

## **Trends in offences against the administration of justice**

by Marta Burczycka and Christopher Munch  
Canadian Centre for Justice Statistics

Release date: October 15, 2015



---

## How to obtain more information

For information about this product or the wide range of services and data available from Statistics Canada, visit our website, [www.statcan.gc.ca](http://www.statcan.gc.ca).

You can also contact us by

email at [infostats@statcan.gc.ca](mailto:infostats@statcan.gc.ca)

telephone, from Monday to Friday, 8:30 a.m. to 4:30 p.m., at the following toll-free numbers:

- Statistical Information Service 1-800-263-1136
- National telecommunications device for the hearing impaired 1-800-363-7629
- Fax line 1-877-287-4369

### Depository Services Program

- Inquiries line 1-800-635-7943
- Fax line 1-800-565-7757

## Standards of service to the public

Statistics Canada is committed to serving its clients in a prompt, reliable and courteous manner. To this end, Statistics Canada has developed standards of service that its employees observe. To obtain a copy of these service standards, please contact Statistics Canada toll-free at 1-800-263-1136. The service standards are also published on [www.statcan.gc.ca](http://www.statcan.gc.ca) under “Contact us” > “Standards of service to the public.”

## Note of appreciation

Canada owes the success of its statistical system to a long-standing partnership between Statistics Canada, the citizens of Canada, its businesses, governments and other institutions. Accurate and timely statistical information could not be produced without their continued co-operation and goodwill.

## Standard table symbols

The following symbols are used in Statistics Canada publications:

- . not available for any reference period
- .. not available for a specific reference period
- ... not applicable
- 0 true zero or a value rounded to zero
- 0<sup>s</sup> value rounded to 0 (zero) where there is a meaningful distinction between true zero and the value that was rounded
- <sup>P</sup> preliminary
- <sup>r</sup> revised
- X suppressed to meet the confidentiality requirements of the *Statistics Act*
- <sup>E</sup> use with caution
- F too unreliable to be published
- \* significantly different from reference category ( $p < 0.05$ )

Published by authority of the Minister responsible for Statistics Canada

© Minister of Industry, 2015

All rights reserved. Use of this publication is governed by the Statistics Canada [Open Licence Agreement](#).

**An HTML version is also available.**

*Cette publication est aussi disponible en français.*

---

## Trends in offences against the administration of justice: highlights

- In 2014, about one in ten *Criminal Code* offences reported by police was an offence against the administration of justice. In adult criminal courts, over one-third of all completed cases involved at least one administration of justice charge. Administration of justice offences include such *Criminal Code* violations as failure to comply with conditions, failure to comply with an order, failure to appear and breach of probation.
- The rate of police-reported incidents of offences against the administration of justice decreased by 7% between 2004 and 2014, much less than the 34% decline in the overall crime rate. Despite the decrease in the rate of administration of justice offences, there has been an increase in the proportion of them that result in a charge, especially for women (+21% since 2004).
- Despite the overall decline in police-reported incidents of administration of justice offences over the past decade, the most common police-reported administration of justice offence – failure to comply with conditions – increased in 2014. The proportion of completed adult criminal court cases that included administration of justice offences increased from 2005/2006 to 2013/2014.
- In 2013/2014, 39% of cases completed adult criminal courts included at least one offence against the administration of justice among the charges. Findings of guilt were more common in these cases than in cases that did not include administration of justice charges.

## Trends in offences against the administration of justice

by Marta Burczykca and Christopher Munch

Administration of justice offences include the *Criminal Code* violations of failure to comply with conditions, escape or help escape from custody, prisoner unlawfully at large, failure to appear, breach of probation, and other offences against the administration of justice (for example, impersonating a peace officer).<sup>1</sup> These offences are sometimes seen as the ‘revolving door’ of the justice system (Carrington and Schulenberg 2003), since by definition most of these types of crimes are committed when an individual disobeys a pre-trial condition or sentence imposed for a previous offence. Sentences such as probation or a requirement to abide by a condition continue to be those most commonly imposed by Canadian courts (Boyce 2013; Dauvergne 2013).

In recent years, the attention of the public and of agencies involved in criminal justice has been focused on the resources and related costs of the Canadian justice system. While the volume and severity of crime in Canada has been on the decline for more than 20 years (Boyce, Cotter and Perreault 2014), criminal justice expenditures have grown steadily (Story and Yalkin 2013; Hutchins 2015). As a result, identifying possible sources of inefficiencies as well as ways to reduce them has become an area of focus for the justice community and all levels of government (Public Safety Canada 2014).

Topics related to justice system spending and the search for efficiencies were explored at the 2014 multi-departmental Summit on the Economics of Policing (Public Safety Canada 2014). In an associated report to Parliament of the Standing Committee on Public Safety and National Security, offences against the administration of justice were identified as an area of potential inefficiency within the justice system (Parliament of Canada 2014). Experts testifying before the committee suggested that new strategies for how police and courts approach this type of offence – for example, chronic breaches of probation or other conditions imposed by the court – may be ground for cost-saving changes. At the provincial level, recent frameworks for justice system reform have also targeted administration of justice offences to increase overall system efficiency (for example, see BC Justice Reform Initiative 2012<sup>2</sup>).

In this *Juristat*, the volume and nature of offences against the administration of justice reported by police and processed through the adult criminal courts are examined. These trends are compared with trends in overall police-reported crime. Provincial and territorial data are presented in order to examine trends at the jurisdictional level.

This analysis examines changes in police-reported offences against the administration of justice over time, together with variations in court case processing times and sentencing outcomes. The report also looks at the characteristics of persons accused of administration of justice offences. This *Juristat* presents data on incidents of offences against the administration of justice as reported by police services to the Uniform Crime Reporting (UCR) Survey, as well as data reported by Canadian adult courts to the Integrated Criminal Court Survey (ICCS) (see Text box 1).

**Text box 1****Most serious violations and most serious offences in police- and court-reported data****Most serious violations in the Uniform Crime Reporting Survey data**

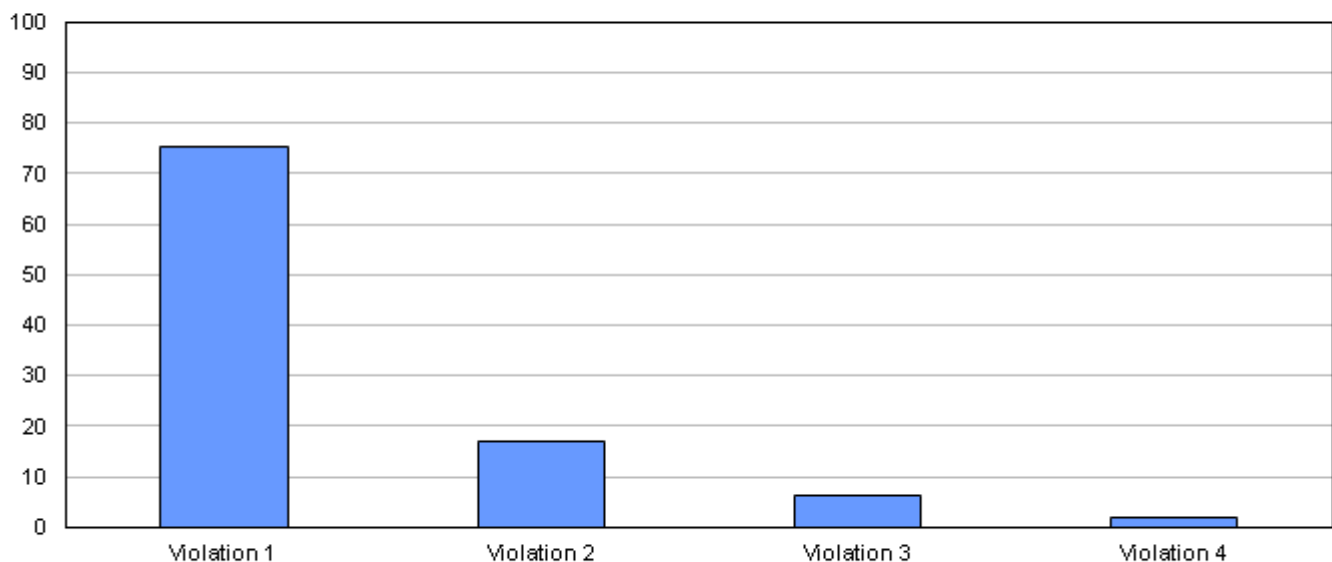
Because offences against the administration of justice rank relatively low in terms of their seriousness (see Wallace et al. 2009), some occurrences may not appear in the UCR aggregate data analysed in this *Juristat*. This is because an administration of justice offence may come to the attention of police during the investigation of an incident where other, more serious, violations also occurred. In such a scenario, it is the more serious violation (MSV) that would be reported to the UCR and reflected in the aggregate data. However, an analysis of the distribution of offences against the administration of justice in the 2014 UCR data shows that in incidents where these types of crime appeared, they were reported as the MSV 75% of the time (Text box Chart 1). As such, the analysis presented in this *Juristat* is based on the UCR aggregate data (unless otherwise stated), which reflect those incidents where an administration of justice offence represented the MSV in the incident reported by police. This approach allows for the use of data collected from each police service in Canada and allows for the analysis of longer-term trends.

**Most serious offences in the Integrated Criminal Court Survey data**

Many analyses that make use of ICCS data do so taking the Most Serious Offence approach, whereby a case that has more than one charge is represented by the charge with the "most serious offence" (MSO). The most serious offence is determined according to a set of factors. First, court decisions are considered and the charge with the most serious decision (for example, a finding of guilt) is selected. In cases where two or more charges result in a decision of the same severity, the type of sentence issued is also considered. While parts of the analysis presented in this report take the MSO approach, an additional approach is also used in order to present a more thorough review of cases that involve administration of justice offences. Known as the "any in the case" approach, cases that include at least one administration of justice offence are analysed, whether or not an administration of justice offence constitutes the MSO. Unless otherwise stated, the "any in the case" approach is used in the present analysis.

**Text box chart 1****Proportion of offences against the administration of justice appearing as first, second, third or fourth violations in an incident, Canada, 2014**

percent of  
administration of  
justice offences



**Note:** Offences against the administration of justice include: failure to comply with conditions, escape custody, prisoner unlawfully at large, failure to attend court, breach of probation, offences against the administration of laws and justice (Part IV C.C.).

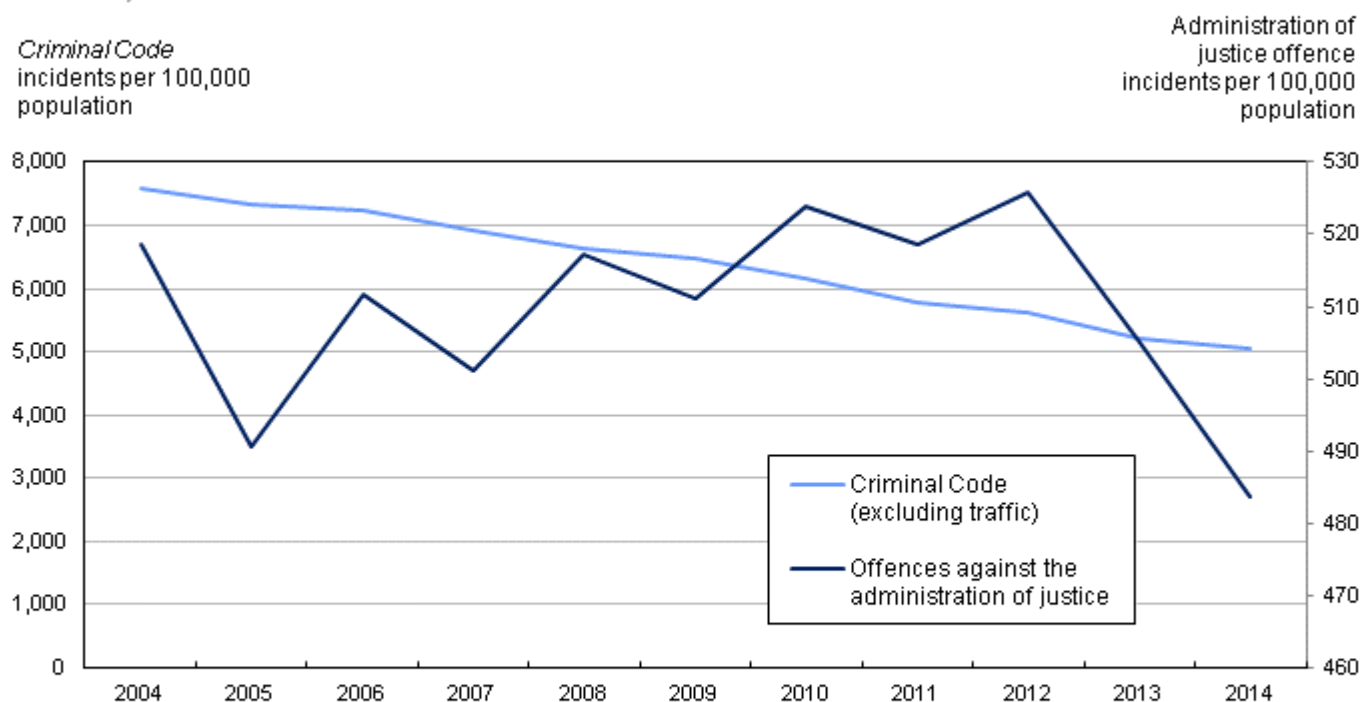
**Source:** Statistics Canada, Canadian Centre for Justice Statistics, Uniform Crime Reporting Survey.

## Administration of justice offences represented one in ten police-reported crimes

In 2014, police reported 171,897 incidents of offences against the administration of justice, a rate of 484 incidents per 100,000 population, or about one-tenth of all *Criminal Code* violations (excluding traffic) reported by police (Table 1).

Despite several periods of fluctuation, the rate of police-reported offences against the administration of justice has declined over the past decade. Between 2004 and 2014, the rate of this type of offence saw an overall decrease of 7% (Chart 1). This decline was much smaller than the decrease in Canada’s overall police-reported crime rate, which fell by 34% between 2004 and 2014 and included decreases to both the rate of police-reported violent crimes and the rate of police-reported property crimes. While the rates of violent crime and property crime continue to be higher than the rate of offences against the administration of justice, the gap between them has narrowed over the past decade.

**Chart 1**  
**Crime rate and rate of offences against the administration of justice, Canada, 2004 to 2014**



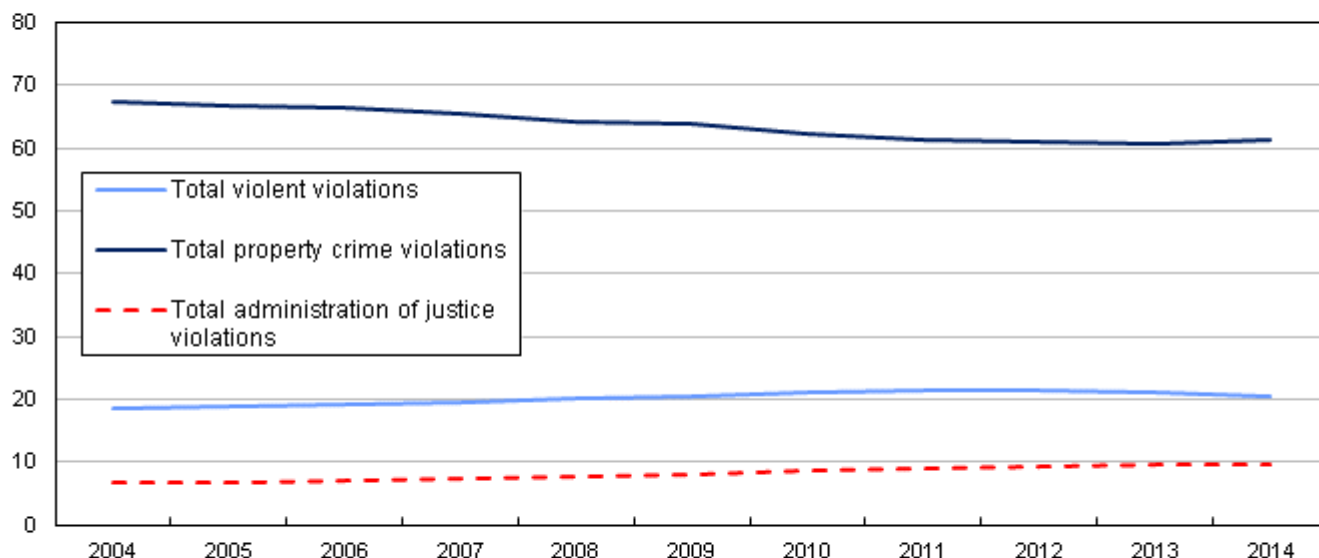
**Note:** Offences against the administration of justice include: failure to comply with conditions, escape custody, prisoner unlawfully at large, failure to attend court, breach of probation, and other offences against the administration of laws and justice (Part IV C.C.). Data represent the most serious violation reported per incident. Rates are calculated per 100,000 population using revised July 1st population estimates from Statistics Canada, Demography Division.

**Source:** Statistics Canada, Canadian Centre for Justice Statistics, Uniform Crime Reporting Survey.

While the rate of offences against the administration of justice declined slightly between 2004 and 2014, this category of offence continued to increase as a proportion of overall reported crime (Chart 2). As a proportion of all crime, offences against the administration of justice increased from 7% in 2004 to 10% in 2014.<sup>3</sup> In comparison, property crime – the most common type of police-reported crime - decreased from 67% to 61% of all reported incidents of crime over this same period of time.

**Chart 2****Percentage of select violation types as a proportion of total incidents, Canada, 2004 to 2014**

percent of all  
*Criminal Code*  
violations



**Note:** *Criminal Code* violations exclude traffic offences. 'Total other *Criminal Code* violations' are also excluded, so percentages do not total 100%. Offences against the administration of justice include: failure to comply with conditions, escape custody, prisoner unlawfully at large, failure to attend court, breach of probation, and other offences against the administration of laws and justice (Part IV C.C.). Incidents presented here represent the most serious violation in an incident.

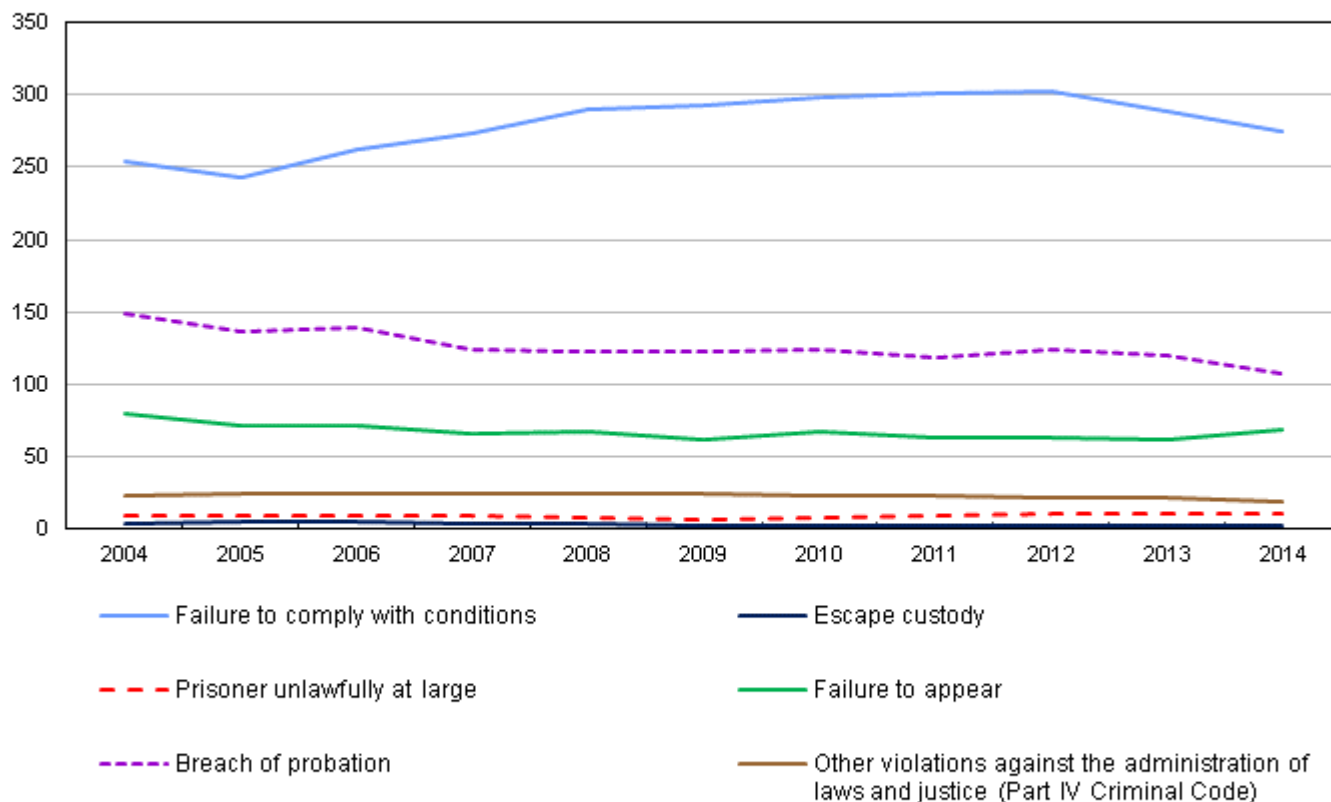
**Source:** Statistics Canada, Canadian Centre for Justice Statistics, Uniform Crime Reporting Survey.

**Rate of failure to comply with conditions increased since 2004**

While there was an overall decline in offences against the administration of justice between 2004 and 2014, the rate of the specific offence of failure to comply with conditions increased (up 8%) (Chart 3). Failure to comply with conditions,<sup>4</sup> which includes infractions such as violation of no-contact orders and failure to attend court-mandated programs (for example, addictions counselling or victim impact education programs) was the most commonly reported offence against the administration of justice, making up more than half (57%) of all incidents of this type of crime reported in 2014.<sup>5</sup>

**Chart 3**  
**Rates of specific offences against the administration of justice, Canada, 2004 to 2014**

incidents per 100,000 population



**Note:** Offences against the administration of justice include: failure to comply with conditions, escape custody, prisoner unlawfully at large, failure to attend court, breach of probation, and other offences against the administration of laws and justice (Part IV C.C.). Data represent the most serious violation reported per incident. Rates are calculated per 100,000 population using revised July 1st population estimates from Statistics Canada, Demography Division.

**Source:** Statistics Canada, Canadian Centre for Justice Statistics, Uniform Crime Reporting Survey.

Breach of probation was the second most frequently-reported offence against the administration of justice in 2014, representing almost a quarter (22%) of all offences in this category. Since 2004, the rate of breach of probation declined by 28%, moving from 149 incidents per 100,000 to 108 in 2014. Besides failure to comply with conditions, the only other administration of justice offence to see an increase over the past decade was prisoner unlawfully at large (up 28%). However, this relatively rare crime represented just 2% of all incidents of offences against the administration of justice and 0.2% of police-reported crimes overall.

In all provinces and territories, incidents of failure to comply with conditions comprised the largest proportions of offences against the administration of justice reported in 2014. Also in line with the national trend, breach of probation was the next most common administration of justice offence among all provinces and territories except for Saskatchewan and Alberta. In these two provinces, failure to appear was the second most frequently-reported offence against the administration of justice (Table 2).

### Administration of justice offences often reported by police alongside assaults

Police services are able to report up to four violations that occur together within a single incident. Official crime statistics are reported based on the most serious violation in the incident, which is determined according to factors such as whether the crime occurred against a person or property, or the greatest penalty prescribed by law that can be applied to the violation. In other words, the over 170,000 incidents of offences against the administration of justice reported in 2014 represent incidents where those violations were the most serious (see Text Box 1).



However, offences against the administration of justice often occur in conjunction with other more serious crimes, and are reported by police as a second, third or fourth violation within the same incident. In 2014, an additional 50,730 or 3% of all police-reported incidents where an administration of justice offence was not the most serious violation included at least one violation of this type as an associated violation (Table 3). This included the 8% of violent crimes that involved an administration of justice offence as a second, third or fourth violation in the incident. The violent offences most commonly associated with administration of justice violations in this way were assault level 1, assault level 2 and uttering threats. A smaller proportion of incidents of property crime (2%) also involved an associated offence against the administration of justice.

## **One in five police-reported crimes in Saskatchewan was an administration of justice offence**

The provinces and territories differ in how they address offences against the administration of justice. The extent to which police are involved in charging those accused of this kind of crime varies across jurisdictions and these differences can impact the statistics presented in this report. Only incidents reported by the police are captured by the UCR and reflected in the current analysis.

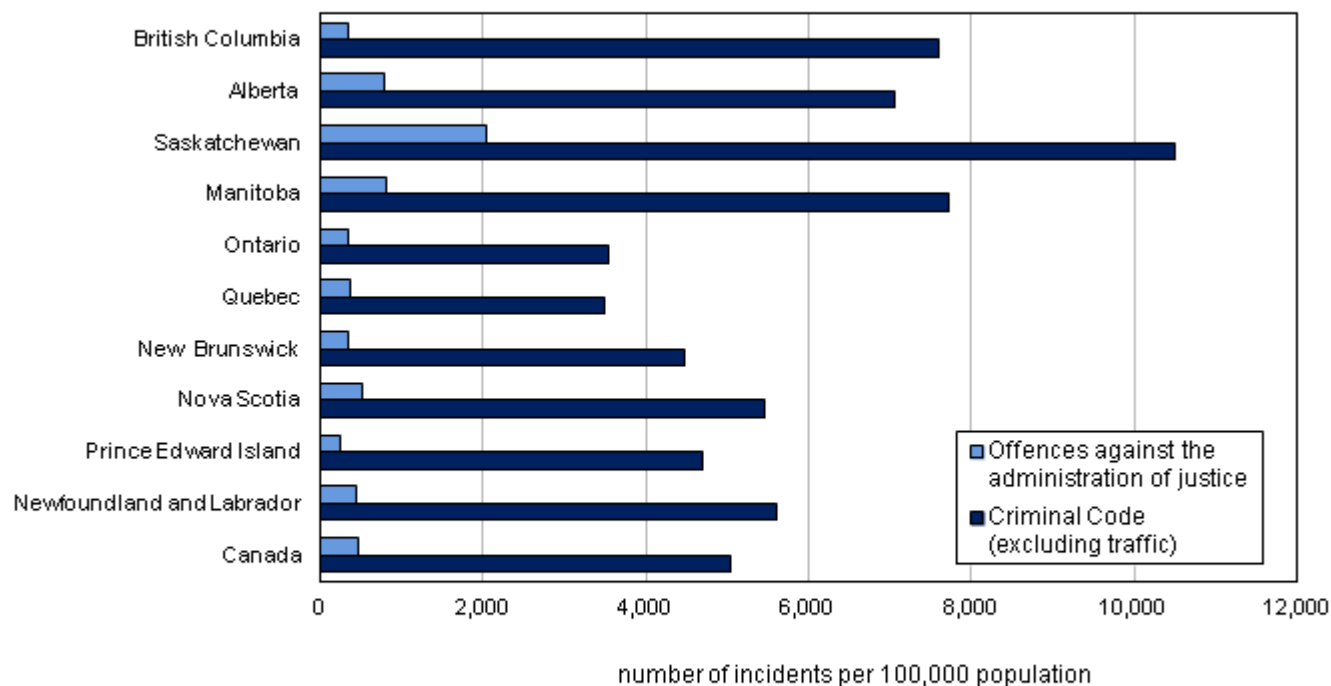
In most jurisdictions, the involvement of the police is not required for a charge of failure to comply with conditions or breach of probation to be laid. Such charges can be submitted directly by corrections personnel, probation officers or officers of the courts. Though the precise number of charges submitted in this way is not known, these processes inevitably result in a number of incidents of administration of justice violations not being reported to the UCR in these jurisdictions. Other jurisdictions report that particular administration of justice offences, such as prisoner unlawfully at large or escape custody, must always involve the police in order for a charge to be laid and would thus always result in the incident being collected by the UCR. Conversely, in the Northwest Territories, police are always involved when any offence against the administration of justice charge is laid against an accused.

In addition to these differences in procedure, some jurisdictions have agreements with police services whereby police actively pursue individuals who are in breach of a condition imposed by the courts. Alberta's Priority Prolific Offender Program is an example of this approach.<sup>6</sup> In addition to these differences, the ways a particular jurisdiction responds to offences against the administration of justice are themselves subject to change over time.

With these considerations in mind, it is not surprising that Canadian provinces have historically shown substantial variation with respect to police-reported offences against the administration of justice. This variation continued in 2014, with the highest provincial rates of offences against the administration of justice being reported in Saskatchewan (2,041 incidents per 100,000 population) and Manitoba (810). Rates of offences against the administration of justice also tend to be particularly high in the northern regions of these two provinces (Allen and Perreault 2015). In contrast, Prince Edward Island reported the lowest rate of administration of justice offences (250).

In most provinces, offences against the administration of justice represented about one-tenth of overall police-reported crime. The most notable exceptions to this pattern were Saskatchewan, Prince Edward Island and British Columbia (Chart 4). Saskatchewan reported the largest proportion of offences against the administration of justice relative to other police-reported crimes, with almost one-fifth (19%) of all reported incidents falling into this category. Meanwhile, in Prince Edward Island and British Columbia, less than 1 out of 18 police-reported incidents of crime (5%) constituted an offence against the administration of justice.

**Chart 4**  
**Crime rate and rate of offences against the administration of justice,**  
**Canada and provinces, 2014**



**Note:** *Criminal Code* offences exclude traffic offences. Offences against the administration of justice include: failure to comply with conditions, escape custody, prisoner unlawfully at large, failure to attend court, breach of probation, and other offences against the administration of laws and justice (Part IV C.C.). Data represent the most serious violation reported per incident. Rates are calculated per 100,000 population using revised July 1st population estimates from Statistics Canada, Demography Division.

**Source:** Statistics Canada, Canadian Centre for Justice Statistics, Uniform Crime Reporting Survey.

There were also notable provincial differences in the change in rates of administration of justice offences over time. Between 2004 and 2014, Newfoundland and Labrador’s rate of administration of justice offences increased by 14%. The next largest increase over this period was reported in Quebec, where the rate of this type of offence grew by 13%. In Prince Edward Island, the rate of reported offences against the administration of justice decreased by 40% between 2004 and 2014. The next greatest decline was 27%, reported in Manitoba. In comparison, all provinces reported decreases in the overall police-reported crime rate between 2004 and 2014.

The territories typically report higher rates of police-reported crime than the provinces, and this holds true for offences against the administration of justice. In 2014, rates of administration of justice offences recorded in the territories were higher than those reported by the provinces. Rates ranged from 2,448 incidents per 100,000 reported by police in the Northwest Territories, to a rate of 1,706 in Nunavut. Since 2004, Yukon has reported a 73% increase in the rate of this type of crime, while the rate in the Northwest Territories increased by 11%. Over this same period of time, Nunavut recorded a 20% decrease in the rate of police-reported offences against the administration of justice.

### Rate of persons charged with administration of justice offences increasing

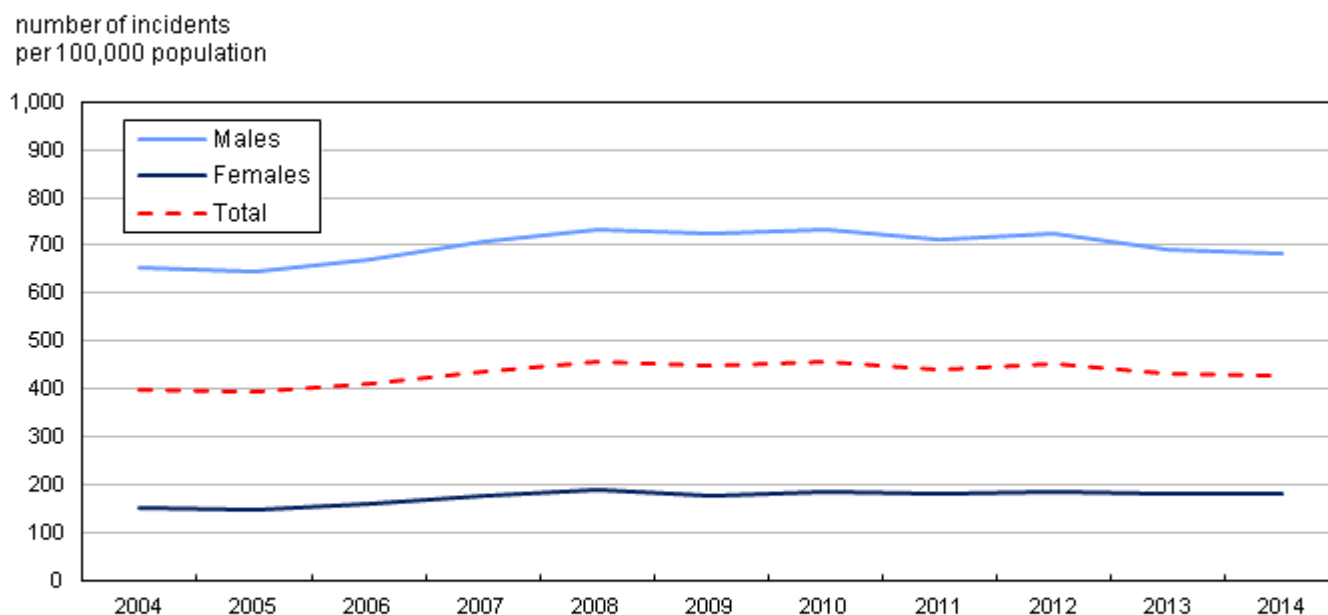
*Criminal Code* offences may be cleared by a variety of means, such as the laying of a charge or diversion to another program, or by departmental discretion which may involve warnings, cautions or referrals to community-based programs. Compared to other types of crime, offences against the administration of justice more often resulted in charges being laid against an accused. Various reasons may exist for this, including a desire among justice professionals formally document, and address, an accused person’s history of non-compliance with the law (Marinos 2006). In 2014, charges were laid against 91% of all persons accused of offences against the administration of justice, compared to 49% of those accused of *Criminal Code* incidents that did not include administration of justice offences (or offences reported by police under the *Youth Criminal Justice Act*) (Table 4).

The rate of persons facing charges related to administration of justice offences increased between 2004 and 2014, while the rate of those charged in criminal incidents in general has declined. For administration of justice offences, the rate of persons charged increased by 8% over the decade to a rate of 429 per 100,000 population in 2014 (Table 5). Meanwhile, over the same time period, charges related to *Criminal Code* violations in general declined by 20%, to a rate of 1,425 charges per 100,000 population.

## Rate of females charged with administration of justice offences growing faster than for males

Police-reported data show that charges against females accused of administration of justice offences are growing faster than charges against males. Between 2004 and 2014, the increase in the rate of females charged with offences against the administration of justice was five times greater than for males, rising by almost 21% since 2004 (Chart 5). Despite this increase, the rate of men charged with this category of offence continues to be considerably higher than for females. In 2014, the rate of males charged with offences against the administration of justice was 683 per 100,000, close to four times higher than what was reported for females (182). This distribution was similar to the reported difference in rates of males and of females charged with *Criminal Code* offences in general, though those rates have fallen three times faster for males charged than for females.

**Chart 5**  
Rate of persons charged with offences against the administration of justice, adult and youth, Canada, 2004 to 2014



**Note:** Offences against the administration of justice include: failure to comply with conditions, escape custody, prisoner unlawfully at large, failure to attend court, breach of probation, and other offences against the administration of laws and justice (Part IV C.C.). Total excludes charges where the gender of the accused was unknown. Rates are calculated per 100,000 population using revised July 1st population estimates from Statistics Canada, Demography Division.

**Source:** Statistics Canada, Canadian Centre for Justice Statistics, Uniform Crime Reporting Survey.

A particularly large increase in the rate of females charged with administration of justice offences was recorded for failure to attend court (+26%) and failure to comply with conditions (+21%) between 2004 and 2014. Over the same ten-year period, the rates of men charged with these offences changed by -1% and +3%, respectively.

Across Canada in 2014, males accused of an administration of justice offence were slightly more likely than females to face charges. Among male accused, 91% were formally charged, compared to 89% of females. The likelihood of charges facing men and women differed by province and territory, however. The largest difference between males and females charged was reported in British Columbia, where 77% of female accused faced charges compared to 86% of males. In contrast, the likelihood of facing charges for an administration of justice offence was the same for females and males in Saskatchewan (95% and 96% respectively).

## More youth face charges for administration of justice offences than for other offence types

Beginning with its implementation in 2003, the *Youth Criminal Justice Act* (YCJA) has established clear objectives for the use of extrajudicial measures for youth (Boyce, Cotter and Perreault 2014).<sup>7</sup> Under the YCJA, youth accused of criminal offences may be dealt with through informal extrajudicial measures, such as warnings, cautions or referrals to community programs, in place of charges. Additionally, the YCJA provides for more formal extrajudicial measures, called sanctions, that may be considered when less formal means are considered insufficient. These sanctions can be used pre- or post-charge. These extrajudicial measures apply to initial police contact with youth, as well as to alleged breaches of pre- and post-sentencing conditions.

Since the introduction of the YCJA, the proportion of youth dealt with by means other than a charge has continued to be higher than that of youth formally charged. In 2014, 55% of youth accused of *Criminal Code* offences in general were dealt with by other means, while the remaining 45% were formally charged by police (Boyce 2015). Compared to these overall rates, rates of youth charged with administration of justice offences are considerably higher: among youth accused of this offence type in 2014, 85% were subjected to formal charges instead of extrajudicial measures (Table 6).<sup>8</sup>

Over time, the rate of youth facing charges has decreased across all *Criminal Code* offence types. Rates of youth charged with *Criminal Code* offences in general have decreased by 40% since 2004. When looking specifically at administration of justice offences, the rate of youth charged has decreased by 20% from 2004.

Male youth are subject to criminal charges at much higher rates than female youth. For *Criminal Code* offences in general, as well as for offences against the administration of justice in particular, rates of male youth charged were several times higher than those of female youth. In 2014, the rate for male youth charged with offences against the administration of justice was 591 per 100,000, while the rate for female youth was 256. The likelihood of being formally charged for an administration of justice offence (as opposed to facing extrajudicial measures or sanctions) was similar for male and female youth, with 88% of male youth and 85% of female youth accused facing charges.<sup>9</sup>

## Administration of justice offences in the courts

In Canada, criminal court statistics are collected by Statistics Canada through the Integrated Criminal Court Survey (ICCS). According to the definition used by the ICCS, a case is comprised of one or more charges against an accused person or company which were processed by the courts at the same time and received a final decision (see Survey description section at the end of this report). In order to examine data from different parts of the justice system using a standard set of ideas and definitions, the ICCS makes use of a common offence classification framework that groups offences into 32 separate offence categories. Offences against the administration of justice are among these categories, and include specific offences like failure to comply with an order,<sup>10</sup> breach of probation, unlawfully at large, and other offences against the administration of justice (such as impersonating a peace officer).

Between the time that a charge is laid and the time that a court process begins, there is potential for formal and informal activity that impacts the case that is ultimately brought against an accused. Informal discussions between the police, the accused, defense counsel, and the Crown can result in a different set of charges than those which were originally laid. The introduction of new evidence, the dropping or amendment of charges, and plea bargaining are examples of these formal and informal practices.

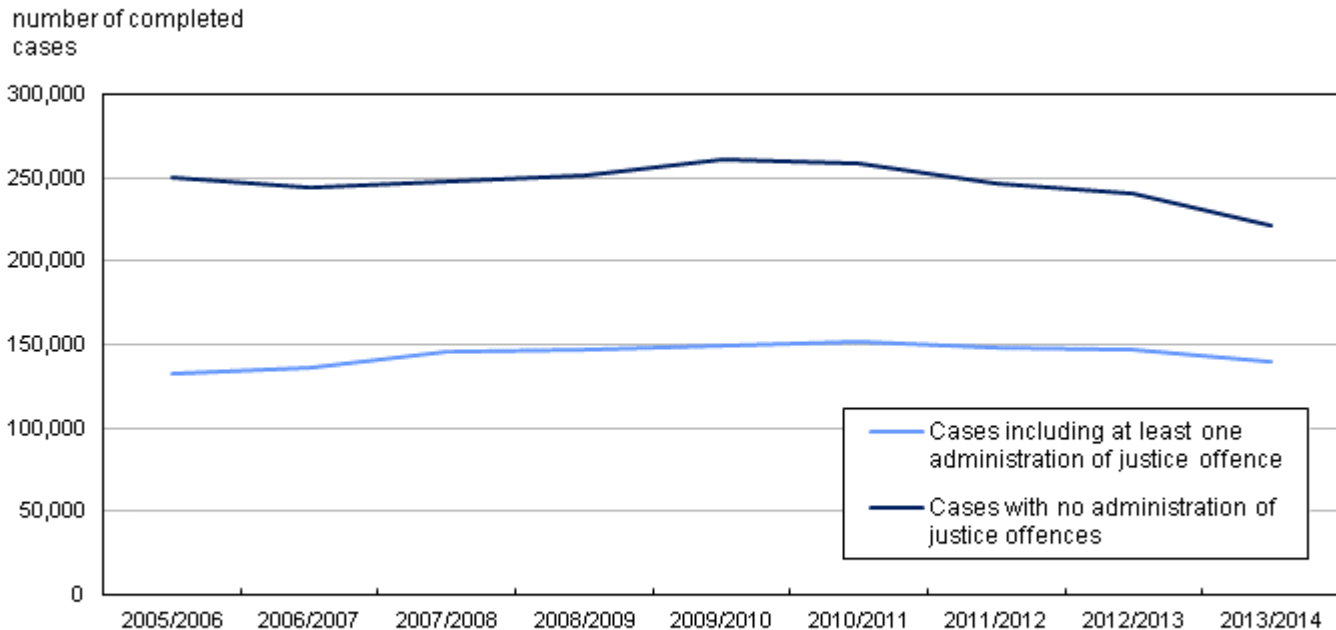
Estimates from the legal community suggest that many criminal cases in Canada are partially or entirely modified by some type of pre-trial negotiation, in part to lessen the resource strain on the courts (Marinos 2006). Activity at this stage of the justice system process is not measured by either the UCR or the ICCS, and thus neither survey can shed light on the impact that these discussions have on administration of justice charges. Other studies, however, such as the qualitative research conducted by Marinos (2006) suggest that administration of justice offences are often viewed as particularly serious by Crown attorneys, and are often retained during plea negotiations even in favor of other charges.

## Over one-third of all adult criminal court cases involve at least one administration of justice offence

Canadian adult criminal courts process a high volume of offences against the administration of justice. While this type of offence makes up about one out of every ten police-reported criminal incidents, administration of justice charges are involved in over one-third of completed adult criminal court cases. In 2013/2014, adult criminal courts in Canada completed 360,640 cases, of which 139,776 (or 39%) included at least one offence against the administration of justice among the charges (Table 7).

Over time, the volume of cases involving offences against the administration of justice has increased relative to criminal court cases in general. Between 2005/2006 and 2013/2014, the number of completed criminal cases that included at least one administration of justice offence grew by 6%, though the volume of these types of cases peaked in 2010/2011 and has declined since that time (Chart 6).

**Chart 6**  
**Completed adult criminal court cases, including and excluding offences against the administration of justice, Canada, 2005/2006 to 2013/2014**



**Note:** A case is one or more charges against an accused person or company, which were processed by the courts at the same time (date of offence, date of initiation, date of first appearance, date of decision, or date of sentencing), and received a final decision.

**Source:** Statistics Canada, Canadian Centre for Justice Statistics, Integrated Criminal Court Survey.

## Failure to comply with an order charges most common among administration of justice offences in court cases

In completed adult criminal court cases where an administration of justice offence represented one or more of the charges, failure to comply with an order (50%) and breach of probation (33%) were those most frequently finalized by the courts in 2013/2014 (Table 8).<sup>11</sup> These proportions are consistent with the distribution of these types of violations as reported by police, and have changed little over time.<sup>12</sup>

Between 2005/2006 and 2013/2014, cases involving the relatively low-volume charge of prisoner unlawfully at large grew by 40%. Cases where failure to comply with an order were among the charges grew by 25%, while breach of probation also increased among completed adult criminal cases (+21%). Over this same time period, instances of failure to appear decreased by almost one-fifth (-19%).

## About half of criminal cases in Manitoba, Yukon and Saskatchewan involved at least one administration of justice charge

In 2013/2014, completed adult criminal court cases involving at least one administration of justice charge represented about half of cases in Manitoba (56%), Yukon (53%) and Saskatchewan (50%).<sup>13</sup> Conversely, adult criminal courts in Quebec and Prince Edward Island reported smaller proportions of cases involving this type of offence (32% and 33%, respectively).

Between 2005/2006 and 2013/2014, most provinces and territories reported an increase in the proportion of adult criminal cases that included at least one offence against the administration of justice, in keeping with the national trend (up 4 percentage points). The largest growth over this time period was reported in British Columbia and Manitoba (up 11 and 10 percentage points, respectively). The sole province or territory that did not experience considerable growth in the proportion

of completed criminal cases that included at least one administration of justice offence was Ontario, where the percentage of such cases increased by less than one percent.

## Administration of justice offences most often paired with property crimes in criminal courts

Administration of justice charges are often processed by the courts alongside non-violent offences, and may or may not be the most serious offence (MSO) in the case.<sup>14</sup> In cases where an offence against the administration of justice is among the charges faced by an accused (but not the most serious offence), it is most often a property crime that constitutes the MSO. This pattern was evident in 31% of adult criminal court cases completed in 2013/2014 that included an administration of justice offence (Table 9). Also that year, 20% of cases related to violent offences also included charges for offences against the administration of justice. In 14% of cases where other *Criminal Code* charges such as those related to weapons, prostitution, and impaired driving were the MSO, administration of justice charges were also processed, as was the case in 13% of cases where the MSO was a drug-related crime.

## Findings of guilt common in completed cases with administration of justice offences

Various options are available to judges and juries imposing decisions in adult criminal court cases. These decision types include findings of guilt, acquittals, charges being stayed or withdrawn, and other decisions (such as findings of not criminally responsible, the accused being found unfit for trial, and cases that raise Charter arguments).

More than three quarters (76%) of completed court cases that included at least one administration of justice offence resulted in a guilty verdict in 2013/2014. This compared to the 55% of completed cases that did not include any administration of justice offences where decisions of guilt were handed down. Over time, all other kinds of decisions handed down in cases that included offences against the administration of justice have remained virtually unchanged (Table 10).

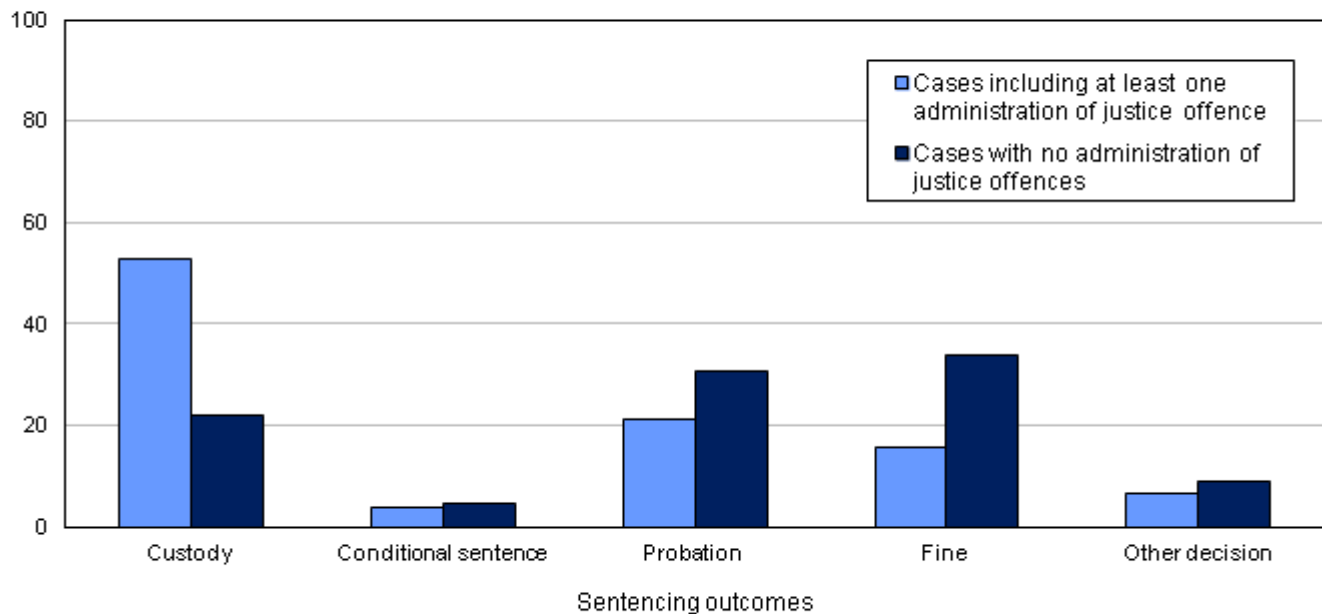
Second to decisions of guilt, most other completed cases that included offences against the administration of justice in 2013/2014 resulted in charges being stayed or withdrawn (21%). Acquittals were comparatively rare, being recorded in just 2% of completed cases where an administration of justice offence was among the charges. By comparison, 5% of completed adult criminal court cases that did not include any administration of justice charges resulted in acquittals.

## Custody most frequently imposed sentence in cases with administration of justice offences

In 2013/2014, custody was the most common sentence handed down in completed adult criminal court cases involving administration of justice offences that resulted in findings of guilt (53%). This was in contrast to guilty cases that did not include offences against the administration of justice, for which custody was imposed 22% of the time (Chart 7). These findings are consistent with research that indicates Canadian criminal court judges often view custody as an appropriate sentence for administration of justice offences, in response to the accused person's history of noncompliance with conditions and in order to communicate to the accused the need to respect orders of the court (Marinos 2006). The prevalence of custodial sentences in cases involving offences against the administration of justice increased slightly between 2005/2006 and 2013/2014 (up 3 percentage points).

**Chart 7**  
**Sentencing outcomes for completed guilty cases in adult criminal court,**  
**Canada, 2013/2014**

percent of completed  
guilty cases



**Note:** Other decisions include final decisions of found not criminally responsible and waived out of province or territory. This category also includes any order where a conviction was not recorded, the court's acceptance of a special plea, cases which raise Charter arguments and cases where the accused was found unfit to stand trial. Data reflect the most serious sentence handed down in each case.

**Source:** Statistics Canada, Canadian Centre for Justice Statistics, Integrated Criminal Court Survey.

The length of time it takes to complete a case in adult criminal court is defined as the elapsed time between the first court appearance to the date of decision or sentencing, measured in days. For completed adult criminal court cases that involved an offence against the administration of justice in 2013/2014, the median length of time it took to process the case was 108 days. This compares to the median 133 days it took to complete a case that did not include an administration of justice charge.

Between 2005/2006 and 2013/2014, median case processing times for cases involving offences against the administration of justice decreased by 5 days. Meanwhile, the median time to complete cases that did not involve this type of offence increased by 3 days over this same period of time. Overall, median case processing times for cases involving all offence types remained relatively stable since 2005/2006 (-1 day).

### Men accused in 4 out of 5 cases involving administration of justice offences

Canadian criminal courts heard about four times more cases against male accused than females in 2013/2014, with men standing accused in 80% of cases.<sup>15</sup> This ratio was slightly more pronounced in cases where an offence against the administration of justice was among the charges, where 82% of all completed cases involved a male accused. Since 2005/2006, the proportion of completed criminal cases involving administration of justice charges where females stood accused increased slightly (up 3 percentage points).

The high proportion of completed court cases with male accused parallels the prevalence of men among accused charged in police-reported criminal incidents in general: in 2014, 78% of police-reported *Criminal Code* charges in general and 79% of administration of justice charges in particular were laid against male accused.

## Summary

Offences against the administration of justice are most often the result of an offender's earlier criminal behavior and prior interactions with the justice system, and in this way are sometimes seen as a 'revolving door' of crime. Understanding the volume and nature of this type of crime is important to understanding the pressures that may be affecting the justice system as a whole.

For Canada's policing community, administration of justice offences represent about one tenth of all police-reported crime, and involve a relatively large proportion of individuals against whom charges are laid by police. The rate of persons formally charged with administration of justice offences is growing, especially among women, at a time when overall rates of persons charged with other kinds of crime continue to decline. The rate of persons charged with administration of justice offences was higher in 2014 than a decade ago, despite the decline in the actual rate of police-reported incidents of this type of crime.

Canada's adult criminal courts must also devote resources to processing administration of justice cases. Over a third of all completed cases in 2013/2014 involved at least one administration of justice offence, and the proportion of cases that include this offence type has increased in comparison to 2005/2006. Findings of guilt are more common in cases involving administration of justice offences, and custody is more often the type of sentence imposed, suggesting further impacts on those elements of the justice system involved in corrections.

## Survey description

### Uniform Crime Reporting Survey

The Uniform Crime Reporting (UCR) Survey collects data from virtually 100% of police services in Canada. Information on incidents of crime is collected in two ways: in a microdata format, where details of up to four separate violations involved in an incident can be provided to Statistics Canada; and in an aggregated format, where only the most serious violation involved in the incident is reported. For example, an incident that involved a robbery, a physical assault and a threat counted in a microdata format would translate into one incident involving three violations. If this incident was captured in an aggregate format, only the most serious offence in the incident would be captured, creating a record of an incident of robbery. In order to ensure comparability, counts presented in this article are based upon the most serious offence in the incident, as determined by a standard classification rule used by all police services.

For more information about the UCR and its methodology, refer to <http://www23.statcan.gc.ca/imdb/p2SV.pl?Function=getSurvey&SDDS=3302>.

Detailed data tables from the UCR are available through Statistics Canada CANSIM:  
Table 252-0051 Incident-based crime statistics, by detailed violations, annual  
Table 252-0052 Crime Severity Index and weighted clearance rates, annual

### Integrated Criminal Court Survey

As of 2005/2006, all provincial and territorial courts in 10 provinces and 3 territories reported to the Integrated Criminal Court Survey (ICCS). Information from superior courts in Prince Edward Island, Quebec, Ontario, Manitoba and Saskatchewan as well as municipal courts in Quebec could not be extracted from their electronic reporting systems and was therefore unavailable. A slight underestimation of the severity of sentences may have resulted from the absence of data from superior courts in these five jurisdictions, since these courts process some of those (most serious) cases which are likely to result in the most severe sanctions. There may also be a slight underestimation of case elapsed times as more serious cases generally require more court appearances and take more time to complete. However, since offences against the administration of justice are relatively less serious crimes, little underestimation due to the absence of superior court data is expected where these offences constitute the most serious offence in a case.

In addition, information on the sex of the accused is not available from Manitoba and may have a higher proportion of accused with unknown sex in Quebec, since the latter province derives this information from the name of the accused. Both Quebec and the Northwest Territories do not report conditional sentencing data at this time. Lastly, the number of custody orders in the Northwest Territories has been under-reported and the number of probation orders has been over-reported by unknown amounts due to clerical procedures. The majority of custody orders were captured as probation.

For more information about the ICCS and its methodology, refer to <http://www23.statcan.gc.ca/imdb/p2SV.pl?Function=getSurvey&SDDS=3312>.



Detailed data tables from the ICCS are available through Statistics Canada CANSIM:

Table 252-0053 Adult criminal courts, number of cases and charges by type of decision, annual

Table 252-0055 Adult criminal courts, cases by median elapsed time in days, annual

Table 252-0056 Adult criminal courts, guilty cases by type of sentence, annual

Table 252-0057 Adult criminal courts, guilty cases by most serious sentence, annual

## References

- Allen, Mary and Samuel Perreault. 2015. "Police-reported crime in Canada's Provincial North and territories, 2013." *Juristat*. Statistics Canada Catalogue no. 85-002-X.
- Boyce, Jillian. 2013. "Adult criminal court statistics in Canada, 2011/2012." *Juristat*. Statistics Canada Catalogue no. 85-002-X.
- Boyce, Jillian. 2015. "Police-reported crime statistics in Canada, 2014." *Juristat*. Statistics Canada Catalogue no. 85-002-X.
- Boyce, Jillian, Adam Cotter and Samuel Perreault. 2014. "Police-reported crime statistics in Canada, 2013." *Juristat*. Statistics Canada Catalogue no. 85-002-X.
- Carrington, Peter J. and Jennifer L. Schulenberg. 2003. *Police Discretion with Young Offenders: Report to the Department of Justice Canada*. (accessed January 5, 2015).
- Dauvergne, Mia. 2013. "Youth court statistics in Canada, 2011/2012." *Juristat*. Statistics Canada Catalogue no. 85-002-X.
- Hutchins, Hope. 2015. "Police resources in Canada, 2014." *Juristat*. Statistics Canada Catalogue no. 85-002-X.
- Marinos, Voula. 2006. "The meaning of 'short' sentences of imprisonment and offences against the administration of justice: A perspective from the court." *Canadian Journal of Law and Society*. Vol. 21, no. 2. p. 143-167.
- Parliament of Canada. 2014. *Economics of Policing: Report of the Standing Committee on Public Safety and National Security*. (accessed January 7, 2015).
- Public Safety Canada. 2014. *Economics of Policing*. (accessed January 7, 2015).
- Story, Rod and Tolga R. Yalkin. 2013. *Expenditure Analysis of Criminal Justice in Canada*. (accessed January 5, 2015).
- Wallace, Marnie, John Turner, Colin Babyak and Anthony Matarazzo. 2009. *Measuring Crime in Canada: Introducing the Crime Severity Index and Improvements to the Uniform Crime Reporting Survey*. Statistics Canada Catalogue no. 85-004-X.

## Appendix 1

### List of offences against the administration of justice under the *Criminal Code* included in the Uniform Crime Reporting Survey

<b>Criminal Code C-46 RSC 1985 (1)</b>	<b>Description</b>
145.(3-5.1ab)	Failure to comply with conditions/appear, etc.
810.(3b)	Fail/refuse recognizance – fear of injury/damage
810.01(4)	Fail/refuse recognizance – fear of certain offences
810.1(3.1)	Fail/refuse recognizance – fear of sexual offence
810.2(4)	Fail/refuse recognizance – fear of serious injury
811.(ab)	Breach of recognizance under S.810
144.(ab)	Prison breach
145.(1a)	Escape custody
145.(1b)	Escape custody before term expires
145.(2ab)	Failure to attend court
161.(4ab)	Breach of probation order
733.1(1ab)	Fail to comply probation order
753.3(1)	Breach of long-term order
119.(1ab)	Accept/offer bribe – judicial officer/MP/MLA
120.(ab)	Accept/offer bribe - justice/police commissioner/peace officer
121.(1,2,3)	Frauds upon government
122	Breach of trust by public officer
123.(1a-f)	Corrupt municipal official
123.(2a-c)	Influence municipal official
124.(ab)	Selling/purchasing offices
125.(a-c)	Deal/negotiate/solicit offices/appointments
126.(1)	Disobeying a statute
127.(1ab)	Disobeying order of court
128.(ab)	Misconduct of officer in executing process
130.(1ab,2ab)	Personating a peace officer
131.(1)	Perjury
132	Perjury - general
134.(1)	False statement in affidavit, etc.
136.(1)	Giving contradictory evidence
137	Fabricating evidence
138.(a-c)	Offences relating to affidavits
139.(1a-d)	Obstruct justice
139.(2,3)	Obstruct justice - other/judicial proceeding
140.(1a-d)	Public mischief
140.(2ab)	Public mischief to mislead peace officer
141.(1)	Compounding indictable offence
142	Corruptly taking rewards
143.(a-d)	Advertise reward and immunity
146.(a-c)	Permit or assist escape
147.(a-c)	Rescue or permit escape
148.(ab)	Assist prisoner of war to escape

## Appendix 2

### List of offences against the administration of justice under the *Criminal Code* included in the Integrated Criminal Court Survey

<b>Criminal Code C-46 Rsc 1985 (1)</b>	<b>Description</b>
145.(2ab)	Failure to attend court
733.1(1ab,2ab)	Fail to comply probation order
740.(1,2)	Priority to restitution
753.3(1,2)	Breach of long-term order
144.(ab)	Prison breach
145.(1ab)	Escape custody/escape custody before term expires
145.(3ab)	Failure to comply with condition of undertaking or recognizance
145.(4ab)	Failure to appear or to comply with summons
145.(5ab)	Failure to comply with appearance notice or promise to appear
145.(5.1ab)	Failure to comply with conditions of undertaking
145.(6)	Idem for the purposes of subsection (5)
145.(8)	Election of Crown under <i>Contraventions Act</i>
145.(9a-c)	Proof of certain facts by certificate
145.(10)	Attendance and right to cross-examination
145.(11)	Notice of intention to produce
161.(1a-c, 1.1a-c, 2ab, 3)	Order of prohibition
161.(4ab)	Breach of probation order
811.(ab)	Breach of recognizance under S.810
129.(ad, ae, bd, be, cd, ce)	Offences relating to public or peace officer
119.(1ab, 2)	Bribery of judicial officers, etc.
120.(ab)	Accept/offer bribe - justice/police commissioner/peace officer
121.(1-3)	Frauds upon government
122	Breach of trust by public officer
123.(1a-f)	Corrupt municipal official
123.(2a-c, 3)	Influence municipal official
124.(ab)	Selling/purchasing offices
125.(a-c)	Deal/negotiate/solicit offices/appointments
126.(1,2)	Disobeying a statute
127.(1ab,2)	Disobeying order of court
128.(ab)	Misconduct of officer in executing process
129.(a-e)	Obstruct peace officer/offences relating to public or peace officer
130.(1ab, 2ab)	Personating a peace officer
131.(1,2,3)	Perjury
132	Perjury - general
134.(1,2)	False statement in affidavit, etc.
136.(1,2,2.1,3)	Giving contradictory evidence
137	Fabricating evidence
138.(a-c)	Offences relating to affidavits
139.(1a-d, ac, ad, bc, bd)	Obstruct justice
139.(2,3a-c)	Obstruct justice - other/judicial proceeding
140.(1a-d)	Public mischief
140.(2ab)	Public mischief to mislead peace officer
141.(1,2ab)	Compounding indictable offence
142	Corruptly taking rewards
143.(a-d)	Advertise reward and immunity
146.(a-c)	Permit or assist escape
147.(a-c)	Rescue or permit escape
148.(ab)	Assist prisoner of war to escape

## Notes

1. See Appendix 1 and Appendix 2 for complete lists of offences against the administration of justice listed under the *Criminal Code* included in the Uniform Crime Reporting Survey and the Integrated Criminal Court Survey.
2. See BC Justice Reform Initiative 2012.
3. Criminal traffic offences (for example, impaired driving) are excluded from most standard calculations and analyses based on the Uniform Crime Reporting Survey.
4. For the Uniform Crime Reporting survey, the following *Criminal Code* sections are included in the category Failure to comply with conditions: 145.(3-5.1a), 145.(3-5.1b), 810.(3b), 810.01(4), 810.1(3.1), 810.2(4), 811.(a), 811.(b).
5. Represents those incidents of offences against the administration of justice that were reported to Statistics Canada as the most serious violation associated with an incident. See Text box 1.
6. See Alberta's Priority Prolific Offender Program.
7. The *YCJA* sets out specific guidelines for how police and the courts deal with persons aged 12 to 17 years (at the time the offence was committed) who are accused of an offence under the *Criminal Code* and other federal statutes.
8. Offences reported by police as *Young Offenders Act/Youth Criminal Justice Act* violations are not included as part of administration of justice offence counts or rates. Data include *Criminal Code* offences only.
9. Charges laid against youth under the *Youth Criminal Justice Act* are included here. Data on the proportions of male and female youth charged versus not charged with administration of justice offences is derived from the microdata file of the Uniform Crime Reporting Survey. The remaining data on youth presented in this section is derived from the aggregate data file of that survey.
10. For the Integrated Criminal Court Survey, the following *Criminal Code* sections are included in the category Failure to comply with order: 145.(3-5.1ab), 145.(6), 145.(8), 145.(9abc), 145.(10), 145.(11), 161(1-4ab), 811(ab).
11. Counts represent individual charges of offences against the administration of justice, even where multiple charges of the same offence type were included in a single case.
12. Comparisons between police- and court-reported data should be made with caution, due to differences in how administration of justice offences are reported to Statistics Canada. See Survey description section.
13. Provincial-level data should be used with caution, due to reporting differences among jurisdictions. See Survey description section.
14. A case that has more than one charge is represented by the charge with the "most serious offence" (MSO). The most serious offence is selected using the following rules. First, court decisions are considered and the charge with the "most serious decision" (MSD) is selected. Court decisions for each charge in a case are ranked from most to least serious as follows: (1) guilty, (2) guilty of a lesser offence, (3) acquitted, (4) stay of proceeding, (5) withdrawn, dismissed or discharged, (6) not criminally responsible, (7) other, and (8) transfer of court jurisdiction. Second, in cases where two or more charges result in the same MSD (for example, guilty), *Criminal Code* sanctions are considered. The charge with the most serious offence type is selected according to an offence seriousness scale, based on actual sentences handed down by courts in Canada. (The offence seriousness scale is calculated using data from both the adult and youth components of the Integrated Criminal Court Survey from 2002/2003 to 2006/2007). Each offence type is ranked by looking at (1) the proportion of guilty charges where custody was imposed and (2) the average (mean) length of custody for the specific type of offence. These values are multiplied together to arrive at the final seriousness ranking for each type of offence. If, after looking at the offence seriousness scale, two or more charges remain tied then information about the sentence type and duration of the sentence are considered (for example, custody and length of custody, then probation and length of probation, etcetera).
15. Criminal courts in Manitoba do not report the sex of persons accused in criminal cases. Therefore, the percentages and ratios presented here exclude data from Manitoba. Cases in which companies are named as the accused are also excluded.

## Detailed data tables

**Table 1**  
**Rate of police-reported offences against the administration of justice, Canada, 2004 to 2014**

	2004	2005	2006	2007	2008	2009	2010	2011	2012	2013	2014	Percent change in rate 2004 to 2014
	rate per 100,000 population											percent
<b>Total incidents<sup>1</sup></b>	<b>7,600</b>	<b>7,325</b>	<b>7,245</b>	<b>6,908</b>	<b>6,631</b>	<b>6,461</b>	<b>6,159</b>	<b>5,779</b>	<b>5,632</b>	<b>5,195</b>	<b>5,046</b>	<b>-33.6</b>
<b>Offences against the administration of justice</b>	<b>519</b>	<b>491</b>	<b>512</b>	<b>501</b>	<b>517</b>	<b>511</b>	<b>524</b>	<b>519</b>	<b>526</b>	<b>505</b>	<b>484</b>	<b>-6.7</b>
Failure to comply with conditions	254	243	262	273	291	292	298	301	302	288	274	7.8
Escape custody	4	5	5	4	3	3	3	3	3	3	2	-44.2
Prisoner unlawfully at large	9	9	9	9	9	6	8	9	11	11	11	28.3
Failure to attend court	80	72	72	66	67	62	67	63	64	62	68	-14.3
Breach of probation	149	137	139	124	123	123	123	119	125	120	108	-27.6
Other offences against the administration of law and justice (Part IV C.C.)	23	24	25	24	24	24	24	23	22	21	20	-12.8

1. *Criminal Code* offences, excluding traffic offences.

**Note:** Offences against the administration of justice include: Failure to comply with conditions, escape custody, prisoner unlawfully at large, failure to attend court, breach of probation, and other offences against the administration of law and justice (Part IV C.C.). Rates for offences reported by police as *Youth Criminal Justice Act* violations are not included. Rates are calculated per 100,000 population using revised July 1st population estimates from Statistics Canada, Demography Division.

**Source:** Statistics Canada, Canadian Centre for Justice Statistics, incident-based Uniform Crime Reporting Survey.

**Table 2**  
**Police-reported offences against the administration of justice, Canada, provinces and territories,**  
**2004 and 2014**

Province/territory and violation	2004			2014			Percent change	
	number	percent	rate	number	percent	rate	number	rate
<b>Canada</b>								
<b>Total incidents<sup>1</sup></b>	<b>2,427,370</b>	<b>100.0</b>	<b>7,599.6</b>	<b>1,793,534</b>	<b>100.0</b>	<b>5,046.5</b>	<b>-26.1</b>	<b>-33.6</b>
<b>Offences against the administration of justice</b>	<b>165,633</b>	<b>6.8</b>	<b>518.6</b>	<b>171,897</b>	<b>9.6</b>	<b>483.7</b>	<b>3.8</b>	<b>-6.7</b>
Failure to comply with conditions	81,192	3.3	254.2	97,410	5.4	274.1	20.0	7.8
Breach of probation	47,476	2.0	148.6	38,232	2.1	107.6	-19.5	-27.6
Failure to attend court	25,472	1.0	79.8	24,293	1.4	68.4	-4.6	-14.3
Other offences against the administration of law and justice (Part IV C.C.)	7,235	0.3	22.7	7,014	0.4	19.7	-3.1	-12.8
Prisoner unlawfully at large	2,851	0.1	8.9	4,072	0.2	11.5	42.8	28.3
Escape custody	1,407	0.1	4.4	876	0.0	2.5	-37.7	-44.2
Youth Criminal Justice Act <sup>2</sup>	18,037	0.7	56.5	7,969	0.4	22.4	-55.8	-60.3
<b>Newfoundland and Labrador</b>								
<b>Total incidents<sup>1</sup></b>	<b>32,891</b>	<b>100.0</b>	<b>6,356.4</b>	<b>29,531</b>	<b>100.0</b>	<b>5,603.9</b>	<b>-10.2</b>	<b>-11.8</b>
<b>Offences against the administration of justice</b>	<b>2,025</b>	<b>6.2</b>	<b>391.3</b>	<b>2,346</b>	<b>7.9</b>	<b>445.2</b>	<b>15.9</b>	<b>13.8</b>
Failure to comply with conditions	876	2.7	169.3	1,681	5.7	319.0	91.9	88.4
Breach of probation	792	2.4	153.1	380	1.3	72.1	-52.0	-52.9
Failure to attend court	85	0.3	16.4	101	0.3	19.2	18.8	16.7
Other offences against the administration of law and justice (Part IV C.C.)	211	0.6	40.8	132	0.4	25.1	-37.4	-38.6
Prisoner unlawfully at large	45	0.1	8.7	50	0.2	9.5	11.1	9.1
Escape custody	16	0.0	3.1	2	0.0	0.4	-87.5	-87.7
Youth Criminal Justice Act <sup>2</sup>	189	0.6	36.5	73	0.2	13.9	-61.4	-62.1
<b>Prince Edward Island</b>								
<b>Total incidents<sup>1</sup></b>	<b>11,318</b>	<b>100.0</b>	<b>8,220.9</b>	<b>6,862</b>	<b>100.0</b>	<b>4,690.9</b>	<b>-39.4</b>	<b>-42.9</b>
<b>Offences against the administration of justice</b>	<b>575</b>	<b>5.1</b>	<b>417.7</b>	<b>365</b>	<b>5.3</b>	<b>249.5</b>	<b>-36.5</b>	<b>-40.3</b>
Failure to comply with conditions	48	0.4	34.9	131	1.9	89.6	172.9	156.9
Breach of probation	397	3.5	288.4	111	1.6	75.9	-72.0	-73.7
Failure to attend court	9	0.1	6.5	6	0.1	4.1	-33.3	-37.3
Other offences against the administration of law and justice (Part IV C.C.)	61	0.5	44.3	27	0.4	18.5	-55.7	-58.3
Prisoner unlawfully at large	57	0.5	41.4	88	1.3	60.2	54.4	45.3
Escape custody	3	0.0	2.2	2	0.0	1.4	-33.3	-37.2
Youth Criminal Justice Act <sup>2</sup>	24	0.2	17.4	23	0.3	15.7	-4.2	-9.8
<b>Nova Scotia</b>								
<b>Total incidents<sup>1</sup></b>	<b>81,774</b>	<b>100.0</b>	<b>8,705.1</b>	<b>51,391</b>	<b>100.0</b>	<b>5,451.7</b>	<b>-37.2</b>	<b>-37.4</b>
<b>Offences against the administration of justice</b>	<b>5,261</b>	<b>6.4</b>	<b>560.1</b>	<b>4,819</b>	<b>9.4</b>	<b>511.2</b>	<b>-8.4</b>	<b>-8.7</b>
Failure to comply with conditions	2,112	2.6	224.8	2,713	5.3	287.8	28.5	28.0
Breach of probation	2,321	2.8	247.1	937	1.8	99.4	-59.6	-59.8
Failure to attend court	251	0.3	26.7	704	1.4	74.7	180.5	179.5
Other offences against the administration of law and justice (Part IV C.C.)	379	0.5	40.4	201	0.4	21.3	-47.0	-47.2
Prisoner unlawfully at large	164	0.2	17.5	138	0.3	14.6	-15.9	-16.2
Escape custody <sup>3</sup>	34	0.0	3.6	126	0.2	13.4	270.6	269.3
Youth Criminal Justice Act <sup>2</sup>	424	0.5	45.1	129	0.3	13.7	-69.6	-69.7
<b>New Brunswick</b>								
<b>Total incidents<sup>1</sup></b>	<b>54,449</b>	<b>100.0</b>	<b>7,266.0</b>	<b>33,832</b>	<b>100.0</b>	<b>4,487.5</b>	<b>-37.9</b>	<b>-38.2</b>
<b>Offences against the administration of justice</b>	<b>3,407</b>	<b>6.3</b>	<b>454.7</b>	<b>2,585</b>	<b>7.6</b>	<b>342.9</b>	<b>-24.1</b>	<b>-24.6</b>
Failure to comply with conditions	766	1.4	102.2	1,175	3.5	155.9	53.4	52.5
Breach of probation	2,004	3.7	267.4	896	2.6	118.9	-55.3	-55.6
Failure to attend court	237	0.4	31.6	347	1.0	46.0	46.4	45.5
Other offences against the administration of law and justice (Part IV C.C.)	283	0.5	37.8	105	0.3	13.9	-62.9	-63.1
Prisoner unlawfully at large	71	0.1	9.5	47	0.1	6.2	-33.8	-34.2
Escape custody	46	0.1	6.1	15	0.0	2.0	-67.4	-67.6
Youth Criminal Justice Act <sup>2</sup>	366	0.7	48.8	144	0.4	19.1	-60.7	-60.9

See notes at the end of the table.

**Table 2 — continued**  
**Police-reported offences against the administration of justice, Canada, provinces and territories,**  
**2004 and 2014**

Province/territory and violation	2004			2014			Percent change	
	number	percent	rate	number	percent	rate	number	rate
<b>Quebec</b>								
<b>Total incidents<sup>1</sup></b>	<b>406,594</b>	<b>100.0</b>	<b>5,395.4</b>	<b>286,828</b>	<b>100.0</b>	<b>3,491.7</b>	<b>-29.5</b>	<b>-35.3</b>
<b>Offences against the administration of justice</b>	<b>24,158</b>	<b>5.9</b>	<b>320.6</b>	<b>29,868</b>	<b>10.4</b>	<b>363.6</b>	<b>23.6</b>	<b>13.4</b>
Failure to comply with conditions	12,026	3.0	159.6	16,516	5.8	201.1	37.3	26.0
Breach of probation	10,140	2.5	134.6	10,410	3.6	126.7	2.7	-5.8
Failure to attend court	184	0.0	2.4	229	0.1	2.8	24.5	14.3
Other offences against the administration of law and justice (Part IV C.C.)	1,181	0.3	15.7	1,060	0.4	12.9	-10.2	-17.7
Prisoner unlawfully at large	322	0.1	4.3	1,342	0.5	16.3	316.8	282.7
Escape custody	305	0.1	4.1	311	0.1	3.8	2.0	-6.4
<i>Youth Criminal Justice Act<sup>2</sup></i>	1,229	0.3	16.3	1,217	0.4	14.8	-1.0	-9.2
<b>Ontario</b>								
<b>Total incidents<sup>1</sup></b>	<b>675,109</b>	<b>100.0</b>	<b>5,448.6</b>	<b>486,384</b>	<b>100.0</b>	<b>3,555.8</b>	<b>-28.0</b>	<b>-34.7</b>
<b>Offences against the administration of justice</b>	<b>51,083</b>	<b>7.6</b>	<b>412.3</b>	<b>46,361</b>	<b>9.5</b>	<b>338.9</b>	<b>-9.2</b>	<b>-17.8</b>
Failure to comply with conditions	24,219	3.6	195.5	23,165	4.8	169.4	-4.4	-13.4
Breach of probation	11,104	1.6	89.6	10,506	2.2	76.8	-5.4	-14.3
Failure to attend court	13,022	1.9	105.1	9,637	2.0	70.5	-26.0	-33.0
Other offences against the administration of law and justice (Part IV C.C.)	1,897	0.3	15.3	1,653	0.3	12.1	-12.9	-21.1
Prisoner unlawfully at large	461	0.1	3.7	1,241	0.3	9.1	169.2	143.8
Escape custody	380	0.1	3.1	159	0.0	1.2	-58.2	-62.2
<i>Youth Criminal Justice Act<sup>2</sup></i>	6,772	1.0	54.7	1,784	0.4	13.0	-73.7	-76.1
<b>Manitoba</b>								
<b>Total incidents<sup>1</sup></b>	<b>149,386</b>	<b>100.0</b>	<b>12,729.2</b>	<b>98,899</b>	<b>100.0</b>	<b>7,714.2</b>	<b>-33.8</b>	<b>-39.4</b>
<b>Offences against the administration of justice</b>	<b>13,003</b>	<b>8.7</b>	<b>1,108.0</b>	<b>10,380</b>	<b>10.5</b>	<b>809.7</b>	<b>-20.2</b>	<b>-26.9</b>
Failure to comply with conditions	8,399	5.6	715.7	6,587	6.7	513.8	-21.6	-28.2
Breach of probation	2,565	1.7	218.6	2,683	2.7	209.3	4.6	-4.2
Failure to attend court	1,198	0.8	102.1	156	0.2	12.2	-87.0	-88.1
Other offences against the administration of law and justice (Part IV C.C.)	626	0.4	53.3	864	0.9	67.4	38.0	26.3
Prisoner unlawfully at large	142	0.1	12.1	76	0.1	5.9	-46.5	-51.0
Escape custody	73	0.0	6.2	14	0.0	1.1	-80.8	-82.5
<i>Youth Criminal Justice Act<sup>2</sup></i>	2,512	1.7	214.1	865	0.9	67.5	-65.6	-68.5
<b>Saskatchewan</b>								
<b>Total incidents<sup>1</sup></b>	<b>149,328</b>	<b>100.0</b>	<b>14,971.0</b>	<b>118,222</b>	<b>100.0</b>	<b>10,504.8</b>	<b>-20.8</b>	<b>-29.8</b>
<b>Offences against the administration of justice</b>	<b>18,551</b>	<b>12.4</b>	<b>1,859.9</b>	<b>22,965</b>	<b>19.4</b>	<b>2,040.6</b>	<b>23.8</b>	<b>9.7</b>
Failure to comply with conditions	8,792	5.9	881.5	11,852	10.0	1,053.1	34.8	19.5
Breach of probation	4,006	2.7	401.6	4,117	3.5	365.8	2.8	-8.9
Failure to attend court	4,520	3.0	453.2	6,322	5.3	561.8	39.9	24.0
Other offences against the administration of law and justice (Part IV C.C.)	476	0.3	47.7	334	0.3	29.7	-29.8	-37.8
Prisoner unlawfully at large	535	0.4	53.6	252	0.2	22.4	-52.9	-58.3
Escape custody	222	0.1	22.3	88	0.1	7.8	-60.4	-64.9
<i>Youth Criminal Justice Act<sup>2</sup></i>	2,708	1.8	271.5	1,785	1.5	158.6	-34.1	-41.6
<b>Alberta</b>								
<b>Total incidents<sup>1</sup></b>	<b>323,309</b>	<b>100.0</b>	<b>9,980.3</b>	<b>290,581</b>	<b>100.0</b>	<b>7,050.0</b>	<b>-10.1</b>	<b>-29.4</b>
<b>Offences against the administration of justice</b>	<b>26,508</b>	<b>8.2</b>	<b>818.3</b>	<b>33,102</b>	<b>11.4</b>	<b>803.1</b>	<b>24.9</b>	<b>-1.9</b>
Failure to comply with conditions	16,345	5.1	504.6	23,366	8.0	566.9	43.0	12.4
Breach of probation	4,224	1.3	130.4	2,336	0.8	56.7	-44.7	-56.5
Failure to attend court	4,252	1.3	131.3	5,233	1.8	127.0	23.1	-3.3
Other offences against the administration of law and justice (Part IV C.C.)	718	0.2	22.2	1,437	0.5	34.9	100.1	57.3
Prisoner unlawfully at large	848	0.3	26.2	679	0.2	16.5	-19.9	-37.1
Escape custody	121	0.0	3.7	51	0.0	1.2	-57.9	-66.8
<i>Youth Criminal Justice Act<sup>2</sup></i>	1,590	0.5	49.1	834	0.3	20.2	-47.5	-58.8

See notes at the end of the table.

**Table 2 — continued**  
**Police-reported offences against the administration of justice, Canada, provinces and territories,**  
**2004 and 2014**

Province/territory and violation	2004			2014			Percent change	
	number	percent	rate	number	percent	rate	number	rate
<b>British Columbia</b>								
<b>Total incidents<sup>1</sup></b>	<b>506,822</b>	<b>100.0</b>	<b>12,197.4</b>	<b>351,912</b>	<b>100.0</b>	<b>7,598.6</b>	<b>-30.6</b>	<b>-37.7</b>
<b>Offences against the administration of justice</b>	<b>19,053</b>	<b>3.8</b>	<b>458.5</b>	<b>16,574</b>	<b>4.7</b>	<b>357.9</b>	<b>-13.0</b>	<b>-22.0</b>
Failure to comply with conditions	6,644	1.3	159.9	8,759	2.5	189.1	31.8	18.3
Breach of probation	9,140	1.8	220.0	5,069	1.4	109.5	-44.5	-50.2
Failure to attend court	1,632	0.3	39.3	1,494	0.4	32.3	-8.5	-17.9
Other offences against the administration of law and justice (Part IV C.C.)	1,278	0.3	30.8	1,027	0.3	22.2	-19.6	-27.9
Prisoner unlawfully at large	175	0.0	4.2	126	0.0	2.7	-28.0	-35.4
Escape custody	184	0.0	4.4	99	0.0	2.1	-46.2	-51.7
<i>Youth Criminal Justice Act<sup>2</sup></i>	2,046	0.4	49.2	992	0.3	21.4	-51.5	-56.5
<b>Yukon</b>								
<b>Total incidents<sup>1</sup></b>	<b>7,318</b>	<b>100.0</b>	<b>23,251.7</b>	<b>8,733</b>	<b>100.0</b>	<b>23,919.5</b>	<b>19.3</b>	<b>2.9</b>
<b>Offences against the administration of justice</b>	<b>418</b>	<b>5.7</b>	<b>1,328.1</b>	<b>840</b>	<b>9.6</b>	<b>2,300.7</b>	<b>101.0</b>	<b>73.2</b>
Failure to comply with conditions	190	2.6	603.7	523	6.0	1,432.5	175.3	137.3
Breach of probation	167	2.3	530.6	231	2.6	632.7	38.3	19.2
Failure to attend court	17	0.2	54.0	41	0.5	112.3	141.2	107.9
Other offences against the administration of law and justice (Part IV C.C.)	27	0.4	85.8	26	0.3	71.2	-3.7	-17.0
Prisoner unlawfully at large	8	0.1	25.4	16	0.2	43.8	100.0	72.4
Escape custody	9	0.1	28.6	3	0.0	8.2	-66.7	-71.3
<i>Youth Criminal Justice Act<sup>2</sup></i>	26	0.4	82.6	83	1.0	227.3	219.2	175.2
<b>Northwest Territories</b>								
<b>Total incidents<sup>1</sup></b>	<b>18,108</b>	<b>100.0</b>	<b>41,818.9</b>	<b>19,158</b>	<b>100.0</b>	<b>43,917.2</b>	<b>5.8</b>	<b>5.0</b>
<b>Offences against the administration of justice</b>	<b>957</b>	<b>5.3</b>	<b>2,210.1</b>	<b>1,068</b>	<b>5.6</b>	<b>2,448.3</b>	<b>11.6</b>	<b>10.8</b>
Failure to comply with conditions	466	2.6	1,076.2	567	3.0	1,299.8	21.7	20.8
Breach of probation	368	2.0	849.9	382	2.0	875.7	3.8	3.0
Failure to attend court	41	0.2	94.7	18	0.1	41.3	-56.1	-56.4
Other offences against the administration of law and justice (Part IV C.C.)	59	0.3	136.3	84	0.4	192.6	42.4	41.3
Prisoner unlawfully at large	18	0.1	41.6	14	0.1	32.1	-22.2	-22.8
Escape custody	5	0.0	11.6	3	0.0	6.9	-40.0	-40.4
<i>Youth Criminal Justice Act<sup>2</sup></i>	135	0.7	311.8	32	0.2	73.4	-76.3	-76.5
<b>Nunavut</b>								
<b>Total incidents<sup>1</sup></b>	<b>10,964</b>	<b>100.0</b>	<b>36,725.4</b>	<b>11,201</b>	<b>100.0</b>	<b>30,616.4</b>	<b>2.2</b>	<b>-16.6</b>
<b>Offences against the administration of justice</b>	<b>634</b>	<b>5.8</b>	<b>2,123.7</b>	<b>624</b>	<b>5.6</b>	<b>1,705.6</b>	<b>-1.6</b>	<b>-19.7</b>
Failure to comply with conditions	309	2.8	1,035.0	375	3.3	1,025.0	21.4	-1.0
Breach of probation	248	2.3	830.7	174	1.6	475.6	-29.8	-42.7
Failure to attend court	24	0.2	80.4	5	0.0	13.7	-79.2	-83.0
Other offences against the administration of law and justice (Part IV C.C.)	39	0.4	130.6	64	0.6	174.9	64.1	33.9
Prisoner unlawfully at large	5	0.0	16.8	3	0.0	8.2	-40.0	-51.0
Escape custody	9	0.1	30.2	3	0.0	8.2	-66.7	-72.8
<i>Youth Criminal Justice Act<sup>2</sup></i>	16	0.1	53.6	8	0.1	21.9	-50.0	-59.2

1. *Criminal Code* offences, excluding traffic offences.

2. Data represent incidents reported under this statute by police. The Uniform Crime Reporting Survey does not collect or report individual counts of specific offences under these statutes.

3. The increase in Escape custody is due to a change in police practices which resulted in an increase in persons being accused of this violation.

**Note:** Offences against the administration of justice include: Failure to comply with conditions, escape custody, prisoner unlawfully at large, failure to attend court, breach of probation, and other offences against the administration of law and justice (Part IV C.C.). Specific *Youth Criminal Justice Act* violations are not included as offences against the administration of justice. Rates are calculated per 100,000 population using revised July 1st population estimates from Statistics Canada, Demography Division.

**Source:** Statistics Canada, Canadian Centre for Justice Statistics, incident-based Uniform Crime Reporting Survey.



**Table 3**  
**Police-reported *Criminal Code* incidents involving at least one offence against the administration of justice, by most serious violation, Canada, 2014**

Most serious violation <sup>1</sup>	Incidents without an offence against the administration of justice	Incident includes a <i>Youth Criminal Justice Act</i> violation	Incident includes an offence against the administration of justice number	Incident includes an offence against the administration of justice and a <i>Youth Criminal Justice Act</i> violation	Total incidents	Percent of incidents that include offence against the administration of justice percent
<b>Total crimes against the person</b>	<b>300,558</b>	<b>1,339</b>	<b>23,093</b>	<b>358</b>	<b>325,348</b>	<b>7.6</b>
Violations causing death	554	0	4	0	558	0.7
Attempting the commission of a capital crime	518	4	30	1	553	6.3
Sexual violations	23,036	40	630	8	23,714	2.9
Assaults	172,431	933	15,451	249	189,064	8.8
Violations resulting in the deprivation of freedom	2,932	11	404	1	3,348	12.4
Other violations involving violence or the threat of violence	101,087	351	6,574	99	108,111	6.5
<b>Offences against the administration of justice</b>	<b>0</b>	<b>0</b>	<b>168,679</b>	<b>1,816</b>	<b>170,495</b>	<b>100.0</b>
<b>Property crime</b>	<b>1,064,004</b>	<b>1,519</b>	<b>20,126</b>	<b>437</b>	<b>1,086,086</b>	<b>2.0</b>
<b>Other <i>Criminal Code</i></b>	<b>150,627</b>	<b>356</b>	<b>3,404</b>	<b>98</b>	<b>154,485</b>	<b>2.5</b>
<b>Total incidents</b>	<b>1,515,189</b>	<b>3,214</b>	<b>215,302</b>	<b>2,709</b>	<b>1,736,414</b>	<b>12.7</b>

1. Counts presented on this table represent the number of *Criminal Code* (excluding traffic) incidents that exclude or include offences against the administration of justice as a first, second, third or fourth violation on the incident record. Data are drawn from the Uniform Crime Reporting (UCR) Survey microdata file, which excludes incidents where the accused and/or victim record for the incident (if applicable) was not available. For this reason, totals may not match other tables in this report, where data are drawn from the UCR aggregate file.

**Note:** Offences against the administration of justice include: Failure to comply with conditions, escape custody, prisoner unlawfully at large, failure to attend court, breach of probation, and other offences against the administration of law and justice (Part IV C.C.). Specific *Youth Criminal Justice Act* violations are not included as offences against the administration of justice.

**Source:** Statistics Canada, Canadian Centre for Justice Statistics, Uniform Crime Reporting Microdata Survey.

**Table 4**  
**Police-reported incidents by presence of offences against the administration of justice, by incident clearance status, Canada, 2014**

Type of incident	Cleared by charge	Cleared otherwise	Total cleared	Cleared by charge
	number			percent
No administration of justice violation in the incident	247,282	252,464	499,746	49.5
Includes <i>Youth Criminal Justice Act</i> violations <sup>1</sup>	7,970	791	8,761	91.0
Incident includes an offence against the administration of justice	187,993	17,704	205,697	91.4
Incident includes an offence against the administration of justice and a <i>Youth Criminal Justice Act</i> violation	2,849	42	2,891	98.5
<b>Total<sup>2</sup></b>	<b>446,094</b>	<b>271,001</b>	<b>717,095</b>	<b>62.2</b>

1. Data represent incidents reported under this statute by police. The Uniform Crime Reporting Survey does not collect or report individual counts of specific offences under these statutes.

2. Counts presented on this table represent the number of *Criminal Code* (excluding traffic) incidents that exclude or include offences against the administration of justice as a first, second, third or fourth violation on the incident record. Data are drawn from the Uniform Crime Reporting (UCR) Survey microdata file, which excludes incidents where the accused and/or victim record for the incident (if applicable) was not available. For this reason, totals may not match other tables in this report, where data are drawn from the UCR aggregate file.

**Note:** Includes incidents that were either cleared by charged or cleared otherwise. Excludes offences that have not been cleared. Offences against the administration of justice include: Failure to comply with conditions, escape custody, prisoner unlawfully at large, failure to attend court, breach of probation, and other offences against the administration of law and justice (Part IV C.C.). Specific *Youth Criminal Justice Act* violations are not included as offences against the administration of justice.

**Source:** Statistics Canada, Canadian Centre for Justice Statistics, Uniform Crime Reporting Microdata Survey.

**Table 5**  
**Police-reported administration of justice charges laid or recommended, Canada, 2014**

	2004			2014			Percent change in rate 2004 to 2014		
	Males	Females	Total	Males	Females	Total	Males	Females	Total
	rate			rate			percent		
<b>Total charges<sup>1</sup></b>	<b>2,913</b>	<b>669</b>	<b>1,775</b>	<b>2,252</b>	<b>619</b>	<b>1,425</b>	<b>-22.7</b>	<b>-7.5</b>	<b>-19.7</b>
<b>Offences against the administration of justice</b>	<b>654</b>	<b>151</b>	<b>399</b>	<b>683</b>	<b>182</b>	<b>429</b>	<b>4.5</b>	<b>20.7</b>	<b>7.7</b>
Failure to comply with conditions	379	85	230	391	103	245	3.1	21.4	6.6
Escape custody	8	1	4	3	0	2	-61.7	-57.5	-61.2
Prisoner unlawfully at large	14	2	8	15	2	8	11.2	-11.1	8.6
Failure to attend court	103	31	67	103	39	70	-0.8	26.3	5.6
Breach of probation	134	27	80	155	32	93	15.8	19.4	16.5
Other offences against the administration of law and justice (Part IV C.C.)	15	5	10	16	6	11	4.5	8.8	5.7

1. Excludes traffic offences.

**Note:** Offences against the administration of justice include: Failure to comply with conditions, escape custody, prisoner unlawfully at large, failure to attend court, breach of probation, and other offences against the administration of law and justice (Part IV C.C.). Rates for offences reported by police as *Youth Criminal Justice Act* violations are not included. Rates are calculated per 100,000 population using revised July 1st population estimates from Statistics Canada, Demography Division.

**Source:** Statistics Canada, Canadian Centre for Justice Statistics, Uniform Crime Reporting Survey.

**Table 6**  
**Police-reported administration of justice charges laid or recommended against youth, Canada, 2014**

	Males charged		Females charged		Total charged		Total not charged	
	number	rate	number	rate	number	rate	number	rate
<b>Total charges<sup>1</sup></b>	<b>31,781</b>	<b>2,637</b>	<b>10,414</b>	<b>915</b>	<b>42,195</b>	<b>1,800</b>	<b>51,950</b>	<b>2,216</b>
<b>Offences against the administration of justice</b>	<b>7,126</b>	<b>591</b>	<b>2,915</b>	<b>256</b>	<b>10,041</b>	<b>428</b>	<b>1,780</b>	<b>76</b>
Failure to comply with conditions	4,880	405	2,074	182	6,954	297	942	40
Escape custody	126	10	13	1	139	6	9	0
Prisoner unlawfully at large	93	8	12	1	105	4	9	0
Failure to attend court	894	74	446	39	1,340	57	51	2
Breach of probation <sup>2</sup>	1,013	84	292	26	1,305	56	459	20
Other offences against the administration of law and justice (Part IV C.C.)	120	10	78	7	198	8	310	13
<i>Youth Criminal Justice Act</i> <sup>3</sup>	2,709	225	1,084	95	3,793	162	592	25

1. Excludes traffic offences.

2. Instances of charges of breach of probation against youth are generally reported to the Uniform Crime Reporting Survey under the *Youth Criminal Justice Act* (see footnote 3). Breach of probation data reported here may represent data that have been misreported by police services.

3. Data represent incidents reported under this statute by police. The Uniform Crime Reporting Survey does not collect or report individual counts of specific offences under these statutes.

**Note:** Data on youth charged and youth not charged may include a small number of people under the age of 12. Offences against the administration of justice include: Failure to comply with conditions, escape custody, prisoner unlawfully at large, failure to attend court, breach of probation, and other offences against the administration of law and justice (Part IV C.C.). Offences reported by police as *Youth Criminal Justice Act* violations are not included as part of administration of justice offence counts or rates. Rates are calculated per 100,000 population using revised July 1st population estimates from Statistics Canada, Demography Division.

**Source:** Statistics Canada, Canadian Centre for Justice Statistics, Uniform Crime Reporting Survey.

**Table 7**  
**Completed adult criminal court cases, including and excluding offences against the administration of justice, Canada, provinces and territories, 2005/2006 to 2013/2014**

	2005/ 2006	2006/ 2007	2007/ 2008	2008/ 2009	2009/ 2010	2010/ 2011	2011/ 2012	2012/ 2013	2013/ 2014
<b>Province and territory<sup>1</sup></b>	number of completed cases <sup>2</sup>								
<b>Newfoundland and Labrador</b>									
Include offences against the administration of justice	1,635	1,543	1,755	1,733	1,818	1,901	1,891	1,824	1,821
Exclude offences against the administration of justice	3,430	3,265	3,474	3,665	3,949	3,881	4,067	3,615	3,329
<b>Total</b>	<b>5,065</b>	<b>4,808</b>	<b>5,229</b>	<b>5,398</b>	<b>5,767</b>	<b>5,782</b>	<b>5,958</b>	<b>5,439</b>	<b>5,150</b>
<b>Prince Edward Island</b>									
Include offences against the administration of justice	294	328	336	349	369	400	368	443	427
Exclude offences against the administration of justice	977	1,096	1,088	979	1,078	1,134	1,034	989	885
<b>Total</b>	<b>1,271</b>	<b>1,424</b>	<b>1,424</b>	<b>1,328</b>	<b>1,447</b>	<b>1,534</b>	<b>1,402</b>	<b>1,432</b>	<b>1,312</b>
<b>Nova Scotia</b>									
Include offences against the administration of justice	3,449	3,733	4,487	4,710	4,889	4,603	4,618	4,330	4,116
Exclude offences against the administration of justice	8,368	8,012	8,106	8,248	8,635	8,664	7,791	7,578	7,369
<b>Total</b>	<b>11,817</b>	<b>11,745</b>	<b>12,593</b>	<b>12,958</b>	<b>13,524</b>	<b>13,267</b>	<b>12,409</b>	<b>11,908</b>	<b>11,485</b>
<b>New Brunswick</b>									
Include offences against the administration of justice	2,176	2,358	2,447	2,542	2,797	2,753	2,794	2,812	2,718
Exclude offences against the administration of justice	5,379	5,299	5,294	5,647	5,914	5,701	5,427	4,972	4,623
<b>Total</b>	<b>7,555</b>	<b>7,657</b>	<b>7,741</b>	<b>8,189</b>	<b>8,711</b>	<b>8,454</b>	<b>8,221</b>	<b>7,784</b>	<b>7,341</b>
<b>Quebec<sup>3</sup></b>									
Include offences against the administration of justice	17,856	18,750	19,278	20,402	21,440	21,527	22,565	24,108	20,195
Exclude offences against the administration of justice	49,835	49,322	47,545	48,861	49,020	46,232	46,945	49,943	42,649
<b>Total</b>	<b>67,691</b>	<b>68,072</b>	<b>66,823</b>	<b>69,263</b>	<b>70,460</b>	<b>67,759</b>	<b>69,510</b>	<b>74,051</b>	<b>62,844</b>
<b>Ontario</b>									
Include offences against the administration of justice	52,208	54,406	55,242	55,387	54,997	56,092	52,062	50,000	47,847
Exclude offences against the administration of justice	95,599	94,974	96,324	96,426	101,781	105,263	99,347	94,399	86,043
<b>Total</b>	<b>147,807</b>	<b>149,380</b>	<b>151,566</b>	<b>151,813</b>	<b>156,778</b>	<b>161,355</b>	<b>151,409</b>	<b>144,399</b>	<b>133,890</b>
<b>Manitoba</b>									
Include offences against the administration of justice	8,223	7,670	8,312	9,045	9,570	10,033	9,914	10,921	10,692
Exclude offences against the administration of justice	9,628	8,894	8,265	8,527	9,025	9,075	8,756	8,175	8,366
<b>Total</b>	<b>17,851</b>	<b>16,564</b>	<b>16,577</b>	<b>17,572</b>	<b>18,595</b>	<b>19,108</b>	<b>18,670</b>	<b>19,096</b>	<b>19,058</b>
<b>Saskatchewan</b>									
Include offences against the administration of justice	9,959	8,366	10,757	10,910	11,291	12,550	11,423	11,756	11,550
Exclude offences against the administration of justice	11,451	9,288	11,370	11,695	12,207	12,608	11,957	12,025	11,503
<b>Total</b>	<b>21,410</b>	<b>17,654</b>	<b>22,127</b>	<b>22,605</b>	<b>23,498</b>	<b>25,158</b>	<b>23,380</b>	<b>23,781</b>	<b>23,053</b>
<b>Alberta</b>									
Include offences against the administration of justice	22,012	23,240	25,081	24,161	24,411	24,017	24,300	23,826	24,000
Exclude offences against the administration of justice	31,709	31,418	31,867	33,716	35,444	33,813	31,987	31,997	32,346
<b>Total</b>	<b>53,721</b>	<b>54,658</b>	<b>56,948</b>	<b>57,877</b>	<b>59,855</b>	<b>57,830</b>	<b>56,287</b>	<b>55,823</b>	<b>56,346</b>
<b>British Columbia</b>									
Include offences against the administration of justice	13,010	14,370	15,725	15,493	15,354	14,991	15,524	14,600	14,413
Exclude offences against the administration of justice	31,237	30,536	32,096	31,507	31,290	29,573	26,512	24,824	21,437
<b>Total</b>	<b>44,247</b>	<b>44,906</b>	<b>47,821</b>	<b>47,000</b>	<b>46,644</b>	<b>44,564</b>	<b>42,036</b>	<b>39,424</b>	<b>35,850</b>

See notes at the end of the table.

**Table 7 — continued**  
**Completed adult criminal court cases, including and excluding offences against the administration of justice, Canada, provinces and territories, 2005/2006 to 2013/2014**

Province and territory <sup>1</sup>	2005/ 2006	2006/ 2007	2007/ 2008	2008/ 2009	2009/ 2010	2010/ 2011	2011/ 2012	2012/ 2013	2013/ 2014
	number of completed cases <sup>2</sup>								
<b>Yukon</b>									
Include offences against the administration of justice	417	411	459	456	575	502	461	494	525
Exclude offences against the administration of justice	478	491	537	501	553	591	528	437	460
<b>Total</b>	<b>895</b>	<b>902</b>	<b>996</b>	<b>957</b>	<b>1,128</b>	<b>1,093</b>	<b>989</b>	<b>931</b>	<b>985</b>
<b>Northwest Territories</b>									
Include offences against the administration of justice	594	509	675	906	942	1,022	933	763	654
Exclude offences against the administration of justice	858	729	851	883	1,078	1,069	963	815	811
<b>Total</b>	<b>1,452</b>	<b>1,238</b>	<b>1,526</b>	<b>1,789</b>	<b>2,020</b>	<b>2,091</b>	<b>1,896</b>	<b>1,578</b>	<b>1,465</b>
<b>Nunavut</b>									
Include offences against the administration of justice	594	617	770	896	747	910	914	930	818
Exclude offences against the administration of justice	946	912	1,052	1,052	877	1,052	1,035	1,038	1,043
<b>Total</b>	<b>1,540</b>	<b>1,529</b>	<b>1,822</b>	<b>1,948</b>	<b>1,624</b>	<b>1,962</b>	<b>1,949</b>	<b>1,968</b>	<b>1,861</b>
<b>Canada</b>									
Include offences against the administration of justice	132,427	136,301	145,324	146,990	149,200	151,301	147,767	146,807	139,776
Exclude offences against the administration of justice	249,895	244,236	247,869	251,707	260,851	258,656	246,349	240,807	220,864
<b>Total</b>	<b>382,322</b>	<b>380,537</b>	<b>393,193</b>	<b>398,697</b>	<b>410,051</b>	<b>409,957</b>	<b>394,116</b>	<b>387,614</b>	<b>360,640</b>

1. There are many factors that influence variations between jurisdictions. These may include Crown and police charging practices, offence distributions, and various forms of diversion programs. Therefore, comparisons between jurisdictions should be interpreted with caution.

2. A case is one or more charges against an accused person or company, which were processed by the courts at the same time (date of offence, date of initiation, date of first appearance, date of decision, or date of sentencing), and received a final decision. The case definition changed for the 2006/2007 release of data. Consequently, comparisons should not be made with data tables and reports released before that time. Cases are counted according to the fiscal year in which they are completed.

3. The information from Quebec's provincial courts is reported using the Adult Criminal Court Survey National Data Requirements (NDR), rather than the Integrated Criminal Court Survey (ICCS) NDR. The data are converted to the ICCS format, to the extent possible, during data processing activities. This reporting limitation results in a lack of data on conditional sentences, *Controlled Drugs and Substances Act (CDSA)* offences and has an impact on measures of case elapsed time. Furthermore, some drug offences have been coded to the 'other federal statutes' category. This inflates the other federal statutes group and undercounts drug offences.

**Note:** As of 2005/2006, all provincial and territorial courts in 10 provinces and 3 territories reported to the Integrated Criminal Court Survey. Information from superior courts in Prince Edward Island, Quebec, Ontario, Manitoba and Saskatchewan as well as municipal courts in Quebec were unavailable.

**Source:** Statistics Canada, Canadian Centre for Justice Statistics, Integrated Criminal Court Survey.

**Table 8**  
**Completed adult criminal court cases, including at least one offence against the administration of justice, by type of charge, Canada, 2005/2006 to 2013/2014**

Type of charge <sup>1</sup>	2005/2006	2006/2007	2007/2008	2008/2009	2009/2010	2010/2011	2011/2012	2012/2013	2013/2014
	number of completed cases								
Failure to appear	24,519	24,469	26,173	24,543	23,008	22,761	20,536	20,071	19,753
Breach of probation	91,121	94,198	96,835	101,365	108,032	111,110	112,366	114,915	109,822
Prisoner unlawfully at large	7,478	7,707	8,027	7,636	7,575	8,340	9,509	10,048	10,500
Failure to comply with order	131,363	136,842	155,548	164,331	168,581	173,739	173,177	172,962	164,612
Other offences against the administration of justice <sup>2</sup>	24,214	24,844	26,730	27,174	27,538	27,517	26,786	25,796	23,837
<b>Total</b>	<b>278,695</b>	<b>288,060</b>	<b>313,313</b>	<b>325,049</b>	<b>334,734</b>	<b>343,467</b>	<b>342,374</b>	<b>343,792</b>	<b>328,524</b>

1. Counts represent individual charges of offences against the administration of justice, even where multiple charges of the same offence type were included in a single case.

2. Other offences against the administration of justice (part IV of the *Criminal Code*) include, for example: bribery of judicial officers, breach of trust by a public officer, and personating a peace officer.

**Note:** As of 2005/2006, all provincial and territorial courts in 10 provinces and 3 territories reported to the Integrated Criminal Court Survey (ICCS). Information from superior courts in Prince Edward Island, Quebec, Ontario, Manitoba and Saskatchewan as well as municipal courts in Quebec were unavailable.

**Source:** Statistics Canada, Canadian Centre for Justice Statistics, Integrated Criminal Court Survey.

**Table 9**  
**Completed adult criminal court cases, by most serious offence, Canada, 2005/2006 to 2013/2014**

Most serious offence <sup>1</sup>	2005/ 2006	2006/ 2007	2007/ 2008	2008/ 2009	2009/ 2010	2010/ 2011	2011/ 2012	2012/ 2013	2013/ 2014
	number of completed cases								
<b>Violent offences</b>									
Include offences against the administration of justice	16,459	16,599	17,540	18,056	18,371	18,450	18,306	18,001	16,681
Exclude offences against the administration of justice	77,520	75,737	76,523	77,058	78,317	76,270	74,919	73,032	68,181
<b>Total</b>	<b>93,979</b>	<b>92,336</b>	<b>94,063</b>	<b>95,114</b>	<b>96,688</b>	<b>94,720</b>	<b>93,225</b>	<b>91,033</b>	<b>84,862</b>
<b>Property offences</b>									
Include offences against the administration of justice	28,976	29,128	29,564	28,507	29,269	29,685	27,207	26,393	25,647
Exclude offences against the administration of justice	67,653	65,140	65,006	64,549	68,911	68,229	64,173	62,271	56,540
<b>Total</b>	<b>96,629</b>	<b>94,268</b>	<b>94,570</b>	<b>93,056</b>	<b>98,180</b>	<b>97,914</b>	<b>91,380</b>	<b>88,664</b>	<b>82,187</b>
<b>Offences against the administration of justice</b>									
Include offences against the administration of justice	72,645	75,542	82,106	83,499	84,684	85,947	85,607	85,554	82,116
Exclude offences against the administration of justice	...	...	...	...	...	...	...	...	...
<b>Total</b>	<b>72,645</b>	<b>75,542</b>	<b>82,106</b>	<b>83,499</b>	<b>84,684</b>	<b>85,947</b>	<b>85,607</b>	<b>85,554</b>	<b>82,116</b>
<b>Drug offences<sup>2</sup></b>									
Include offences against the administration of justice	3,180	3,606	3,938	4,309	3,934	3,811	3,753	3,461	3,290
Exclude offences against the administration of justice	21,462	22,002	23,645	24,378	24,632	25,562	25,922	24,419	21,735
<b>Total</b>	<b>24,642</b>	<b>25,608</b>	<b>27,583</b>	<b>28,687</b>	<b>28,566</b>	<b>29,373</b>	<b>29,675</b>	<b>27,880</b>	<b>25,025</b>
<b>Other Criminal Code offences<sup>3</sup></b>									
Include offences against the administration of justice	11,013	11,295	12,036	12,473	12,761	13,210	12,706	13,255	11,896
Exclude offences against the administration of justice	82,116	80,283	81,656	84,642	87,763	87,315	80,156	80,014	73,422
<b>Total</b>	<b>93,129</b>	<b>91,578</b>	<b>93,692</b>	<b>97,115</b>	<b>100,524</b>	<b>100,525</b>	<b>92,862</b>	<b>93,269</b>	<b>85,318</b>
<b>Youth Criminal Justice Act<sup>4</sup></b>									
Include offences against the administration of justice	154	131	140	146	181	198	188	143	146
Exclude offences against the administration of justice	1,144	1,074	1,039	1,080	1,228	1,280	1,179	1,071	986
<b>Total</b>	<b>1,298</b>	<b>1,205</b>	<b>1,179</b>	<b>1,226</b>	<b>1,409</b>	<b>1,478</b>	<b>1,367</b>	<b>1,214</b>	<b>1,132</b>
<b>Total offences</b>									
Include offences against the administration of justice	132,427	136,301	145,324	146,990	149,200	151,301	147,767	146,807	139,776
Exclude offences against the administration of justice	249,895	244,236	247,869	251,707	260,851	258,656	246,349	240,807	220,864
<b>Total</b>	<b>382,322</b>	<b>380,537</b>	<b>393,193</b>	<b>398,697</b>	<b>410,051</b>	<b>409,957</b>	<b>394,116</b>	<b>387,614</b>	<b>360,640</b>

... not applicable

1. A case that has more than one charge is represented by the charge with the 'most serious offence' (MSO). The MSO is selected using the following rules: first, court decisions are considered and the charge with the 'most serious decision' (for example, guilty) is selected. Second, in cases where two or more charges result in the same MSO (for example, guilty), *Criminal Code* sanctions are considered. The charge with the most serious offence type is selected according to an offence seriousness scale, based on actual sentences handed down by courts in Canada. If, after looking at the offence seriousness scale, two or more charges remain tied then information about the sentence type and duration of the sentence are considered (for example, custody and length of custody, then probation and length of probation, etc.).

2. Includes drug possession and other drug-related charges.

3. Includes offences such as weapons, prostitution, impaired driving, other *Criminal Code* traffic violations, residual *Criminal Code* violations and other residual federal statutes.

4. Includes only adults charged under the *Youth Criminal Justice Act*.

**Note:** As of 2005/2006, all provincial and territorial courts in 10 provinces and 3 territories reported to the Integrated Criminal Court Survey. Information from superior courts in Prince Edward Island, Quebec, Ontario, Manitoba and Saskatchewan as well as municipal courts in Quebec were unavailable. The absence of data from superior courts in these five jurisdictions may have resulted in a slight underestimation of the severity of sentences since some of the most serious cases, which are likely to result in the most severe sanctions, are processed in superior courts. In Newfoundland and Labrador, the terms 'acquittal' and 'dismissed' are used interchangeably, resulting in an under-count of the number of acquittals in that province. The information from Quebec's provincial courts is reported using the Adult Criminal Court Survey National Data Requirements (NDR), rather than the ICCS NDR. The data are converted to the ICCS format, to the extent possible, during data processing activities. This reporting limitation results in a lack of data on conditional sentences.

**Source:** Statistics Canada, Canadian Centre for Justice Statistics, Integrated Criminal Court Survey.

**Table 10**  
**Completed adult criminal court cases, by most serious decision, Canada, 2005/2006 to 2013/2014**

	2005/ 2006	2006/ 2007	2007/ 2008	2008/ 2009	2009/ 2010	2010/ 2011	2011/ 2012	2012/ 2013	2013/ 2014
<b>Most serious decision<sup>1</sup></b>	number of completed cases								
<b>Guilty<sup>2</sup></b>									
Include offences against the administration of justice	101,748	104,274	109,953	113,960	114,826	113,599	113,400	112,914	106,380
Exclude offences against the administration of justice	147,393	143,235	145,534	149,988	151,604	147,726	138,203	136,238	121,948
<b>Total</b>	<b>249,141</b>	<b>247,509</b>	<b>255,487</b>	<b>263,948</b>	<b>266,430</b>	<b>261,325</b>	<b>251,603</b>	<b>249,152</b>	<b>228,328</b>
<b>Stayed/withdrawn<sup>3</sup></b>									
Include offences against the administration of justice	26,906	28,346	31,866	29,496	30,566	33,764	30,462	30,244	29,812
Exclude offences against the administration of justice	85,863	85,338	88,246	87,793	94,920	97,571	94,751	90,720	84,713
<b>Total</b>	<b>112,769</b>	<b>113,684</b>	<b>120,112</b>	<b>117,289</b>	<b>125,486</b>	<b>131,335</b>	<b>125,213</b>	<b>120,964</b>	<b>114,525</b>
<b>Acquitted<sup>4</sup></b>									
Include offences against the administration of justice	1,900	1,927	1,890	1,920	2,161	2,308	2,437	2,482	2,520
Exclude offences against the administration of justice	12,330	11,664	10,702	10,628	11,004	10,079	10,318	10,994	11,459
<b>Total</b>	<b>14,230</b>	<b>13,591</b>	<b>12,592</b>	<b>12,548</b>	<b>13,165</b>	<b>12,387</b>	<b>12,755</b>	<b>13,476</b>	<b>13,979</b>
<b>Other<sup>5</sup></b>									
Include offences against the administration of justice	1,873	1,754	1,615	1,614	1,647	1,630	1,468	1,167	1,064
Exclude offences against the administration of justice	4,309	3,999	3,387	3,298	3,323	3,280	3,077	2,855	2,744
<b>Total</b>	<b>6,182</b>	<b>5,753</b>	<b>5,002</b>	<b>4,912</b>	<b>4,970</b>	<b>4,910</b>	<b>4,545</b>	<b>4,022</b>	<b>3,808</b>
<b>Total cases</b>									
Include offences against the administration of justice	132,427	136,301	145,324	146,990	149,200	151,301	147,767	146,807	139,776
Exclude offences against the administration of justice	249,895	244,236	247,869	251,707	260,851	258,656	246,349	240,807	220,864
<b>Total</b>	<b>382,322</b>	<b>380,537</b>	<b>393,193</b>	<b>398,697</b>	<b>410,051</b>	<b>409,957</b>	<b>394,116</b>	<b>387,614</b>	<b>360,640</b>

1. A decision is a judgment made by the court. Decisions are ranked from most to least serious: guilty, stayed/withdrawn/other and acquitted. In cases where multiple charges are considered, the charge which results in the most serious decision according to this ranking is counted here. Other criteria are applied to break ties, that is, where more than one charge ended in conviction, or other types of decisions applied to more than one charge in a case.

2. Guilty findings include guilty of the charged offence, of an included offence, of an attempt of the charged offence, or of an attempt of an included offence. This category also includes cases where an absolute or conditional discharge has been imposed.

3. This category includes stays, withdrawals, dismissals and discharges at preliminary inquiry as well as court referrals to alternative or extrajudicial measures and restorative justice programs. These decisions all refer to the court stopping criminal proceedings against the accused.

4. Acquittal means that the accused has been found not guilty of the charges presented before the court.

5. Other decisions include final decisions of found not criminally responsible and waived out of province or territory. This category also includes any order where a conviction was not recorded, the court's acceptance of a special plea, cases which raise Charter arguments and cases where the accused was found unfit to stand trial.

**Note:** As of 2005/2006, all provincial and territorial courts in 10 provinces and 3 territories reported to the Integrated Criminal Court Survey. Information from superior courts in Prince Edward Island, Quebec, Ontario, Manitoba and Saskatchewan as well as municipal courts in Quebec were unavailable. The absence of data from superior courts in these five jurisdictions may have resulted in a slight underestimation of the severity of sentences since some of the most serious cases, which are likely to result in the most severe sanctions, are processed in superior courts. In Newfoundland and Labrador, the terms 'acquittal' and 'dismissed' are used interchangeably, resulting in an under-count of the number of acquittals in that province. The information from Quebec's provincial courts is reported using the Adult Criminal Court Survey National Data Requirements (NDR), rather than the ICCS NDR. The data are converted to the ICCS format, to the extent possible, during data processing activities. This reporting limitation results in a lack of data on conditional sentences.

**Source:** Statistics Canada, Canadian Centre for Justice Statistics, Integrated Criminal Court Survey.