




Annual Estimates of Employment, Earnings and Hours

1987 - 1999

"Help-Wanted Index, 1981-1999"
supplement included



Les estimations annuelles de l'emploi, des gains et de la durée du travail

1987 - 1999

Ci-inclus, supplément de "L'Indice de
l'offre d'emploi, 1981-1999"

How to obtain more information

Specific inquiries about this product and related statistics or services should be directed to: Labour Statistics Division, Statistics Canada, Ottawa, Ontario, K1A 0T6 (telephone: (613) 951-4090).

For information on the wide range of data available from Statistics Canada, you can contact us by calling one of our toll-free numbers. You can also contact us by e-mail or by visiting our Web site.

National inquiries line	1 800 263-1136
National telecommunications device for the hearing impaired	1 800 363-7629
Depository Services Program inquiries	1 800 700-1033
Fax line for Depository Services Program	1 800 889-9734
E-mail inquiries	infostats@statcan.ca
Web site	www.statcan.ca

Ordering and subscription information

The Annual Estimates of Employment, Earnings and Hours is available in three options to suit your needs: order the CD-ROM version that contains beyond 20/20 tables for the years 1983-1999 and a ready to print preformatted publication using Adobe Acrobat software for the years 1987-1999, for \$150.00; CD-ROM and paper that contains beyond 20/20 tables for the years 1983-1999 and paper copy of the preformatted publication using Adobe Acrobat software for the years 1987-1999 for \$185.00; order the internet version a ready to print preformatted publication using Adobe Acrobat software for the years 1987-1999 for \$115.00 (GST & PST or HST where applicable). The following additional shipping charges apply for delivery outside Canada:

	Single issue
United States	CDN \$ 6.00
Other countries	CDN \$ 10.00

All prices exclude sales taxes.

Catalogue no. 72F0002XIB, is available annually on the Internet for CDN \$113. Users can obtain single issues or subscribe at <http://www.statcan.ca/cgi-bin/downpub/feepub.cgi>.

The paper and electronic kit version can be ordered by mail, at Statistics Canada, Dissemination Division, Circulation Management, 120 Parkdale Avenue, Ottawa, Ontario, K1A 0T6; by phone, at (613) 951-7277 or 1 800 770-1033; by fax, at (613) 951-1584 or 1 800 889-9734; by Internet, at order@statcan.ca; or in person, at local Statistics Canada offices. For changes of address, please provide both old and new addresses.

Standards of service to the public

Statistics Canada is committed to serving its clients in a prompt, reliable and courteous manner and in the official language of their choice. To this end, the Agency has developed standards of service which its employees observe in serving its clients. To obtain a copy of these service standards, please contact Statistics Canada toll free at 1 800 263-1136.

Comment obtenir d'autres renseignements

Toute demande de renseignements au sujet du présent produit ou au sujet de statistiques ou de services connexes doit être adressée à : Division de la statistique du travail, Statistique Canada, Ottawa, Ontario, K1A 0T6 (téléphone : (613) 951-4090).

Pour obtenir des renseignements sur l'ensemble des données de Statistique Canada qui sont disponibles, veuillez composer l'un des numéros sans frais suivants. Vous pouvez également communiquer avec nous par courriel ou visiter notre site Web.

Service national de renseignements	1 800 263-1136
Service national d'appareils de télécommunications pour les malentendants	1 800 363-7629
Renseignements concernant le Programme des bibliothèques de dépôt	1 800 700-1033
Télécopieur pour le Programme des bibliothèques de dépôt	1 800 889-9734
Renseignements par courriel	infostats@statcan.ca
Site Web	www.statcan.ca

Renseignements sur les commandes et les abonnements

La publication "Estimations annuelles de l'emploi, des gains et de la durée du travail" est disponible et trois options s'offrent à vous. Vous pouvez commander la version CD-ROM pour 150,00\$ qui comprend des tableaux en Beyond 20/20 pour les années 1983-1999 et un fichier qui comprend une publication qui fait usage du logiciel Adobe Acrobat et déjà mise en forme qui vous permet d'imprimer facilement les années 1987-1999; la version CD-ROM et papier pour 185,00\$ comprend des tableaux en Beyond 20/20 pour les années 1983-1999 et une publication papier déjà mise en forme pour les années 1987-1999; Internet comprend un fichier contenant une publication qui fait usage du logiciel Adobe Acrobat, et est déjà mise en forme qui vous permet d'imprimer facilement les années 1987-1999 pour 115\$ (TPS, TVP, THV s'il y a lieu). Les frais de livraison supplémentaires suivants s'appliquent aux envois à l'extérieur du Canada :

	Exemplaire
États-Unis	6 \$ CA
Autres pays	10 \$ CA

Les prix ne comprennent pas les taxes de ventes.


On peut se procurer ce produit no 72F0002XIB annuel sur l'Internet, pour un coût de 113\$ CAN. Pour obtenir un numéro de ce produit ou s'y abonner, les utilisateurs sont priés de se rendre à http://www.statcan.ca/cgi-bin/downpub/feepub_f.cgi.

On peut commander la version imprimée et électronique par la poste, en écrivant à Statistique Canada, Division de la diffusion, Gestion de la circulation, 120, avenue Parkdale, Ottawa (Ontario) K1A 0T6; par téléphone, en composant le (613) 951-7277 ou le 1 800 770-1033; par télécopieur, en composant le (613) 951-1584 ou le 1 800 889-9734; par Internet, en se rendant à order@statcan.ca; ou en personne, en se présentant à l'un des bureaux régionaux de Statistique Canada. Lorsque vous signalez un changement d'adresse, veuillez nous fournir l'ancienne et la nouvelle adresses.

Normes de service à la clientèle

Statistique Canada s'engage à fournir à ses clients des services rapides, fiables et courtois, et ce, dans la langue officielle de leur choix. À cet égard, notre organisme s'est doté de normes de service à la clientèle qui doivent être observées par les employés lorsqu'ils offrent des services à la clientèle. Pour obtenir une copie de ces normes de service, veuillez communiquer avec Statistique Canada au numéro sans frais 1 800 263-1136.


Re-engineering the survey



The Labour Statistics Division completed the incorporation of administrative records in the production of employment, earnings and hours estimates (SEPH) in May 1998 (third phase of the re-design). As a result of this change in methodology, estimates derived from administrative records may show a different pattern than the previous data, which may affect the historical comparability of employment and earnings series.

Beginning with the January 2001 data, SEPH estimates will be based on the North American Industry Classification System (NAICS) instead of the 1980 Standard Industrial Classification. At the same time, the historical series will be revised to reflect the new phase three levels of employment and earnings derived from administrative records on a NAICS basis. In addition, seasonal factors will be revised, thus improving the historical consistency of seasonally adjusted estimates. For more information on the North American Industry Classification System you can visit the Statistics Canada web site <http://www.statcan.ca/> under "Concepts, definitions and methods" or contact Jean Leduc at (613-951-4090); fax: 613-951-4087; e-mail: labour@statcan.ca.

Remaniement de l'enquête



La Division de la statistique du travail a complété l'inclusion des données administratives dans la production des estimations de l'emploi, gains et durée du travail (EERH) en mai 1998 (troisième phase du remaniement). Résultant de ce changement méthodologique, il se peut que les estimations de l'emploi mesurées à partir de données administratives montrent un modèle saisonnier différent de celui des données obtenues auparavant et ceci pourrait affecter la comparabilité des séries historiques sur l'emploi et la rémunération.

À partir des données de janvier 2001, les estimations de l'EERH seront basées sur le système de classification des industries de l'Amérique du Nord (SCIAN) plutôt que sur la classification type des industries de 1980. En même temps, les séries historiques seront révisées pour refléter les niveaux de l'emploi et la rémunération de la Phase III (obtenus suite à l'augmentation de l'utilisation des données administratives) sur la base du SCIAN. De plus, les facteurs saisonniers seront révisés afin d'améliorer la consistance des estimations désaisonnalisées historiques. Pour plus d'information sur le système de classification des industries de l'Amérique du Nord, vous pouvez consulter le site Internet de Statistique Canada <http://www.statcan.ca/> « Concepts, définitions et méthodes » ou contacter Jean Leduc à (613-951-4090); fax : 613-951-4087 ; courrier électronique: labour@statcan.ca



Join the thousands
who access this site every day.

www.statcan.ca

YOUR ACCESS ROUTE TO STATISTICS CANADA

www.statcan.ca is your newest route to statistical information profiling Canada's business, economy and society. This easy to navigate and fully searchable site provides a wealth of information about Canada and Canadians. As Canada's national statistical agency, **www.statcan.ca** is your first stop in search of the latest numbers that profile our economy and society. Your direct link to labour market data is **labour@statcan.ca**, fax: (613) 951-4087, telephone: (613) 951-4090.



Faites comme les milliers d'autres personnes qui
visitent chaque jour notre site

www.statcan.ca

**VOTRE VOIE D'ACCÈS À L'INFORMATION DE
STATISTIQUE CANADA**

www.statcan.ca est la toute nouvelle route que vous pouvez utiliser pour accéder à l'information statistique qui trace le profil de la société, de l'économie et des affaires du Canada. Vous trouverez une gamme d'information sur le Canada et les Canadiens grâce à ce site dans lequel vous naviguerez facilement et où vous pourrez faire de la recherche par mot-clé. Faites votre premier arrêt au site **www.statcan.ca** de l'agence nationale statistique du Canada lorsque vous êtes à la recherche des plus récentes données qui façonnent notre économie et notre société. Votre liaison directe aux données sur le marché du travail est **labour@statcan.ca**, télécopieur: (613) 951-4087, téléphone: (613) 951-4090.



Annual Estimates of Employment, Earnings and Hours

1987 - 1999

Les estimations annuelles de l'emploi, des gains et de la durée du travail

1987 - 1999

Published by authority of the Minister
responsible for Statistics Canada

© Minister of Industry, 2000

All rights reserved. No part of this publication may be reproduced, stored in a retrieval system or transmitted in any form or by any means, electronic, mechanical, photocopying, recording or otherwise without prior written permission from Licence Services, Marketing Division, Statistics Canada, Ottawa, Ontario, Canada K1A 0T6.

May 2000

Catalogue no. 72F0002XIB

Frequency: Annual

Ottawa

Note of Appreciation

Canada owes the success of its statistical system to a long-standing co-operation involving Statistics Canada, the citizens of Canada, its businesses, governments and other institutions. Accurate and timely statistical information could not be produced without their continued co-operation and goodwill.

Publication autorisée par le ministre
responsable de Statistique Canada

© Ministre de l'Industrie, 2000

Tous droits réservés. Il est interdit de reproduire ou de transmettre le contenu de la présente publication, sous quelque forme ou par quelque moyen que ce soit, enregistrement sur support magnétique, reproduction électronique, mécanique, photographique, ou autre, ou de l'emmagasiner dans un système de recouvrement, sans l'autorisation écrite préalable des Services de concession des droits de licence, Division du marketing, Statistique Canada, Ottawa, Ontario, Canada K1A 0T6.

May 2000

No 72F0002XIB au catalogue

Périodicité : annuel

Ottawa

Note de reconnaissance

Le succès du système statistique du Canada repose sur un partenariat bien établi entre Statistique Canada et la population, les entreprises, les administrations canadiennes et les autres organismes. Sans cette collaboration et cette bonne volonté, il serait impossible de produire des statistiques précises et actuelles.

**ELECTRONIC PUBLICATIONS
PUBLICATIONS ÉLECTRONIQUES
AVAILABLE AT | DISPONIBLES À
www.statcan.ca**



Highlights

Employment, earnings and hours

Canada's annual average weekly earnings growth for 1999 was moderate. Of all Provinces and Territories, the highest average earnings gains were registered in the North West Territories and Nunavut (4.9%), in Nova Scotia (3.6%) and in Newfoundland (2.8%). At the industrial level, employees in real estate and insurance agencies and business services enjoyed the largest annual earnings gains at 1.7% and 1.6% respectively.

Annual average hourly earnings growth, for hourly paid employees in 1999 was stood at 1.4 percent, down slightly from the 1.7 percent growth in 1998. Average hours paid for hourly employees increased by 0.2 hours in 1999 to 31.4 hours per week.

Annual average payroll employment grew by 1.8 percent in 1999 compared to 1998, an annual average gain of 204,000 employees. Employment growth was strongest for the industries of manufacturing (41,000), trade (48 000) and business services (61 000). Average payroll employment increased in every province and territories. All provinces recorded employment gains. The province of Ontario registered the highest employment increase (101 000 employees) followed by Quebec (37,500), Manitoba (20 000) and Alberta (15,000). ■

Faits saillants

Emploi, gains et durée du travail

En 1999, le taux de croissance annuelle de la rémunération hebdomadaire moyenne au Canada a été modérée. Les provinces et territoires qui ont affiché une forte croissance annuelle sont les Territoires du Nord-Ouest et Nunavut (4,9%), la Nouvelle-Écosse (3,6%) ainsi que Terre-Neuve (2,8%). Les plus importantes augmentations au niveau industriel ont été notées dans les industries des agences d'assurances et des agences immobilières ainsi que dans les services aux entreprises soit de 1,7% et de 1,6% respectivement.

La croissance annuelle de la rémunération horaire moyenne en 1999, des salariés rémunérés à l'heure s'est établi à 1,4%, soit une faible baisse par rapport au taux de croissance de 1,7% enregistré en 1998. Le nombre moyen des heures payées, des salariés rémunérés à l'heure a augmenté de 0,2 heure, pour se fixer à 31,4 heures par semaine.

Le nombre de salariés inscrits sur les listes de paye en 1999, a augmenté de 1,8% par rapport à la moyenne de 1998, soit une hausse de 204 000 salariés. Au niveau industriel, les hausses les plus importantes ont été notées dans les industries manufacturières (41 000), le commerce (48 000) et les services aux entreprises (61 000). Le nombre de salariés inscrit sur les listes de paye a augmenté dans toutes les provinces. La plus forte hausse du nombre de salariés a été rapportée en Ontario (101 000 salariés) suivi du Québec (37 500), du Manitoba (20 000) et de l'Alberta (15 000). ■

**ELECTRONIC PUBLICATIONS
PUBLICATIONS ÉLECTRONIQUES
AVAILABLE AT | DISPONIBLES À
www.statcan.ca**



Table of Contents

Table des matières

Employment, Earnings and Hours Page 1 - 217
Help-Wanted Index. Page 219-247

Emploi, gains et durée du travail. Page 1 - 217
Indice de l'offre d'emploi. Page 219 - 247

Employment, Earnings and Hours Table

Emploi, gains et durée du travail Tableau

1 Estimates of Employment, for All Employees, by Industry, Canada, Provinces and Territories. Page 2

1 Estimations de l'emploi, pour l'ensemble des salariés, par industrie, Canada, provinces et territoires. Page 2

2 Estimates of Average Weekly Earnings (including overtime), for All Employees, by Industry, Canada, Provinces and Territories. Page 40

2 Estimations de la rémunération hebdomadaire moyenne, (incluant le temps supplémentaire), pour l'ensemble des salariés, par industrie, Canada, provinces et territoires. Page 40

3a Estimates of Total Weekly Payrolls, for All Employees, for Selected Industries, Canada, Provinces and Territories. Page 78

3a Estimations de la rémunération hebdomadaire brute, pour l'ensemble des salariés, pour une sélection d'industries, Canada, provinces et territoires. Page 78

3b Growth Rates for the Estimates of the Total Weekly Payrolls, for All Employees, for Selected Industries, Canada, Provinces and Territories. Page 88

3b Taux de croissance pour les estimations de la rémunération hebdomadaire brute, pour l'ensemble des salariés, pour une sélection d'industries, Canada, provinces et territoires. Page 88

4 Estimates of Employment, for Employees paid by the Hour, by Industry, Canada, Provinces and Territories. Page 98

4 Estimations de l'emploi, pour les salariés rémunérés à l'heure, par industrie, Canada, provinces et territoires. Page 98

Table of Contents

Table des matières

Employment, Earnings and Hours Table....Continued

Emploi, gains et durée du travail Tableau....suite

5 Estimates of Average Hourly Earnings, for Employees paid by the Hour, by Industry, Canada, Provinces and Territories. Page 130

5 Estimations de la rémunération horaire moyenne, pour les salariés rémunérés à l'heure, par industrie, Canada, provinces et territoires. Page 130

6 Estimates of Average Weekly Hours, for Employees paid by the Hour, by Industry, Canada, Provinces and Territories. Page 162

6 Estimations des heures hebdomadaires moyennes, pour les salariés rémunérés à l'heure, par industrie, Canada, provinces et territoires. Page 162

7a Estimates of Total Weekly Payrolls, for Employees paid by the Hour, for Selected Industries, Canada, Provinces and Territories. Page 194

7a Estimations de la rémunération hebdomadaire brute, pour les salariés rémunérés à l'heure, pour une sélection d'industries, Canada, provinces et territoires. Page 194

7b Growth Rates for the Estimates of Total Weekly Payrolls, for Employees paid by the Hour, for Selected Industries, Canada, Provinces and Territories. Page 204

7b Taux de croissance pour les estimations de la rémunération hebdomadaire brute, pour les salariés rémunérés à l'heure, pour une sélection d'industries, Canada, provinces et territoires. Page 204

☐ Survey Overview, page 213

☐ Aperçu de l'enquête, page 213

Table of Contents

Table des matières

Help-Wanted Index

Indice de l'offre d'emploi

	Page		Page
Concepts and Methods	237	Concepts et méthodes	237
Tables: Regions/Provinces		Tableaux: Régions/Provinces	
Canada, Atlantic	220	Canada, Provinces de l'Atlantique	220
Newfoundland, Prince Edward Island	221	Terre-Neuve, Île-du-Prince-Édouard	221
Nova Scotia, New Brunswick	222	Nouvelle-Écosse, Nouveau-Brunswick	222
Quebec, Ontario	223	Québec, Ontario	223
Prairie Provinces, Manitoba	224	Provinces des Prairies, Manitoba	224
Saskatchewan, Alberta	225	Saskatchewan, Alberta	225
British Columbia	226	Colombie-Britannique	226
Tables: Metropolitan Areas		Tableaux: Régions métropolitaines	
St. John's	226	St. John's	226
Charlottetown, Halifax	227	Charlottetown, Halifax	227
Saint John, Moncton	228	Saint John, Moncton	228
Quebec, Sherbrooke	229	Québec, Sherbrooke	229
Montreal, Ottawa-Hull	230	Montréal, Ottawa-Hull	230
Toronto, Hamilton	231	Toronto, Hamilton	231
London, Sudbury	232	London, Sudbury	232
Winnipeg, Regina	233	Winnipeg, Régina	233
Saskatoon, Calgary	234	Saskatoon, Calgary	234
Edmonton, Vancouver	235	Edmonton, Vancouver	235
Victoria	236	Victoria	236
Annex:		Annexe:	
1 Calculation of an index	243	1 Calcul d'un indice	243
2 Weights used in the construction of the Help-Wanted Index	245	2 Poids utilisés pour construire l'indice de l'offre d'emploi	245

**ELECTRONIC PUBLICATIONS
PUBLICATIONS ÉLECTRONIQUES
AVAILABLE AT | DISPONIBLES À
www.statcan.ca**



Table 1

Tableau 1

Estimates of Employment, for All Employees, by industry,
Canada, Provinces and Territories.

Estimations de l'emploi, pour l'ensemble des salariés, par
industrie, Canada, provinces et territoires.

Canada
Provinces and Territories / Provinces et Territoires

Page
2
10

Table 1
Estimates of Employment, for All Employees, by Industry, Canada, Provinces and Territories.

Tableau 1
Estimations de l'emploi, pour l'ensemble des salariés, par industrie, Canada, provinces et territoires.

SIC 1980 CTI	Industry Industrie	EMPLOYMENT IN THOUSANDS - EMPLOI EN MILLIERS												
		1987	1988	1989	1990	1991	1992	1993	1994	1995	1996	1997	1998	1999
CANADA														
	041-051 Logging and forestry - Exploitation forestière et serv. forestiers	68.1	67.0	68.8	62.9	62.2	60.9	64.7	65.6	68.3	65.8	66.9	66.7	65.1
041	Logging - Exploitation forestière	52.7	50.5	51.4	44.9	45.2	42.6	44.9	46.3	48.6	47.3	48.7	47.2	44.6
051	Forestry services - Services forestiers	15.4	16.5	17.4	18.0	17.0	18.3	19.8	19.4	19.6	18.5	18.2	19.4	20.5
	061-092 Mining (incl. milling), quarrying and oil wells Mines (y compris broyage), carrières et puits de pétrole	157.6	164.3	160.8	157.7	151.0	133.1	124.8	137.1	134.4	131.2	143.4	142.7	136.5
061-063	Mining - Mines	66.3	67.5	67.5	65.5	58.8	54.5	50.7	50.2	51.6	51.1	55.7	50.9	47.8
061	Metal mines - Mines de métaux	44.7	45.8	46.0	43.8	38.0	36.2	33.2	32.5	33.5	33.5	36.4	33.4	30.3
062	Non-metal mines (except coal) - Mines de minerais non métalliques (sauf le charbon)	11.8	11.3	11.2	11.0	10.1	9.8	9.7	9.7	9.7	9.2	11.0	10.5	10.9
063	Coal mines - Mines de charbon	9.9	10.4	10.3	10.7	10.7	8.5	7.8	8.0	8.4	8.4	8.2	7.0	6.6
071-071	Crude petroleum & natural gas - Pétrole brut et gaz naturel	40.5	42.6	43.7	43.9	44.5	40.2	33.2	35.8	35.8	34.9	36.3	37.9	38.2
081-082	Quarries and sand pits - Carrières et sablières	5.9	6.2	7.5	8.8	7.8	7.1	7.6	8.6	8.9	8.2	8.4	9.6	10.0
081	Stone quarries - Carrières	1.9	2.1	2.4	3.0	2.6	2.6	2.1	2.8	2.6	2.4	2.3	3.1	3.5
082	Sand and gravel pits - Sablières et gravières	4.0	4.1	5.1	5.7	5.1	4.5	5.5	5.9	6.4	5.8	6.2	6.5	6.5
091-092	Services incidental to mineral extraction - Industrie des services miniers	44.9	48.0	42.1	39.5	39.9	31.2	33.2	42.5	38.1	37.0	43.0	44.3	40.6
091	Services incid. to crude petroleum & nat. gas - Services relat. au pétrole brut et au gas nat.	30.4	32.4	29.0	28.1	29.9	23.1	25.4	32.9	28.2	26.4	32.2	35.0	32.0
092	Services incidental to mining - Services relatifs à l'extraction minière	14.5	15.6	13.1	11.4	10.0	8.1	7.8	9.6	9.9	10.6	10.9	9.3	8.6
	101-399 Manufacturing - Industries manufacturières	1,944.6	1,992.3	2,030.8	1,910.5	1,713.6	1,620.4	1,617.2	1,654.8	1,697.2	1,737.7	1,800.4	1,872.6	1,913.7
	Non-durable goods - Biens non durables	911.0	916.8	925.7	889.5	814.7	756.2	766.7	761.5	766.0	774.9	796.3	820.7	836.3
	Durable goods - Biens durables	1,033.6	1,075.5	1,105.1	1,021.0	899.0	864.2	850.4	893.3	931.3	962.8	1,004.1	1,051.9	1,077.5
101-109	Food - Aliments	203.8	207.7	202.7	197.4	187.8	184.0	179.6	181.0	182.7	188.5	190.9	198.7	203.0
101	Meat and poultry products - Viande & volaille	46.5	48.1	47.5	45.4	42.5	45.0	44.2	46.2	45.1	45.1	46.7	49.3	50.4
102	Fish products - Transformation du poisson	27.5	28.2	26.4	25.1	23.7	22.5	19.1	19.0	17.5	20.6	21.0	23.3	23.2
103	Fruit & vegetable - Fruits et légumes	21.2	20.9	19.8	19.5	17.2	16.2	16.5	14.7	16.5	17.3	19.1	16.4	16.3
104	Dairy products - Produits laitiers	21.6	21.7	22.2	23.3	23.6	20.6	20.2	20.8	23.7	22.2	22.0	23.5	23.8
105	Flour, cereal & feed - Farine, céréales et aliments pour animaux	17.5	17.4	17.1	17.2	17.0	15.0	16.2	16.5	15.8	16.7	16.8	17.9	19.5
106	Vegetable oil mills (ex. corn oil) - Huiles végétales (sauf l'huile de maïs)	0.9	0.9	0.9	0.9	0.8	0.8	1.1	1.1	1.6	1.9	1.8	1.3	1.0
107	Bakery products - Produits de boulangerie-pâtisserie	31.9	32.1	30.7	30.3	27.0	27.9	27.8	27.1	27.1	27.1	27.4	28.7	29.7
108	Sugar & sugar confectionery - Sucre et confiseries	8.5	8.8	8.5	8.3	8.7	9.5	9.6	8.6	11.7	10.2	7.8	9.3	9.8
109	Other food products - Autres produits alimentaires	28.2	29.7	29.5	27.4	27.1	26.4	24.9	26.9	23.8	27.6	28.2	29.0	29.4
111-114	Beverages - Boissons	32.4	32.5	31.5	31.2	26.7	24.7	24.6	25.8	25.1	22.5	24.6	27.0	27.1
121-122	Tobacco products - Produits du tabac	5.7	5.3	5.1	4.8	4.8	4.8	4.7	4.5	4.4	4.4	4.6	4.6	4.3
151-159	Rubber products - Produits en caoutchouc	24.2	23.0	22.6	22.0	18.7	17.3	20.8	22.1	22.0	23.8	24.2	23.2	23.7
161-169	Plastic products - Produits en matière plastique	51.1	55.2	63.2	62.4	60.8	42.5	47.6	50.3	52.0	57.6	64.3	68.9	70.2
171-171	Leather & allied products - Cuir et produits connexes	24.5	22.3	20.7	18.8	14.4	15.4	12.8	11.8	11.9	11.8	11.9	11.0	10.8
181-183	Primary textiles - Textiles de première transformation	25.1	24.9	22.9	20.4	18.2	19.0	17.2	18.8	19.7	19.7	19.7	20.5	20.8
191-199	Textile products - Produits textiles	33.0	33.7	31.8	27.8	26.4	24.7	27.6	28.1	25.8	28.0	31.4	32.6	32.5
243-249	Clothing - Habillement	120.7	120.8	116.2	110.2	90.6	75.8	85.1	83.8	84.3	85.0	87.9	90.4	89.4

Table 1
Estimates of Employment, for All Employees, by Industry, Canada, Provinces and Territories.

Tableau 1
Estimations de l'emploi, pour l'ensemble des salariés, par industrie, Canada, provinces et territoires.

SIC 1980 CTI	Industry Industrie	EMPLOYMENT IN THOUSANDS - EMPLOI EN MILLIERS												
		1987	1988	1989	1990	1991	1992	1993	1994	1995	1996	1997	1998	1999
CANADA														
243	Men's & boys' clothing - Vêtements pour hommes et garçonnets	35.6	35.3	33.9	34.7	29.5	28.6	29.3	29.1	31.3	29.4	29.5	30.6	30.7
244	Women's clothing - Vêtements pour dames	41.5	42.5	39.2	33.4	25.6	20.5	25.9	25.1	25.4	27.9	28.9	30.3	29.8
245-249	Clothing n.e.c. - Habillement n.c.a.	43.6	43.0	43.1	42.2	35.4	26.8	29.8	29.6	27.6	27.6	29.6	29.4	29.0
251-259	Wood - Bois	115.8	119.8	122.2	114.7	98.1	96.0	99.7	114.6	115.5	123.2	131.0	136.3	142.8
256-259	Wood n.e.c. - Bois n.c.a.	10.4	11.3	11.3	11.8	10.9	11.3	13.6	15.3	15.5	15.9	15.8	16.1	16.9
251	Sawmill, planing mill & shingle mill products - Scieries, ateliers de rabotage et usines de bardeaux	56.6	61.7	57.3	59.5	53.5	50.8	49.5	56.6	57.6	64.6	65.9	67.4	71.2
252	Veneer & plywood - Placages & contreplaqués	9.6	9.5	8.9	8.7	7.6	7.2	7.5	8.8	9.1	8.9	10.2	10.0	9.8
254	Sash, doors & other millwork - Portes, châssis et autres bois travaillés	39.3	37.4	44.6	34.6	26.0	26.6	29.0	33.8	33.2	33.8	39.0	42.7	45.0
261-269	Furniture & fixtures - Meubles et articles d'ameublement	62.5	64.1	68.5	59.7	53.2	46.3	43.7	47.7	47.4	50.4	57.7	61.5	61.8
261	Household furniture - Meubles de maison	36.2	36.8	39.3	32.5	27.9	22.4	21.7	21.9	22.1	21.4	24.2	25.3	25.4
264	Office furniture - Meubles de bureau	13.7	13.6	13.9	12.4	10.8	9.4	9.3	11.3	10.2	11.7	11.9	12.3	12.9
269	Other furniture & fixtures - Autres meubles et articles d'ameublement	12.6	13.7	15.3	14.7	14.6	14.6	12.7	14.5	15.1	17.2	21.6	23.9	23.5
271-279	Paper & allied products - Papier et produits connexes	124.3	127.0	128.6	123.7	114.7	105.7	101.5	99.5	99.7	98.9	99.2	96.4	99.3
271	Pulp & paper - Pâtes et papiers	84.7	85.6	85.7	82.2	77.2	69.3	66.9	65.0	65.1	62.5	61.7	59.9	63.6
272	Asphalt roofing - Papier-toiture asphalté	1.6	1.6	1.7	1.5	1.4	1.7	1.6	1.6	1.5	1.5	1.7	1.5	1.5
273	Paper boxes & bags - Boîtes en carton et sacs en papier	17.6	18.1	18.1	17.3	15.3	15.3	16.9	18.6	18.9	18.4	19.4	19.4	19.7
279	Other converted paper products - Autres produits en papier transformé	20.5	21.7	23.1	22.6	20.8	19.4	16.2	14.4	14.1	16.5	16.4	15.7	14.5
281-284	Printing, publishing & allied ind. - Imprimerie, édition et industries connexes	157.1	152.3	163.4	155.2	142.2	139.0	147.1	140.7	144.9	140.1	141.4	147.9	150.3
281	Commercial printing - Impression commerciale	71.8	64.1	70.4	65.0	58.7	59.6	66.1	62.7	67.0	63.7	64.5	67.7	70.3
282	Platemaking, typesetting & bindery - Clichage, composition et reliure	20.9	19.2	19.2	16.9	15.1	14.1	15.2	16.5	17.1	16.8	16.2	16.5	17.4
283	Publishing - Edition	26.6	30.7	34.0	32.5	29.9	28.0	28.5	27.5	26.6	27.5	29.1	32.6	31.4
284	Combined publishing & printing - Impression et édition combinées	37.8	38.3	39.7	40.8	38.5	37.2	37.3	34.0	34.2	32.1	31.6	31.1	31.3
291-299	Primary metals - Première transformation des métaux	100.5	103.3	102.2	91.3	84.5	80.2	80.0	80.8	84.6	83.7	81.2	83.6	84.0
291	Primary steel - Sidérurgie	47.7	48.4	47.9	40.7	37.5	34.8	33.4	31.5	33.7	33.5	33.4	34.4	34.5
292	Steel pipes & tubes - Tubes et tuyaux d'acier	5.8	6.2	5.9	5.5	6.0	5.7	5.6	5.2	5.5	6.1	5.5	5.7	6.1
294	Iron foundries - Fonderies de fer	8.0	8.3	7.4	6.4	5.4	5.0	5.4	7.1	7.3	6.0	4.9	5.2	4.9
295	Non-ferrous metal smelting & refining - Fonte et affinage des métaux non-ferreux	24.3	25.1	26.1	25.5	22.5	20.7	21.2	20.5	21.7	22.5	19.2	19.4	19.6
296	Aluminum rolling, casting & extruding - Laminage, moulage et ext. de l'aluminium	5.7	5.7	5.6	5.2	6.8	7.5	7.3	7.8	6.5	7.3	9.0	9.4	9.3
297	Copper & alloy rolling, casting & extruding - Laminage, moulage et extrusion du cuivre et de ses alliages	3.3	3.6	3.4	2.9	2.2	2.0	2.0	1.8	3.8	2.2	2.6	2.8	2.8
299	Other metal rolling, casting & extruding - Autre laminage, moulage et extrusion des métaux	5.8	6.0	6.0	5.2	4.1	4.4	5.1	6.9	6.0	6.2	6.5	6.6	6.9
301-309	Fabricated metal products - Fabrication des produits métalliques	169.8	174.3	180.3	170.1	145.9	140.1	135.4	143.5	146.3	154.0	165.3	175.0	182.0
301	Power boilers & heat exchangers - Chaudières à pression et échangeurs de chaleur	4.1	4.1	4.2	4.4	4.7	4.5	4.7	4.9	4.1	3.7	3.1	2.9	3.2
302	Fabricated structural metal products - Éléments de charpentes métalliques	19.2	21.1	23.7	21.7	17.0	16.5	15.0	16.7	15.7	15.6	17.7	19.9	21.0
303	Ornamental & architectural metal products - Produits métalliques d'ornement et d'architecture	22.5	22.9	24.3	23.9	17.1	16.0	14.4	12.5	12.4	16.2	15.1	16.1	17.4
304	Stamped, pressed & coated metal products Embout., matriçage et revêtement des métaux	45.6	48.8	47.7	43.6	40.1	32.2	30.2	34.8	31.5	30.2	33.1	33.5	34.6

Table 1
Estimates of Employment, for All Employees, by Industry, Canada, Provinces and Territories.

Tableau 1
Estimations de l'emploi, pour l'ensemble des salariés, par industrie, Canada, provinces et territoires.

SIC	Industry	EMPLOYMENT IN THOUSANDS - EMPLOI EN MILLIERS												
		1987	1988	1989	1990	1991	1992	1993	1994	1995	1996	1997	1998	1999
CTI	Industrie													
CANADA														
305	Wire & wire products - Fil métallique et ses produits	16.0	16.4	17.1	15.8	13.4	13.8	13.3	11.2	11.6	12.8	13.7	15.0	15.1
306	Hardware, tools & cutlery - Articles de quincaillerie, d'outillage et coutellerie	23.7	23.4	21.6	20.2	18.7	20.8	19.0	27.6	22.8	25.3	27.9	31.0	31.2
307	Heating equipment - Matériel de chauffage	4.9	5.3	5.8	5.3	4.3	4.4	4.6	4.1	4.1	5.4	4.5	4.8	5.4
308	Machine shops - Ateliers d'usinage	22.8	20.5	22.4	22.2	19.3	20.1	21.1	20.4	28.1	29.1	31.3	31.6	32.4
309	Other metal fabricating - Autres produits en métal	10.9	11.9	13.4	13.0	11.4	11.9	13.2	11.3	16.1	15.8	18.9	20.2	21.9
311-319	Machinery (ex. elect. mach.) - Machinerie (sauf électrique)	79.1	84.9	94.8	80.0	66.1	64.3	64.9	74.9	83.6	89.4	94.5	95.0	92.1
311	Agricultural implements - Instruments aratoires	6.0	5.9	6.5	6.7	6.0	6.6	7.4	7.9	8.0	10.7	12.1	11.6	11.1
312	Commercial refrig. & air cond. equip. - Matériel commer. de réfrigération & climatisation	5.4	5.6	5.9	5.0	3.4	3.0	3.4	3.3	3.7	3.6	4.1	4.5	4.8
319	Other machinery & equipment - Autres machineries et équipements	67.7	73.4	82.3	68.3	56.6	54.7	54.1	63.7	71.9	75.1	78.2	79.0	76.2
321-329	Transportation equipment - Matériel de transport	212.5	224.1	232.4	221.0	200.2	196.3	196.9	207.8	213.8	223.3	224.1	238.2	246.3
321	Aircraft & aircraft parts - Aéronefs et pièces d'aéronefs	37.5	39.1	41.7	45.3	43.2	40.9	35.9	35.5	36.9	40.3	42.3	43.0	44.3
323	Motor vehicles - Véhicules automobiles	48.6	49.0	52.1	50.3	50.6	49.9	52.0	52.9	52.8	54.3	51.3	53.6	52.9
324	Truck & bus bodies & trailers - Carrosseries de camions, d'autobus et de remorques	14.0	15.2	15.7	13.0	9.5	10.9	9.7	11.9	12.9	13.8	16.4	18.2	18.3
325	Motor vehicle parts & accessories - Pièces et accessoires pour véhicules automobiles	85.3	89.6	92.3	86.8	74.3	72.1	77.5	83.8	88.1	92.2	92.2	99.8	107.0
326	Railroad rolling stock - Matériel ferroviaire roulant	6.8	7.3	7.5	6.6	6.7	7.1	6.5	8.5	9.7	9.0	8.6	9.0	8.9
327	Shipbuilding & repair - Construction et réparation de navires	7.7	9.7	11.9	11.9	10.9	10.3	9.2	7.4	6.5	4.9	4.9	..	5.6
328	Boatbuilding & repair - Construction et réparation d'embarcations	10.6	12.1	8.9	4.8	3.2	3.0	3.8	5.2	4.7	..	5.3
331-339	Electrical & electronic products - Produits électriques et électroniques	150.7	157.0	160.2	146.7	125.8	119.7	115.6	113.6	118.8	117.3	121.0	125.3	129.9
330	Electrical & electronic products n.e.c. - Produits électriques et électroniques n.c.a.	39.0	39.5	38.8	35.5	27.6	24.5	19.1	19.1	17.4	16.1	16.3	16.2	16.8
332	Major appliances (electric & non-elect.) - Gros appareils (électriques ou non)	9.4	9.7	9.4	7.6	7.4	6.1	6.7	7.3	7.3	6.3	4.9	5.2	5.4
335	Communication & other electronic equip. - Equip. de comm. et autre matériel électronique	51.2	54.2	57.9	50.5	45.1	46.7	52.5	51.2	59.2	56.6	59.2	62.3	63.9
336	Office, store & business machines - Machines pour bureaux, magasins et commerces	15.8	16.4	16.3	15.8	13.1	15.2	11.6	13.2	13.6	15.1	15.8	16.3	16.6
337	Electrical industrial equipment - Matériel électrique d'usage industriel	22.0	23.6	23.8	24.3	20.1	16.9	17.8	15.2	16.2	18.0	20.9	21.1	22.3
338	Communications & energy wire and cable - Fils et câbles électr. et de communication	13.2	13.7	13.9	13.1	12.5	10.3	7.8	7.7	5.1	5.3	4.0	4.2	4.8
351-359	Non-metallic mineral products - Produits minéraux non métalliques	53.6	55.2	54.8	52.2	44.0	42.7	41.2	41.8	44.9	44.1	46.8	50.3	51.5
350	Non-metallic mineral products n.e.c. - Produits minéraux non métalliques n.c.a.	15.8	16.5	16.3	16.6	13.8	14.7	14.4	14.3	15.2	14.1	14.6	15.7	16.1
352	Hydraulic Cement - Ciment hydraulique	6.3	5.3	4.8	4.8	3.3	3.2	2.5	2.4	2.4	2.4	2.6	2.9	2.9
354	Concrete products - Produits en béton	8.9	9.3	10.5	9.9	8.3	7.5	6.4	7.6	7.0	7.4	9.0	9.3	9.5
355	Ready-mix concrete - Béton préparé	8.9	10.2	10.6	9.6	8.9	9.2	9.0	9.2	9.6	9.9	10.6	11.7	12.2
356	Glass & glass products - Verre et articles en verre	13.7	13.9	12.7	11.2	9.7	8.0	8.9	8.3	10.7	10.3	10.0	10.8	10.7
361-369	Refined petroleum & coal products - Produits raffinés du pétrole et du charbon	21.1	21.5	21.3	19.4	17.7	17.3	13.9	13.1	12.1	12.6	12.1	13.2	14.8
361	Refined petroleum products - Produits raffinés du pétrole	19.9	20.3	20.1	18.5	16.9	16.5	13.0	12.0	10.9	11.1	10.4	11.1	12.5
369	Other petroleum & coal products - Autres ind. des prod. du pétrole et du charbon	1.2	1.2	1.1	0.9	0.8	0.9	1.0	1.2	1.3	1.5	1.6	2.1	2.3

Table 1
Estimates of Employment, for All Employees, by Industry, Canada, Provinces and Territories.

Tableau 1
Estimations de l'emploi, pour l'ensemble des salariés, par industrie, Canada, provinces et territoires.

SIC 1980 CTI	Industry Industrie	EMPLOYMENT IN THOUSANDS - EMPLOI EN MILLIERS												
		1987	1988	1989	1990	1991	1992	1993	1994	1995	1996	1997	1998	1999
CANADA														
371-379	Chemical & chemical products - Produits chimiques	87.9	90.6	95.8	96.2	91.7	86.0	84.1	81.8	81.3	82.0	84.1	86.4	90.0
371	Industrial chemicals n.e.c. - Produits chimiques d'usage industriel n.c.a.	16.6	16.5	17.9	18.0	18.1	17.6	20.1	19.1	18.8	19.2	17.9	15.6	13.1
372	Agricultural chemicals - Produits chimiques d'usage agricole	4.7	4.7	4.9	4.8	4.6	4.4	4.4	4.9	3.4	3.4	3.5	3.5	3.5
373	Plastic & synthetic resin - Matières plastiques et résines synthétiques	5.1	5.3	5.3	5.3	4.5	4.8	5.5	6.4	6.2	6.5	7.1	7.7	7.9
374	Pharmaceuticals & medicine - Produits pharmaceutiques et médicaments	17.1	18.2	19.8	20.9	21.5	20.7	20.4	19.3	21.0	20.7	21.9	22.6	25.4
375	Paint & varnish - Peintures et vernis	7.2	7.9	8.4	7.4	7.3	6.0	6.5	6.6	5.7	6.6	7.0	7.5	7.9
376	Soap & cleaning compounds - Savons et composés pour nettoyage	8.6	9.0	9.1	8.8	8.4	7.6	6.7	5.5	5.8	5.7	5.9	5.7	5.8
377	Toilet preparations - Produits de toilette	7.7	8.2	8.6	8.5	7.5	6.8	6.0	5.5	7.4	6.3	7.4	9.4	10.9
379	Other chemical products - Autres produits chimiques	20.9	20.6	21.7	22.5	19.8	18.1	14.4	14.5	13.1	13.7	13.4	14.2	15.6
391-399	Other manufacturing industries - Autres industries manufacturières	89.0	92.7	89.7	85.4	81.1	78.7	73.0	68.4	76.3	77.4	82.6	86.6	87.0
401-449	Construction - Construction	529.9	557.6	612.1	602.7	503.0	458.2	440.3	450.9	455.0	455.5	472.7	499.0	524.5
401-402	Bldg, developing & general contracting - Constructeurs, promoteurs et entrep. généraux	120.9	133.9	158.0	144.1	114.6	108.6	102.3	101.4	97.1	96.8	100.2	105.8	115.3
401	Residential building & development - Promotion et construction de bâtiments résidentiels	80.3	89.2	105.4	95.5	74.5	75.4	72.0	68.4	66.3	65.3	68.8	72.2	75.3
402	Non-residential building & development - Promotion & constr. de bâtiments non résidentiels	40.6	44.7	52.6	48.7	40.2	33.3	30.3	33.0	30.9	31.4	31.4	33.6	40.0
411-412	Industrial & heavy (engineering) construction - Constr. lourde et industrielle (génie)	70.4	75.2	83.2	82.3	73.9	65.1	62.4	65.5	66.2	65.8	64.6	67.9	70.2
411	Industrial const. (other than buildings) - Constr. industrielle (autre que bâtiment)	14.2	16.6	16.7	17.5	13.8	12.0	13.9	17.2	18.8	15.1	14.8	15.8	15.8
412	Highway & heavy constr. - Constr. de routes et constr. lourde	56.2	58.6	66.5	64.8	60.2	53.1	48.6	48.3	47.5	50.8	49.8	52.1	54.4
421-429	Trade contracting - Entrepreneurs spécialisés	316.0	325.9	347.4	352.5	293.7	267.9	259.9	268.1	272.8	273.5	290.1	306.1	316.2
441-449	Services incidental to construction - Services relatifs à la construction	22.6	22.6	23.5	23.8	20.6	16.6	15.6	15.9	18.9	19.4	17.7	19.3	22.8
041-449	Goods producing industries - Branches productrices de biens	2,816.5	2,902.1	2,997.8	2,865.5	2,564.6	2,408.0	2,381.1	2,441.3	2,483.5	2,514.6	2,606.4	2,704.2	2,765.0
451-499	Transportation, storage, comm. & other utilities - Transp., entreposage, comm. et autres services publics	844.4	859.9	895.2	911.7	869.9	860.0	850.5	858.3	857.3	839.3	851.4	872.8	885.8
451-479	Transportation & storage - Transport et entreposage	476.5	484.2	504.7	512.4	472.3	464.9	464.2	467.0	463.7	459.3	476.0	488.4	501.4
451-459	Transportation - Transport	455.5	462.1	480.8	490.9	451.1	441.9	440.4	443.1	439.2	434.9	450.8	462.2	475.4
451	Air transport - Transport aérien	49.2	53.6	58.3	61.0	55.5	52.8	50.5	52.9	53.0	56.0	62.4	69.5	74.0
452	Services incidental to air transport - Services relatifs au transport aérien	8.1	7.6	7.6	7.2	6.3	5.6	5.8	8.2	7.9	5.4	7.8	8.7	10.1
453	Railway transport & related services - Transport et services ferroviaires	79.1	76.3	73.0	68.6	63.9	62.5	59.6	57.3	53.4	50.6	48.6	48.4	50.1
454	Water transport - Transport par eau	17.4	18.7	18.8	17.0	16.4	14.1	14.3	15.3	18.1	17.8	16.1	15.5	16.5
455	Services incidental to water transport - Services relatifs au transport par eau	13.4	12.9	13.5	13.1	12.2	10.9	12.4	13.7	13.9	11.7	10.6	10.6	11.4
456	Truck transport - Camionnage	139.4	142.7	150.8	144.9	127.3	127.2	127.7	131.4	135.8	140.7	151.1	153.1	152.9
457	Public passenger transit systems - Transport en commun	73.9	76.1	79.4	92.1	88.3	89.6	90.3	82.8	76.6	77.5	78.2	80.4	83.2

Table 1
Estimates of Employment, for All Employees, by Industry, Canada, Provinces and Territories.

Tableau 1
Estimations de l'emploi, pour l'ensemble des salariés, par industrie, Canada, provinces et territoires.

SIC 1980 CTI	Industry Industrie	EMPLOYMENT IN THOUSANDS - EMPLOI EN MILLIERS												
		1987	1988	1989	1990	1991	1992	1993	1994	1995	1996	1997	1998	1999
CANADA														
458-459	Transportation n.e.c. - Transport n.c.a.	75.1	74.3	79.4	87.2	81.2	79.1	79.7	81.4	80.5	75.1	75.9	76.0	77.2
461-461	Pipeline transport - Transport par pipelines	7.7	8.1	8.4	9.0	8.7	8.9	8.3	8.1	7.9	7.0	7.0	6.6	6.4
471-479	Storage & warehousing - Entreposage et emmagasinage	13.2	14.0	15.5	12.5	12.5	14.0	15.5	15.8	16.6	17.3	18.2	19.5	19.6
471	Grain elevators - Silos à grain	6.4	6.3	5.6	5.6	5.5	6.3	5.9	6.4	6.2	5.5	6.2	6.1	5.4
479	Other storage & warehousing - Autres entreposage et emmagasinage	6.8	7.6	9.9	6.9	7.0	7.7	9.6	9.3	10.4	11.8	12.0	13.4	14.1
481-499	Communication & other utilities - Communications et autres services publics	368.0	375.7	390.5	399.3	397.6	395.2	386.3	391.4	393.5	380.1	375.4	384.4	384.4
481-484	Communication - Communications	251.7	254.9	265.2	267.5	262.8	259.7	252.2	258.4	264.9	255.7	252.4	261.1	259.3
481	Telecommunication broadcasting - Diffusion des télécommunications	38.2	37.6	42.0	40.8	39.5	40.6	41.8	41.7	40.9	40.6	41.1	41.2	41.3
482	Telecommunication carriers - Transmission des télécommunications	111.8	112.6	121.9	124.3	122.4	119.1	105.6	108.8	113.7	101.7	100.7	103.0	102.4
483	Other telecommunication - Autres télécommunications	2.6	2.6	2.8	2.8	2.6	2.6	1.9	1.8	1.9	2.4	2.4	2.1	2.2
484	Postal & courier service - Services postaux et services de messagers	99.1	102.2	98.6	99.6	98.2	97.5	102.9	106.0	108.3	110.9	108.1	114.9	113.4
491-499	Other Utilities - Autres services publics	116.3	120.9	125.3	131.8	134.8	135.5	134.1	133.0	128.6	124.4	123.0	123.3	125.1
491	Electric power systems - Énergie électrique	83.8	86.6	88.8	94.6	97.6	98.4	95.0	90.8	87.7	83.6	81.1	79.4	80.2
492	Gas distribution systems - Distribution de gaz	12.8	12.8	13.5	14.2	14.8	15.3	15.9	15.8	16.0	16.4	16.5	16.0	16.1
493	Water systems - Distribution d'eau	8.5	8.4	8.5	8.8	8.9	8.7	8.7	8.7	7.9	7.2	6.8	6.7	7.6
499	Other utilities n.e.c. - Autres services publics n.c.a.	11.2	13.0	14.5	14.2	13.6	13.0	14.5	17.8	17.1	17.1	18.5	21.2	21.3
501-692 Trade - Commerce		1,935.9	1,990.3	2,053.7	2,155.5	2,005.8	1,934.5	1,952.1	1,960.9	2,034.0	2,047.8	2,124.4	2,153.6	2,201.3
501-599	Wholesale Trade - Commerce de gros	571.1	591.3	619.5	637.8	613.2	601.6	594.7	608.1	647.6	669.4	711.2	731.0	766.3
501-501	Farm products - Produits agricoles	15.6	14.5	16.3	19.2	17.6	15.6	10.9	11.1	11.1	12.7	12.7	12.3	14.4
511-511	Petroleum products - Produits pétroliers	23.0	25.2	25.2	27.9	26.3	26.2	27.8	26.1	25.1	26.7	28.4	28.1	29.2
521-524	Food, beverage, drug & tobacco - Produits alimentaires, boissons, médicaments et tabac	90.8	93.9	97.1	96.4	95.8	98.2	94.8	93.5	99.3	102.9	110.3	114.4	116.9
523-524	Drug & tobacco - Médicaments et tabac	12.4	12.4	11.9	14.0	14.6	19.0	19.0	20.0	22.7	24.5	29.9	30.2	32.0
521	Food - Produits alimentaires	74.1	76.8	80.4	77.9	75.9	74.0	70.6	68.2	70.8	73.4	74.8	77.8	76.1
522	Beverages - Boissons	4.3	4.6	4.7	4.5	5.3	5.2	5.2	5.3	5.8	5.0	5.6	6.3	8.7
531-532	Apparel & dry goods - Vêtements et mercerie	21.6	24.5	19.5	20.2	18.3	20.2	15.4	16.7	19.2	17.6	19.3	19.2	19.4
531	Apparel - Vêtements	14.2	17.0	13.4	13.5	13.5	15.8	12.5	13.0	15.7	13.8	14.7	13.9	14.0
532	Dry goods - Tissus et articles de mercerie	7.5	7.4	6.1	6.7	4.7	4.3	2.9	3.6	3.5	3.8	4.6	5.3	5.3
541-543	Household goods - Articles ménagers	21.7	18.9	22.5	18.6	16.7	20.5	19.0	19.2	16.6	18.2	19.7	20.7	20.8
541	Electr. & electronic household appl. & parts - App. ménagers élect. et électroniques et pièces	6.2	7.2	7.1	7.6	6.7	8.2	7.6	6.9	7.1	7.5	7.9	9.0	9.9
542	Household furniture - Meubles de maison	2.9	2.2	2.2	2.0	1.5	1.6	1.7	1.9	2.0	1.6	1.8	1.5	1.5
543	Household furnishings - Accessoires ménagers	12.6	9.6	13.3	9.0	8.5	10.7	9.7	10.4	7.5	9.2	10.0	10.2	9.4
551-552	Motor vehicles, parts & accessories - Véhicules auto., pièces et accessoires	61.0	58.6	65.1	60.9	59.1	55.7	57.7	57.2	64.2	64.9	67.8	68.4	69.6
551	Motor vehicles - Véhicules automobiles	23.9	21.6	23.9	21.7	21.3	17.5	18.0	16.6	19.6	20.3	23.5	25.2	26.3
552	Motor vehicles parts & accessories - Pièces et accessoires de véhicules automobiles	37.1	37.1	41.1	39.2	37.8	38.2	39.7	40.6	44.6	44.5	44.4	43.3	43.3
561-563	Metals, hardware, plumbing, heating & building materials - Métaux, quincaillerie, mat. de plomberie, de chauffage et de construction	101.9	107.8	113.7	114.6	100.3	100.5	97.8	103.2	110.2	108.8	116.4	117.7	123.8
561	Metal & metal products - Métaux et produits en métal	10.9	12.3	11.0	12.2	10.9	10.8	10.6	13.1	16.3	13.8	14.8	15.0	16.1
562	Hardware, plumbing, heating & air cond. equip supplies - Quincaillerie, mat. & fournitures de plomb. chauffage & climatisation	31.5	33.9	35.4	34.5	30.8	30.7	25.8	28.3	29.6	30.9	31.7	32.2	34.2
563	Lumber & building materials - Bois et matériaux de construction	59.5	61.7	67.3	67.9	58.6	59.0	61.4	61.8	64.4	64.2	69.9	70.6	73.6

Table 1
Estimates of Employment, for All Employees, by Industry, Canada, Provinces and Territories.

Tableau 1
Estimations de l'emploi, pour l'ensemble des salariés, par industrie, Canada, provinces et territoires.

SIC 1980 CTI	Industry Industrie	EMPLOYMENT IN THOUSANDS - EMPLOI EN MILLIERS												
		1987	1988	1989	1990	1991	1992	1993	1994	1995	1996	1997	1998	1999
CANADA														
571-579	Machinery, equipment & supplies - Machines, matériel et fournitures	179.3	182.9	188.6	204.7	205.7	182.7	182.6	190.2	205.1	213.9	224.8	233.9	246.0
571	Farm machinery, equipment & supplies - Machines, matériel et fournitures agricoles	25.9	18.7	20.7	21.9	21.1	16.5	19.3	18.8	19.7	19.5	20.6	20.5	21.6
572	Const., forest. & mining mach. equip. & suppl.- Mach., mat. & fourn. (const., forêts, mines)	12.8	13.7	14.2	15.4	15.2	13.0	13.7	14.9	16.4	16.7	18.9	20.7	19.4
573	Industrial machinery, equipment & supplies - Machines, matériel et fournitures industriels	28.9	29.9	31.2	35.0	34.6	26.7	27.5	30.1	32.5	33.0	35.2	37.5	41.8
574	Electrical & electronic mach. equip. & supplies - Machines, matér., fourn. électric. & électro.	55.6	60.6	59.6	62.5	67.3	69.8	66.5	64.9	75.6	83.2	87.2	88.8	95.1
579	Other machinery, equipment & supplies - Autres machines, matériel et fournitures	56.1	59.9	62.8	69.9	67.5	56.7	55.7	61.6	60.8	61.5	62.9	66.3	68.0
591-599	Other wholesale products - Autres produits divers, commerce de gros	56.2	65.0	71.5	75.3	73.4	82.0	88.7	91.0	96.7	103.7	111.7	116.3	126.4
601-692	Retail trade - Commerce de détail	1,364.8	1,399.1	1,434.2	1,517.7	1,392.6	1,332.9	1,357.4	1,352.7	1,386.4	1,378.4	1,413.1	1,422.6	1,435.1
601-603	Food, beverage and drug - Aliments, boissons et médicaments	401.7	420.4	428.9	468.3	427.8	401.8	439.3	454.1	474.0	468.6	474.7	481.7	488.5
601	Food stores - Magasins d'alimentation	320.8	333.5	334.0	363.7	313.7	297.6	329.1	342.1	354.5	353.8	359.6	365.8	374.2
602	Liquor, wine & beer stores - Magasins de spiritueux, vin et bière	25.6	25.5	25.8	25.7	24.4	24.1	22.9	22.2	25.1	24.2	23.3	23.9	22.5
603	Prescription drugs & patent medicine stores - Mag. de médicaments sur ordonnance & brevetés	55.3	61.4	69.1	78.9	89.7	80.1	87.4	89.7	94.3	90.7	91.9	92.0	91.8
611-615	Shoe, apparel, fabric & yarn - Chaussures, vêtements, tissus et filés	143.8	150.0	153.5	160.4	140.4	130.7	127.0	132.4	136.9	139.7	144.3	137.6	135.2
611	Shoe stores - Magasins de chaussures	18.8	21.4	19.4	21.1	20.6	20.2	17.6	18.6	19.7	16.8	17.3	16.4	13.9
612	Men's clothing stores - Magasins de vêtements pour hommes	21.5	21.0	21.1	22.0	20.2	15.7	15.7	15.4	13.5	12.8	14.3	13.4	13.5
613	Women's clothing stores - Magasins de vêtements pour dames	55.3	56.2	56.9	57.0	48.5	44.9	49.6	52.8	53.4	56.6	58.6	53.7	52.9
614	Clothing stores n.e.c. - Magasins de vêtements n.c.a.	40.9	43.9	48.4	51.7	44.3	43.4	37.5	37.3	41.9	45.1	45.8	45.9	47.4
615	Fabric & yarn stores - Magasins de tissus et de filés	7.2	7.5	7.7	8.6	6.8	6.6	6.6	8.3	8.5	8.5	8.2	8.2	7.5
621-623	Household furniture, appliances & furnishings - Meubles, appareils et accessoires de maison	89.0	86.6	90.0	88.8	87.6	74.5	76.7	77.0	74.9	73.3	76.4	80.0	82.9
621	Household furniture stores - Magasins de meubles de maison	33.0	34.1	32.5	31.6	31.8	24.8	26.1	25.9	24.7	23.4	24.2	25.9	27.9
622	Appliance, TV, radio & stereo stores - Magasins ménagers, tv, radio & appar. stéréo	26.3	24.3	30.6	30.0	28.1	27.9	32.7	33.0	33.0	33.0	34.0	34.4	34.6
623	Household furnishings stores - Magasins d'accessoires d'ameublement	29.8	28.2	26.8	27.2	27.6	21.8	17.9	18.0	17.3	16.9	18.2	19.7	20.3
631-639	Auto vehicles, parts & access., sales & serv. Véhicules autos, pièces & access., vente & serv.	321.6	330.1	348.0	367.7	316.5	316.5	313.1	304.4	307.9	307.0	314.1	320.2	322.4
631	Automobile dealers - Concessionnaires d'automobiles	90.5	87.3	101.5	110.5	103.2	101.5	104.5	101.2	108.0	109.6	114.1	117.9	117.4
632	Recreational vehicle dealers - Marchands de véhicules de loisir	16.3	16.2	16.9	17.7	12.4	11.9	11.0	10.2	10.3	10.2	10.7	11.2	11.7
633	Gasoline service stations - Stations-service	99.1	110.5	105.2	112.8	93.1	95.4	82.8	75.5	68.9	65.1	59.8	57.8	58.6
634	Automotive parts & accessories stores - Mag. de pièces et accessoires pour automobiles	41.6	39.3	40.8	46.6	42.0	40.4	42.0	40.4	40.7	41.7	46.1	48.9	49.3
635	Motor vehicle repair shops - Ateliers de réparation d'automobiles	65.4	66.7	74.0	70.5	57.8	58.9	65.2	67.3	69.7	69.6	71.8	71.8	70.0
639	Other motor vehicle services - Autres services pour automobiles	8.7	10.0	9.5	9.8	7.9	8.4	7.5	9.7	10.2	10.8	11.6	12.7	15.3
641-641	General merchandise stores - Magasins de marchandises diverses	220.0	217.5	220.9	217.9	226.7	210.5	191.7	183.1	184.0	180.8	185.1	182.9	179.2
651-692	Other retail n.e.c. - Autres commerces de détail n.c.a.	188.7	194.5	192.8	214.5	193.7	198.8	209.6	201.9	208.8	208.9	218.5	220.2	226.9

Table 1
Estimates of Employment, for All Employees, by Industry, Canada, Provinces and Territories.

Tableau 1
Estimations de l'emploi, pour l'ensemble des salariés, par industrie, Canada, provinces et territoires.

SIC 1980 CTI	Industry Industrie	EMPLOYMENT IN THOUSANDS - EMPLOI EN MILLIERS												
		1987	1988	1989	1990	1991	1992	1993	1994	1995	1996	1997	1998	1999
CANADA														
701-761	Finance, insurance & real estate - Finances, assur. & affaires immobilières	675.4	719.0	733.1	737.4	722.3	700.1	688.0	670.5	670.0	679.9	704.2	718.5	723.1
701-749	Finance & insurance - Intermédiaires financiers et assurances	481.2	511.5	520.3	521.6	515.9	508.3	500.8	488.9	487.5	491.3	507.8	518.0	526.5
701-709	Deposit accepting intermediaries - Intermédiaires financiers de dépôts	257.8	269.0	278.5	295.8	301.1	288.1	285.9	279.0	276.5	271.4	279.1	279.0	269.3
701-702	Banks - Banques	170.9	177.9	184.4	196.2	197.9	195.7	194.8	193.7	193.0	190.4	195.6	194.4	186.4
703	Trust Companies - Sociétés de fiducie	31.8	33.7	35.2	37.7	38.2	36.8	30.7	28.4	25.3	22.8	23.7	23.9	22.1
704	Deposit accepting mortgage companies - Soc. de prêt hypothécaire recevant des dépôts	1.0	0.7	2.5	2.0	0.7	0.6	0.5	0.2	0.2	0.3
705	Credit unions - Caisses d'épargne et de crédit	53.8	56.4	56.1	59.6	63.9	54.7	59.6	56.0	57.8	57.7	59.1	60.0	60.2
709	Other deposit accepting intermediaries - Autres intermédiaires de dépôts	0.3	0.3	0.3	0.3	0.3	0.3	0.3	0.7	0.2	0.2
711-712	Consumer & business financing intermediaries - Crédit à la consommation et aux entreprises	20.3	21.5	21.7	21.7	20.4	20.8	19.8	17.8	15.9	16.4	17.2	18.2	22.5
721-729	Investment intermediaries - Intermédiaires d'investissement	77.0	90.4	88.7	74.2	63.5	70.6	59.6	60.5	65.2	70.9	75.3	78.1	80.1
731-733	Insurance - Assurances	91.0	92.4	93.2	98.2	102.8	101.1	105.2	100.4	96.7	99.0	99.5	102.3	107.6
741-749	Other financial intermediaries - Autres intermédiaires financiers	35.1	38.2	38.2	31.7	28.1	27.7	30.3	31.0	33.4	33.6	36.8	40.4	47.1
751-761	Real estate operators & insurance agent - Services immobiliers & agences d'assurances	194.2	207.4	212.8	215.8	206.4	191.8	187.3	181.6	182.5	188.7	196.3	200.6	196.6
751-759	Real estate operators (exc'l developers) - Services immobiliers (sauf lotisseurs)	86.7	90.7	94.2	92.4	90.0	81.2	87.2	86.0	88.4	89.7	95.2	98.9	98.9
761-761	Insurance & real estate agent - Agences d'assur. et agences immobilières	107.4	116.7	118.6	123.4	116.4	110.6	100.1	95.6	94.1	99.0	101.1	101.7	97.6
771-779	Comm., business & pers. services - Services socio-culturels, comm. et pers.	3,687.5	3,818.3	4,005.5	4,098.3	3,980.7	3,930.2	3,993.8	4,064.9	4,185.8	4,256.5	4,366.6	4,480.9	4,552.3
771-779	Business services - Services aux entreprises	535.1	546.1	595.3	615.3	567.0	536.1	555.6	587.0	631.5	683.8	737.9	798.6	859.5
771	Employment agencies & personnel suppliers - Bureaux de placement et location de pers.	53.9	59.8	71.7	63.6	54.1	45.7	59.7	69.0	79.4	92.3	103.4	112.6	120.7
772	Computer & related services - Services informatiques et services connexes	42.4	44.9	51.0	52.7	48.6	55.2	55.1	62.5	68.9	82.7	95.0	112.5	137.6
773	Accounting & bookkeeping services - Serv. de comptabilité et tenue de livres	51.0	51.7	56.0	59.9	60.2	57.9	60.6	56.8	57.6	58.8	58.9	59.7	57.4
774	Advertising services - Services de publicité	37.5	37.5	43.2	39.5	30.2	29.2	26.0	24.3	31.2	37.0	42.3	45.5	44.9
775	Arch., eng. & other scientific & tech. serv. - Arch., ingénieurs et autres serv. scient. et tech.	87.6	90.7	99.8	111.0	111.9	93.8	95.3	105.9	114.9	127.2	141.9	153.1	152.9
776	Offices of lawyers & notaries - Études d'avocats et de notaires	61.4	63.5	64.9	63.0	59.8	54.2	57.4	60.0	54.1	57.9	56.1	57.3	55.2
777	Management consulting services - Bureaux de conseils en gestion	78.9	68.3	85.6	90.8	73.4	77.5	75.8	76.0	84.5	87.0	91.5	99.0	107.9
779	Other business services - Autres services aux entreprises	122.4	129.7	123.0	134.9	128.8	122.7	125.6	132.7	141.0	140.8	148.8	158.8	182.8
851-859	Educational & related services - Services d'enseignement et services annexes	816.6	842.9	868.4	892.9	910.8	921.2	936.2	937.1	937.3	935.2	923.5	930.9	926.5
851-853	Educational services - Services d'enseignement	778.3	803.1	828.7	849.9	870.8	882.2	897.2	894.7	891.9	890.6	880.7	888.4	882.6
851	Elementary & secondary education - Enseignement élémentaire et secondaire	499.1	517.7	537.8	551.1	564.1	571.9	584.8	587.0	585.1	592.1	584.4	590.7	587.4
852	Post-second. non-university education - Enseignement postsecondaire non univers.	104.2	105.8	108.8	112.5	116.9	118.0	120.3	117.1	117.5	110.4	110.0	111.8	112.3
853	University education - Enseignement universitaire	175.0	179.5	182.1	186.3	189.8	192.3	192.1	190.6	189.4	188.1	186.2	186.0	182.9

Table 1
Estimates of Employment, for All Employees, by Industry, Canada, Provinces and Territories.

Tableau 1
Estimations de l'emploi, pour l'ensemble des salariés, par industrie, Canada, provinces et territoires.

SIC 1980 CTI	Industry Industrie	EMPLOYMENT IN THOUSANDS - EMPLOI EN MILLIERS												
		1987	1988	1989	1990	1991	1992	1993	1994	1995	1996	1997	1998	1999
CANADA														
854-859	Libraries, museums & other educational serv. - Biblio., musées & autres serv. d'enseignement	38.3	39.8	39.7	43.0	40.0	38.9	39.0	42.4	45.3	44.6	42.8	42.5	43.9
854	Library services - Bibliothèques	21.0	21.3	21.6	23.3	22.5	21.0	20.6	20.6	20.1	17.4	15.8	16.3	16.2
855	Museums & archives - Musées et archives	8.7	8.9	8.8	9.8	9.9	8.4	8.6	9.9	10.4	10.3	10.7	10.5	10.9
859	Other educational services - Autres services d'enseignement	8.6	9.6	9.3	9.9	7.5	9.6	9.9	11.9	14.8	16.9	16.3	15.6	16.8
861-869	Health & social services - Services de soins de santé et services sociaux	1,031.6	1,086.2	1,115.0	1,151.3	1,159.1	1,157.9	1,161.6	1,169.0	1,212.4	1,199.4	1,207.7	1,214.5	1,216.1
861,862	Inst. health & soc. serv., in/out social services & 864 institutions - Établ. de santé & serv. soc. en/hors institution	815.8	849.9	865.2	885.1	889.8	881.7	887.4	891.6	914.1	890.9	880.6	881.6	882.9
861	Hospitals - Hôpitaux	530.2	550.0	558.6	573.0	578.8	576.3	568.9	558.5	546.8	534.6	519.8	515.1	511.1
862	Other institutional health & social services - Autres établ. de soins de santé & serv. sociaux	198.6	207.8	213.5	214.6	206.5	200.8	205.5	213.7	237.7	223.4	222.1	222.4	222.7
864	Non-institutional social services - Services sociaux hors institution	87.0	92.1	93.2	97.5	104.4	104.6	113.0	119.4	129.5	132.9	138.7	144.0	149.1
863 & 865-869	Other health & social services n.e.c. - Autres services de soins de santé et sociaux n.c.a.	215.8	236.3	249.7	266.1	269.3	276.1	274.2	277.4	298.3	308.5	327.0	332.9	333.2
863	Non-institutional health services - Services de soins de santé hors institution	19.8	21.8	25.7	31.8	31.5	28.6	31.9	44.0	51.5	57.3	76.7	80.5	81.7
865	Private practice of physicians, surgeons & dentist - Cabinets privés de médecins chirurgiens, dentistes	109.4	115.3	119.5	127.2	128.0	134.8	130.6	123.8	129.7	131.7	133.9	134.0	132.0
866	Offices of other health practitioners - Cabinets d'autres praticiens de la santé	16.1	19.8	21.6	23.8	26.7	27.4	25.1	27.2	35.1	35.4	39.3	40.4	40.7
867	Offices of social services practitioners - Cabinets de spécialistes en services sociaux	0.6	0.6	0.7	0.8	1.1	1.4	1.6	2.5	2.5	2.9	3.4	3.5	3.3
868	Medical & other health laboratories - Laboratoires médicaux et autre lab. de santé	19.0	22.5	23.2	22.5	23.5	23.4	25.6	24.0	21.8	21.2	19.8	19.2	19.5
869	Health & social service assn's & agencies - Assoc. & org. de santé et de services sociaux	50.9	56.4	59.1	60.1	58.5	60.5	59.3	55.9	57.6	60.0	54.0	55.2	56.1
911-922	Accommodation, food & beverage services - Hébergement et restauration	758.0	779.9	828.3	810.4	748.2	736.7	763.4	756.7	786.2	800.5	827.9	846.9	850.0
911-914	Accommodation services - Services d'hébergement	190.0	199.6	219.0	204.1	183.0	186.5	176.7	167.9	165.4	173.2	174.2	178.7	179.3
912-914	Other accommodation services n.e.c. - Autres services d'hébergement n.c.a.	16.4	15.1	29.4	14.4	22.3	34.4	28.9	13.1	14.5	14.8	14.1	16.4	17.8
911	Hotels, motels & tourist courts - Hôtels, motels et camps pour touristes	173.6	184.5	189.6	189.8	160.7	152.1	147.9	154.8	150.9	158.3	160.1	162.3	161.5
921-922	Food & beverage services - Services de la restauration	568.0	580.3	609.3	606.3	565.2	550.2	586.7	588.8	620.8	627.3	653.7	668.2	670.7
921	Food services - Services de restauration	506.0	516.6	541.6	540.6	512.0	505.9	550.3	553.4	581.2	587.4	611.6	623.9	623.7
922	Taverns, bars & night clubs - Tavernes, bars et boîtes de nuit	62.0	63.7	67.7	65.7	53.2	44.3	36.4	35.4	39.7	39.9	42.0	44.3	47.1
961-999	Miscellaneous services - Services divers	546.2	563.2	598.4	628.5	595.6	578.4	577.0	615.1	618.5	637.7	669.7	689.9	700.3
961-969	Amusement & recreational services - Services de divertissements et de loisirs	151.9	165.7	162.6	178.2	168.4	169.6	171.9	183.1	187.8	193.8	205.2	212.7	216.9
960	Other amusement & recreational services n.e.c. - Autres serv. de divertis. et de loisirs n.c.a.	70.4	80.0	78.6	84.6	80.5	82.8	85.6	88.5	93.1	95.1	100.9	101.9	103.9
961	Motion picture, audio & video prod. & distr. - Prod. & distr. films et mat. audiovisuel	13.9	11.7	13.5	19.0	16.8	14.9	14.7	15.5	15.1	17.9	19.7	22.3	23.8
962	Motion picture exhibition - Projection de films cinématographiques	11.3	11.7	10.9	10.4	9.2	8.6	9.5	9.6	10.1	9.6	10.8	11.0	10.7
965	Sports & recreation clubs & services - Clubs sportifs et services de loisir	47.7	52.9	47.0	54.8	53.4	52.5	52.2	57.4	56.6	57.5	60.4	63.8	64.5
971-979	Personal services (excl private households) - Services personnels (excl. ménages)	99.8	101.7	107.5	113.0	112.3	102.8	102.9	108.5	110.2	111.3	111.1	114.1	116.0
971	Barber & beauty shops - Salons de coiffure et salons de beauté	43.3	44.7	48.5	50.1	48.7	47.2	50.0	50.0	50.9	50.2	52.6	53.3	52.4

Table 1
Estimates of Employment, for All Employees, by Industry, Canada, Provinces and Territories.

Tableau 1
Estimations de l'emploi, pour l'ensemble des salariés, par industrie, Canada, provinces et territoires.

SIC 1980 CTI	Industry Industrie	EMPLOYMENT IN THOUSANDS - EMPLOI EN MILLIERS												
		1987	1988	1989	1990	1991	1992	1993	1994	1995	1996	1997	1998	1999
CANADA														
972	Laundries & cleaners - Serv. de blanchissage et de nettoyage à sec	23.0	23.1	24.0	30.1	33.2	27.7	25.5	28.9	28.6	28.8	29.7	31.7	31.9
973	Funeral services - Pompes funèbres	5.3	5.3	6.8	8.6	9.5	10.6	9.5	10.2	12.2	13.6	12.1	11.6	12.3
979	Other personal & household services - Autres services personnels et domestiques	28.2	28.6	28.2	24.1	20.8	17.3	17.9	19.4	18.5	18.6	16.7	17.4	19.4
982-986	Membership organizations - Associations	101.8	98.8	108.9	107.8	102.0	104.8	100.8	101.7	99.4	105.6	117.5	120.0	120.2
991-999	Other services - Autres services	192.8	197.0	219.4	229.6	213.0	201.2	201.5	221.9	221.1	227.0	235.9	243.1	247.2
990	Other services n.e.c. - Autres services n.c.a.	85.7	83.0	95.1	106.0	107.3	95.5	91.4	104.3	99.6	99.9	100.8	103.2	103.9
992	Automobile & truck rental & leasing services - Serv. de location d'automobiles et de camions	13.5	13.0	15.6	17.9	14.7	11.8	12.1	14.1	14.9	14.9	17.1	18.7	19.7
993	Photographers - Photographes	9.7	7.7	7.9	5.9	4.2	3.8	4.7	4.9	5.4	5.4	5.6	5.9	5.9
995	Services to buildings & dwellings - Serv. relatifs aux bâtiments et habitations	62.5	68.3	74.8	72.6	66.1	66.3	67.0	68.4	70.0	77.4	81.8	84.9	86.4
996	Travel services - Services de voyages	21.4	25.0	26.0	27.2	20.6	23.8	26.3	30.1	31.1	29.5	30.5	30.5	31.2
812-837 Public administration - Administration publique		697.9	711.1	721.2	732.8	750.0	749.7	735.0	728.6	713.9	693.6	674.3	669.6	676.8
812-817 Federal administration (excl the military) - Administration fédérale (sauf la défense)		256.9	257.8	259.9	264.1	272.7	272.1	266.1	264.7	252.1	242.3	223.9	220.2	221.1
822-827 Provincial administration - Administration provinciale		221.9	227.5	235.6	236.0	238.5	234.5	230.2	225.2	223.0	209.3	202.8	202.5	206.7
832-837 Local administration - Administration locale		219.1	225.8	225.8	232.7	238.8	243.2	238.6	238.8	238.9	242.0	247.6	247.0	249.0
451-484 Service producing industries - Branches 501-999 productrices de services		7,724.8	7,977.8	8,283.6	8,504.0	8,193.9	8,039.1	8,085.2	8,150.2	8,332.3	8,392.8	8,597.9	8,772.1	8,914.2
000-999 Industrial aggregate - Ensemble des industries		10,541.4	10,879.9	11,281.4	11,369.5	10,758.5	10,447.1	10,466.3	10,650.9	10,876.4	10,967.2	11,299.0	11,619.6	11,823.2
NEWFOUNDLAND TERRE-NEUVE														
041-051 Logging and forestry - Exploitation forestière et serv. forestiers		1.3	1.4	1.4	1.4	1.2	1.2	1.2	1.5	1.8	1.6	1.9	1.8	1.6
061-092 Mining (incl. milling), quarrying and oil wells Mines (y compris broyage), carrières et puits de pétrole		2.9	3.3	3.5	3.5	2.8	2.4	2.5	2.8	2.5	2.6	2.8	3.1	3.1
101-399 Manufacturing - Industries manufacturières		18.4	18.5	18.2	16.8	14.4	12.6	11.5	10.9	11.6	12.4	12.8	15.3	17.2
Non-durable goods - Biens non durables		15.8	15.7	14.8	13.5	11.8	9.9	9.3	8.0	8.8	10.0	10.3	12.1	13.8
Durable goods - Biens durables		2.6	2.8	3.4	3.2	2.6	2.7	2.3	2.8	2.8	2.4	2.5	3.1	3.5
101-109 Food - Aliments		11.7	11.3	10.3	9.3	7.9	6.1	5.5	4.0	4.4	5.6	5.7	7.9	9.1
102 Fish products - Transformation du poisson		10.9	10.5	9.4	8.5	7.1	5.1	4.3	2.8	3.5	4.6	4.7	6.9	8.0
401-449 Construction - Construction		6.2	7.5	8.9	8.4	6.9	6.8	8.0	9.3	9.0	8.6	5.2	5.1	5.4
401-402 Bldg, developing & general contracting - Constructeurs, promoteurs et entrep. généraux		2.5	2.9	3.6	3.6	2.3	2.5	2.8	3.1	1.8	2.9	..	1.5	1.4
402 Non-residential building & development - Promotion & constr. de bâtiments non résidentiels		0.3	0.4	0.5	0.5	0.4	0.5	0.9	1.3	0.3	1.4	0.2
411-412 Industrial & heavy (engineering) construction - Constr. lourde et industrielle (génie)		1.2	1.3	1.2	1.2	1.3	1.2	2.1	3.0	3.7	2.9	..	0.7	..
421-429 Trade contracting - Entrepreneurs spécialisés		2.4	3.2	3.9	3.5	3.1	3.0	3.0	3.1	3.3	2.7	2.6	2.9	3.2

Annual Estimates of Employment, Earnings and Hours, 1987-1999, Statistics Canada
 Estimations annuelles de l'Emploi, des gains et de la durée du travail, 1987-1999, Statistique Canada

Table 1
Estimates of Employment, for All Employees, by Industry, Canada, Provinces and Territories.

Tableau 1
Estimations de l'emploi, pour l'ensemble des salariés, par industrie, Canada, provinces et territoires.

SIC 1980 CTI	Industry Industrie	EMPLOYMENT IN THOUSANDS - EMPLOI EN MILLIERS												
		1987	1988	1989	1990	1991	1992	1993	1994	1995	1996	1997	1998	1999
NEWFOUNDLAND TERRE-NEUVE														
	041-449 Goods producing industries - Branches 491-499 productrices de biens	31.3	33.3	34.7	32.9	28.1	25.7	25.8	27.5	27.9	28.0	25.7	28.1	30.4
	451-499 Transportation, storage, comm. & other utilities - Transp., entreposage, comm. et autres services publics	12.8	13.2	14.0	14.5	13.8	13.7	13.3	13.7	13.8	13.6	13.4	13.8	14.0
	451-479 Transportation & storage - Transport et entreposage	5.9	6.1	6.9	7.2	6.5	6.6	6.2	6.0	6.2	5.4	5.1	5.4	5.4
	481-499 Communication & other utilities - Communications et autres services publics	6.9	7.1	7.1	7.3	7.3	7.1	7.1	7.7	7.5	8.2	8.3	8.4	8.6
	481-484 Communication - Communications	4.4	4.4	4.4	4.5	4.5	4.4	4.5	4.7	4.6	5.4	5.4	5.5	5.6
	491-499 Other Utilities - Autres services publics	2.5	2.7	2.8	2.8	2.8	2.7	2.6	3.0	2.9	2.8	2.9	2.9	3.0
	501-692 Trade - Commerce	24.6	26.6	29.1	31.7	29.2	27.6	26.7	29.7	30.3	29.3	28.8	30.6	32.2
	501-599 Wholesale Trade - Commerce de gros	6.6	7.3	7.2	7.0	6.0	5.7	6.0	6.4	6.2	6.5	6.5	7.0	8.2
	521-524 Food, beverage, drug & tobacco - Produits alimentaires, boissons, médicaments et tabac	2.5	2.9	2.7	2.6	2.3	2.1	2.1	2.0	1.8	2.1	2.2	2.4	3.1
	601-692 Retail trade - Commerce de détail	18.0	19.3	21.8	24.8	23.2	21.9	20.7	23.3	24.1	22.8	22.4	23.6	24.0
	601-603 Food, beverage and drug - Aliments, boissons et médicaments	7.0	7.2	8.1	9.6	9.0	8.2	8.0	8.4	9.6	8.2	7.6	7.7	7.9
	601 Food stores - Magasins d'alimentation	5.1	4.9	5.4	6.4	6.5	6.1	6.1	6.3	6.9	6.4	5.6	5.8	5.9
	611-615 Shoe, apparel, fabric & yarn - Chaussures, vêtements, tissus et filés	1.2	1.3	1.5	2.0	1.9	1.5	1.4	1.3	1.8	1.8	1.5	1.3	1.2
	631-639 Auto vehicles, parts & access., sales & serv. Véhicules autos, pièces & access., vente & serv.	4.6	4.7	5.7	6.1	5.1	5.2	4.9	6.3	5.6	6.2	7.0	8.3	7.9
	641-641 General merchandise stores - Magasins de marchandises diverses	3.3	3.7	3.8	4.1	4.2	4.2	3.7	4.5	4.2	3.9	3.6	3.3	3.8
	651-692 Other retail n.e.c. - Autres commerces de détail n.c.a.	1.5	1.9	2.0	2.6	2.2	2.1	2.1	2.0	2.3	2.1	1.9	1.9	2.0
	701-761 Finance, insurance & real estate - Finances, assur. & affaires immobilières	4.9	5.0	5.1	5.6	5.8	5.6	5.4	6.0	6.2	6.1	6.9	5.9	5.6
	701-749 Finance & insurance - Intermédiaires financiers et assurances	3.3	3.4	3.5	3.7	3.9	3.9	3.8	4.1	4.4	4.4	5.2	4.4	4.1
	701-709 Deposit accepting intermediaries - Intermédiaires financiers de dépôts	2.1	2.2	2.3	2.3	2.3	2.4	2.3	2.3	2.4	2.5	3.2	2.2	2.1
	701-702 Banks - Banques	1.8	1.9	2.0	2.0	2.0	2.0	2.0	2.0	2.1	2.2	2.2	..	2.0
	731-733 Insurance - Assurances	0.5	0.6	0.6	0.6	0.8	0.8	0.8	0.8	0.8	0.9	1.0	0.9	0.9
	751-759 Real estate operators (exc'l developers) - Services immobiliers (sauf lotisseurs)	1.0	0.9	0.9	0.9	0.9	0.7	0.8	0.9	0.9	0.9	0.9	0.8	0.8
	761-761 Insurance & real estate agent - Agences d'assur. et agences immobilières	0.7	0.7	0.7	1.1	1.0	1.0	0.7	0.9	0.9	0.8	0.8	0.7	0.7
	771-779 Comm., business & pers. services - Services 851-999 socio-culturels, comm. et pers.	48.3	50.9	53.6	54.7	52.8	53.1	54.0	54.4	55.0	55.4	56.3	57.3	55.9
	771-779 Business services - Services aux entreprises	3.7	4.7	5.1	5.3	4.4	4.1	4.6	4.3	4.6	5.4	4.7	4.9	5.6
	851-859 Educational & related services - Services d'enseignement et services annexes	16.6	17.2	17.4	17.4	16.6	16.3	16.8	16.2	15.7	15.0	15.1	15.3	15.3
	861-869 Health & social services - Services de soins de santé et services sociaux	17.7	17.2	18.0	18.3	18.9	19.8	19.3	19.7	20.3	20.2	20.5	20.5	18.7
	861 Hospitals - Hôpitaux	10.1	10.3	11.3	11.2	11.4	11.5	11.1	10.9	10.9	11.3	11.5	11.6	11.1

Table 1
Estimates of Employment, for All Employees, by Industry, Canada, Provinces and Territories.

Tableau 1
Estimations de l'emploi, pour l'ensemble des salariés, par industrie, Canada, provinces et territoires.

SIC 1980 CTI	Industry Industrie	EMPLOYMENT IN THOUSANDS - EMPLOI EN MILLIERS												
		1987	1988	1989	1990	1991	1992	1993	1994	1995	1996	1997	1998	1999
NEWFOUNDLAND TERRE-NEUVE														
911-922	Accommodation, food & beverage services - Hébergement et restauration	6.7	7.4	8.2	8.2	7.8	7.8	7.9	8.3	7.9	8.4	9.4	9.6	8.8
921-922	Food & beverage services - Services de la restauration	4.5	4.8	5.5	5.5	5.5	5.4	5.5	5.7	5.4	5.9	6.8	7.0	6.4
961-999	Miscellaneous services - Services divers	3.5	4.4	4.8	5.5	5.3	5.1	5.4	5.9	6.5	6.4	6.7	7.1	7.6
812-837	Public administration - Administration publique	17.2	17.6	18.8	19.1	19.4	18.3	17.2	16.6	16.7	16.1	15.6	16.1	16.3
812-817	Federal administration (exc'l the military) - Administration fédérale (sauf la défense)	6.9	7.0	7.0	7.4	7.5	7.5	7.6	7.3	7.0	6.6	5.7	5.5	5.4
822-827	Provincial administration - Administration provinciale	8.2	8.4	9.4	9.3	9.4	8.1	6.9	6.4	7.0	7.0	7.1	7.8	8.0
832-837	Local administration - Administration locale	2.1	2.3	2.4	2.4	2.5	2.6	2.6	2.8	2.7	2.6	2.7	2.8	2.9
451-484	Service producing industries - Branches productrices de services	105.4	110.6	117.8	122.9	118.2	115.6	113.9	117.4	119.0	117.8	118.1	120.8	120.9
000-999	Industrial aggregate - Ensemble des industries	136.7	143.9	152.5	155.8	146.3	141.3	139.8	145.9	147.8	146.8	144.9	150.6	153.3
PRINCE EDWARD ISLAND ILE-DU-PRINCE-ÉDOUARD														
101-399	Manufacturing - Industries manufacturières	3.3	3.5	3.7	3.6	3.4	3.8	3.5	3.5	4.0	4.8	5.6	6.0	5.6
	Non-durable goods - Biens non durables	2.5	2.7	2.9	2.8	2.6	2.8	2.6	2.8	3.2	3.4	3.8	4.1	3.5
	Durable goods - Biens durables	0.8	0.9	0.8	0.8	0.8	0.9	0.9	0.7	0.9	1.3	1.9	1.9	2.0
401-449	Construction - Construction	1.9	2.2	2.2	2.4	2.1	2.2	2.1	2.1	3.4	4.4	2.8	3.0	..
041-449	Goods producing industries - Branches productrices de biens	5.6	6.2	6.3	6.5	6.0	6.5	6.2	6.2	7.9	9.6	8.8	9.4	10.7
451-499	Transportation, storage, comm. & other utilities - Transp., entreposage, comm. et autres services publics	3.2	3.4	3.3	3.3	3.3	3.1	3.2	2.9	2.9	2.7	3.0	3.2	3.2
451-479	Transportation & storage - Transport et entreposage	2.1	2.2	2.1	2.1	2.0	1.9	2.0	1.8	1.9	1.7	2.0	2.2	2.3
481-499	Communication & other utilities - Communications et autres services publics	1.1	1.2	1.2	1.2	1.2	1.2	1.2	1.1	1.1	1.0	1.0	1.0	0.9
481-484	Communication - Communications	0.8	0.9	0.9	0.9	0.9	0.8	0.8	0.8	0.8	..	0.7	0.7	..
501-692	Trade - Commerce	6.8	6.9	7.0	7.4	7.1	6.8	7.2	7.2	7.8	7.9	7.8	7.4	7.6
501-599	Wholesale Trade - Commerce de gros	1.4	1.6	1.5	1.7	1.6	1.5	1.7	1.6	1.9	2.1	1.8	1.5	1.8
601-692	Retail trade - Commerce de détail	5.3	5.3	5.5	5.7	5.5	5.3	5.5	5.6	5.9	5.8	6.0	5.8	5.8
601-603	Food, beverage and drug - Aliments, boissons et médicaments	1.8	1.6	1.6	1.7	1.6	1.7	1.7	1.9	2.1	2.2	2.4	2.4	2.4
601	Food stores - Magasins d'alimentation	1.3	1.2	1.1	1.2	1.2	1.2	1.2	1.3	1.5	1.6	1.6	1.8	..
631-639	Auto vehicles, parts & access., sales & serv. - Véhicules autos, pièces & access., vente & serv.	1.6	1.6	1.8	1.6	1.3	1.3	1.6	1.4	1.5	1.5	1.4	1.3	1.4
641-641	General merchandise stores - Magasins de marchandises diverses	0.8	0.9	0.9	1.0	1.2	1.1	0.9	0.7	0.7	0.7	0.7	0.5	0.5

Table 1
Estimates of Employment, for All Employees, by Industry, Canada, Provinces and Territories.

Tableau 1
Estimations de l'emploi, pour l'ensemble des salariés, par industrie, Canada, provinces et territoires.

SIC 1980 CTI	Industry Industrie	EMPLOYMENT IN THOUSANDS - EMPLOI EN MILLIERS												
		1987	1988	1989	1990	1991	1992	1993	1994	1995	1996	1997	1998	1999
PRINCE EDWARD ISLAND ILE-DU-PRINCE-ÉDOUARD														
	701-761 Finance, insurance & real estate - Finances, assur. & affaires immobilières	1.6	1.7	1.6	1.7	1.5	1.9	2.0	1.9	1.9	1.7	2.1	1.9	1.8
	701-749 Finance & insurance - Intermédiaires financiers et assurances	1.2	1.2	1.2	1.2	1.0	1.3	1.3	1.4	1.4	1.3	1.8	1.5	1.5
	701-709 Deposit accepting intermediaries - Intermédiaires financiers de dépôts	0.8	0.8	0.8	0.8	0.7	0.9	1.0	1.0	1.0	0.8	0.8	0.7	0.7
	751-761 Real estate operators & insurance agent - Services immobiliers & agences d'assurances	0.4	0.4	0.4	0.5	0.4	0.5	0.6	0.5	0.5	0.4	0.3	0.3	0.4
	771-779 Comm., business & pers. services - Services socio-culturels, comm. et pers.	13.2	14.0	14.4	15.3	15.2	15.3	15.4	15.9	17.3	18.5	18.5	20.1	21.8
	851-859 Educational & related services - Services d'enseignement et services annexes	3.3	3.5	3.8	3.9	3.9	3.9	4.0	3.9	4.2	4.6	4.4	4.4	4.3
	851 Elementary & secondary education - Enseignement élémentaire et secondaire	2.0	2.2	2.4	2.5	2.4	2.4	2.5	2.4	..	3.0
	861-869 Health & social services - Services de soins de santé et services sociaux	4.3	4.6	4.8	5.1	5.2	5.3	5.3	4.7	4.7	5.3	5.7	6.0	6.5
	812-837 Public administration - Administration publique	5.1	5.1	5.2	5.4	5.6	5.5	5.4	5.7	5.7	5.7	5.5	5.6	5.8
	812-817 Federal administration (exc'l the military) - Administration fédérale (sauf la défense)	2.5	2.5	2.4	2.4	2.4	2.3	2.4	3.0	2.7	2.6	2.8	2.5	2.4
	822-827 Provincial administration - Administration provinciale	2.2	2.3	2.3	2.6	2.8	2.9	2.6	2.3	2.5	2.6	2.2	2.5	2.9
	451-484 Service producing industries - Branches 501-999 productrices de services	29.5	30.7	31.1	32.8	32.2	32.2	32.8	33.4	35.3	36.3	36.7	37.9	40.0
	000-999 Industrial aggregate - Ensemble des industries	35.2	36.9	37.4	39.4	38.2	38.6	38.9	39.7	43.4	46.2	45.9	47.7	50.9
NOVA SCOTIA NOUVELLE-ÉCOSSE														
	041-051 Logging and forestry - Exploitation forestière et serv. forestiers	2.2	2.3	2.3	2.4	1.8	1.7	2.0	2.5	2.4	2.2	2.4	2.1	2.1
	061-092 Mining (incl. milling), quarrying and oil wells - Mines (y compris broyage), carrières et puits de pétrole	5.0	4.9	3.9	4.2	4.2	3.6	3.4	3.7	3.5	2.8	3.1	2.6	2.6
	061-063 Mining - Mines	3.8	3.7	3.0	3.4	3.4	2.7	2.5	2.7	2.4	..	2.5
	063 Coal mines - Mines de charbon	3.0	2.9	2.1	2.4	2.4	2.0	1.9	1.8	1.8
	101-399 Manufacturing - Industries manufacturières	38.5	40.6	40.4	39.2	36.2	36.5	33.6	35.3	36.8	37.3	36.9	39.3	40.0
	Non-durable goods - Biens non durables	26.3	26.7	26.5	26.4	24.4	24.8	22.8	23.0	22.9	24.6	23.9	24.7	25.8
	Durable goods - Biens durables	12.1	13.9	13.9	12.7	11.8	11.7	10.8	12.3	13.9	12.7	13.0	14.6	14.3
	101-109 Food - Aliments	9.4	9.5	8.9	9.1	10.4	10.8	8.8	9.0	9.0	9.9	9.4	9.4	9.5
	271-279 Paper & allied products - Papier et produits connexes	2.8	2.8	3.0	3.1	2.9	2.7	2.9	3.0	2.9	2.9	3.0	2.9	3.1
	281-284 Printing, publishing & allied ind.- Imprimerie, édition et industries connexes	2.0	2.0	2.2	2.6	2.4	2.4	2.5	2.6	2.4	2.5	2.7	3.7	4.6

Table 1
Estimates of Employment, for All Employees, by Industry, Canada, Provinces and Territories.

Tableau 1
Estimations de l'emploi, pour l'ensemble des salariés, par industrie, Canada, provinces et territoires.

SIC 1980 CTI	Industry Industrie	EMPLOYMENT IN THOUSANDS - EMPLOI EN MILLIERS												
		1987	1988	1989	1990	1991	1992	1993	1994	1995	1996	1997	1998	1999
NOVA SCOTIA NOUVELLE-ÉCOSSE														
284	Combined publishing & printing - Impression et édition combinées	1.1	1.2	1.4	1.5	1.4	1.4	1.5	1.7	1.4	1.1	1.5	2.5	3.5
321-329	Transportation equipment - Matériel de transport	3.4	4.1	3.7	3.5	4.0	4.0	3.5	3.2	4.6	3.9	4.4	4.4	3.6
401-449 Construction - Construction		14.6	15.6	18.6	18.5	15.4	13.0	13.3	12.7	12.8	13.3	14.0	14.6	16.2
401-402	Bldg, developing & general contracting - Constructeurs, promoteurs et entrep. généraux	3.3	3.6	5.0	4.0	3.6	3.0	2.8	3.0	3.0	3.3	3.4	3.7	4.2
401	Residential building & development - Promotion et construction de bâtiments résidentiels	2.4	2.6	3.6	2.9	2.5	2.2	2.0	2.3	2.2	2.4	2.4	2.5	2.5
411-412	Industrial & heavy (engineering) construction - Constr. lourde et industrielle (génie)	1.8	2.2	2.3	2.1	2.3	2.1	2.2	1.6	1.6	1.3	1.6	1.8	1.8
421-429	Trade contracting - Entrepreneurs spécialisés	9.0	9.2	10.5	11.5	8.6	7.1	7.6	7.6	7.6	8.0	8.5	8.4	9.2
441-449	Services incidental to construction - Services relatifs à la construction	0.6	0.6	0.8	0.8	1.0	0.7	0.7	0.6	0.6	0.7	0.5	0.7	1.0
041-449 Goods producing industries - Branches 491-499 productrices de biens		62.9	66.1	68.0	67.3	60.5	57.5	54.9	56.9	58.4	58.6	59.3	61.3	63.7
451-499 Transportation, storage, comm. & other utilities - Transp., entreposage, comm. et autres services publics		24.6	23.8	24.7	25.3	23.3	22.9	22.7	23.0	22.0	22.7	24.5	24.7	24.8
451-479	Transportation & storage - Transport et entreposage	13.7	12.9	13.3	13.2	11.6	11.5	11.4	11.7	10.8	10.9	11.7	11.7	11.7
451-459	Transportation - Transport	13.7	12.8	13.2	13.1	11.5	11.4	11.3	11.6	11.6	11.5	11.6
481-499	Communication & other utilities - Communications et autres services publics	10.8	10.9	11.4	12.2	11.6	11.4	11.3	11.3	11.2	11.8	12.8	13.1	13.1
481-484	Communication - Communications	8.2	8.2	8.6	9.1	8.7	8.7	8.6	8.5	8.2	8.8	9.9	10.4	10.3
491-499	Other Utilities - Autres services publics	2.7	2.7	2.8	3.1	2.9	2.7	2.7	2.8	3.0	2.9	2.9	2.7	2.7
491	Electric power systems - Énergie électrique	2.3	2.3	2.4	2.6	2.4	2.3	2.1	2.1
501-692 Trade - Commerce		48.2	50.6	57.2	60.6	56.9	53.9	58.0	58.0	60.7	58.6	62.2	64.9	68.2
501-599	Wholesale Trade - Commerce de gros	11.5	12.0	13.2	13.4	12.6	12.6	13.1	14.3	15.2	15.2	15.4	17.0	17.9
521-524	Food, beverage, drug & tobacco - Produits alimentaires, boissons, médicaments et tabac	3.0	3.1	2.7	2.6	2.4	2.6	3.0	4.2	4.3	4.3	4.0	4.7	4.6
521	Food - Produits alimentaires	2.8	2.8	2.5	2.3	2.1	2.2	2.6	3.7	3.8	4.0	3.7	4.2	4.0
571-579	Machinery, equipment & supplies - Machines, matériel et fournitures	3.2	3.3	3.5	4.0	4.0	3.8	3.7	4.0	4.4	3.7	3.7	3.8	4.6
579	Other machinery, equipment & supplies - Autres machines, matériel et fournitures	1.3	1.3	1.4	1.5	1.7	1.7	1.4	1.7	1.8	1.6	1.5	1.6	1.9
601-692	Retail trade - Commerce de détail	36.7	38.6	44.0	47.2	44.2	41.3	44.8	43.6	45.5	43.4	46.8	47.9	50.3
601-603	Food, beverage and drug - Aliments, boissons et médicaments	8.9	10.0	10.7	13.3	13.6	11.5	16.3	15.2	16.2	15.3	17.7	17.5	18.7
601	Food stores - Magasins d'alimentation	6.8	7.7	8.1	9.4	8.8	7.7	11.9	10.4	10.5	9.8	12.5	12.6	14.2
611-615	Shoe, apparel, fabric & yarn - Chaussures, vêtements, tissus et filés	2.8	3.1	2.9	2.8	3.4	3.2	2.7	3.0	3.3	3.5	3.9	3.5	3.4
631-639	Auto vehicles, parts & access., sales & serv. - Véhicules autos, pièces & access., vente & serv.	10.0	11.3	13.3	13.3	11.4	11.6	11.1	11.2	10.9	10.0	10.2	11.1	12.3
641-641	General merchandise stores - Magasins de marchandises diverses	8.9	8.3	8.7	9.1	9.3	8.3	7.7	7.5	7.6	7.4	7.3	7.5	7.1
651-692	Other retail n.e.c. - Autres commerces de détail n.c.a.	4.7	4.2	5.9	6.7	5.0	5.1	5.7	4.8	5.5	5.7	6.3	6.8	6.9
701-761 Finance, insurance & real estate - Finances, assur. & affaires immobilières		13.4	14.4	15.4	15.9	15.5	15.3	15.8	15.7	16.2	16.7	17.0	17.8	18.3

Table 1
Estimates of Employment, for All Employees, by Industry, Canada, Provinces and Territories.

Tableau 1
Estimations de l'emploi, pour l'ensemble des salariés, par industrie, Canada, provinces et territoires.

SIC 1980 CTI	Industry Industrie	EMPLOYMENT IN THOUSANDS - EMPLOI EN MILLIERS												
		1987	1988	1989	1990	1991	1992	1993	1994	1995	1996	1997	1998	1999
NOVA SCOTIA NOUVELLE-ÉCOSSE														
701-749	Finance & insurance - Intermédiaires financiers et assurances	10.0	10.5	11.0	11.4	11.3	10.9	11.3	10.9	11.1	11.6	11.8	12.0	12.3
701-709	Deposit accepting intermediaries - Intermédiaires financiers de dépôts	6.3	6.6	6.8	7.0	7.0	6.9	6.9	6.6	6.9	7.3	7.2	7.2	7.1
701-702	Banks - Banques	5.0	5.2	5.4	5.5	5.5	5.3	5.7	5.6	6.0	6.4	6.3	6.2	6.1
731-733	Insurance - Assurances	1.9	2.0	2.1	2.1	2.4	2.4	2.5	2.2	2.1	2.2	2.0	2.0	2.3
751-759	Real estate operators (exc'l developers) - Services immobiliers (sauf lotisseurs)	1.2	1.3	1.8	2.0	1.7	1.7	2.0	2.3	2.5	2.6	2.7	3.3	3.7
761-761	Insurance & real estate agent - Agences d'assur. et agences immobilières	2.2	2.6	2.7	2.5	2.4	2.7	2.5	2.6	2.6	2.5	2.5	2.5	2.2
771-779	Comm., business & pers. services - Services socio-culturels, comm. et pers.	98.2	103.4	110.6	110.6	110.0	109.8	110.6	114.6	117.4	121.6	126.7	126.8	129.0
771-779	Business services - Services aux entreprises	6.6	7.4	9.8	8.9	9.4	9.9	10.3	10.7	11.2	13.4	14.6	15.1	15.7
851-859	Educational & related services - Services d'enseignement et services annexes	28.4	29.9	30.9	30.2	29.9	30.1	30.0	29.7	29.8	29.8	30.4	29.4	28.4
851	Elementary & secondary education - Enseignement élémentaire et secondaire	17.5	17.8	18.3	18.1	17.9	17.6	17.8	17.5	17.2	16.9	17.7	17.7	17.7
852	Post-second. non-university education - Enseignement postsecondaire non univers.	1.7	1.8	1.7	1.7	1.8	1.8	1.8	1.4	1.4	1.5	1.4	1.3	1.2
853	University education - Enseignement universitaire	8.2	9.1	9.6	9.1	9.0	9.4	9.2	9.4	9.5	9.7	9.7	8.7	7.7
854	Library services - Bibliothèques	0.7	0.7	0.8	0.8	0.8	0.7	0.7	0.7	0.7	0.6	0.6	0.5	0.5
861-869	Health & social services - Services de soins de santé et services sociaux	31.4	33.6	34.9	37.2	39.0	39.0	39.3	38.4	39.3	39.8	39.9	40.7	41.6
861	Hospitals - Hôpitaux	20.2	21.7	21.9	22.7	22.3	22.4	22.3	20.7	19.0	18.8	18.5	19.1	19.9
911-922	Accommodation, food & beverage services - Hébergement et restauration	17.2	18.1	19.9	19.9	18.5	16.3	17.0	19.5	22.6	23.2	24.9	24.8	25.1
921-922	Food & beverage services - Services de la restauration	13.1	14.1	15.6	15.0	13.5	11.6	12.9	15.2	17.7	18.3	18.9	18.6	18.6
921	Food services - Services de restauration	11.3	12.2	13.5	13.0	12.2	10.7	11.7	13.8	15.9	16.5	17.0	16.9	16.9
961-999	Miscellaneous services - Services divers	14.6	14.4	15.2	14.3	13.2	14.6	14.0	16.3	14.5	15.5	16.9	16.9	18.2
812-837	Public administration - Administration publique	29.0	29.5	30.0	31.1	30.8	29.3	29.8	29.1	29.4	28.5	26.7	26.4	27.1
812-817	Federal administration (exc'l the military) - Administration fédérale (sauf la défense)	15.6	15.4	15.4	15.4	15.4	15.2	15.4	14.4	13.7	13.1	11.9	11.0	11.1
822-827	Provincial administration - Administration provinciale	9.0	9.5	9.4	10.1	9.8	8.9	8.9	9.0	9.4	9.3	9.1	9.3	9.7
832-837	Local administration - Administration locale	4.4	4.6	5.2	5.6	5.5	5.2	5.5	5.7	6.2	6.2	5.7	6.1	6.3
451-484	Service producing industries - Branches productrices de services	210.8	219.1	235.1	240.3	233.4	228.6	234.2	237.6	242.6	245.2	254.3	257.9	264.6
000-999	Industrial aggregate - Ensemble des industries	273.7	285.2	303.1	307.7	293.9	286.1	289.1	295.9	302.2	305.1	314.9	321.7	329.9
NEW BRUNSWICK NOUVEAU-BRUNSWICK														
041-051	Logging and forestry - Exploitation forestière et serv. forestiers	4.2	5.0	5.0	4.1	5.0	4.2	4.4	3.6	4.8	4.7	4.9	4.0	3.5

Table 1
Estimates of Employment, for All Employees, by Industry, Canada, Provinces and Territories.

Tableau 1
Estimations de l'emploi, pour l'ensemble des salariés, par industrie, Canada, provinces et territoires.

SIC 1980 CTI	Industry Industrie	EMPLOYMENT IN THOUSANDS - EMPLOI EN MILLIERS												
		1987	1988	1989	1990	1991	1992	1993	1994	1995	1996	1997	1998	1999
NEW BRUNSWICK NOUVEAU-BRUNSWICK														
041	Logging - Exploitation forestière	3.6	4.4	4.7	3.8	4.7	3.8	3.9	3.2	3.9	3.6	3.8	3.5	3.1
061-092	Mining (incl. milling), quarrying and oil wells Mines (y compris broyage), carrières et puits de pétrole	3.3	3.3	3.3	2.7	2.7	2.8	2.6	2.6	3.1	3.2	3.2	3.1	3.4
101-399	Manufacturing - Industries manufacturières	35.4	38.1	38.0	36.4	33.8	33.6	31.9	31.2	31.7	30.6	32.0	34.8	37.3
	Non-durable goods - Biens non durables	22.8	23.7	23.0	22.2	21.2	21.5	19.4	19.6	19.1	18.9	20.4	20.9	21.2
	Durable goods - Biens durables	12.6	14.4	15.0	14.3	12.6	12.2	12.4	11.6	12.6	11.7	11.6	14.0	16.1
101-109	Food - Aliments	10.1	10.8	10.2	9.6	9.3	9.4	8.7	9.1	8.7	8.5	9.4	9.6	9.6
251-259	Wood - Bois	4.7	4.9	4.6	4.7	3.6	3.4	4.0	4.1	4.2	4.5	4.9	6.0	6.3
251	Sawmill, planing mill & shingle mill products - Scieries, ateliers de rabotage et usines de bardeaux	2.9	3.0	2.4	2.6	2.0	1.9	2.4	2.5	2.8	3.0	3.4	4.2	4.3
271-279	Paper & allied products - Papier et produits connexes	5.8	5.9	6.2	5.6	5.6	5.3	4.8	5.2	5.1	5.1	5.1	4.9	4.9
271	Pulp & paper - Pâtes et papiers	5.3	5.3	5.8	5.1	5.2	4.9	4.4	4.6	4.4	4.4	4.3	4.0	4.1
281-284	Printing, publishing & allied ind. - Imprimerie, édition et industries connexes	1.7	1.8	1.8	2.1	2.0	2.2	2.4	1.9	2.1	1.8	2.0	2.0	1.8
401-449	Construction - Construction	10.6	12.7	15.4	15.5	14.3	13.0	12.6	12.4	12.0	12.6	11.9	12.2	13.9
401-402	Bldg, developing & general contracting - Constructeurs, promoteurs et entrep. généraux	2.4	2.6	3.4	3.8	3.6	2.9	3.0	2.9	2.7	2.6	2.4	2.4	2.5
401	Residential building & development - Promotion et construction de bâtiments résidentiels	1.8	2.0	2.6	2.9	2.8	2.3	2.5	2.2	2.1	2.0	1.9	2.1	2.2
411-412	Industrial & heavy (engineering) construction - Constr. lourde et industrielle (génie)	1.7	1.9	2.3	2.2	2.3	1.8	1.9	2.2	1.4	2.2	2.1	2.3	3.1
421-429	Trade contracting - Entrepreneurs spécialisés	6.3	8.0	9.5	9.4	8.3	8.1	7.4	7.0	7.5	7.4	7.1	7.1	7.9
041-449	Goods producing industries - Branches productrices de biens	57.2	62.7	65.4	62.6	59.9	57.8	55.6	53.5	55.2	54.6	55.7	57.5	61.5
451-499	Transportation, storage, comm. & other utilities - Transp., entreposage, comm. et autres services publics	22.7	21.7	22.4	22.5	21.0	21.7	22.1	21.6	22.3	23.5	22.1	22.3	22.4
451-479	Transportation & storage - Transport et entreposage	14.1	12.9	13.5	12.9	11.3	11.6	12.3	11.9	12.8	13.9	12.6	13.1	13.4
451-459	Transportation - Transport	13.9	12.8	13.3	12.7	11.1	11.4	12.0	11.5	12.1	13.5	12.3	12.7	13.0
481-499	Communication & other utilities - Communications et autres services publics	8.6	8.8	9.0	9.6	9.6	10.1	9.8	9.7	9.5	9.6	9.5	9.2	9.0
481-484	Communication - Communications	5.0	5.2	5.2	5.6	5.6	6.0	5.6	6.1	5.9	6.1	5.8	5.9	5.6
491-499	Other Utilities - Autres services publics	3.6	3.6	3.8	3.9	4.0	4.1	4.1	3.7	3.6	3.5	3.7	3.3	3.4
491	Electric power systems - Énergie électrique	3.0	3.0	3.2	3.6	3.7	3.7	3.4	3.3	3.2	3.1	3.1	2.9	2.8
501-692	Trade - Commerce	39.1	40.4	42.9	45.5	45.8	41.5	42.4	46.4	47.6	48.1	48.9	50.0	51.5
501-599	Wholesale Trade - Commerce de gros	10.4	11.1	11.6	12.7	12.7	11.6	11.9	11.5	12.7	13.1	14.0	14.8	14.7
601-692	Retail trade - Commerce de détail	28.7	29.3	31.3	32.8	33.1	29.9	30.5	34.9	34.9	35.0	34.9	35.2	36.8
601-603	Food, beverage and drug - Aliments, boissons et médicaments	9.8	10.7	11.0	10.9	11.0	10.3	11.2	12.9	12.8	12.7	13.2	13.7	14.7
601	Food stores - Magasins d'alimentation	6.8	7.7	7.9	7.5	8.0	7.7	8.2	10.1	9.8	9.7	10.2	10.7	11.5
631-639	Auto vehicles, parts & access., sales & serv. - Véhicules autos, pièces & access., vente & serv.	5.6	6.1	7.1	8.0	7.5	7.4	7.6	9.2	9.6	9.2	8.9	9.4	10.0

Table 1
Estimates of Employment, for All Employees, by Industry, Canada, Provinces and Territories.

Tableau 1
Estimations de l'emploi, pour l'ensemble des salariés, par industrie, Canada, provinces et territoires.

SIC 1980 CTI	Industry Industrie	EMPLOYMENT IN THOUSANDS - EMPLOI EN MILLIERS												
		1987	1988	1989	1990	1991	1992	1993	1994	1995	1996	1997	1998	1999
NEW BRUNSWICK NOUVEAU-BRUNSWICK														
641-641	General merchandise stores - Magasins de marchandises diverses	5.4	4.8	5.3	5.4	6.3	5.2	5.0	5.5	5.6	5.6	4.9	4.5	4.3
701-761	Finance, insurance & real estate - Finances, assur. & affaires immobilières	10.3	9.7	10.0	10.2	10.3	10.0	9.8	9.6	10.0	10.1	12.3	13.4	13.0
701-749	Finance & insurance - Intermédiaires financiers et assurances	6.6	6.4	6.6	6.9	6.9	6.6	6.7	6.2	6.5	6.7	8.6	9.8	9.6
701-709	Deposit accepting intermediaries - Intermédiaires financiers de dépôts	4.2	4.0	4.1	4.3	4.3	4.5	4.5	3.9	4.0	4.2	5.6	6.6	6.3
731-733	Insurance - Assurances	1.1	1.0	1.2	1.2	1.3	1.2	1.2	1.3	1.3	1.4	1.5	1.6	1.7
741-749	Other financial intermediaries - Autres intermédiaires financiers	0.2	0.2	0.2	0.1	0.1	0.1	0.4	0.3	0.3	0.3	0.4	0.3	0.2
751-759	Real estate operators (exc'l developers) - Services immobiliers (sauf lotisseurs)	1.4	1.2	1.4	1.2	1.3	1.7	1.1	1.1	1.1	1.1	1.2	1.1	1.2
761-761	Insurance & real estate agent - Agences d'assur. et agences immobilières	2.3	2.2	2.0	2.1	2.1	1.7	1.9	2.2	2.4	2.3	2.6	2.5	2.2
771-779	Comm., business & pers. services - Services socio-culturels, comm. et pers.	76.1	79.7	83.7	87.6	85.8	85.5	88.0	88.9	89.7	91.1	95.0	96.7	96.7
771-779	Business services - Services aux entreprises	5.5	5.2	5.9	7.1	7.4	7.5	8.0	8.3	9.0	10.4	11.8	13.3	15.0
851-859	Educational & related services - Services d'enseignement et services annexes	18.3	19.1	19.9	21.1	22.1	22.1	22.7	22.1	20.9	21.4	21.9	21.8	21.0
851	Elementary & secondary education - Enseignement élémentaire et secondaire	12.4	12.8	13.3	14.1	14.0	14.0	14.5	14.8	14.1	14.3	14.3	14.5	..
861-869	Health & social services - Services de soins de santé et services sociaux	27.7	29.4	30.8	32.2	30.2	30.8	31.9	30.9	30.6	30.9	32.5	33.8	34.0
861	Hospitals - Hôpitaux	15.7	15.6	16.1	16.1	15.7	16.2	15.7	15.6	15.9	15.3	15.5	15.7	15.9
911-922	Accommodation, food & beverage services - Hébergement et restauration	16.3	16.1	17.2	16.2	16.0	15.7	16.1	17.0	18.4	17.7	16.8	16.3	15.6
921-922	Food & beverage services - Services de la restauration	12.9	13.0	13.7	12.8	12.7	11.9	12.6	13.5	13.9	13.6	12.5	12.3	11.5
921	Food services - Services de restauration	12.2	12.2	12.9	12.1	11.8	11.1	11.6	12.7	13.1	12.7	11.6	11.4	10.7
961-999	Miscellaneous services - Services divers	8.3	9.8	10.0	10.9	10.2	9.3	9.3	10.7	10.8	10.8	12.1	11.5	11.0
812-837	Public administration - Administration publique	21.8	21.1	22.4	22.9	23.5	22.3	22.7	21.6	22.9	23.3	20.8	21.2	22.5
812-817	Federal administration (exc'l the military) - Administration fédérale (sauf la défense)	8.7	8.7	8.7	8.9	8.9	9.0	8.8	8.7	8.8	8.4	7.1	7.2	7.5
822-827	Provincial administration - Administration provinciale	9.1	8.5	9.4	9.5	10.0	9.0	9.5	8.5	9.6	9.6	8.3	8.2	9.0
832-837	Local administration - Administration locale	4.0	3.9	4.3	4.6	4.6	4.4	4.4	4.5	4.5	5.3	5.4	5.8	6.0
451-484	Service producing industries - Branches 501-999 productrices de services	166.4	169.1	177.8	184.9	182.4	176.8	180.9	184.5	188.9	192.5	195.3	200.2	202.7
000-999	Industrial aggregate - Ensemble des industries	223.6	231.8	243.2	247.5	242.3	234.6	236.5	239.0	244.9	248.3	253.1	260.6	266.7
QUÉBEC														
041-051	Logging and forestry - Exploitation forestière et serv. forestiers	17.1	16.2	17.2	15.2	14.0	14.3	15.6	15.6	15.7	15.0	16.4	17.8	16.0

Annual Estimates of Employment, Earnings and Hours, 1987-1999, Statistics Canada
 Estimations annuelles de l'Emploi, des gains et de la durée du travail, 1987-1999, Statistique Canada

Table 1
Estimates of Employment, for All Employees, by Industry, Canada, Provinces and Territories.

Tableau 1
Estimations de l'emploi, pour l'ensemble des salariés, par industrie, Canada, provinces et territoires.

SIC	Industry	EMPLOYMENT IN THOUSANDS - EMPLOI EN MILLIERS												
		1987	1988	1989	1990	1991	1992	1993	1994	1995	1996	1997	1998	1999
1980														
CTI	Industrie													
QUÉBEC														
061-092	Mining (incl. milling), quarrying and oil wells Mines (y compris broyage), carrières et puits de pétrole	17.2	17.3	17.1	17.5	16.1	14.8	13.2	14.7	14.0	13.3	15.5	15.1	14.9
061-063	Mining - Mines	12.6	12.6	12.9	12.5	11.5	11.1	10.2	10.5	9.9	10.3	12.0	11.4	11.0
061	Metal mines - Mines de métaux	9.4	9.7	9.7	9.5	8.5	8.0	7.2	7.5	7.3	7.6	8.2	8.0	7.8
062	Non-metal mines (except coal) - Mines de minerais non métalliques (sauf le charbon)	3.2	3.0	3.2	3.0	3.1	3.1	3.0	3.0
091-092	Services incidental to mineral extraction - Industrie des services miniers	3.3	3.2	2.5	2.6	2.4	1.5	1.2	1.4	1.4	1.0	1.5	1.1	1.2
092	Services incidental to mining - Services relatifs à l'extraction minière	3.2	3.0	2.4	2.5	2.3	1.4	1.1	1.4
101-399	Manufacturing - Industries manufacturières	519.6	533.6	540.0	511.0	481.6	449.7	453.3	447.0	467.2	482.3	503.9	530.5	548.4
	Non-durable goods - Biens non durables	287.8	287.4	288.9	280.4	264.3	236.1	247.0	239.5	240.9	249.1	257.8	267.3	270.6
	Durable goods - Biens durables	231.8	246.1	251.2	230.6	217.3	213.6	206.3	207.5	226.3	233.2	246.1	263.2	277.8
101-109	Food - Aliments	40.8	42.7	41.5	43.0	40.1	41.0	40.5	39.2	38.8	43.1	44.5	47.5	46.8
107	Bakery products - Produits de boulangerie-pâtisserie	10.2	10.6	10.1	10.4	9.8	9.1	9.6	8.8	8.0	8.4	8.0	8.0	8.0
109	Other food products - Autres produits alimentaires	4.9	5.3	4.7	4.6	4.4	5.9	6.5	7.0	5.9	7.7	7.4	8.4	8.3
243-249	Clothing - Habillement	61.4	61.7	59.3	59.2	52.7	40.7	49.2	48.3	48.3	50.6	51.8	52.1	51.4
243	Men's & boys' clothing - Vêtements pour hommes et garçons	15.1	14.7	14.5	16.4	14.8	13.9	13.8	15.0	16.7	16.5	15.6	16.1	16.7
244	Women's clothing - Vêtements pour dames	20.3	21.1	18.7	16.4	13.6	9.9	15.5	14.3	13.9	16.8	18.0	18.0	17.3
245-249	Clothing n.e.c. - Habillement n.c.a.	26.0	25.8	26.2	26.4	24.2	16.9	19.8	19.0	17.7	17.3	18.1	18.0	17.4
251-259	Wood - Bois	31.8	32.3	32.8	26.7	24.3	23.4	23.9	28.8	31.9	34.1	36.3	39.9	43.0
251	Sawmill, planing mill & shingle mill products - Scieries, ateliers de rabotage et usines de bardeaux	9.5	11.0	9.4	8.9	9.5	11.5	10.4	12.3	16.2	17.1	17.6	19.7	21.3
254	Sash, doors & other millwork - Portes, châssis et autres bois travaillés	16.4	15.0	17.2	12.0	8.5	6.4	8.6	9.6	9.8	10.9	12.4	13.7	14.9
271-279	Paper & allied products - Papier et produits connexes	46.6	47.0	46.3	44.3	42.3	38.6	34.7	33.1	33.0	32.6	32.2	30.3	31.7
271	Pulp & paper - Pâtes et papiers	34.0	33.7	32.6	30.6	28.7	25.1	23.1	22.3	22.7	22.3	21.5	20.9	22.3
279	Other converted paper products - Autres produits en papier transformé	7.6	8.1	8.3	8.5	8.8	8.6	6.4	5.8	4.9
281-284	Printing, publishing & allied ind. - Imprimerie, édition et industries connexes	50.1	45.8	49.8	43.2	38.9	35.6	38.3	36.2	37.8	37.0	37.3	39.4	41.2
281	Commercial printing - Impression commerciale	28.6	24.1	24.2	19.7	18.6	17.3	21.0	18.3	19.5	19.0	18.6	19.9	21.6
291-299	Primary metals - Première transformation des métaux	22.8	22.6	23.1	21.9	20.4	20.2	21.2	21.0	21.2	23.4	22.0	22.8	23.4
295	Non-ferrous metal smelting & refining - Fonte et affinage des métaux non-ferreux	11.4	11.1	11.4	11.4	9.0	8.6	9.8	9.9	10.3	11.6	9.9	9.4	9.4
301-309	Fabricated metal products - Fabrication des produits métalliques	36.7	38.5	38.6	36.0	34.2	31.9	29.7	30.3	34.4	35.7	39.6	42.3	46.4
308	Machine shops - Ateliers d'usinage	4.8	4.6	4.0	5.0	4.5	4.6	5.2	5.5	7.6	8.0	8.0	7.5	7.7
321-329	Transportation equipment - Matériel de transport	36.2	39.6	42.4	42.5	37.1	39.3	37.4	38.5	39.1	37.1	39.5	42.1	41.6
321	Aircraft & aircraft parts - Aéronefs et pièces d'aéronefs	17.1	17.7	19.1	21.5	20.4	21.0	18.1	18.1	18.4	20.0	21.1	22.2	22.5
331-339	Electrical & electronic products - Produits électriques et électroniques	37.4	40.0	40.0	36.4	33.6	31.8	31.4	30.3	33.1	32.8	34.9	38.1	40.9
335	Communication & other electronic equip. - Equip. de comm. et autre matériel électronique	13.4	15.2	14.7	12.2	11.2	13.7	17.9	16.4	20.7	20.0	19.9	21.5	23.0
371-379	Chemical & chemical products - Produits chimiques	22.2	23.1	24.4	25.0	24.4	23.6	23.5	21.5	21.1	23.3	24.7	26.6	28.0

Table 1
Estimates of Employment, for All Employees, by Industry, Canada, Provinces and Territories.

Tableau 1
Estimations de l'emploi, pour l'ensemble des salariés, par industrie, Canada, provinces et territoires.

SIC 1980 CTI	Industry Industrie	EMPLOYMENT IN THOUSANDS - EMPLOI EN MILLIERS												
		1987	1988	1989	1990	1991	1992	1993	1994	1995	1996	1997	1998	1999
QUÉBEC														
374	Pharmaceuticals & medicine - Produits pharmaceutiques et médicaments	6.0	6.3	6.6	7.0	6.9	8.1	8.3	8.5	7.1	8.2	8.2	8.3	8.6
379	Other chemical products - Autres produits chimiques	4.9	4.5	4.4	4.7	4.2	4.0	4.4	4.4	4.2	4.2	4.1	4.5	4.9
391-399	Other manufacturing industries - Autres industries manufacturières	17.6	19.4	17.4	18.1	21.1	26.6	24.9	19.9	22.8	24.3	26.6	26.7	27.0
401-449 Construction - Construction		130.7	142.6	155.1	141.0	107.9	93.4	97.4	105.0	103.5	96.2	100.0	107.4	112.5
401-402	Bldg, developing & general contracting - Constructeurs, promoteurs et entrep. généraux	24.6	30.5	33.9	32.2	23.1	21.4	19.6	24.9	24.1	22.2	22.9	26.2	30.0
401	Residential building & development - Promotion et construction de bâtiments résidentiels	15.2	19.0	20.9	19.1	14.1	15.0	13.6	16.2	15.7	15.2	16.3	18.1	19.6
402	Non-residential building & development - Promotion & constr. de bâtiments non résidentiels	9.4	11.5	13.1	13.1	9.1	6.4	5.9	8.7	8.3	7.0	6.7	8.0	10.4
411-412	Industrial & heavy (engineering) construction - Constr. lourde et industrielle (génie)	14.6	15.8	15.8	14.9	14.4	13.4	13.4	14.7	15.1	12.0	11.5	12.0	10.8
412	Highway & heavy constr. - Constr. de routes et constr. lourde	11.0	11.4	12.2	11.5	11.2	11.7	12.3	12.5	12.3	10.5	10.4	10.5	9.6
421-429	Trade contracting - Entrepreneurs spécialisés	86.6	90.9	100.0	89.1	65.8	54.2	61.4	63.0	61.9	59.9	63.1	67.1	69.6
041-449 Goods producing industries - Branches 491-499 productrices de biens		712.1	739.2	760.5	716.3	652.9	606.5	614.3	616.7	634.7	638.0	664.7	699.7	720.7
451-499 Transportation, storage, comm. & other utilities - Transp., entreposage, comm. et autres services publics		203.6	205.8	214.1	214.7	208.3	209.3	210.9	213.7	213.5	203.8	196.2	201.7	205.7
451-479	Transportation & storage - Transport et entreposage	116.2	117.7	122.2	120.9	114.1	113.3	116.7	115.0	113.6	111.2	109.2	112.1	116.6
451-459	Transportation - Transport	114.5	116.0	120.8	119.3	112.3	111.2	115.0	113.4	111.7	108.9	107.3	110.2	114.2
456	Truck transport - Camionnage	31.8	35.1	37.9	34.3	27.0	32.3	31.3	32.7	33.1	33.4	34.9	34.4	33.3
457	Public passenger transit systems - Transport en commun	25.5	24.6	27.0	27.9	29.4	26.5	29.9	26.5	24.7	26.1	24.8	24.8	26.2
458-459	Transportation n.e.c. - Transport n.c.a.	14.6	15.7	16.6	18.8	18.8	17.2	19.9	20.8	19.1	17.2	16.2	16.7	16.7
481-499	Communication & other utilities - Communications et autres services publics	87.4	88.1	91.9	93.9	94.2	95.9	94.2	98.7	99.9	92.6	87.0	89.7	89.1
481-484	Communication - Communications	59.9	58.6	60.9	62.2	61.0	61.8	59.4	64.4	65.6	61.4	58.1	60.8	60.1
481	Telecommunication broadcasting - Diffusion des télécommunications	12.9	11.8	12.6	12.4	12.5	13.7	11.5	11.7	10.4	..	10.9	11.8	11.6
482	Telecommunication carriers - Transmission des télécommunications	26.0	25.5	27.7	28.1	26.9	26.2	24.4	27.8	31.1	25.9	23.0	23.6	23.1
484	Postal & courier service - Services postaux et services de messagers	20.2	20.6	19.9	20.9	20.9	21.2	22.9	24.3	23.4	24.5	23.2	24.7	24.5
491-499	Other Utilities - Autres services publics	27.5	29.6	31.0	31.6	33.2	34.2	34.8	34.3	34.3	31.2	28.9	28.8	28.9
491	Electric power systems - Énergie électrique	21.5	22.5	23.4	25.2	26.9	27.5	28.0	27.4	26.6	24.4	22.1	21.8	21.4
501-692 Trade - Commerce		503.3	509.4	515.3	541.4	496.3	448.1	458.1	471.8	483.4	490.6	505.3	507.3	514.3
501-599	Wholesale Trade - Commerce de gros	132.4	137.4	144.0	153.5	143.7	135.8	144.1	149.1	159.9	162.6	169.4	172.1	184.2
521-524	Food, beverage, drug & tobacco - Produits alimentaires, boissons, médicaments et tabac	21.8	24.4	26.1	27.6	26.0	24.2	26.8	25.5	31.4	29.0	29.9	31.7	31.3
521	Food - Produits alimentaires	16.5	19.1	20.6	20.3	18.6	16.7	20.0	19.0	20.8	20.3	21.4	22.4	20.9
561-563	Metals, hardware, plumbing, heating & building materials - Métaux, quincaillerie, matér. de plomberie, de chauffage et de construction	25.0	26.8	26.8	26.8	24.7	22.5	21.7	26.3	26.6	26.9	29.5	28.4	33.2
563	Lumber & building materials - Bois et matériaux de construction	10.1	11.1	12.9	11.1	10.9	11.2	13.2	16.2	16.5	16.4	18.5	18.4	22.5

Table 1
Estimates of Employment, for All Employees, by Industry, Canada, Provinces and Territories.

Tableau 1
Estimations de l'emploi, pour l'ensemble des salariés, par industrie, Canada, provinces et territoires.

SIC 1980 CTI	Industry Industrie	EMPLOYMENT IN THOUSANDS - EMPLOI EN MILLIERS												
		1987	1988	1989	1990	1991	1992	1993	1994	1995	1996	1997	1998	1999
QUÉBEC														
571-579	Machinery, equipment & supplies - Machines, matériel et fournitures	30.3	33.7	34.8	44.1	43.8	35.4	39.1	40.0	43.8	45.6	47.6	48.6	51.7
573	Industrial machinery, equipment & supplies - Machines, matériel et fournitures industriels	7.6	7.8	7.5	9.2	9.0	7.1	6.4	5.4	7.1	7.7	8.2	8.7	9.9
574	Electrical & electronic mach. equip. & supplies - Machines, matér., fournit. électric. & électro.	7.5	8.5	8.7	13.1	12.3	13.3	12.6	12.8	15.6	16.0	17.5	18.2	19.9
579	Other machinery, equipment & supplies - Autres machines, matériel et fournitures	11.9	13.8	14.1	17.0	16.8	11.8	15.5	15.5	14.3	15.0	14.1	13.2	13.1
591-599	Other wholesale products - Autres produits divers, commerce de gros	13.9	14.5	14.9	17.0	15.7	19.5	22.7	25.5	24.7	26.5	26.8	27.8	29.8
601-692	Retail trade - Commerce de détail	370.9	372.0	371.3	387.9	352.6	312.3	314.0	322.7	323.5	328.0	335.8	335.2	330.1
601-603	Food, beverage and drug - Aliments, boissons et médicaments	128.8	133.3	131.0	137.0	120.5	96.0	102.5	111.2	109.0	115.4	119.0	117.8	117.9
601	Food stores - Magasins d'alimentation	114.9	118.1	113.3	117.7	88.4	70.8	77.0	85.7	83.2	88.1	92.4	92.1	93.1
603	Prescription drugs & patent medicine stores - Mag. de médicaments sur ordonnance & brevetés	8.8	10.1	12.1	14.0	28.1	21.7	22.0	22.0	22.2	23.7	22.9	22.2	22.2
611-615	Shoe, apparel, fabric & yarn - Chaussures, vêtements, tissus et filés	52.2	51.9	53.4	56.1	47.4	42.2	42.3	44.1	45.3	42.6	42.6	41.6	41.0
611	Shoe stores - Magasins de chaussures	7.7	8.0	6.5	7.2	6.3	7.7	7.1	8.2	7.5	7.5	6.6	5.2	4.5
613	Women's clothing stores - Magasins de vêtements pour dames	20.0	18.6	17.3	17.7	16.6	13.2	14.4	15.8	16.7	15.4	16.1	16.6	16.4
614	Clothing stores n.e.c. - Magasins de vêtements n.c.a.	12.4	15.2	19.5	20.3	15.8	15.7	13.4	13.3	14.7	13.8	13.9	13.7	13.8
621-623	Household furniture, appliances & furnishings - Meubles, appareils et accessoires de maison	28.1	27.3	27.3	28.9	29.4	16.2	16.5	18.9	19.0	18.5	18.9	19.6	18.8
621	Household furniture stores - Magasins de meubles de maison	12.6	13.6	11.4	11.6	13.5	6.0	5.2	6.8	6.8	6.7	6.5	7.3	8.0
622	Appliance, TV, radio & stereo stores - Magasins ménagers, tv, radio & appar. stéréo	8.3	7.1	9.9	11.1	9.4	5.7	6.3	8.0	7.7	7.8	8.1	7.7	6.4
623	Household furnishings stores - Magasins d'accessoires d'ameublement	7.2	6.7	6.0	6.2	6.5	4.5	5.0	4.2	4.5	4.0	4.3	4.5	4.4
631-639	Auto vehicles, parts & access., sales & serv. Véhicules autos, pièces & access., vente & serv.	80.5	82.1	87.7	90.7	78.0	79.8	75.6	72.7	71.8	72.7	73.9	74.7	72.2
631	Automobile dealers - Concessionnaires d'automobiles	21.2	24.5	29.6	31.2	25.3	25.2	27.3	27.1	27.9	29.4	30.0	31.0	30.2
633	Gasoline service stations - Stations-service	28.7	26.8	23.6	25.7	22.9	23.3	18.8	16.6	13.4	11.8	9.9	9.1	8.7
635	Motor vehicle repair shops - Ateliers de réparation d'automobiles	11.3	13.2	17.3	16.0	14.9	17.0	16.7	17.7	18.9	18.7	18.6	19.0	18.4
641-641	General merchandise stores - Magasins de marchandises diverses	29.0	28.3	27.4	26.3	34.9	35.2	32.8	31.2	31.4	30.9	32.2	31.0	28.3
651-692	Other retail n.e.c. - Autres commerces de détail n.c.a.	52.2	49.0	44.5	49.0	42.5	43.0	44.3	44.5	47.0	47.9	49.3	50.5	51.8
701-761	Finance, insurance & real estate - Finances, assur. & affaires immobilières	166.3	189.3	194.8	181.8	189.0	172.4	163.1	155.6	151.2	152.1	154.5	154.3	154.0
701-749	Finance & insurance - Intermédiaires financiers et assurances	130.4	147.4	151.2	140.1	137.1	129.6	123.6	117.0	114.2	111.8	113.2	112.5	115.3
701-709	Deposit accepting intermediaries - Intermédiaires financiers de dépôts	75.4	78.8	76.4	80.3	82.7	73.6	74.9	73.2	70.9	70.3	69.2	65.7	63.2
701-702	Banks - Banques	36.8	38.5	37.6	39.3	38.9	37.9	36.8	37.2	36.3	36.7	36.9	36.2	34.6
705	Credit unions - Caisses d'épargne et de crédit	31.7	33.1	31.8	33.8	36.4	29.0	31.9	28.8	29.6	29.9	28.2	25.6	25.2
721-729	Investment intermediaries - Intermédiaires d'investissement	25.3	37.5	45.1	27.6	20.4	25.9	17.9	14.4	15.2	14.3	14.5	15.1	15.1
731-733	Insurance - Assurances	22.2	22.8	22.0	23.1	24.3	21.8	23.0	21.3	19.8	18.8	21.0	22.6	26.0
751-759	Real estate operators (exc'l developers) - Services immobiliers (sauf lotisseurs)	19.1	19.7	20.8	18.7	20.2	17.0	19.6	18.6	17.9	17.4	19.1	20.7	19.6

Table 1
Estimates of Employment, for All Employees, by Industry, Canada, Provinces and Territories.

Tableau 1
Estimations de l'emploi, pour l'ensemble des salariés, par industrie, Canada, provinces et territoires.

SIC 1980 CTI	Industry Industrie	EMPLOYMENT IN THOUSANDS - EMPLOI EN MILLIERS												
		1987	1988	1989	1990	1991	1992	1993	1994	1995	1996	1997	1998	1999
QUÉBEC														
761-761	Insurance & real estate agent - Agences d'assur. et agences immobilières	16.8	22.2	22.8	23.0	31.8	25.8	19.9	20.0	19.2	22.8	22.2	21.1	19.1
771-779	Comm., business & pers. services - Services socio-culturels, comm. et pers.	919.9	956.5	1,016.5	1,021.9	997.9	992.3	978.3	971.8	996.7	1,004.1	1,014.6	1,023.4	1,027.8
771-779	Business services - Services aux entreprises	141.9	146.2	160.3	172.2	152.5	140.4	138.8	137.9	144.4	152.8	161.6	171.7	181.4
775	Arch., eng. & other scientific & tech. serv. - Arch., ingénieurs et autres serv. scient. et tech.	24.0	25.8	28.6	26.4	29.2	25.0	19.0	20.6	22.9	27.7	31.2	34.0	35.2
779	Other business services - Autres services aux entreprises	40.2	40.2	35.1	40.9	37.2	32.3	34.3	34.6	37.2	33.8	33.4	34.1	37.8
851-859	Educational & related services - Services d'enseignement et services annexes	205.5	210.2	212.7	217.2	220.7	227.1	228.9	235.9	229.9	225.9	226.4	221.2	213.1
851	Elementary & secondary education - Enseignement élémentaire et secondaire	124.0	126.8	128.7	130.6	134.4	138.7	138.2	143.4	138.4	139.4	141.4	136.5	131.6
852	Post-second. non-university education - Enseignement postsecondaire non univers.	30.8	31.8	32.6	32.8	33.3	35.0	35.1	33.4	32.5	31.3	30.9	32.4	32.0
853	University education - Enseignement universitaire	44.6	45.5	45.1	45.2	45.9	47.6	47.4	51.0	50.4	46.1	45.7	44.1	40.9
861-869	Health & social services - Services de soins de santé et services sociaux	278.1	299.2	299.3	305.1	301.8	304.8	305.0	300.5	309.4	310.2	302.8	295.4	289.9
861	Hospitals - Hôpitaux	167.5	169.7	170.8	173.3	175.5	174.2	173.9	173.2	169.2	165.7	157.4	151.2	145.2
862	Other institutional health & social services - Autres établ. de soins de santé & serv. sociaux	49.7	54.5	52.7	53.9	47.4	52.5	54.7	46.4	56.4	55.2	52.2	50.8	48.5
911-922	Accommodation, food & beverage services - Hébergement et restauration	167.7	173.7	205.4	180.1	182.0	187.5	175.1	162.2	174.9	172.1	171.9	178.4	183.8
911	Hotels, motels & tourist courts - Hôtels, motels et camps pour touristes	31.9	37.2	39.2	33.2	27.4	30.2	26.4	27.9	27.7	25.4	24.5	32.7	41.0
921-922	Food & beverage services - Services de la restauration	131.6	133.7	149.6	142.8	142.0	136.0	134.4	131.5	143.4	142.9	143.8	141.5	137.9
921	Food services - Services de restauration	113.8	115.6	129.5	123.7	126.7	118.5	120.2	118.2	128.6	127.9	128.1	125.2	120.7
961-999	Miscellaneous services - Services divers	126.7	127.2	138.9	147.3	140.8	132.4	130.6	135.3	138.1	143.2	151.9	156.7	159.6
991-999	Other services - Autres services	47.4	45.1	56.4	57.8	48.1	44.1	46.0	49.4	47.7	50.2	56.0	53.6	52.2
990	Other services n.e.c. - Autres services n.c.a.	20.2	21.6	26.5	28.4	26.0	25.0	24.5	25.2	21.7	22.1	23.3	21.5	20.3
995	Services to buildings & dwellings - Serv. relatifs aux bâtiments et habitations	18.0	15.4	19.6	20.7	14.4	12.1	13.4	15.7	17.0	17.6	20.4	20.3	19.5
812-837	Public administration - Administration publique	179.1	181.3	178.7	181.1	186.1	189.2	184.5	184.3	178.6	173.6	169.2	167.0	168.4
812-817	Federal administration (exc'l the military) - Administration fédérale (sauf la défense)	52.6	52.5	52.9	53.2	54.7	53.8	53.2	52.1	48.0	47.6	44.9	42.9	42.5
822-827	Provincial administration - Administration provinciale	58.8	59.3	60.6	60.5	61.5	63.9	62.3	61.9	61.3	57.8	56.3	57.8	59.2
832-837	Local administration - Administration locale	67.7	69.6	65.2	67.4	69.9	71.5	69.1	70.2	69.4	68.2	68.0	66.3	66.8
451-484	Service producing industries - Branches productrices de services	1,944.8	2,012.9	2,088.4	2,109.3	2,044.4	1,977.2	1,960.2	1,962.8	1,989.2	1,993.0	2,010.8	2,025.0	2,041.2
000-999	Industrial aggregate - Ensemble des industries	2,656.8	2,752.0	2,848.9	2,825.6	2,697.3	2,583.7	2,574.5	2,596.1	2,640.0	2,647.5	2,700.5	2,763.7	2,801.2
ONTARIO														
041-051	Logging and forestry - Exploitation forestière et serv. forestiers	14.8	13.3	12.4	11.6	10.0	10.6	10.0	9.4	9.7	8.8	8.1	9.0	9.0

Table 1
Estimates of Employment, for All Employees, by Industry, Canada, Provinces and Territories.

Tableau 1
Estimations de l'emploi, pour l'ensemble des salariés, par industrie, Canada, provinces et territoires.

SIC	Industry	EMPLOYMENT IN THOUSANDS - EMPLOI EN MILLIERS												
		1987	1988	1989	1990	1991	1992	1993	1994	1995	1996	1997	1998	1999
1980														
CTI	Industrie													
ONTARIO														
041	Logging - Exploitation forestière	11.8	10.4	9.7	8.7	7.2	7.5	6.7	6.1	6.8	6.4	5.9	6.5	6.6
051	Forestry services - Services forestiers	3.1	2.9	2.7	2.8	2.7	3.1	3.2	3.2	2.9	2.4	2.2	2.5	2.4
061-092 Mining (incl. milling), quarrying and oil wells Mines (y compris broyage), carrières et puits de pétrole		28.2	30.4	29.7	27.6	22.5	20.6	21.6	19.6	21.0	21.1	21.2	18.7	18.3
061-063	Mining - Mines	19.3	19.4	20.0	18.9	15.1	14.6	14.6	13.5	13.9	13.9	14.0	12.0	11.7
061	Metal mines - Mines de métaux	17.8	17.9	18.6	17.6	13.9	13.3	13.1	12.3	12.5	12.8	12.8	11.1	10.8
081-082	Quarries and sand pits - Carrières et sablières	2.0	2.1	2.7	3.4	3.1	2.7	3.3	2.9	3.7	3.4	3.4	3.6	4.0
091-092	Services incidental to mineral extraction - Industrie des services miniers	6.2	8.4	5.9	4.4	3.5	2.4	3.1	2.7	3.2	3.6	3.7	2.9	2.4
092	Services incidental to mining - Services relatifs à l'extraction minière	3.9	5.4	3.7	2.4	2.2	1.6	2.4	2.3	2.6	3.2	3.4	2.5	2.2
101-399 Manufacturing - Industries manufacturières		986.0	998.5	1,024.3	934.6	821.1	770.8	768.0	800.7	815.8	829.2	850.4	876.3	888.3
Non-durable goods - Biens non durables		398.6	397.2	406.4	377.1	335.0	310.0	318.8	319.0	319.7	320.3	328.3	335.3	343.4
Durable goods - Biens durables		587.4	601.4	617.8	557.5	486.1	460.8	449.1	481.7	496.1	508.9	522.1	541.0	544.9
101-109	Food - Aliments	83.7	84.1	83.1	77.3	72.9	70.7	71.2	74.3	75.3	74.2	73.0	74.7	79.7
101	Meat and poultry products - Viande & volaille	19.0	19.7	18.8	16.7	16.0	16.5	17.3	18.8	18.6	17.8	17.4	18.8	19.8
107	Bakery products - Produits de boulangerie- pâtisserie	13.4	13.4	13.8	12.3	10.7	12.1	12.5	12.3	13.2	12.4	13.2	13.6	14.2
161-169	Plastic products - Produits en matière plastique	31.1	33.8	39.2	36.5	33.7	22.2	26.2	26.4	29.0	31.5	34.1	35.7	35.8
243-249	Clothing - Habillement	41.8	40.4	38.9	33.5	24.3	22.2	22.2	21.4	22.0	21.2	22.9	24.8	24.8
251-259	Wood - Bois	24.1	24.4	27.9	24.8	18.7	18.9	20.8	22.8	22.3	24.1	27.1	28.6	29.6
261-269	Furniture & fixtures - Meubles et articles d'ameublement	29.4	30.8	32.3	27.5	22.7	21.0	19.4	24.3	22.9	24.0	28.6	29.1	27.5
271-279	Paper & allied products - Papier et produits connexes	41.2	41.8	42.4	39.9	35.1	33.1	32.2	31.6	31.2	32.4	34.8	34.1	33.7
271	Pulp & paper - Pâtes et papiers	20.3	20.6	20.4	19.3	17.5	15.8	14.4	13.7	13.6	12.5	14.1	13.1	13.4
273	Paper boxes & bags - Boîtes en carton et sacs en papier	9.1	9.7	9.5	8.9	7.7	7.9	9.0	10.4	10.1	10.9	..	11.2	11.8
281-284	Printing, publishing & allied ind.- Imprimerie, édition et industries connexes	71.1	70.3	76.7	71.0	64.2	62.9	69.2	65.5	68.5	64.3	64.4	67.1	67.9
281	Commercial printing - Impression commerciale	32.4	29.7	35.4	31.6	26.3	26.8	29.3	30.0	31.8	29.5	29.9	30.6	30.9
283	Publishing - Édition	11.1	12.9	14.7	13.8	14.2	13.4	14.6	13.9	14.3	14.6	15.8	17.7	18.1
284	Combined publishing & printing - Impression et édition combinées	17.9	18.0	17.7	17.9	17.0	16.1	17.4	14.4	15.3	13.0	12.1	12.2	12.2
291-299	Primary metals - Première transformation des métaux	64.4	65.7	64.2	54.9	50.6	46.7	45.8	46.8	49.5	45.4	46.3	47.4	46.8
291	Primary steel - Sidérurgie	36.4	37.0	36.7	30.5	29.0	27.2	25.8	25.0	27.1	26.2	26.5	27.3	27.5
301-309	Fabricated metal products - Fabrication des produits métalliques	100.1	100.7	103.1	93.7	81.9	78.9	74.7	80.2	79.3	83.6	88.1	93.3	95.0
304	Stamped, pressed & coated metal products Embout., matricage et revêtement des métaux	30.6	33.2	31.7	26.6	24.8	18.3	18.3	19.0	17.9	18.2	19.7	20.0	20.5
306	Hardware, tools & cutlery - Articles de quincail- lerie, d'outillage et coutellerie	17.8	17.1	15.9	15.0	14.4	16.9	15.0	21.9	17.0	18.5	20.0	21.7	21.0
311-319	Machinery (ex. elect. mach.) - Machinerie (sauf électrique)	47.3	48.4	51.7	43.6	34.5	33.3	33.2	39.6	43.5	46.5	46.9	46.9	45.0
319	Other machinery & equipment - Autres machineries et équipements	41.4	42.8	45.8	38.5	30.5	29.3	29.3	35.5	38.5	41.4	41.6	41.5	39.4
321-329	Transportation equipment - Matériel de transport	153.4	158.7	162.5	150.5	137.9	132.0	134.7	142.7	147.6	159.1	155.5	163.2	171.3
323	Motor vehicles - Véhicules automobiles	41.5	40.9	43.4	42.4	44.4	43.6	43.6	45.4	45.6	48.0	45.0	46.6	46.4
325	Motor vehicle parts & accessories - Pièces et accessoires pour véhicules automobiles	79.2	82.5	84.6	79.2	68.1	66.4	71.5	76.9	80.6	85.1	84.8	91.3	99.2

Table 1
Estimates of Employment, for All Employees, by Industry, Canada, Provinces and Territories.

Tableau 1
Estimations de l'emploi, pour l'ensemble des salariés, par industrie, Canada, provinces et territoires.

SIC 1980 CTI	Industry Industrie	EMPLOYMENT IN THOUSANDS - EMPLOI EN MILLIERS												
		1987	1988	1989	1990	1991	1992	1993	1994	1995	1996	1997	1998	1999
ONTARIO														
331-339	Electrical & electronic products - Produits électriques et électroniques	94.5	98.0	100.2	90.0	75.5	73.1	69.6	71.2	72.0	68.5	68.2	67.7	67.1
330	Electrical & electronic products n.e.c. - Produits électriques et électroniques n.c.a.	25.0	24.8	24.4	21.9	16.2	15.8	14.3	13.0	12.8	11.3	10.3	9.6	9.5
335	Communication & other electronic equip. - Équip. de comm. et autre matériel électronique	30.3	31.7	34.4	29.1	26.5	26.2	27.1	28.6	30.8	28.6	29.6	30.1	28.9
337	Electrical industrial equipment - Matériel électrique d'usage industriel	16.0	16.9	16.7	16.6	12.4	10.1	11.3	10.0	11.2	11.5	12.4	12.2	12.5
371-379	Chemical & chemical products - Produits chimiques	52.8	53.9	57.4	56.8	52.9	49.3	47.6	46.6	45.7	45.2	45.1	44.9	46.5
371	Industrial chemicals n.e.c. - Produits chimiques d'usage industriel n.c.a.	10.5	10.1	10.6	10.2	10.3	10.7	12.3	12.2	11.3	10.8	9.1	7.4	5.5
374	Pharmaceuticals & medicine - Produits pharmaceutiques et médicaments	10.4	11.1	12.2	12.7	12.7	11.3	10.8	9.6	11.7	10.6	11.8	12.0	13.8
379	Other chemical products - Autres produits chimiques	12.0	12.1	13.8	14.0	11.8	10.9	8.0	8.2	6.6	7.5	7.4	7.5	8.5
391-399	Other manufacturing industries - Autres industries manufacturières	47.8	47.7	48.6	46.3	43.7	35.4	31.5	34.7	38.4	37.9	39.4	41.6	41.1
401-449	Construction - Construction	227.7	232.1	253.1	245.0	202.0	173.3	150.8	151.0	152.9	157.6	162.1	171.4	184.7
401-402	Bldg, developing & general contracting - Constructeurs, promoteurs et entrep. généraux	54.1	59.2	69.2	55.0	40.9	38.6	33.3	32.4	31.2	31.0	32.5	34.4	38.0
401	Residential building & development - Promotion et construction de bâtiments résidentiels	37.2	40.9	47.9	38.6	28.3	25.8	23.6	22.9	22.3	22.1	23.6	25.2	27.3
402	Non-residential building & development - Promotion & constr. de bâtiments non résidentiels	16.9	18.3	21.3	16.4	12.6	12.8	9.7	9.5	8.9	9.0	8.9	9.2	10.7
411-412	Industrial & heavy (engineering) construction - Constr. lourde et industrielle (génie)	25.7	25.8	31.1	31.3	27.0	22.6	20.8	18.4	17.1	17.9	16.9	18.2	20.3
412	Highway & heavy constr. - Constr. de routes et constr. lourde	23.4	23.4	28.4	28.2	25.3	20.8	18.6	15.5	14.8	16.1	15.2	16.1	17.7
421-429	Trade contracting - Entrepreneurs spécialisés	135.6	135.5	140.8	146.0	125.5	106.3	91.9	94.7	96.4	101.1	106.6	112.4	118.8
041-449	Goods producing industries - Branches productrices de biens	1,306.6	1,326.6	1,373.2	1,276.3	1,113.6	1,032.3	1,004.6	1,034.2	1,049.4	1,067.6	1,093.1	1,126.5	1,151.9
451-499	Transportation, storage, comm. & other utilities - Transp., entreposage, comm. et autres services publics	302.7	315.7	327.5	340.5	316.5	315.4	304.1	303.7	296.4	302.1	313.2	324.4	328.0
451-479	Transportation & storage - Transport et entreposage	153.8	161.5	165.6	175.8	155.4	156.8	150.5	151.6	144.0	149.9	160.3	168.0	171.9
451-459	Transportation - Transport	149.4	155.8	157.9	171.1	151.0	151.9	145.2	145.5	138.2	143.3	152.1	158.8	163.2
456	Truck transport - Camionnage	52.5	54.3	53.4	53.0	45.3	43.1	41.4	40.2	41.5	45.6	49.5	52.2	53.8
457	Public passenger transit systems - Transport en commun	29.9	32.6	33.1	43.5	39.1	42.3	40.9	36.5	34.5	34.1	35.1	37.2	38.2
458-459	Transportation n.e.c. - Transport n.c.a.	24.6	25.4	26.5	29.8	27.5	28.5	25.5	25.9	25.1	24.8	25.8	26.0	25.7
481-499	Communication & other utilities - Communications et autres services publics	148.9	154.2	161.9	164.7	161.1	158.6	153.6	152.1	152.4	152.2	152.9	156.5	156.1
481-484	Communication - Communications	99.0	102.0	108.1	107.2	103.0	101.6	99.4	98.7	102.3	101.2	101.5	105.4	104.5
481	Telecommunication broadcasting - Diffusion des télécommunications	12.1	12.2	15.1	13.9	12.4	12.9	17.1	15.6	15.1	15.5	14.4	13.9	13.1
482	Telecommunication carriers - Transmission des télécommunications	38.7	38.4	43.6	44.6	44.9	44.7	37.7	38.6	40.2	36.1	37.6	38.7	38.7
484	Postal & courier service - Services postaux et services de messagers	47.0	50.1	47.9	47.3	44.4	42.9	43.8	43.9	46.3	48.9	48.7	52.0	52.3
491-499	Other Utilities - Autres services publics	49.9	52.2	53.8	57.5	58.0	57.0	54.3	53.4	50.1	51.0	51.4	51.1	51.7
491	Electric power systems - Énergie électrique	35.0	36.4	36.9	39.6	40.6	40.9	37.1	33.9	32.6	32.3	32.0	31.3	31.7

Table 1
Estimates of Employment, for All Employees, by Industry, Canada, Provinces and Territories.

Tableau 1
Estimations de l'emploi, pour l'ensemble des salariés, par industrie, Canada, provinces et territoires.

SIC 1980 CTI	Industry Industrie	EMPLOYMENT IN THOUSANDS - EMPLOI EN MILLIERS												
		1987	1988	1989	1990	1991	1992	1993	1994	1995	1996	1997	1998	1999
ONTARIO														
499	Other utilities n.e.c. - Autres services publics n.c.a.	5.8	6.6	7.3	8.2	7.4	6.0	6.7	9.1	7.2	7.3	8.0	9.3	9.1
501-692 Trade - Commerce		771.2	788.9	829.6	867.9	786.8	783.5	779.7	753.8	787.8	791.8	827.1	832.7	857.9
501-599	Wholesale Trade - Commerce de gros	253.4	257.9	275.9	272.8	258.4	264.5	247.0	243.3	259.6	272.3	297.6	303.8	321.5
521-524	Food, beverage, drug & tobacco - Produits alimentaires, boissons, médicaments et tabac	35.9	34.3	37.6	34.0	35.8	39.6	33.3	34.4	34.4	40.0	46.9	46.1	48.0
521	Food - Produits alimentaires	28.4	26.5	30.0	26.4	27.4	28.2	21.6	21.2	23.1	25.5	25.9	25.1	24.4
551-552	Motor vehicles, parts & accessories - Véhicules auto., pièces et accessoires	17.4	17.4	20.1	19.4	19.8	22.2	22.7	21.8	25.4	24.1	27.3	27.2	27.9
561-563	Metals, hardware, plumbing, heating & building materials - Métaux, quincaillerie, matér. de plomberie, de chauffage et de construction	44.4	47.5	52.9	49.2	38.5	42.9	38.0	37.8	42.9	41.5	44.9	45.7	46.8
561	Metal & metal products - Métaux et produits en métal	4.9	5.6	5.1	5.4	4.9	5.2	4.9	6.8	9.0	6.8	7.7	7.9	8.9
562	Hardware, plumbing, heating & air cond. equip supplies - Quincaillerie, mat. & fournitures de plomb. chauffage & climatisation	10.3	12.2	13.6	10.4	9.0	10.9	10.1	10.2	11.3	13.0	13.2	13.8	15.1
563	Lumber & building materials - Bois et matériaux de construction	29.1	29.7	34.2	33.4	24.5	26.8	23.0	20.9	22.6	21.6	24.0	24.0	22.8
571-579	Machinery, equipment & supplies - Machines, matériel et fournitures	93.7	89.7	90.8	94.4	98.9	88.9	86.3	87.2	88.7	96.9	103.7	107.2	114.4
574	Electrical & electronic mach. equip. & supplies - Machines, matér., fourn. électric. & électro.	35.8	38.3	36.9	34.3	38.8	38.6	37.1	34.3	38.7	44.5	46.8	47.3	50.2
579	Other machinery, equipment & supplies - Autres machines, matériel et fournitures	26.6	27.4	28.4	32.5	32.0	29.1	25.5	29.3	27.7	28.7	31.3	33.7	35.5
591-599	Other wholesale products - Autres produits divers, commerce de gros	25.9	31.9	34.9	36.4	32.4	36.9	40.0	36.9	42.8	43.5	47.2	49.6	54.9
601-692	Retail trade - Commerce de détail	517.8	530.9	553.7	595.1	528.4	519.0	532.7	510.5	528.2	519.5	529.5	528.9	536.4
601-603	Food, beverage and drug - Aliments, boissons et médicaments	146.5	153.2	162.9	179.1	158.9	158.4	173.6	167.4	182.1	171.9	168.5	169.8	167.4
601	Food stores - Magasins d'alimentation	114.8	118.8	126.0	137.7	117.1	115.3	127.7	121.4	132.8	127.5	123.6	123.8	122.2
603	Prescription drugs & patent medicine stores - Mag. de médicaments sur ordonnance & brevetés	20.7	23.2	25.8	30.2	30.6	31.8	35.3	35.5	37.0	33.6	35.2	35.9	35.6
611-615	Shoe, apparel, fabric & yarn - Chaussures, vêtements, tissus et filés	46.6	50.9	52.7	55.2	48.5	46.7	44.4	46.0	47.8	51.0	55.3	52.4	51.7
613	Women's clothing stores - Magasins de vêtements pour dames	20.2	20.8	22.5	22.9	18.3	16.8	19.0	20.0	20.7	22.9	24.4	22.1	21.7
614	Clothing stores n.e.c. - Magasins de vêtements n.c.a.	12.3	12.4	13.4	14.1	13.1	14.1	11.5	11.6	12.6	15.7	16.6	16.2	17.1
621-623	Household furniture, appliances & furnishings - Meubles, appareils et accessoires de maison	32.2	32.6	33.6	31.9	29.5	30.3	34.4	29.7	27.5	27.0	28.6	29.9	32.7
621	Household furniture stores - Magasins de meubles de maison	11.8	12.4	12.0	11.2	9.6	9.5	11.6	10.3	8.6	8.1	9.2	9.7	10.4
622	Appliance, TV, radio & stereo stores - Magasins ménagers, tv, radio & appar. stéréo	8.9	8.2	10.5	9.1	7.5	12.7	15.9	12.3	12.2	11.9	12.0	12.2	13.7
623	Household furnishings stores - Magasins d'accessoires d'ameublement	11.5	12.0	11.1	11.7	12.4	8.1	6.9	7.1	6.6	7.1	7.4	8.0	8.7
631-639	Auto vehicles, parts & access., sales & serv. - Véhicules autos, pièces & access., vente & serv.	122.4	116.2	123.6	139.3	108.3	110.6	111.9	108.1	111.7	109.7	110.7	110.8	114.7
631	Automobile dealers - Concessionnaires d'automobiles	39.0	30.7	37.7	41.0	36.7	39.9	39.1	35.7	40.1	39.9	40.7	41.7	42.9
633	Gasoline service stations - Stations-service	35.4	39.7	36.7	42.3	29.4	27.9	24.6	23.1	22.0	20.8	18.4	16.8	17.6
634	Automotive parts & accessories stores - Mag. de pièces et accessoires pour automobiles	20.5	18.4	19.9	23.9	18.0	17.1	19.0	17.9	18.6	18.0	19.1	20.1	20.7
635	Motor vehicle repair shops - Ateliers de réparation d'automobiles	20.6	19.7	22.1	24.1	18.3	19.2	25.1	24.3	24.0	23.9	25.2	24.6	23.9

Table 1
Estimates of Employment, for All Employees, by Industry, Canada, Provinces and Territories.

Tableau 1
Estimations de l'emploi, pour l'ensemble des salariés, par industrie, Canada, provinces et territoires.

SIC 1980 CTI	Industry Industrie	EMPLOYMENT IN THOUSANDS - EMPLOI EN MILLIERS												
		1987	1988	1989	1990	1991	1992	1993	1994	1995	1996	1997	1998	1999
ONTARIO														
641-641	General merchandise stores - Magasins de marchandises diverses	96.6	97.7	103.1	103.7	102.3	90.9	81.5	77.4	76.6	76.4	79.1	79.8	78.4
651-692	Other retail n.e.c. - Autres commerces de détail n.c.a.	73.5	80.4	77.7	86.0	80.8	82.1	86.9	81.8	82.4	83.6	87.3	86.2	91.5
701-761	Finance, insurance & real estate - Finances, assur. & affaires immobilières	315.2	330.1	327.9	336.6	314.3	309.1	299.3	291.8	289.7	299.8	310.3	322.6	326.2
701-749	Finance & insurance - Intermédiaires financiers et assurances	212.9	224.4	223.2	227.6	226.8	222.8	219.3	217.3	215.8	222.8	227.1	236.5	241.9
701-709	Deposit accepting intermediaries - Intermédiaires financiers de dépôts	103.2	109.5	117.6	127.1	130.8	126.2	119.8	118.9	117.6	114.4	119.2	121.9	117.4
701-702	Banks - Banques	75.9	80.4	84.8	92.1	95.0	94.1	93.6	92.8	92.4	90.2	93.1	94.2	90.5
711-712	Consumer & business financing intermediaries - Crédit à la consommation et aux entreprises	10.1	10.5	10.5	11.0	10.5	10.7	10.7	9.1	7.7	8.2	8.9	9.6	13.4
721-729	Investment intermediaries - Intermédiaires d'investissement	34.7	36.8	25.3	22.7	21.6	22.4	20.5	22.9	24.8	31.6	30.4	33.6	35.3
731-733	Insurance - Assurances	45.7	45.9	46.3	49.4	49.2	49.3	51.9	49.3	47.5	50.7	48.6	49.2	48.6
741-749	Other financial intermediaries - Autres intermédiaires financiers	19.2	21.7	23.5	17.4	14.6	14.1	16.4	17.0	18.3	18.0	19.9	22.2	27.3
751-759	Real estate operators (exc'l developers) - Services immobiliers (sauf lotisseurs)	41.6	43.9	44.2	42.6	38.5	36.9	36.9	34.7	34.9	36.4	40.4	42.1	41.3
761-761	Insurance & real estate agent - Agences d'assur. et agences immobilières	60.7	61.7	60.6	66.4	49.0	49.5	43.1	39.8	39.0	40.6	42.7	44.0	43.0
771-779	Comm., business & pers. services - Services socio-culturels, comm. et pers.	1,511.8	1,541.0	1,599.6	1,624.9	1,563.9	1,509.1	1,543.5	1,566.9	1,616.6	1,619.6	1,660.6	1,721.4	1,764.4
771-779	Business services - Services aux entreprises	268.1	264.8	277.2	276.7	253.0	232.3	243.7	258.6	282.2	306.0	330.6	361.8	401.6
775	Arch., eng. & other scientific & tech. serv. - Arch., ingénieurs et autres serv. scient. et tech.	37.6	35.6	39.5	47.3	45.2	34.0	39.0	40.5	44.0	45.8	50.7	56.3	55.3
779	Other business services - Autres services aux entreprises	56.9	62.8	59.6	60.4	58.7	58.0	55.5	62.1	63.9	65.7	69.8	75.1	91.1
851-859	Educational & related services - Services d'enseignement et services annexes	311.2	321.3	331.0	344.1	356.1	355.9	358.2	356.4	356.8	346.8	331.7	342.9	344.0
851	Elementary & secondary education - Enseignement élémentaire et secondaire	190.8	199.6	209.3	215.9	223.9	223.4	226.2	224.3	223.8	221.7	211.3	222.6	222.8
852	Post-second. non-university education - Enseignement postsecondaire non univers.	38.0	37.1	36.8	38.5	39.5	40.6	42.5	43.1	43.7	38.4	36.2	35.4	34.3
853	University education - Enseignement universitaire	64.1	66.1	67.2	70.5	72.9	72.1	72.3	69.4	68.3	66.8	65.1	66.6	67.4
854	Library services - Bibliothèques	10.4	10.0	9.9	10.6	11.6	11.0	10.5	10.4	10.0	8.8	7.9	7.9	8.4
855	Museums & archives - Musées et archives	3.6	3.4	3.2	4.0	4.8	3.2	3.7	4.1	4.2	4.0	3.9	3.6	3.7
859	Other educational services - Autres services d'enseignement	4.4	5.1	4.6	4.6	3.4	5.6	3.0	5.2	6.9	7.0	7.2	6.7	7.3
861-869	Health & social services - Services de soins de santé et services sociaux	375.7	386.9	400.1	414.8	419.3	411.4	419.5	426.2	446.4	426.6	434.7	433.9	432.1
861	Hospitals - Hôpitaux	164.7	172.2	174.6	176.3	179.0	176.6	176.0	173.4	167.4	161.4	158.4	155.0	152.8
862	Other institutional health & social services - Autres établ. de soins de santé & serv. sociaux	79.9	81.6	84.1	84.0	83.8	77.0	76.5	84.9	95.1	84.2	84.0	83.3	82.8
911-922	Accommodation, food & beverage services - Hébergement et restauration	323.4	324.8	342.6	332.3	288.8	274.0	286.0	275.7	277.2	283.4	297.7	306.1	305.4
911-914	Accommodation services - Services d'hébergement	69.5	73.0	78.2	70.9	59.9	53.9	53.6	50.4	48.2	53.4	55.4	52.4	46.2
921-922	Food & beverage services - Services de la restauration	253.9	251.7	264.4	261.4	228.9	220.1	232.4	225.3	229.0	230.0	242.3	253.7	259.1
921	Food services - Services de restauration	224.2	221.8	232.4	231.4	208.7	207.0	224.3	216.0	218.7	220.4	231.9	242.8	246.5
961-999	Miscellaneous services - Services divers	233.3	243.1	248.7	257.1	246.7	235.6	236.3	249.9	254.0	256.8	266.0	276.8	281.3

Table 1
Estimates of Employment, for All Employees, by Industry, Canada, Provinces and Territories.

Tableau 1
Estimations de l'emploi, pour l'ensemble des salariés, par industrie, Canada, provinces et territoires.

SIC 1980 CTI	Industry Industrie	EMPLOYMENT IN THOUSANDS - EMPLOI EN MILLIERS												
		1987	1988	1989	1990	1991	1992	1993	1994	1995	1996	1997	1998	1999
ONTARIO														
961-969	Amusement & recreational services - Services de divertissements et de loisirs	66.9	74.4	73.9	87.1	73.3	73.9	73.4	74.8	77.5	79.3	88.5	90.6	92.2
991-999	Other services - Autres services	76.5	80.8	79.9	84.5	86.6	77.7	78.7	88.6	92.5	91.4	90.0	97.5	101.9
990	Other services n.e.c. - Autres services n.c.a.	30.8	27.8	27.5	36.4	39.6	29.4	31.5	40.3	38.6	37.0	34.5	39.2	41.2
995	Services to buildings & dwellings - Serv. relatifs aux bâtiments et habitations	24.9	29.9	29.9	24.4	27.3	29.5	27.1	25.4	27.4	31.4	31.6	33.2	34.8
996	Travel services - Services de voyages	13.7	15.4	15.0	13.2	9.5	10.8	10.7	13.6	15.4	12.7	11.9	12.0	12.5
812-837 Public administration - Administration publique		246.8	256.5	258.2	260.9	269.2	269.7	262.9	263.0	258.0	243.7	237.0	230.3	226.9
812-817	Federal administration (excl the military) - Administration fédérale (sauf la défense)	105.7	106.9	108.7	110.8	115.2	115.6	110.5	112.1	107.7	101.3	93.6	93.6	94.2
822-827	Provincial administration - Administration provinciale	61.6	65.7	63.5	61.4	62.8	62.9	63.3	62.0	61.0	54.4	53.9	51.6	50.5
832-837	Local administration - Administration locale	79.6	83.9	86.0	88.8	91.2	91.2	89.1	88.8	89.3	88.0	89.5	85.1	82.2
451-484 Service producing industries - Branches 501-999 productrices de services		3,097.8	3,179.8	3,289.1	3,373.3	3,192.7	3,129.9	3,135.2	3,125.7	3,198.3	3,206.1	3,296.8	3,380.4	3,451.8
000-999 Industrial aggregate - Ensemble des industries		4,404.4	4,506.5	4,662.3	4,649.6	4,306.3	4,162.2	4,139.8	4,181.0	4,270.2	4,293.4	4,422.8	4,560.3	4,660.9
MANITOBA														
061-092 Mining (incl. milling), quarrying and oil wells Mines (y compris broyage), carrières et puits de pétrole		4.1	4.2	4.6	4.5	4.1	4.1	3.8	3.6	3.4	2.9	3.9	3.8	3.0
101-399 Manufacturing - Industries manufacturières		61.7	62.5	62.3	60.6	51.5	50.0	49.1	48.5	53.2	55.1	57.5	61.1	63.4
Non-durable goods - Biens non durables		32.7	33.1	32.1	30.7	26.7	25.1	24.6	23.4	25.3	24.6	25.4	27.0	27.9
Durable goods - Biens durables		29.0	29.4	30.2	29.9	24.8	24.9	24.5	25.1	27.9	30.5	32.1	34.1	35.5
101-109	Food - Aliments	10.5	10.4	9.6	8.7	7.9	7.2	7.0	6.2	6.5	7.0	6.7	6.5	6.6
243-249	Clothing - Habillement	8.1	7.8	7.3	6.8	5.4	4.9	5.3	5.1	5.0	4.9	4.7	4.8	4.6
244	Women's clothing - Vêtements pour dames	3.2	2.9	2.7	2.5	2.1	2.3	2.8	2.6	2.9	2.7	2.5	2.8	2.9
254	Sash, doors & other millwork - Portes, châssis et autres bois travaillés	1.7	1.7	1.7	1.9	1.7	1.7	2.2	2.8	3.3	2.7	2.9	3.1	3.1
281-284	Printing, publishing & allied ind. - Imprimerie, édition et industries connexes	6.1	6.5	6.5	6.6	6.2	7.0	5.8	5.8	5.8	6.1	6.4	7.1	7.6
281	Commercial printing - Impression commerciale	2.1	2.3	2.3	2.1	2.3	3.2	2.4	2.6	3.0	3.3	3.5	3.4	3.7
321-329	Transportation equipment - Matériel de transport	6.5	6.7	7.2	7.6	7.0	6.8	6.6	6.8	6.8	7.7	8.7	10.0	10.5
321	Aircraft & aircraft parts - Aéronefs et pièces d'aéronefs	3.2	3.2	3.6	4.1	3.8	3.6	3.5	3.3	3.0	2.9	3.2	3.7	4.0
401-449 Construction - Construction		17.3	16.5	15.2	15.5	13.8	13.6	12.3	13.2	13.9	14.2	14.3	15.7	16.7
401-402	Bldg, developing & general contracting - Constructeurs, promoteurs et entrep. généraux	3.6	3.6	3.0	2.9	3.2	2.8	2.8	3.2	3.4	3.0	3.0	3.4	3.8
411-412	Industrial & heavy (engineering) construction - Constr. lourde et industrielle (génie)	2.8	2.6	2.6	2.1	1.5	1.7	1.7	2.0	1.9	1.8	1.7	1.8	2.1
421-429	Trade contracting - Entrepreneurs spécialisés	10.5	10.0	9.3	10.0	8.8	8.8	7.5	7.8	8.5	9.1	9.3	10.1	10.4
041-449 Goods producing industries - Branches 491-999 productrices de biens		89.6	89.9	88.9	87.4	76.2	74.4	71.9	71.8	77.2	79.1	82.5	87.6	90.0

Annual Estimates of Employment, Earnings and Hours, 1987-1999, Statistics Canada
 Estimations annuelles de l'Emploi, des gains et de la durée du travail, 1987-1999, Statistique Canada

Table 1
Estimates of Employment, for All Employees, by Industry, Canada, Provinces and Territories.

Tableau 1
Estimations de l'emploi, pour l'ensemble des salariés, par industrie, Canada, provinces et territoires.

SIC 1980 CTI	Industry Industrie	EMPLOYMENT IN THOUSANDS - EMPLOI EN MILLIERS												
		1987	1988	1989	1990	1991	1992	1993	1994	1995	1996	1997	1998	1999
MANITOBA														
	451-499 Transportation, storage, comm. & other utilities - Transp., entreposage, comm. et autres services publics	40.6	41.4	42.7	42.4	42.4	42.1	41.7	42.7	43.1	43.5	42.6	42.8	44.1
	451-479 Transportation & storage - Transport et entreposage	24.6	25.2	26.3	25.7	25.0	24.5	24.9	25.8	26.2	26.6	26.3	26.5	28.3
	451-459 Transportation - Transport	23.4	24.1	25.3	24.6	24.0	22.8	23.3	24.1	24.2	23.9	23.9	24.0	25.8
	481-499 Communication & other utilities - Communications et autres services publics	15.9	16.2	16.5	16.7	17.4	17.7	16.8	16.9	16.9	16.8	16.2	16.3	15.9
	481-484 Communication - Communications	10.4	10.5	10.7	10.8	11.4	11.7	10.9	10.9	10.8	10.6	10.0	10.1	9.6
	482 Telecommunication carriers - Transmission des télécommunications	5.3	5.3	5.6	5.8	5.9	5.8	5.3	5.0	4.8	4.6
	491-499 Other Utilities - Autres services publics	5.5	5.6	5.8	5.9	6.0	5.9	5.9	6.0	6.1	6.2	6.2	6.2	6.2
	491 Electric power systems - Énergie électrique	4.2	4.3	4.4	4.4	4.7	4.7	4.6	4.6	4.7	4.8	4.7	4.8	5.1
	501-692 Trade - Commerce	76.1	76.6	72.5	75.7	70.1	67.8	68.8	74.1	74.5	75.6	77.1	78.2	81.3
	501-599 Wholesale Trade - Commerce de gros	26.5	25.0	23.7	24.4	22.8	21.8	21.2	22.5	24.3	24.6	25.6	27.3	27.4
	571-579 Machinery, equipment & supplies - Machines, matériel et fournitures	6.4	6.6	7.3	7.5	6.5	6.0	5.3	5.6	6.9	7.9	6.9	7.5	7.6
	601-692 Retail trade - Commerce de détail	49.6	51.6	48.9	51.3	47.3	46.0	47.6	51.6	50.2	51.0	51.4	50.9	53.8
	601-603 Food, beverage and drug - Aliments, boissons et médicaments	14.7	15.0	14.4	16.5	15.4	15.0	15.0	17.5	17.9	18.1	18.6	18.5	19.9
	601 Food stores - Magasins d'alimentation	10.9	10.8	11.3	13.1	12.6	12.6	12.3	13.1	14.2	14.4	15.0	14.7	16.3
	611-615 Shoe, apparel, fabric & yarn - Chaussures, vêtements, tissus et filés	4.2	4.7	4.7	4.5	4.5	4.3	4.6	4.0	4.0	4.2	4.3	4.4	4.8
	631-639 Auto vehicles, parts & access., sales & serv. - Véhicules autos, pièces & access., vente & serv.	12.6	13.5	12.8	12.0	10.1	9.0	10.3	10.9	10.8	11.0	11.0	11.0	10.9
	641-641 General merchandise stores - Magasins de marchandises diverses	11.1	11.4	10.6	10.0	9.7	9.0	8.9	9.8	9.0	8.5	8.7	8.0	8.7
	651-692 Other retail n.e.c. - Autres commerces de détail n.c.a.	5.0	5.1	4.6	6.1	5.5	7.0	6.8	7.2	6.5	7.0	6.9	6.7	7.1
	701-761 Finance, insurance & real estate - Finances, assur. & affaires immobilières	24.9	25.7	27.1	26.8	27.6	27.1	27.4	26.0	26.0	25.9	26.4	26.7	28.5
	701-749 Finance & insurance - Intermédiaires financiers et assurances	19.1	19.8	21.3	21.2	21.0	21.5	21.7	20.5	20.5	20.0	19.5	19.7	21.8
	701-709 Deposit accepting intermediaries - Intermédiaires financiers de dépôts	8.3	8.4	8.7	9.5	10.0	9.6	10.3	9.7	9.8	9.1	9.3	9.5	11.4
	701-702 Banks - Banques	5.6	5.7	5.9	6.3	6.6	6.7	6.7	6.7	6.7	6.2	6.5	6.3	8.0
	721-729 Investment intermediaries - Intermédiaires d'investissement	2.8	2.8	3.3	3.4	2.9	3.2	3.2	3.2	3.1	3.2	3.7	3.5	3.7
	731-733 Insurance - Assurances	5.8	6.1	6.1	5.8	6.2	6.8	6.5	5.6	5.5	5.5	5.3	5.3	5.4
	751-759 Real estate operators (exc'l developers) - Services immobiliers (sauf lotisseurs)	2.4	2.4	2.8	3.2	3.8	3.4	2.8	3.2	3.1	3.4	3.9	4.0	4.0
	761-761 Insurance & real estate agent - Agences d'assur. et agences immobilières	3.4	3.4	3.1	2.4	2.8	2.2	2.9	2.3	2.3	2.6	2.9	3.0	2.7
	771-779 Comm., business & pers. services - Services socio-culturels, comm. et pers.	141.2	147.5	149.1	154.6	146.6	150.2	151.0	156.3	163.4	168.3	170.6	175.9	184.3
	771-779 Business services - Services aux entreprises	11.3	11.3	14.4	14.7	14.1	14.1	14.2	16.2	17.3	18.5	19.3	20.0	22.2
	851-859 Educational & related services - Services d'enseignement et services annexes	35.4	36.3	37.3	38.3	36.2	37.7	38.4	37.8	38.9	38.3	38.5	39.4	41.0
	851 Elementary & secondary education - Enseignement élémentaire et secondaire	24.4	25.6	26.9	27.6	25.9	27.2	28.0	27.8	28.4	27.9	27.5	27.6	28.3

Table 1
Estimates of Employment, for All Employees, by Industry, Canada, Provinces and Territories.

Tableau 1
Estimations de l'emploi, pour l'ensemble des salariés, par industrie, Canada, provinces et territoires.

SIC 1980 CTI	Industry Industrie	EMPLOYMENT IN THOUSANDS - EMPLOI EN MILLIERS												
		1987	1988	1989	1990	1991	1992	1993	1994	1995	1996	1997	1998	1999
MANITOBA														
852	Post-second. non-university education - Enseignement postsecondaire non univers.	1.7	1.6	1.5	1.7	1.6	1.8	1.6	1.3	2.1	2.1	2.5	2.4	2.4
853	University education - Enseignement universitaire	7.8	7.8	7.6	7.8	7.4	7.5	7.5	7.3	7.1	7.1	7.4	8.0	8.9
861-869	Health & social services - Services de soins de santé et services sociaux	45.9	49.9	49.0	52.8	49.4	49.9	49.9	51.5	54.1	58.6	60.0	60.9	61.9
861	Hospitals - Hôpitaux	21.0	22.3	22.9	23.5	23.7	23.7	23.7	23.2	22.7	23.3	22.5	23.1	24.0
911-922	Accommodation, food & beverage services - Hébergement et restauration	28.3	29.3	26.0	26.4	26.2	26.9	27.1	28.7	30.9	30.5	30.5	31.4	32.5
921-922	Food & beverage services - Services de la restauration	18.1	19.9	18.0	18.7	19.3	19.2	19.8	21.0	23.3	22.2	22.2	22.8	23.0
921	Food services - Services de restauration	17.4	19.1	17.3	18.0	18.5	18.5	19.4	20.7	23.2	22.2	22.1	22.7	22.8
961-999	Miscellaneous services - Services divers	20.2	20.7	22.5	22.3	20.7	21.6	21.4	22.2	22.2	22.3	22.3	24.1	26.7
991-999	Other services - Autres services	5.8	5.3	6.8	7.5	7.5	7.5	8.4	8.1	8.7	8.7	8.5	8.3	8.6
990	Other services n.e.c. - Autres services n.c.a.	2.8	2.4	2.7	3.8	4.2	3.7	3.9	4.0	4.6	4.3	4.3	4.1	4.6
812-837	Public administration - Administration publique	30.2	30.3	30.0	30.3	30.6	31.0	30.6	29.8	28.8	29.3	29.1	30.3	33.6
812-817	Federal administration (exc'l the military) - Administration fédérale (sauf la défense)	11.1	11.2	11.3	11.4	12.1	12.1	12.0	11.7	10.7	10.6	9.6	9.6	10.1
822-827	Provincial administration - Administration provinciale	11.5	11.4	11.0	11.1	10.9	11.0	10.6	10.1	10.0	9.7	9.6	9.8	10.5
832-837	Local administration - Administration locale	7.5	7.7	7.7	7.8	7.7	7.9	8.0	8.0	8.0	9.1	9.9	10.9	13.0
451-484	Service producing industries - Branches productrices de services	307.4	315.8	315.8	323.8	311.3	312.4	313.6	323.0	329.6	336.4	339.6	347.7	365.5
000-999	Industrial aggregate - Ensemble des industries	397.1	405.7	404.7	411.3	387.5	386.8	385.5	396.4	408.6	417.1	425.0	438.9	459.2
SASKATCHEWAN														
041-051	Logging and forestry - Exploitation forestière et serv. forestiers	0.7	0.7	0.8	0.8	0.7	0.7	0.8	1.0	1.0	1.0	1.1	1.2	1.1
061-092	Mining (incl. milling), quarrying and oil wells - Mines (y compris broyage), carrières et puits de pétrole	9.0	8.9	8.8	8.4	7.6	7.3	7.4	7.5	8.9	9.2	10.1	9.8	9.5
062	Non-metal mines (except coal) - Mines de minerais non métalliques (sauf le charbon)	4.1	3.8	3.6	3.5	3.4	3.2	3.0	2.9	3.1	2.7	3.3	..	3.6
091-092	Services incidental to mineral extraction - Industrie des services miniers	2.3	2.1	2.6	2.6	2.1	1.7	2.4	2.4	2.9	2.8	2.9	2.9	2.6
101-399	Manufacturing - Industries manufacturières	23.0	23.6	25.5	25.3	20.9	21.2	20.9	23.5	24.9	23.9	25.2	26.4	26.5
	Non-durable goods - Biens non durables	12.2	12.7	13.6	13.6	12.1	12.2	11.1	12.1	12.8	11.8	12.0	12.5	13.9
	Durable goods - Biens durables	10.9	10.8	11.9	11.7	8.8	9.1	9.7	11.3	12.2	12.2	13.2	13.9	12.6
101-109	Food - Aliments	4.2	4.3	4.3	4.3	4.1	4.4	4.1	4.2	5.2	4.1	4.3	5.3	5.6
101	Meat and poultry products - Viande & volaille	1.6	1.8	1.9	1.8	1.8	1.9	2.0	2.1	2.3	1.9	1.9	2.1	1.9
251-259	Wood - Bois	1.9	1.6	1.7	1.2	0.9	0.9	1.1	1.6	1.7	1.8	1.9	2.2	1.9
281-284	Printing, publishing & allied ind. - Imprimerie, édition et industries connexes	3.4	3.3	4.1	4.4	3.5	3.4	3.1	3.5	3.1	3.2	3.1	2.0	2.0
284	Combined publishing & printing - Impression et édition combinées	1.4	1.5	1.7	1.9	1.5	1.6	1.6	1.7	1.8	2.0	1.7	0.6	0.5
311-319	Machinery (ex. elect. mach.) - Machinerie (sauf électrique)	2.2	2.4	2.9	2.9	2.0	2.3	2.8	3.8	3.3	3.9	4.5	4.6	3.6

Table 1
Estimates of Employment, for All Employees, by Industry, Canada, Provinces and Territories.

Tableau 1
Estimations de l'emploi, pour l'ensemble des salariés, par industrie, Canada, provinces et territoires.

SIC 1980 CTI	Industry Industrie	EMPLOYMENT IN THOUSANDS - EMPLOI EN MILLIERS												
		1987	1988	1989	1990	1991	1992	1993	1994	1995	1996	1997	1998	1999
SASKATCHEWAN														
311	Agricultural implements - Instruments aratoires	1.5	1.7	1.9	2.1	1.5	1.8	2.3	3.0	2.1	3.0	3.6	3.4	2.5
401-449 Construction - Construction		15.0	14.5	14.5	14.1	11.7	11.3	12.0	14.1	13.3	13.0	14.5	15.9	15.7
421-429	Trade contracting - Entrepreneurs spécialisés	8.5	8.1	8.3	8.2	6.9	6.8	7.6	8.4	7.9	7.4	7.9	8.8	8.9
041-449 Goods producing industries - Branches 491-499 productrices de biens		51.7	51.3	53.4	52.7	44.9	44.8	45.4	50.6	52.7	51.3	54.8	57.3	56.5
451-499 Transportation, storage, comm. & other utilities - Transp., entreposage, comm. et autres services publics		29.7	30.0	30.2	30.3	29.3	29.2	28.5	28.9	29.3	26.1	27.5	28.7	27.7
451-479	Transportation & storage - Transport et entreposage	16.7	17.0	16.6	16.7	15.7	16.1	15.4	15.5	16.0	14.2	14.8	15.0	14.6
481-499	Communication & other utilities - Communications et autres services publics	12.9	13.0	13.5	13.5	13.5	13.1	13.1	13.4	13.2	11.9	12.6	13.7	13.1
481-484	Communication - Communications	9.0	9.4	9.7	9.4	9.5	8.8	8.8	8.8	8.7	7.8	8.8	9.8	9.4
482	Telecommunication carriers - Transmission des télécommunications	4.9	5.1	5.1	5.0	4.6	4.3	4.2	4.2	4.3	3.6	4.4	4.7	4.8
491-499	Other Utilities - Autres services publics	3.9	3.6	3.8	4.1	4.0	4.2	4.3	4.6	4.6	4.1	3.9	3.9	3.7
501-692 Trade - Commerce		60.2	62.2	61.4	61.6	60.6	60.9	62.4	61.7	65.6	64.8	66.3	68.8	69.5
501-599	Wholesale Trade - Commerce de gros	18.6	18.7	18.6	17.9	16.8	17.8	19.0	18.0	21.1	21.0	20.7	20.9	20.4
601-692	Retail trade - Commerce de détail	41.6	43.5	42.8	43.7	43.8	43.1	43.4	43.7	44.5	43.8	45.6	48.0	49.2
601-603	Food, beverage and drug - Aliments, boissons et médicaments	9.5	10.2	11.6	12.7	13.1	11.2	12.1	12.8	14.7	14.7	14.6	16.0	17.7
601	Food stores - Magasins d'alimentation	7.4	8.2	9.4	10.0	10.0	8.4	9.5	9.8	11.2	11.7	11.8	12.8	14.6
611-615	Shoe, apparel, fabric & yarn - Chaussures, vêtements, tissus et filés	3.4	3.4	3.6	3.7	3.4	3.3	3.1	3.4	3.6	3.6	3.5	3.2	3.2
613	Women's clothing stores - Magasins de vêtements pour dames	1.3	1.1	1.2	1.1	1.1	1.2	1.2	1.4	1.3	1.6	1.7	1.3	1.3
631-639	Auto vehicles, parts & access., sales & serv. Véhicules autos, pièces & access., vente & serv.	12.2	13.6	11.7	11.8	11.0	12.9	12.8	11.3	10.5	11.6	12.4	13.0	13.2
641-641	General merchandise stores - Magasins de marchandises diverses	9.9	9.9	9.5	9.0	9.9	9.3	8.2	8.4	8.1	7.7	8.1	8.6	7.6
651-692	Other retail n.e.c. - Autres commerces de détail n.c.a.	4.7	4.5	4.5	4.9	4.5	4.8	5.9	5.8	5.7	5.0	5.3	5.5	5.6
701-761 Finance, insurance & real estate - Finances, assur. & affaires immobilières		22.6	22.6	21.4	22.9	20.8	20.2	20.5	19.7	21.5	22.8	23.1	24.5	25.7
701-749	Finance & insurance - Intermédiaires financiers et assurances	14.9	15.3	15.7	16.2	14.2	14.8	14.7	14.5	15.7	16.9	17.5	18.1	18.1
701-709	Deposit accepting intermediaries - Intermédiaires financiers de dépôts	9.7	10.2	10.3	10.1	9.2	9.4	8.9	8.5	9.2	9.3	8.9	9.0	8.5
701-702	Banks - Banques	5.0	5.1	5.2	5.3	5.2	5.3	5.2	4.9	5.3	5.5	5.3	..	4.2
731-733	Insurance - Assurances	2.9	2.8	3.1	3.1	2.8	2.9	3.5	3.9	4.1	4.4	4.4	4.6	4.8
751-759	Real estate operators (exc'l developers) - Services immobiliers (sauf lotisseurs)	4.8	4.1	3.0	3.8	3.8	2.5	3.1	2.9	3.1	3.1	2.6	2.4	2.8
761-761	Insurance & real estate agent - Agences d'assur. et agences immobilières	2.9	3.1	2.6	2.8	2.8	2.9	2.7	2.3	2.7	2.8	3.0	4.0	4.9
771-779 Comm., business & pers. services - Services 851-999 socio-culturels, comm. et pers.		120.9	125.9	128.6	132.6	129.2	130.4	128.0	127.4	128.1	132.2	138.0	143.8	148.4
771-779	Business services - Services aux entreprises	9.1	9.3	8.9	10.4	10.0	10.2	9.3	10.2	11.1	11.2	12.3	13.4	13.9

Table 1
Estimates of Employment, for All Employees, by Industry, Canada, Provinces and Territories.

Tableau 1
Estimations de l'emploi, pour l'ensemble des salariés, par industrie, Canada, provinces et territoires.

SIC 1980 CTI	Industry Industrie	EMPLOYMENT IN THOUSANDS - EMPLOI EN MILLIERS												
		1987	1988	1989	1990	1991	1992	1993	1994	1995	1996	1997	1998	1999
SASKATCHEWAN														
851-859	Educational & related services - Services d'enseignement et services annexes	30.2	30.8	32.4	32.5	33.8	34.6	35.3	33.8	32.0	33.0	32.3	32.5	32.4
851	Elementary & secondary education - Enseignement élémentaire et secondaire	18.2	18.4	20.0	19.8	20.3	20.3	21.0	21.3	20.8	21.3	21.4	21.2	21.1
854	Library services - Bibliothèques	1.3	1.4	1.4	1.5	1.3	1.3	1.2	1.2	1.2	1.2	0.7	0.8	0.8
861-869	Health & social services - Services de soins de santé et services sociaux	37.4	41.0	39.7	44.8	46.3	47.4	43.8	41.7	43.2	43.9	48.0	52.0	55.4
861	Hospitals - Hôpitaux	18.2	19.3	18.5	20.7	20.7	20.7	19.6	19.1	19.0	19.8	19.3	19.5	20.1
911-922	Accommodation, food & beverage services - Hébergement et restauration	23.2	22.2	20.5	21.8	21.8	21.5	23.4	24.9	26.3	27.7	29.2	28.9	29.6
911-914	Accommodation services - Services d'hébergement	9.8	8.8	7.8	8.3	6.7	7.1	7.8	8.4	8.4	7.7	8.7	7.7	7.6
921-922	Food & beverage services - Services de la restauration	13.4	13.4	12.7	13.5	15.1	14.3	15.5	16.5	17.8	20.0	20.6	21.3	22.0
921	Food services - Services de restauration	12.7	12.7	12.0	12.8	14.1	13.8	15.2	15.9	16.9	18.8	19.3	19.8	20.5
961-999	Miscellaneous services - Services divers	21.0	22.5	27.1	23.0	17.3	16.8	16.3	16.8	15.5	16.3	16.2	16.9	17.1
993	Photographers - Photographes	1.6	0.8	1.1	0.5	0.2	0.2	0.1	0.1	0.1	0.1	0.1	0.1	0.1
812-837	Public administration - Administration publique	26.9	26.7	26.5	26.7	26.5	26.9	26.3	25.1	24.3	24.8	25.1	26.3	27.8
812-817	Federal administration (exc'l the military) - Administration fédérale (sauf la défense)	8.2	8.2	8.1	8.2	8.4	8.1	8.2	7.8	7.6	7.5	6.9	6.9	6.8
822-827	Provincial administration - Administration provinciale	9.5	9.4	9.2	9.6	9.3	9.4	8.6	8.3	8.1	7.8	7.7	7.7	8.0
832-837	Local administration - Administration locale	9.1	9.1	9.3	8.9	8.9	9.4	9.5	9.0	8.6	9.4	10.5	11.8	13.0
451-484	Service producing industries - Branches productrices de services	256.3	263.7	264.2	269.9	262.4	263.4	261.5	258.2	264.1	266.6	276.1	288.1	295.4
000-999	Industrial aggregate - Ensemble des industries	308.0	315.0	317.6	322.6	307.3	308.2	306.8	310.0	318.2	321.2	335.3	348.9	354.0
ALBERTA														
041-051	Logging and forestry - Exploitation forestière et serv. forestiers	2.8	3.0	2.9	3.1	3.3	2.8	2.9	2.7	2.5	2.2	2.3	2.6	2.5
061-092	Mining (incl. milling), quarrying and oil wells - Mines (y compris broyage), carrières et puits de pétrole	69.9	73.0	71.8	71.4	74.2	63.9	59.1	70.0	64.0	61.7	68.1	71.6	69.2
071-071	Crude petroleum & natural gas - Pétrole brut et gaz naturel	36.7	38.6	39.7	39.9	41.4	37.3	30.7	33.0	32.9	32.1	33.8	35.3	35.5
091-092	Services incidental to mineral extraction - Industrie des services miniers	29.4	30.4	27.7	26.7	28.7	23.1	24.5	33.2	27.3	25.3	30.0	32.4	29.8
091	Services incid. to crude petroleum & nat. gas - Services relat. au pétrole brut et au gas nat.	26.0	27.3	24.4	23.7	25.9	20.1	22.3	29.5	24.2	23.2	28.5	31.0	28.2
101-399	Manufacturing - Industries manufacturières	89.8	92.5	96.5	99.6	90.1	86.4	88.0	90.5	93.0	101.3	109.8	114.9	115.9
	Non-durable goods - Biens non durables	40.4	40.7	42.8	44.0	43.5	42.5	43.2	43.0	44.8	45.2	46.2	46.9	47.9
	Durable goods - Biens durables	49.3	51.7	53.7	55.6	46.7	43.9	44.9	47.4	48.2	56.0	63.7	68.0	68.0
101-109	Food - Aliments	13.5	13.6	14.3	15.1	14.4	14.1	14.5	13.8	15.6	15.1	15.1	14.4	15.0
251-259	Wood - Bois	7.4	7.0	7.6	7.3	6.1	6.1	7.0	6.7	7.9	9.5	10.1	11.2	11.8
251	Sawmill, planing mill & shingle mill products - Scieries, ateliers de rabotage et usines de bardeaux	2.7	2.7	2.9	3.4	2.9	2.7	3.1	2.8	2.9	4.3	3.8	3.6	4.2

Table 1
Estimates of Employment, for All Employees, by Industry, Canada, Provinces and Territories.

Tableau 1
Estimations de l'emploi, pour l'ensemble des salariés, par industrie, Canada, provinces et territoires.

SIC 1980 CTI	Industry Industrie	EMPLOYMENT IN THOUSANDS - EMPLOI EN MILLIERS												
		1987	1988	1989	1990	1991	1992	1993	1994	1995	1996	1997	1998	1999
ALBERTA														
281-284	Printing, publishing & allied ind.- Imprimerie, édition et industries connexes	9.8	9.3	9.7	9.9	9.4	8.5	9.4	9.4	9.6	9.6	9.7	10.1	10.0
311-319	Machinery (ex. elect. mach.) - Machinerie (sauf électrique)	6.5	6.6	6.0	5.5	6.6	6.2	5.7	6.4	7.4	7.9	9.8	9.6	8.7
319	Other machinery & equipment - Autres machineries et équipements	5.0	5.1	4.6	4.5	6.0	5.6	5.1	5.9	6.9	7.1	8.7	8.7	7.7
371-379	Chemical & chemical products - Produits chimiques	5.1	5.2	5.6	6.4	6.8	5.9	6.3	6.0	6.3	5.9	6.3	6.2	6.0
371	Industrial chemicals n.e.c. - Produits chimiques d'usage industriel n.c.a.	1.1	1.0	1.6	1.8	2.1	2.0	3.4	3.1	3.2	3.5	3.7	3.4	3.0
401-449 Construction - Construction		52.9	57.0	62.0	67.5	60.8	60.4	59.8	59.8	63.0	62.5	71.4	79.1	83.4
401-402	Bldg, developing & general contracting - Constructeurs, promoteurs et entrep. généraux	13.0	13.1	16.0	15.9	17.4	16.3	15.3	11.2	11.2	10.9	12.4	12.7	14.1
401	Residential building & development - Promotion et construction de bâtiments résidentiels	7.1	7.2	8.7	8.5	9.2	10.8	9.4	6.2	6.5	6.3	7.2	8.2	8.5
411-412	Industrial & heavy (engineering) construction - Constr. lourde et industrielle (génie)	9.2	11.4	12.6	13.6	11.2	11.3	11.0	13.1	13.0	13.4	16.6	18.6	18.5
411	Industrial const. (other than buildings) - Constr. industrielle (autre que bâtiment)	3.4	4.4	5.0	6.2	5.9	5.8	6.5	7.8	7.6	7.0	8.6	9.2	9.0
421-429	Trade contracting - Entrepreneurs spécialisés	29.1	30.5	31.3	36.1	30.0	31.5	31.9	33.7	37.0	34.9	39.5	44.5	45.0
041-449 Goods producing industries - Branches productrices de biens		227.1	237.7	246.1	255.3	242.3	227.5	223.3	236.2	234.8	238.5	263.4	279.8	283.2
451-499 Transportation, storage, comm. & other utilities - Transp., entreposage, comm. et autres services publics		88.9	91.3	93.0	100.4	92.2	92.4	90.2	86.6	86.8	85.8	92.7	93.7	98.0
451-479	Transportation & storage - Transport et entreposage	51.7	53.3	54.4	60.6	53.5	53.7	53.6	50.1	51.1	52.3	57.7	58.3	60.9
451-459	Transportation - Transport	45.1	46.7	47.4	53.0	46.0	45.5	46.0	42.5	44.0	45.6	51.3	52.6	55.0
456	Truck transport - Camionnage	16.1	15.8	15.3	18.5	16.8	16.9	18.8	18.0	19.5	20.6	23.4	24.4	26.0
481-499	Communication & other utilities - Communications et autres services publics	37.1	38.0	38.6	39.8	38.6	38.7	36.6	36.5	35.7	33.5	35.0	35.3	37.1
481-484	Communication - Communications	25.4	25.7	25.8	26.0	24.8	24.7	23.0	23.4	23.4	22.7	23.2	23.7	24.9
482	Telecommunication carriers - Transmission des télécommunications	13.9	14.0	14.5	14.8	13.9	13.1	10.6	10.1	10.0	9.0
491-499	Other Utilities - Autres services publics	11.7	12.3	12.8	13.7	13.9	14.0	13.5	13.1	12.3	10.8	11.8	11.7	12.2
491	Electric power systems - Énergie électrique	6.7	6.9	7.2	7.5	7.7	7.6	7.4	7.0	6.3	5.3	5.7	5.2	5.7
501-692 Trade - Commerce		180.5	189.7	197.9	203.6	197.6	188.0	183.9	199.8	204.6	207.0	221.8	231.2	235.2
501-599	Wholesale Trade - Commerce de gros	53.0	56.7	58.1	60.6	63.8	58.5	57.9	63.4	65.6	67.4	75.4	79.8	80.4
571-579	Machinery, equipment & supplies - Machines, matériel et fournitures	20.1	21.9	23.3	23.6	23.9	21.0	20.4	23.6	26.0	24.6	27.2	28.4	26.4
601-692	Retail trade - Commerce de détail	127.5	133.0	139.8	143.0	133.9	129.4	126.0	136.4	139.0	139.6	146.4	151.4	154.8
601-603	Food, beverage and drug - Aliments, boissons et médicaments	32.6	33.5	35.2	35.9	33.0	35.1	37.5	46.7	47.2	48.4	48.3	51.0	53.2
601	Food stores - Magasins d'alimentation	21.7	21.9	21.7	24.8	25.1	27.4	29.4	38.3	36.6	37.4	36.8	39.3	41.3
611-615	Shoe, apparel, fabric & yarn - Chaussures, vêtements, tissus et filés	11.4	12.5	13.3	14.3	12.5	12.5	11.4	12.3	13.3	12.7	13.3	12.7	12.8
631-639	Auto vehicles, parts & access., sales & serv. - Véhicules autos, pièces & access., vente & serv.	33.2	37.8	40.9	40.4	39.9	31.3	29.1	33.4	34.3	34.4	37.2	39.1	40.1
641-641	General merchandise stores - Magasins de marchandises diverses	30.0	28.3	27.7	26.1	23.3	22.4	20.2	16.6	17.3	16.2	16.5	16.1	17.4

Annual Estimates of Employment, Earnings and Hours, 1987-1999, Statistics Canada
 Estimations annuelles de l'Emploi, des gains et de la durée du travail, 1987-1999, Statistique Canada

Table 1
Estimates of Employment, for All Employees, by Industry, Canada, Provinces and Territories.

Tableau 1
Estimations de l'emploi, pour l'ensemble des salariés, par industrie, Canada, provinces et territoires.

SIC 1980 CTI	Industry Industrie	EMPLOYMENT IN THOUSANDS - EMPLOI EN MILLIERS												
		1987	1988	1989	1990	1991	1992	1993	1994	1995	1996	1997	1998	1999
ALBERTA														
651-692	Other retail n.e.c. - Autres commerces de détail n.c.a.	15.8	16.4	17.3	21.1	19.4	23.2	21.9	21.1	20.1	21.4	24.6	25.6	24.3
701-761	Finance, insurance & real estate - Finances, assur. & affaires immobilières	51.1	53.2	56.2	57.1	55.2	54.8	53.1	55.8	58.0	57.9	61.1	60.1	60.2
701-749	Finance & insurance - Intermédiaires financiers et assurances	38.2	37.0	37.8	39.9	39.2	39.4	37.8	37.5	37.8	37.7	41.4	40.9	40.3
701-709	Deposit accepting intermediaries - Intermédiaires financiers de dépôts	21.0	21.1	22.4	22.8	22.4	22.5	22.1	22.1	22.1	21.3	22.9	22.9	20.9
701-702	Banks - Banques	17.8	17.8	18.9	19.2	18.7	18.4	18.3	18.1	18.1	17.6	19.0	18.7	16.9
721-729	Investment intermediaries - Intermédiaires d'investissement	7.7	6.4	6.6	8.7	7.8	7.1	6.4	7.2	7.9	7.7	9.1	7.5	7.2
731-733	Insurance - Assurances	4.9	4.8	5.1	5.5	6.1	6.2	5.5	5.1	4.8	4.7	4.7	5.0	6.2
751-759	Real estate operators (exc'l developers) - Services immobiliers (sauf lotisseurs)	7.1	8.6	9.2	8.7	7.0	6.5	7.8	8.6	10.4	10.6	9.6	9.4	10.1
761-761	Insurance & real estate agent - Agences d'assur. et agences immobilières	5.9	7.5	9.2	8.5	9.0	9.0	7.5	9.7	9.8	9.5	10.0	9.8	9.8
771-779	Comm., business & pers. services - Services socio-culturels, comm. et pers.	362.1	374.8	401.8	412.5	398.4	390.0	400.3	418.7	417.3	435.7	460.3	479.3	481.8
771-779	Business services - Services aux entreprises	37.1	39.0	49.2	53.4	50.9	51.0	55.4	65.5	62.1	74.0	86.5	96.7	97.6
851-859	Educational & related services - Services d'enseignement et services annexes	84.1	85.1	86.3	86.7	87.8	88.2	88.5	86.5	86.4	88.7	90.1	90.3	91.5
851	Elementary & secondary education - Enseignement élémentaire et secondaire	51.0	51.7	52.6	52.8	55.3	55.8	56.2	55.3	56.2	57.6	57.8	57.5	57.7
852	Post-second. non-university education - Enseignement postsecondaire non univers.	10.1	10.2	11.3	12.5	12.6	11.9	12.3	11.8	11.3	12.6	13.7	14.3	15.2
853	University education - Enseignement universitaire	19.2	19.3	18.3	17.4	17.0	17.1	16.8	16.0	15.2	15.0	15.1	15.1	14.9
854	Library services - Bibliothèques	2.3	2.3	2.5	2.5	1.8	1.8	2.0	2.0	2.1	1.8	1.8	1.8	1.6
861-869	Health & social services - Services de soins de santé et services sociaux	98.6	103.5	114.1	113.5	115.5	112.4	112.0	109.0	111.4	107.1	106.3	108.7	109.6
861	Hospitals - Hôpitaux	54.0	56.6	59.3	60.7	61.1	59.3	57.4	52.8	50.7	48.0	46.7	48.2	49.5
911-922	Accommodation, food & beverage services - Hébergement et restauration	76.7	84.5	87.6	90.1	77.5	73.4	78.0	88.3	93.3	97.0	101.4	102.6	100.7
911-914	Accommodation services - Services d'hébergement	28.3	31.5	33.4	35.6	31.0	27.4	25.2	26.9	26.6	27.8	26.2	26.3	25.9
911	Hotels, motels & tourist courts - Hôtels, motels et camps pour touristes	27.8	31.0	32.6	34.7	29.5	26.2	24.5	26.1	25.7	27.1	25.5	25.1	24.4
921-922	Food & beverage services - Services de la restauration	48.3	53.0	54.2	54.6	46.5	46.0	52.8	61.4	66.7	69.2	75.2	76.3	74.8
921	Food services - Services de restauration	46.1	50.6	51.6	51.9	43.6	44.5	51.2	59.4	63.8	65.8	71.2	71.6	70.0
961-999	Miscellaneous services - Services divers	65.7	62.7	64.6	68.8	66.7	64.9	66.4	69.5	64.0	68.9	75.9	81.1	82.4
991-999	Other services - Autres services	26.1	24.5	27.8	28.0	29.0	27.9	27.7	27.5	23.2	28.0	31.2	32.9	32.4
990	Other services n.e.c. - Autres services n.c.a.	17.5	14.4	17.4	17.1	16.7	14.1	12.1	12.8	11.2	13.0	14.8	15.3	14.6
812-837	Public administration - Administration publique	68.3	69.1	74.5	76.0	76.0	75.1	72.0	70.6	67.8	66.1	63.7	63.9	67.1
812-817	Federal administration (exc'l the military) - Administration fédérale (sauf la défense)	16.3	16.4	16.4	16.7	17.4	17.8	17.6	17.2	16.3	15.7	14.6	14.3	14.6
822-827	Provincial administration - Administration provinciale	29.6	30.2	35.3	35.9	35.0	32.5	30.7	30.0	28.2	25.5	23.5	22.4	23.6
832-837	Local administration - Administration locale	22.4	22.5	22.8	23.3	23.6	24.9	23.8	23.5	23.3	24.8	25.7	27.2	28.9

Annual Estimates of Employment, Earnings and Hours, 1987-1999, Statistics Canada
 Estimations annuelles de l'Emploi, des gains et de la durée du travail, 1987-1999, Statistique Canada

Table 1
Estimates of Employment, for All Employees, by Industry, Canada, Provinces and Territories.

Tableau 1
Estimations de l'emploi, pour l'ensemble des salariés, par industrie, Canada, provinces et territoires.

SIC 1980 CTI	Industry Industrie	EMPLOYMENT IN THOUSANDS - EMPLOI EN MILLIERS												
		1987	1988	1989	1990	1991	1992	1993	1994	1995	1996	1997	1998	1999
ALBERTA														
	451-484 Service producing industries - Branches 501-999 productrices de services	739.2	765.9	810.6	835.9	805.5	786.3	786.0	818.5	822.1	841.6	887.9	916.6	930.1
	000-999 Industrial aggregate - Ensemble des industries	966.2	1,003.6	1,056.7	1,091.2	1,047.8	1,013.8	1,009.4	1,060.5	1,062.7	1,086.4	1,162.2	1,208.1	1,222.8
BRITISH COLUMBIA COLOMBIE-BRITANNIQUE														
	041-051 Logging and forestry - Exploitation forestière et serv. forestiers	23.8	24.0	25.7	23.2	25.3	24.4	26.8	28.5	29.5	29.3	28.8	27.3	28.4
041	Logging - Exploitation forestière	19.3	18.1	18.8	16.1	18.6	17.8	18.7	20.2	20.4	20.7	20.3	18.1	18.2
	061-092 Mining (incl. milling), quarrying and oil wells Mines (y compris broyage), carrières et puits de pétrole	14.9	15.6	15.0	15.0	14.4	11.0	9.3	10.7	12.0	11.8	12.7	12.6	10.3
061-063	Mining - Mines	11.7	12.2	11.8	11.4	10.6	8.4	7.0	7.4	8.5	8.0	8.5	8.1	6.5
061	Metal mines - Mines de métaux	6.6	7.0	6.4	5.7	5.3	5.0	4.0	4.0	4.8	4.8	..
	101-399 Manufacturing - Industries manufacturières	168.7	180.6	181.5	183.1	160.2	155.2	157.0	163.2	158.6	160.3	165.8	167.5	170.6
	Non-durable goods - Biens non durables	71.6	76.7	74.5	78.5	72.9	71.0	67.6	70.6	68.1	66.6	67.9	69.6	68.0
	Durable goods - Biens durables	97.1	103.9	107.0	104.6	87.4	84.3	89.5	92.6	90.5	93.7	97.8	97.9	102.7
101-109	Food - Aliments	18.5	19.1	18.4	18.8	18.7	18.0	17.4	19.1	17.0	18.7	20.0	20.1	18.4
251-259	Wood - Bois	40.7	44.0	42.3	44.3	39.8	38.6	38.1	42.8	39.9	42.3	43.0	40.1	41.4
251	Sawmill, planing mill & shingle mill products - Scieries, ateliers de rabotage et usines de bardeaux	32.8	35.7	34.5	35.5	32.1	28.3	26.4	29.3	26.9	30.8	30.7	28.5	30.3
271-279	Paper & allied products - Papier et produits connexes	20.5	21.1	21.7	22.3	20.9	18.5	18.7	18.0	18.2	16.5	14.8	15.0	15.9
271	Pulp & paper - Pâtes et papiers	18.1	18.5	19.2	19.8	18.6	16.5	16.8	16.2	15.9	14.6	12.8	12.8	14.0
281-284	Printing, publishing & allied ind.- Imprimerie, édition et industries connexes	11.6	12.2	11.3	14.1	14.5	15.7	15.0	14.4	14.1	14.1	14.1	14.8	13.3
	401-449 Construction - Construction	52.0	55.6	65.6	73.3	66.5	69.7	70.3	69.1	69.1	70.9	73.9	72.0	68.1
401-402	Bldg, developing & general contracting - Constructeurs, promoteurs et entrep. généraux	13.7	14.4	19.7	22.6	17.3	18.1	19.5	17.0	15.7	16.5	16.5	15.5	14.7
401	Residential building & development - Promotion et construction de bâtiments résidentiels	10.0	10.5	14.2	16.1	12.0	13.7	15.1	12.4	11.3	11.3	11.0	9.5	8.2
411-412	Industrial & heavy (engineering) construction - Constr. lourde et industrielle (génie)	10.0	10.7	11.7	11.7	11.0	7.6	6.3	6.6	7.8	9.0	9.5	8.6	7.6
412	Highway & heavy constr. - Constr. de routes et constr. lourde	7.3	7.7	8.5	9.0	9.7	6.2	4.7	5.2	6.1	7.7	7.6	7.1	5.8
421-429	Trade contracting - Entrepreneurs spécialisés	26.8	28.8	32.3	36.9	35.3	40.7	40.0	41.2	40.9	40.7	43.2	42.6	40.9
441-449	Services incidental to construction - Services relatifs à la construction	1.6	1.6	1.9	2.2	2.8	3.4	4.5	4.4	4.6	4.6	4.8	5.3	4.8
	041-449 Goods producing industries - Branches 491-499 productrices de biens	267.6	283.7	295.8	302.9	275.7	270.1	274.6	282.7	280.0	283.3	291.8	291.1	290.0
	451-499 Transportation, storage, comm. & other utilities - Transp., entreposage, comm. et autres services publics	112.2	110.1	119.3	113.8	116.4	106.5	110.3	117.8	123.5	111.8	112.5	113.7	114.0

Annual Estimates of Employment, Earnings and Hours, 1987-1999, Statistics Canada
 Estimations annuelles de l'Emploi, des gains et de la durée du travail, 1987-1999, Statistique Canada

Table 1
Estimates of Employment, for All Employees, by Industry, Canada, Provinces and Territories.

Tableau 1
Estimations de l'emploi, pour l'ensemble des salariés, par industrie, Canada, provinces et territoires.

SIC	Industry	EMPLOYMENT IN THOUSANDS - EMPLOI EN MILLIERS												
		1987	1988	1989	1990	1991	1992	1993	1994	1995	1996	1997	1998	1999
1980														
CTI	Industrie													
BRITISH COLUMBIA														
COLOMBIE-BRITANNIQUE														
451-479	Transportation & storage - Transport et entreposage	75.1	72.9	81.1	74.7	74.8	66.8	69.2	75.5	78.9	70.9	73.9	73.8	73.8
451-459	Transportation - Transport	71.6	69.1	77.2	71.6	71.7	64.0	65.0	72.2	74.7	67.0	69.9	69.2	69.6
481-499	Communication & other utilities - Communications et autres services publics	37.1	37.3	38.2	39.0	41.6	39.8	41.1	42.4	44.6	40.9	38.6	39.8	40.2
481-484	Communication - Communications	28.9	29.3	30.2	30.7	32.4	30.0	30.0	31.1	33.7	29.9	28.0	28.1	27.6
482	Telecommunication carriers - Transmission des télécommunications	14.4	14.9	15.3	15.6	16.1	15.2	13.8	13.8
484	Postal & courier service - Services postaux et services de messagers	9.9	10.0	10.1	10.4	11.5	10.7	12.6	13.8	14.2	13.1	11.7	12.2	11.8
491-499	Other Utilities - Autres services publics	8.3	8.0	8.0	8.3	9.2	9.8	11.1	11.3	10.9	11.0	10.7	11.8	12.6
491	Electric power systems - Énergie électrique	6.2	5.9	5.5	5.8	5.9	5.9	6.5	6.5	6.0	6.0	6.0	5.7	5.8
501-692	Trade - Commerce	222.5	235.3	236.9	256.0	251.4	252.3	260.7	253.9	267.3	269.0	273.8	276.9	278.1
501-599	Wholesale Trade - Commerce de gros	56.7	63.0	65.0	73.2	74.0	70.8	72.0	77.0	80.2	83.6	83.7	85.5	88.7
521-524	Food, beverage, drug & tobacco - Produits alimentaires, boissons, médicaments et tabac	9.2	11.3	10.7	10.9	9.9	11.5	12.5	11.4	12.8	12.1	11.9	12.5	12.9
521	Food - Produits alimentaires	8.0	10.1	9.6	9.8	8.7	10.1	11.1	9.6	9.9	9.7	9.8	10.6	10.9
561-563	Metals, hardware, plumbing, heating & building materials - Métaux, quincaillerie, matér. de plomberie, de chauffage et de construction	11.4	11.9	11.8	15.6	14.4	13.3	15.1	17.5	18.4	16.7	16.2	16.3	16.1
563	Lumber & building materials - Bois et matériaux de construction	7.0	7.1	6.8	9.2	9.1	7.5	9.8	11.0	10.9	11.0	11.4	10.8	10.7
571-579	Machinery, equipment & supplies - Machines, matériel et fournitures	15.7	17.3	18.0	20.0	19.8	18.8	18.2	20.0	22.8	23.6	23.6	25.9	27.8
601-692	Retail trade - Commerce de détail	165.8	172.4	171.9	182.8	177.5	181.4	188.7	176.9	187.1	185.4	190.1	191.4	189.4
601-603	Food, beverage and drug - Aliments, boissons et médicaments	41.3	44.7	41.4	50.8	50.8	53.3	60.3	59.0	61.5	60.5	63.6	66.0	67.3
601	Food stores - Magasins d'alimentation	30.5	33.5	29.1	35.2	35.2	39.6	45.0	45.0	47.1	46.2	49.1	51.1	52.2
611-615	Shoe, apparel, fabric & yarn - Chaussures, vêtements, tissus et filés	19.0	19.2	18.5	18.6	15.8	14.1	14.0	14.9	14.9	17.3	16.6	15.8	14.4
613	Women's clothing stores - Magasins de vêtements pour dames	5.2	5.2	5.3	5.6	4.0	4.5	5.9	6.5	6.4	7.0	6.5	5.7	5.3
621-623	Household furniture, appliances & furnishings - Meubles, appareils et accessoires de maison	17.0	14.4	15.1	14.8	15.1	16.2	12.9	13.6	13.5	13.9	15.1	15.2	14.9
622	Appliance, TV, radio & stereo stores - Magasins ménagers, tv, radio & appar. stéréo	4.6	4.5	4.9	5.1	6.0	5.1	5.5	6.8	7.2	8.0	9.0	9.2	8.8
631-639	Auto vehicles, parts & access., sales & serv. - Véhicules autos, pièces & access., vente & serv.	38.4	42.5	42.7	44.0	43.2	46.8	47.4	39.0	40.5	40.1	40.6	40.7	38.9
641-641	General merchandise stores - Magasins de marchandises diverses	23.9	23.2	22.8	22.2	24.4	24.0	21.9	20.2	22.1	22.2	22.5	21.9	21.8
651-692	Other retail n.e.c. - Autres commerces de détail n.c.a.	26.2	28.3	31.3	32.5	28.2	27.0	32.2	30.1	34.5	31.2	31.6	31.7	32.2
701-761	Finance, insurance & real estate - Finances, assur. & affaires immobilières	63.8	65.9	72.1	77.5	81.0	82.1	90.3	87.0	87.9	85.2	89.1	90.0	88.1
701-749	Finance & insurance - Intermédiaires financiers et assurances	44.1	45.3	48.3	52.8	53.9	56.8	59.8	58.9	59.6	57.4	61.0	61.9	60.8
701-709	Deposit accepting intermediaries - Intermédiaires financiers de dépôts	26.4	27.1	28.9	31.4	31.3	31.9	34.9	32.6	32.3	31.8	32.5	33.0	31.4
701-702	Banks - Banques	19.2	19.7	20.9	22.6	22.3	22.1	22.3	22.2	21.8	21.2	21.8	21.5	19.9
721-729	Investment intermediaries - Intermédiaires d'investissement	3.4	3.6	5.0	7.3	7.5	8.6	8.5	9.6	10.3	9.5	11.2	11.2	11.0
731-733	Insurance - Assurances	5.8	6.1	6.5	7.1	9.4	9.5	10.1	10.7	10.6	10.2	10.4	10.9	11.5

Table 1
Estimates of Employment, for All Employees, by Industry, Canada, Provinces and Territories.

Tableau 1
Estimations de l'emploi, pour l'ensemble des salariés, par industrie, Canada, provinces et territoires.

SIC 1980 CTI	Industry Industrie	EMPLOYMENT IN THOUSANDS - EMPLOI EN MILLIERS												
		1987	1988	1989	1990	1991	1992	1993	1994	1995	1996	1997	1998	1999
BRITISH COLUMBIA COLOMBIE-BRITANNIQUE														
751-759	Real estate operators (exc'l developers) - Services immobiliers (sauf lotisseurs)	7.4	7.6	9.3	10.4	11.9	9.8	12.1	12.6	13.6	13.2	14.1	14.2	14.5
761-761	Insurance & real estate agent - Agences d'assur. et agences immobilières	12.2	13.0	14.5	14.3	15.1	15.4	18.4	15.5	14.7	14.7	14.0	13.9	12.8
771-779	Comm., business & pers. services - Services socio-culturels, comm. et pers.	386.8	414.9	437.2	473.6	471.6	484.8	514.0	538.6	572.1	596.8	612.5	622.2	628.0
771-779	Business services - Services aux entreprises	50.7	56.9	63.6	65.3	63.9	65.2	69.8	73.5	87.5	89.8	94.5	99.5	103.8
851-859	Educational & related services - Services d'enseignement et services annexes	81.5	87.2	94.2	99.1	100.8	102.1	110.2	111.3	119.0	127.7	128.5	129.6	131.2
851	Elementary & secondary education - Enseignement élémentaire et secondaire	46.3	49.8	53.1	56.5	57.1	59.9	67.3	67.8	71.3	77.7	77.8	77.5	78.1
852	Post-second. non-university education - Enseignement postsecondaire non univers.	14.9	15.3	16.5	16.7	17.3	15.3	15.0	15.7	17.8	16.2	16.9	16.9	18.2
853	University education - Enseignement universitaire	15.9	16.9	18.8	20.9	22.1	22.6	23.0	22.3	23.9	27.8	27.9	28.7	29.0
861-869	Health & social services - Services de soins de santé et services sociaux	112.3	118.4	121.5	124.8	131.5	134.8	132.9	143.5	149.8	153.5	154.1	159.4	163.2
861	Hospitals - Hôpitaux	55.0	58.5	59.5	64.8	65.8	68.1	65.7	66.0	68.2	66.8	65.8	67.9	68.9
911-922	Accommodation, food & beverage services - Hébergement et restauration	92.8	97.7	94.9	108.9	104.1	107.8	127.1	125.7	127.6	132.7	138.0	139.7	138.8
911-914	Accommodation services - Services d'hébergement	23.6	24.1	22.2	30.2	25.3	25.5	29.7	31.0	28.7	32.5	31.8	30.5	27.3
911	Hotels, motels & tourist courts - Hôtels, motels et camps pour touristes	22.6	22.7	21.4	29.1	24.6	24.1	26.6	29.1	26.0	29.7	29.5	27.1	23.7
921-922	Food & beverage services - Services de la restauration	69.2	73.6	72.6	78.7	78.8	82.4	97.4	94.7	98.9	100.2	106.2	109.2	111.5
921	Food services - Services de restauration	61.9	65.8	65.1	70.1	68.9	73.9	88.6	87.8	91.8	93.2	99.5	102.0	104.0
961-999	Miscellaneous services - Services divers	49.6	54.7	63.0	75.6	71.3	75.0	74.0	84.7	88.2	93.2	97.5	94.0	91.0
812-837	Public administration - Administration publique	65.9	65.8	67.8	70.1	72.8	73.2	74.4	74.2	73.3	73.3	72.5	72.5	70.6
812-817	Federal administration (exc'l the military) - Administration fédérale (sauf la défense)	26.9	26.8	26.8	27.4	28.4	28.4	28.1	28.0	27.4	26.8	25.1	25.0	24.8
822-827	Provincial administration - Administration provinciale	18.6	18.6	20.7	21.5	21.9	21.2	22.6	22.8	22.1	21.4	20.8	20.3	20.1
832-837	Local administration - Administration locale	20.4	20.3	20.4	21.2	22.5	23.6	23.6	23.4	23.8	25.1	26.7	27.1	25.7
451-484	Service producing industries - Branches 501-999 productrices de services	842.8	884.1	925.2	982.7	984.1	989.1	1,038.5	1,060.2	1,113.1	1,125.3	1,149.9	1,163.4	1,166.2
000-999	Industrial aggregate - Ensemble des industries	1,110.4	1,167.8	1,221.1	1,285.6	1,259.7	1,259.2	1,313.1	1,352.0	1,402.6	1,417.0	1,454.9	1,478.7	1,482.2
YUKON														
401-449	Construction - Construction	0.4	0.5	0.8	0.6	0.6	0.6	0.6	0.7	0.7	0.9	0.8	0.8	..
041-449	Goods producing industries - Branches 491-499 productrices de biens	1.5	1.8	2.0	1.7	1.5	1.8	1.5	1.5	1.7	2.1	2.2	1.9	1.8
451-499	Transportation, storage, comm. & other utilities - Transp., entreposage, comm. et autres services publics	1.7	1.8	1.9	1.8	1.5	1.5	1.3	1.3	1.3	1.4	1.5	1.6	1.6

Table 1
Estimates of Employment, for All Employees, by Industry, Canada, Provinces and Territories.

Tableau 1
Estimations de l'emploi, pour l'ensemble des salariés, par industrie, Canada, provinces et territoires.

SIC 1980 CTI	Industry Industrie	EMPLOYMENT IN THOUSANDS - EMPLOI EN MILLIERS												
		1987	1988	1989	1990	1991	1992	1993	1994	1995	1996	1997	1998	1999
YUKON														
451-479	Transportation & storage - Transport et entreposage	1.2	1.3	1.4	1.1	0.8	0.8	0.7	0.7	0.7	0.6	0.6	0.8	0.9
481-499	Communication & other utilities - Communications et autres services publics	0.5	0.5	0.5	0.6	0.7	0.7	0.7	0.7	0.6	0.8	0.8	0.8	0.8
501-692 Trade - Commerce		1.5	1.6	1.8	1.7	1.6	1.6	1.7	1.7	1.5	1.8	1.8	1.9	2.0
771-779 Comm., business & pers. services - Services														
851-999 socio-culturels, comm. et pers.		2.9	3.1	3.4	3.4	3.3	3.6	3.8	4.1	4.5	4.6	4.7	5.3	5.5
851-859	Educational & related services - Services d'enseignement et services annexes	0.3	0.4	0.5	0.6	1.0	1.1	1.1	1.1	1.1	1.1	1.1	1.2	1.2
851	Elementary & secondary education - Enseignement élémentaire et secondaire	0.2	0.2	0.3	0.5	0.9	0.8	0.9	0.8	0.8	0.8
861-869	Health & social services - Services de soins de santé et services sociaux	1.1	1.2	1.4	1.0	0.5	0.6	0.7	0.8	0.9	1.0	0.9	0.8	0.9
911-922	Accommodation, food & beverage services - Hébergement et restauration	0.9	0.9	1.1	1.2	1.1	1.2	1.2	1.3	1.4	1.6	1.6	2.0	2.1
911-914	Accommodation services - Services d'hébergement	0.5	0.5	0.6	0.6	0.7	0.7	0.8	0.8	0.8	0.9	0.9	1.2	1.3
911	Hotels, motels & tourist courts - Hôtels, motels et camps pour touristes	0.4	0.5	0.6	0.6	0.7	0.7	0.7	0.7	0.7	0.8	0.8	..	1.2
812-837 Public administration - Administration publique		2.2	2.3	2.9	2.8	2.9	2.8	2.9	2.8	2.7	3.0	3.5	3.9	4.1
812-817	Federal administration (exc'l the military) - Administration fédérale (sauf la défense)	0.9	0.9	0.9	0.8	0.9	0.9	0.9	0.8	0.8	0.8	0.8	0.8	0.8
822-827	Provincial administration - Administration provinciale	1.0	1.1	1.6	1.6	1.6	1.6	1.6	1.5	1.5	1.6	1.8	2.2	2.3
451-484 Service producing industries - Branches														
501-999 productrices de services		8.4	9.1	10.3	10.0	9.6	9.8	9.9	10.2	10.3	11.2	11.8	13.2	13.7
000-999 Industrial aggregate - Ensemble des industries		9.9	10.9	12.3	11.7	11.1	11.7	11.5	11.9	12.1	13.4	14.2	15.2	15.6
NORTHWEST TERRITORIES & NUNAVUT TERRITOIRES DU NORD-OUEST ET NUNAVUT														
401-449 Construction - Construction		0.7	0.8	0.7	0.8	0.9	0.9	1.1	1.3	1.4	1.3	1.6	1.9	2.2
041-449 Goods producing industries - Branches														
491-499 productrices de biens		3.3	3.7	3.6	3.5	3.1	3.1	3.1	3.5	3.7	3.9	4.3	4.0	4.6
451-499 Transportation, storage, comm. & other utilities - Transp., entreposage, comm. et autres services publics		1.8	1.7	2.2	2.2	2.0	2.2	2.2	2.3	2.5	2.3	2.4	2.2	2.4
451-479	Transportation & storage - Transport et entreposage	1.2	1.2	1.5	1.5	1.4	1.4	1.3	1.4	1.5	1.5	1.7	1.5	1.7
481-499	Communication & other utilities - Communications et autres services publics	0.5	0.5	0.7	0.7	0.6	0.8	0.8	0.9	1.0	0.8	0.7	0.7	0.7
501-692 Trade - Commerce		1.9	2.1	2.1	2.4	2.4	2.5	2.6	2.7	2.9	3.3	3.4	3.7	3.6
601-603	Food, beverage and drug - Aliments, boissons et médicaments	0.4	0.5	0.4	0.5	0.6	0.5	0.6	0.5	0.5	0.7	0.7	0.7	0.8

Table 1
Estimates of Employment, for All Employees, by Industry, Canada, Provinces and Territories.

Tableau 1
Estimations de l'emploi, pour l'ensemble des salariés, par industrie, Canada, provinces et territoires.

SIC 1980 CTI	Industry Industrie	EMPLOYMENT IN THOUSANDS - EMPLOI EN MILLIERS												
		1987	1988	1989	1990	1991	1992	1993	1994	1995	1996	1997	1998	1999
NORTHWEST TERRITORIES & NUNAVUT TERRITOIRES DU NORD-OUEST ET NUNAVUT														
701-761 Finance, insurance & real estate - Finances, assur. & affaires immobilières														
751-761	Real estate operators & insurance agent - Services immobiliers & agences d'assurances	1.0	1.0	1.0	1.0	0.9	1.0	1.0	1.0	1.1	1.1	0.9	1.0	1.0
751-759	Real estate operators (exc'l developers) - Services immobiliers (sauf lotisseurs)	0.6	0.8	0.7	0.7	0.7	0.7	0.8	0.8	0.8	0.8	0.6	0.6	0.6
		0.6	0.7	0.7	0.7	0.6	0.6	0.7	0.7	0.7	0.7	0.5	0.6	0.5
771-779 Comm., business & pers. services - Services 851-999 socio-culturels, comm. et pers.														
851-859	Educational & related services - Services d'enseignement et services annexes	6.0	6.6	6.9	6.6	5.9	6.1	6.8	7.3	7.9	8.5	8.6	8.5	8.9
861-869	Health & social services - Services de soins de santé et services sociaux	1.7	1.8	2.1	1.9	1.9	2.1	2.3	2.6	2.6	3.0	3.0	3.0	3.0
861	Hospitals - Hôpitaux	1.4	1.4	1.5	1.5	1.5	1.6	1.8	2.0	2.2	2.3	2.3	2.3	2.3
911-922	Accommodation, food & beverage services - Hébergement et restauration	1.1	0.9	0.9	1.0	1.1	1.1	1.1	1.3	1.4	..	1.4
		1.5	1.7	1.6	1.6	1.2	1.2	1.4	1.2	1.3	1.4	1.5	1.3	1.4
911-914	Accommodation services - Services d'hébergement	1.1	1.3	1.2	1.2	0.7	0.7	0.8	0.8	0.7	0.7	0.8	0.8	0.8
921-922	Food & beverage services - Services de la restauration	0.4	0.5	0.4	0.4	0.4	0.5	0.6	0.5	0.6	0.7	0.7	0.5	0.6
921	Food services - Services de restauration	0.4	0.5	0.4	0.4	0.4	0.5	0.6	0.4	0.5	0.6	0.6	0.5	0.5
812-837 Public administration - Administration publique														
		5.5	5.8	6.2	6.2	6.5	6.3	6.2	5.8	5.8	6.1	5.7	6.1	6.6
812-817	Federal administration (exc'l the military) - Administration fédérale (sauf la défense)	1.5	1.5	1.4	1.5	1.5	1.5	1.5	1.5	1.4	1.3	1.0	0.9	0.9
822-827	Provincial administration - Administration provinciale	2.8	3.2	3.1	3.0	3.4	3.1	2.7	2.3	2.5	2.7	2.4	2.7	3.1
832-837	Local administration - Administration locale	1.2	1.2	1.7	1.8	1.6	1.8	2.0	2.0	1.9	2.1	2.3	2.5	2.6
451-484 Service producing industries - Branches 501-999 productrices de services														
		15.9	17.1	18.1	18.1	17.6	17.8	18.4	18.8	19.8	20.9	20.7	21.1	22.0
000-999 Industrial aggregate - Ensemble des industries														
		19.3	20.7	21.7	21.5	20.7	20.9	21.5	22.4	23.6	25.0	25.3	25.3	26.7

Annual Estimates of Employment, Earnings and Hours, 1987-1999, Statistics Canada
Estimations annuelles de l'Emploi, des gains et de la durée du travail, 1987-1999, Statistique Canada

**ELECTRONIC PUBLICATIONS
PUBLICATIONS ÉLECTRONIQUES
AVAILABLE AT | DISPONIBLES À
www.statcan.ca**



Table 2

Tableau 2

Estimates of Average Weekly Earnings (including overtime),
for All Employees, by industry, Canada, Provinces and
Territories.

Estimations de la rémunération hebdomadaire moyenne
(incluant le temps supplémentaire), pour l'ensemble des
salariés, par industrie, Canada, provinces et territoires.

Canada

Provinces and Territories / Provinces et Territoires

Page

40

48

Table 2
Estimates of Average Weekly Earnings (including overtime), for All Employees,
by Industry, Canada, Provinces and Territories.

Tableau 2
Estimations de la rémunération hebdomadaire moyenne (incl.temps suppl.), pour
l'ensemble des salariés, par industrie, Canada, provinces et territoires.

SIC 1980 CTI	Industry Industrie	DOLLARS												
		1987	1988	1989	1990	1991	1992	1993	1994	1995	1996	1997	1998	1999
CANADA														
	041-051 Logging and forestry - Exploitation forestière et serv. forestiers	\$570.60	\$586.52	\$628.36	\$645.91	\$682.45	\$700.07	\$712.49	\$733.88	\$735.30	\$768.63	\$793.12	\$767.91	\$774.65
041	Logging - Exploitation forestière	591.70	617.15	657.56	674.16	696.79	728.65	734.57	766.01	767.38	792.45	804.07	776.98	782.85
051	Forestry services - Services forestiers	498.20	492.66	542.11	575.42	644.42	633.53	662.49	657.15	655.86	707.66	763.72	745.89	756.83
	061-092 Mining (incl. milling), quarrying and oil wells Mines (y compris broyage), carrières et puits de pétrole	725.16	770.37	813.93	858.18	902.75	929.47	953.46	960.83	991.43	1,039.08	1,057.61	1,111.82	1,112.94
061-063	Mining - Mines	703.16	762.60	806.66	849.63	893.99	934.52	946.41	972.67	1,013.75	1,051.24	1,036.86	1,101.80	1,086.39
061	Metal mines - Mines de métaux	714.36	778.77	829.83	876.74	928.68	972.31	988.59	1,018.75	1,068.15	1,109.27	1,084.60	1,165.36	1,160.28
062	Non-metal mines (except coal) - Mines de minerais non métalliques (sauf le charbon)	626.85	657.14	689.50	723.67	760.42	795.46	802.00	830.51	845.53	871.52	910.50	920.56	907.39
063	Coal mines - Mines de charbon	743.63	805.82	831.03	867.60	897.50	933.84	946.45	956.98	990.84	1,015.54	994.15	1,071.30	1,041.82
071-071	Crude petroleum & natural gas - Pétrole brut et gaz naturel	873.20	919.80	986.20	1,043.34	1,110.13	1,098.68	1,148.77	1,165.58	1,202.52	1,243.35	1,252.89	1,297.23	1,327.51
081-082	Quarries and sand pits - Carrières et sablières	548.85	579.58	601.68	621.74	650.78	672.02	640.86	669.64	724.13	746.72	781.99	845.45	813.94
081	Stone quarries - Carrières	559.68	564.91	560.73	640.08	653.33	702.55	700.59	680.10	789.13	778.35	778.99	799.16	756.93
082	Sand and gravel pits - Sablières et gravières	543.62	586.87	620.96	612.03	649.47	654.25	617.86	664.73	697.95	733.75	783.11	867.31	844.43
091-092	Services incidental to mineral extraction - Industrie des services miniers	647.36	673.04	684.76	718.95	733.51	760.85	840.67	833.42	825.26	894.44	973.83	1,022.65	1,015.57
091	Services incid. to crude petroleum & nat. gas - Services relat. au pétrole brut et au gas nat.	632.90	652.03	651.07	699.41	713.14	743.01	836.54	834.68	805.61	859.10	953.16	1,004.07	987.42
092	Services incidental to mining - Services relatifs à l'extraction minière	677.62	716.70	759.23	767.23	794.45	811.69	854.11	829.08	881.36	981.96	1,034.99	1,092.44	1,119.86
	101-399 Manufacturing - Industries manufacturières	521.78	544.16	570.59	599.37	624.70	652.92	669.44	685.84	694.58	716.62	736.69	755.92	755.86
	Non-durable goods - Biens non durables	495.99	518.61	545.93	571.82	597.86	620.07	632.34	641.61	650.98	666.23	680.89	693.92	697.10
	Durable goods - Biens durables	544.51	565.94	591.25	623.36	649.01	681.66	702.88	723.55	730.44	757.17	780.94	804.30	801.46
101-109	Food - Aliments	450.29	468.93	487.80	512.51	533.62	542.05	560.48	568.74	575.58	592.94	598.89	615.10	623.04
101	Meat and poultry products - Viande & volaille	461.37	476.54	477.55	492.51	510.16	522.29	532.34	528.95	547.32	558.75	565.75	603.90	616.67
102	Fish products - Transformation du poisson	324.41	356.31	375.64	394.61	408.74	398.88	417.70	418.46	443.98	473.18	512.07	501.15	485.43
103	Fruit & vegetable - Fruits et légumes	415.82	433.79	450.23	481.71	524.26	525.11	536.41	562.89	566.33	587.03	577.64	623.98	659.91
104	Dairy products - Produits laitiers	541.49	554.60	570.45	588.48	604.89	612.07	666.62	655.28	653.93	674.50	642.71	638.14	627.60
105	Flour, cereal & feed - Farine, céréales et aliments pour animaux	516.16	534.50	559.57	590.39	598.15	633.81	640.35	677.08	688.01	699.32	729.03	732.11	728.43
106	Vegetable oil mills (ex. corn oil) - Huiles végétales (sauf l'huile de maïs)	607.47	617.23	636.62	676.75	707.92	738.99	774.72	751.39	671.07	684.12	740.20	761.47	764.85
107	Bakery products - Produits de boulangerie-pâtisserie	410.81	429.14	458.02	477.91	496.43	504.13	528.60	534.29	535.28	544.45	534.27	544.86	547.94
108	Sugar & sugar confectionery - Sucre et confiseries	487.58	503.29	527.65	560.36	608.21	624.97	635.87	660.18	620.23	646.45	667.94	679.24	699.32
109	Other food products - Autres produits alimentaires	498.61	515.87	540.77	580.48	590.65	605.38	595.36	610.96	597.17	633.47	655.83	672.66	694.38
111-114	Beverages - Boissons	610.28	633.96	653.48	670.64	690.01	711.56	755.62	769.65	755.81	769.81	775.20	853.31	889.01
121-122	Tobacco products - Produits du tabac	735.03	790.48	844.04	891.97	958.03	996.97	1,027.06	1,141.55	1,153.45	1,180.23	1,199.55	1,369.10	1,292.33
151-159	Rubber products - Produits en caoutchouc	508.86	518.82	546.03	582.25	634.84	678.67	688.45	714.85	705.57	678.99	746.09	806.56	791.98
161-169	Plastic products - Produits en matière plastique	454.46	490.04	502.66	528.69	554.61	561.74	562.31	573.53	574.28	605.68	603.05	604.94	585.20
171-171	Leather & allied products - Cuir et produits connexes	375.81	386.74	402.87	423.50	403.11	396.01	410.33	420.15	435.75	473.28	468.55	483.03	478.85
181-183	Primary textiles - Textiles de première transformation	452.60	476.76	498.69	522.56	562.08	608.83	631.48	655.56	681.59	669.62	667.05	623.18	632.53
191-199	Textile products - Produits textiles	405.57	413.23	442.63	461.84	466.10	493.30	492.06	462.14	495.66	533.60	556.49	544.12	566.41
243-249	Clothing - Habillement	313.16	319.05	342.51	361.44	374.63	378.24	375.24	382.74	397.82	423.21	434.37	444.24	442.11

Table 2
Estimates of Average Weekly Earnings (including overtime), for All Employees,
by Industry, Canada, Provinces and Territories.

Tableau 2
Estimations de la rémunération hebdomadaire moyenne (incl.temps suppl.), pour
l'ensemble des salariés, par industrie, Canada, provinces et territoires.

SIC	Industry	DOLLARS												
		1987	1988	1989	1990	1991	1992	1993	1994	1995	1996	1997	1998	1999
CTI	Industrie													
CANADA														
243	Men's & boys' clothing - Vêtements pour hommes et garçonnets	\$304.82	\$322.97	\$344.53	\$357.42	\$382.50	\$375.57	\$376.10	\$392.60	\$392.11	\$427.65	\$448.70	\$444.72	\$434.03
244	Women's clothing - Vêtements pour dames	323.95	318.28	344.15	360.64	363.39	372.85	373.89	380.87	395.69	416.97	428.49	436.28	436.93
245-249	Clothing n.e.c. - Habillement n.c.a.	309.71	316.60	339.44	365.38	376.21	385.23	375.55	374.64	406.28	424.78	425.81	451.94	455.97
251-259	Wood - Bois	492.21	502.82	529.03	560.10	577.95	594.90	608.52	619.01	633.74	680.42	685.69	691.79	689.82
256-259	Wood n.e.c. - Bois n.c.a.	425.64	434.27	448.92	462.34	492.20	552.84	542.92	554.07	560.70	607.51	609.13	621.70	632.73
251	Sawmill, planing mill & shingle mill products - Scieries, ateliers de rabotage et usines de bardeaux	572.93	573.59	615.43	632.50	634.03	652.55	679.66	689.11	708.93	760.84	767.07	777.08	768.52
252	Veneer & plywood - Placages & contreplaqués	531.21	532.17	569.36	580.99	588.79	591.47	635.47	675.44	695.41	719.44	712.38	723.86	735.26
254	Sash, doors & other millwork - Portes, châssis et autres bois travaillés	383.89	399.31	430.43	463.69	495.23	503.54	510.71	516.31	520.62	550.83	572.06	576.21	576.92
261-269	Furniture & fixtures - Meubles et articles d'ameublement	411.82	415.33	453.15	466.72	475.20	502.58	513.83	536.45	534.91	562.42	574.06	582.08	577.40
261	Household furniture - Meubles de maison	370.34	367.88	405.24	414.93	418.85	434.68	454.24	462.90	459.79	492.97	495.94	513.46	518.00
264	Office furniture - Meubles de bureau	483.68	508.06	539.72	550.29	551.58	593.28	609.21	659.31	653.90	625.72	660.99	652.06	664.96
269	Other furniture & fixtures - Autres meubles et articles d'ameublement	453.16	451.12	497.53	510.57	526.27	548.47	545.81	552.16	564.52	605.92	613.93	618.81	593.77
271-279	Paper & allied products - Papier et produits connexes	652.93	682.21	716.67	744.19	793.22	826.47	845.17	869.86	898.87	914.15	930.15	954.23	961.64
271	Pulp & paper - Pâtes et papiers	709.28	742.61	784.34	813.83	858.68	909.77	934.38	958.98	995.00	1,012.76	1,032.15	1,030.43	1,028.47
272	Asphalt roofing - Papier-toiture asphalté	544.07	582.38	619.29	641.25	689.28	726.83	729.53	790.49	752.95	805.29	816.28	862.13	818.58
273	Paper boxes & bags - Boîtes en carton et sacs en papier	549.84	570.98	596.40	614.44	662.87	662.53	707.00	722.85	730.88	766.32	776.35	806.84	814.38
279	Other converted paper products - Autres produits en papier transformé	516.58	543.93	567.30	597.33	653.17	666.82	632.53	665.93	695.82	714.67	739.16	854.04	883.23
281-284	Printing, publishing & allied ind. - Imprimerie, édition et industries connexes	480.99	506.09	534.27	554.68	575.66	604.37	617.67	612.45	624.85	641.38	667.40	663.72	657.61
281	Commercial printing - Impression commerciale	495.77	518.72	541.44	565.98	582.30	620.42	630.81	613.08	628.76	640.28	662.74	660.68	647.06
282	Platemaking, typesetting & bindery - Clichage, composition et reliure	386.35	426.76	449.50	477.01	517.13	549.77	602.77	543.85	525.92	554.91	575.70	594.05	591.14
283	Publishing - Edition	447.99	485.40	524.52	526.39	523.18	543.12	548.77	582.29	594.38	620.68	664.91	674.19	677.35
284	Combined publishing & printing - Impression et édition combinées	528.32	541.40	570.93	591.30	629.16	645.62	653.11	669.00	690.19	706.69	726.40	696.42	698.43
291-299	Primary metals - Première transformation des métaux	665.05	692.51	726.64	758.81	786.82	831.75	864.33	876.10	896.15	926.25	954.76	947.88	958.48
291	Primary steel - Sidérurgie	699.44	720.33	746.65	768.83	802.73	843.16	882.23	908.07	912.20	926.75	963.92	959.05	978.35
292	Steel pipes & tubes - Tubes et tuyaux d'acier	636.54	660.57	678.70	715.12	759.10	741.78	793.00	823.69	817.56	858.14	880.26	813.13	795.97
294	Iron foundries - Fondries de fer	590.97	626.55	629.75	658.26	673.96	755.76	795.74	802.57	797.18	882.97	958.59	865.22	831.06
295	Non-ferrous metal smelting & refining - Fonte et affinage des métaux non-ferreux	675.57	720.27	785.97	822.83	834.24	902.63	925.57	943.87	995.49	1,022.17	1,045.66	1,030.65	1,040.54
296	Aluminum rolling, casting & extruding - Laminage, moulage et ext. de l'aluminium	619.61	634.91	669.22	726.09	785.84	811.73	838.77	854.90	858.33	887.85	913.78	967.58	1,005.60
297	Copper & alloy rolling, casting & extruding - Laminage, moulage et extrusion du cuivre et de ses alliages	541.09	569.48	584.83	604.07	642.08	698.33	733.16	774.69	823.97	779.12	781.10	819.12	797.90
299	Other metal rolling, casting & extruding - Autre laminage, moulage et extrusion des métaux	583.40	605.66	610.50	654.60	650.01	704.54	733.83	696.96	726.51	781.91	824.98	856.07	860.30
301-309	Fabricated metal products - Fabrication des produits métalliques	518.72	534.35	563.11	590.64	613.61	636.81	634.66	649.99	667.52	701.50	728.75	750.14	751.77
301	Power boilers & heat exchangers - Chaudières à pression et échangeurs de chaleur	592.63	621.50	682.28	712.10	713.39	795.78	821.40	884.58	900.49	973.73	998.65	938.68	964.75
302	Fabricated structural metal products - Éléments de charpentes métalliques	562.01	585.74	601.91	622.48	682.47	669.13	670.98	683.76	706.04	725.22	766.39	778.41	769.42
303	Ornamental & architectural metal products - Produits métalliques d'ornement et d'architecture	489.62	501.71	540.77	534.94	563.68	558.20	567.61	560.35	564.84	625.90	642.93	653.82	639.57
304	Stamped, pressed & coated metal products Embout., matriçage et revêtement des métaux	480.19	500.88	539.03	574.27	582.75	633.05	612.76	635.36	644.74	687.09	694.75	705.71	697.04

Table 2
Estimates of Average Weekly Earnings (including overtime), for All Employees,
by Industry, Canada, Provinces and Territories.

Tableau 2
Estimations de la rémunération hebdomadaire moyenne (incl.temps suppl.), pour
l'ensemble des salariés, par industrie, Canada, provinces et territoires.

SIC 1980 CTI	Industry Industrie	DOLLARS												
		1987	1988	1989	1990	1991	1992	1993	1994	1995	1996	1997	1998	1999
CANADA														
305	Wire & wire products - Fil métallique et ses produits	\$519.80	\$539.06	\$557.58	\$567.97	\$616.96	\$662.94	\$662.34	\$669.95	\$689.23	\$694.35	\$736.89	\$767.73	\$787.55
306	Hardware, tools & cutlery - Articles de quincaillerie, d'outillage et coutellerie	598.75	585.20	618.69	661.06	675.48	704.59	699.45	678.46	675.53	750.24	823.18	833.65	856.57
307	Heating equipment - Matériel de chauffage	459.90	482.38	510.38	535.61	536.59	535.13	539.08	590.37	604.98	629.64	652.17	624.43	596.04
308	Machine shops - Ateliers d'usinage	513.91	542.16	567.86	611.98	608.45	589.31	582.26	609.49	631.42	665.45	690.75	734.97	743.55
309	Other metal fabricating - Autres produits en métal	497.38	515.95	516.30	557.47	586.10	616.72	646.07	649.01	746.17	738.11	713.55	758.32	755.44
311-319	Machinery (ex. elect. mach.) - Machinerie (sauf électrique)	553.79	574.35	591.90	629.14	647.02	689.32	695.84	721.22	737.18	776.53	807.97	829.53	855.18
311	Agricultural implements - Instruments aratoires	469.05	481.02	506.91	526.14	517.30	570.46	559.74	574.33	609.01	645.12	680.09	708.38	731.56
312	Commercial refrig. & air cond. equip. - Matériel commer. de réfrigération et climatisation	487.12	498.11	497.33	544.82	572.00	597.41	590.09	607.01	703.12	677.18	655.06	683.38	707.31
319	Other machinery & equipment - Autres machineries et équipements	566.59	587.68	605.43	645.40	665.36	708.72	720.99	745.28	753.22	799.90	835.89	855.58	882.51
321-329	Transportation equipment - Matériel de transport	606.83	639.88	655.44	686.27	721.11	759.15	801.90	843.34	847.98	860.27	897.62	935.11	905.93
321	Aircraft & aircraft parts - Aéronefs et pièces d'aéronefs	643.25	687.73	702.17	733.98	770.62	798.91	831.20	862.21	878.27	886.25	927.20	965.44	930.68
323	Motor vehicles - Véhicules automobiles	730.94	781.39	777.20	806.34	841.98	903.94	974.20	1,058.17	1,075.73	1,085.05	1,142.09	1,158.57	1,117.76
324	Truck & bus bodies & trailers - Carrosseries de camions, d'autobus et de remorques	467.76	472.57	490.50	517.04	533.76	534.05	546.57	546.10	525.98	609.44	630.33	667.66	673.50
325	Motor vehicle parts & accessories - Pièces et accessoires pour véhicules automobiles	561.60	594.53	608.73	627.63	644.50	686.82	729.42	769.53	769.57	781.40	823.52	872.79	845.95
326	Railroad rolling stock - Matériel ferroviaire roulant	599.48	636.93	682.59	705.91	746.81	753.98	806.49	842.61	856.06	857.63	913.51	954.44	984.48
327	Shipbuilding & repair - Construction et réparation de navires	606.57	631.92	651.80	687.23	714.52	740.36	770.77	810.12	808.97	808.06	828.60	..	888.30
328	Boatbuilding & repair - Construction et réparation d'embarcations	478.78	483.48	501.70	508.72	498.50	525.54	481.52	554.12	570.75	..	615.70
331-339	Electrical & electronic products - Produits électriques et électroniques	548.31	571.78	595.05	646.16	676.08	728.00	744.75	756.13	741.44	754.38	798.28	845.28	868.35
330	Electrical & electronic products n.e.c. - Produits électriques et électroniques n.c.a.	490.53	520.92	544.81	588.03	623.29	632.91	642.97	653.68	673.15	661.78	654.01	690.43	686.53
332	Major appliances (electric & non-elect.) - Gros appareils (électriques ou non)	492.98	512.17	532.98	560.91	589.30	601.99	650.87	647.18	662.94	681.57	704.40	720.71	739.35
335	Communication & other electronic equip. - Equip. de comm. et autre matériel électronique	593.56	609.92	624.84	689.54	712.70	780.04	799.99	792.93	750.62	776.77	832.97	880.04	898.70
336	Office, store & business machines - Machines pour bureaux, magasins et commerces	525.27	563.31	610.45	674.28	709.58	745.91	749.78	811.08	831.65	859.56	869.21	919.33	976.42
337	Electrical industrial equipment - Matériel électrique d'usage industriel	541.25	553.81	568.25	606.78	650.28	706.87	707.80	728.67	713.89	705.26	778.18	821.95	849.21
338	Communications & energy wire and cable - Fils et câbles électr. et de communication	622.07	650.35	681.34	724.79	718.13	801.02	779.89	828.00	827.96	749.94	813.11	913.85	962.48
351-359	Non-metallic mineral products - Produits minéraux non métalliques	561.39	585.08	611.75	630.53	660.78	695.08	698.31	702.77	719.06	748.55	758.24	767.78	749.60
350	Non-metallic mineral products n.e.c. - Produits minéraux non métalliques n.c.a.	534.48	556.18	584.04	597.85	638.10	697.28	709.39	702.89	752.07	784.27	796.31	807.15	820.31
352	Hydraulic Cement - Ciment hydraulique	638.02	684.41	739.64	758.91	836.92	885.48	916.79	958.52	992.19	983.42	1,001.46	1,072.65	993.06
354	Concrete products - Produits en béton	531.45	555.48	571.80	611.84	645.09	663.05	647.82	626.90	616.95	693.25	687.77	734.59	712.65
355	Ready-mix concrete - Béton préparé	591.57	610.21	646.50	658.99	668.57	684.54	707.60	733.83	750.91	741.02	780.84	767.22	734.22
356	Glass & glass products - Verre et articles en verre	557.32	582.66	602.62	615.99	638.61	657.44	646.73	663.28	650.25	691.87	679.99	658.35	628.30
361-369	Refined petroleum & coal products - Produits raffinés du pétrole et du charbon	860.90	907.47	957.99	991.00	916.66	877.55	1,055.05	1,090.97	1,108.76	1,094.59	1,100.97	1,120.68	1,100.14
361	Refined petroleum products - Produits raffinés du pétrole	872.38	919.61	969.49	1,006.59	926.63	885.61	1,077.13	1,126.62	1,150.82	1,134.23	1,138.12	1,163.76	1,151.19
369	Other petroleum & coal products - Autres ind. des prod. du pétrole et du charbon	663.26	704.90	750.76	679.03	708.43	726.28	762.93	732.11	748.98	800.39	863.45	895.55	817.66

Table 2
Estimates of Average Weekly Earnings (including overtime), for All Employees,
by Industry, Canada, Provinces and Territories.

Tableau 2
Estimations de la rémunération hebdomadaire moyenne (incl.temps suppl.), pour
l'ensemble des salariés, par industrie, Canada, provinces et territoires.

SIC 1980 CTI	Industry Industrie	DOLLARS												
		1987	1988	1989	1990	1991	1992	1993	1994	1995	1996	1997	1998	1999
CANADA														
371-379	Chemical & chemical products - Produits chimiques	\$613.23	\$641.33	\$668.79	\$704.66	\$729.41	\$768.54	\$792.01	\$812.92	\$805.52	\$819.71	\$857.89	\$887.67	\$889.30
371	Industrial chemicals n.e.c. - Produits chimiques d'usage industriel n.c.a.	751.29	792.36	808.86	843.24	863.07	885.25	948.33	1,007.31	1,006.69	988.73	1,027.77	989.48	1,031.36
372	Agricultural chemicals - Produits chimiques d'usage agricole	646.84	658.89	703.40	753.43	789.23	828.16	759.33	798.42	724.49	757.26	812.48	887.14	833.35
373	Plastic & synthetic resin - Matières plastiques et résines synthétiques	614.01	633.65	661.51	679.72	695.11	756.85	796.95	762.94	739.36	831.14	896.22	958.15	1,055.07
374	Pharmaceuticals & medicine - Produits pharmaceutiques et médicaments	581.23	611.94	640.17	672.39	683.16	753.67	792.49	807.61	818.08	830.48	894.96	942.74	915.56
375	Paint & varnish - Peintures et vernis	497.11	544.05	567.76	585.01	589.31	631.00	653.66	638.86	704.97	715.82	727.68	772.66	743.66
376	Soap & cleaning compounds - Savons et composés pour nettoyage	564.35	589.62	609.56	657.01	691.68	721.91	729.35	788.51	784.83	825.78	827.20	791.04	794.89
377	Toilet preparations - Produits de toilette	488.96	502.51	513.02	549.16	598.98	610.39	603.76	645.37	587.99	554.89	579.85	724.24	756.74
379	Other chemical products - Autres produits chimiques	628.09	659.76	698.69	735.35	768.60	784.59	751.57	741.72	724.48	746.22	796.51	858.47	857.60
391-399	Other manufacturing industries Autres industries manufacturières	445.26	462.14	497.45	526.41	544.37	542.58	569.97	600.35	588.22	623.09	650.13	684.70	674.58
401-449	Construction - Construction	542.55	566.32	598.76	630.78	642.77	643.99	646.55	664.00	680.59	695.67	711.35	697.57	698.80
401-402	Bldg, developing & general contracting - Constructeurs, promoteurs et entrep. généraux	508.43	529.72	558.69	604.33	617.20	601.07	600.34	624.29	617.10	644.86	673.19	673.64	674.42
401	Residential building & development - Promotion et construction de bâtiments résidentiels	463.45	482.67	507.75	542.06	542.13	536.71	545.12	559.78	567.16	580.92	608.48	612.32	610.85
402	Non-residential building & development - Promotion & constr. de bâtiments non résidentiels	597.44	623.48	660.88	726.53	756.42	746.88	731.39	757.99	724.29	777.67	814.88	805.51	794.11
411-412	Industrial & heavy (engineering) construction - Constr. lourde et industrielle (génie)	638.51	668.12	691.88	751.62	742.07	774.98	785.33	806.38	835.06	849.51	874.65	914.68	886.56
411	Industrial const. (other than buildings) - Constr. industrielle (autre que bâtiment)	747.07	784.44	849.60	895.81	892.29	871.94	951.76	948.20	971.39	939.28	943.24	1,022.26	945.68
412	Highway & heavy constr. - Constr. de routes et constr. lourde	611.13	635.26	652.17	712.57	707.74	753.07	737.86	756.03	781.15	822.88	854.25	882.08	869.40
421-429	Trade contracting - Entrepreneurs spécialisés	527.73	553.17	592.36	616.32	632.47	631.22	634.72	645.06	666.94	674.32	685.73	655.33	661.55
441-449	Services incidental to construction - Services relatifs à la construction	632.93	634.25	633.29	586.88	575.67	617.56	591.32	650.28	662.64	728.01	751.64	734.79	760.28
041-449	Goods producing industries - Branches productrices de biens	546.25	570.59	599.05	631.24	659.09	681.91	695.43	711.49	721.80	742.16	762.23	776.46	775.48
451-499	Transportation, storage, comm. & other utilities - Transp., entreposage, comm. et autres services publics	573.89	596.54	619.91	641.02	679.97	700.30	708.44	716.00	729.16	735.32	754.55	766.68	772.49
451-479	Transportation & storage - Transport et entreposage	545.37	575.24	591.56	605.80	639.07	652.05	663.26	674.84	689.37	701.22	723.06	735.04	740.28
451-459	Transportation - Transport	541.83	572.53	591.09	601.81	634.60	646.26	658.35	669.96	684.54	695.00	716.30	729.26	734.02
451	Air transport - Transport aérien	612.49	644.73	669.76	719.66	769.28	799.99	757.63	755.24	788.80	802.87	815.09	811.69	825.23
452	Services incidental to air transport - Services relatifs au transport aérien	474.01	520.72	524.81	552.49	527.48	547.47	604.61	535.87	594.27	595.80	543.82	546.12	512.19
453	Railway transport & related services - Transport et services ferroviaires	631.36	695.12	725.54	770.25	820.82	844.18	890.43	911.50	942.22	976.73	999.29	992.39	1,004.60
454	Water transport - Transport par eau	590.75	650.18	673.34	684.90	710.57	741.66	802.44	798.51	795.57	813.99	829.83	827.42	836.54
455	Services incidental to water transport - Services relatifs au transport par eau	793.81	816.33	862.07	816.39	832.01	846.79	899.75	860.64	885.00	833.76	772.60	781.83	752.11
456	Truck transport - Camionnage	498.14	528.77	541.37	544.13	555.15	570.51	581.96	590.62	599.59	613.46	637.75	674.63	669.37
457	Public passenger transit systems - Transport en commun	484.64	484.44	515.02	510.19	544.38	539.36	548.33	570.21	586.33	574.70	625.12	631.14	644.07

Table 2
Estimates of Average Weekly Earnings (including overtime), for All Employees,
by Industry, Canada, Provinces and Territories.

Tableau 2
Estimations de la rémunération hebdomadaire moyenne (incl.temps suppl.), pour
l'ensemble des salariés, par industrie, Canada, provinces et territoires.

SIC 1980 CTI	Industry Industrie	DOLLARS												
		1987	1988	1989	1990	1991	1992	1993	1994	1995	1996	1997	1998	1999
CANADA														
458-459	Transportation n.e.c. - Transport n.c.a.	\$489.59	\$512.39	\$520.86	\$535.39	\$581.95	\$592.57	\$609.49	\$631.50	\$630.93	\$658.79	\$689.80	\$693.76	\$700.36
461-461	Pipeline transport - Transport par pipelines	782.74	825.64	852.66	879.25	926.12	983.12	1,019.65	1,029.15	1,073.71	1,157.94	1,187.97	1,221.89	1,352.79
471-479	Storage & warehousing - Entreposage et emmagasinage	529.53	519.36	464.41	566.15	600.61	623.46	610.71	630.09	634.68	672.80	710.86	707.64	691.66
471	Grain elevators - Silos à grain	628.04	642.05	644.41	664.11	705.86	734.32	767.08	772.28	772.13	789.36	816.72	864.89	905.72
479	Other storage & warehousing - Autres entreposage et emmagasinage	436.68	417.33	362.28	486.03	517.26	532.67	513.65	532.40	552.30	618.03	655.74	636.00	609.32
481-499	Communication & other utilities - Communications et autres services publics	610.82	623.98	656.55	686.21	728.57	757.06	762.74	765.10	776.04	776.52	794.50	806.87	814.50
481-484	Communication - Communications	562.49	566.30	603.00	621.81	654.21	679.60	678.49	683.54	697.42	696.05	708.80	704.25	710.87
481	Telecommunication broadcasting - Diffusion des télécommunications	550.46	571.73	600.97	650.89	681.47	708.52	785.96	776.90	817.20	835.32	839.06	829.18	833.56
482	Telecommunication carriers - Transmission des télécommunications	651.66	650.72	702.38	727.38	771.25	804.47	809.11	823.18	839.01	843.44	862.83	858.16	840.87
483	Other telecommunication - Autres télécommunications	590.80	618.13	659.28	691.66	706.05	751.67	650.86	623.07	636.62	621.17	574.58	634.66	639.91
484	Postal & courier service - Services postaux et services de messagers	465.77	469.96	479.47	476.24	495.93	513.11	501.26	504.41	504.65	511.64	518.80	522.67	550.10
491-499	Other Utilities - Autres services publics	715.43	745.63	769.93	816.94	873.54	905.55	921.10	923.54	937.95	941.87	970.39	1,024.23	1,029.23
491	Electric power systems - Énergie électrique	766.70	801.27	824.42	870.80	934.38	966.63	988.56	1,001.73	1,021.32	1,024.06	1,052.76	1,141.68	1,143.55
492	Gas distribution systems - Distribution de gaz	642.51	666.82	707.01	748.86	793.40	837.26	866.74	866.14	859.10	885.92	936.34	940.98	967.77
493	Water systems - Distribution d'eau	574.45	601.82	635.54	662.14	696.25	734.85	755.75	768.80	781.64	781.10	786.66	797.43	789.90
499	Other utilities n.e.c. - Autres services publics n.c.a.	522.00	545.98	573.41	622.49	639.15	637.85	650.00	650.86	656.89	662.36	707.56	719.01	730.90
501-692	Trade - Commerce	329.23	342.20	360.42	375.48	391.08	401.16	409.04	421.82	431.35	439.72	451.89	467.77	472.56
501-599	Wholesale Trade - Commerce de gros	470.13	487.41	516.81	538.75	557.57	579.21	590.93	605.56	621.96	628.45	643.96	664.37	661.82
501-501	Farm products - Produits agricoles	449.16	443.50	445.58	387.55	475.68	485.78	438.53	481.02	520.96	518.74	527.87	560.53	591.86
511-511	Petroleum products - Produits pétroliers	523.16	589.89	698.29	681.98	553.83	587.98	611.94	626.89	646.00	626.05	683.30	724.16	708.57
521-524	Food, beverage, drug & tobacco - Produits alimentaires, boissons, médicaments et tabac	450.64	450.42	459.83	492.91	514.86	526.60	545.63	576.77	560.90	581.75	587.90	606.18	599.80
523-524	Drug & tobacco - Médicaments & tabac	511.75	528.21	553.49	594.48	635.93	626.86	588.18	687.49	574.61	641.10	608.09	630.47	584.12
521	Food - Produits alimentaires	436.70	434.47	442.13	470.32	487.75	498.47	529.03	544.62	547.13	555.12	570.65	590.00	594.82
522	Beverages - Boissons	515.42	506.14	524.16	567.87	569.77	560.64	614.91	573.43	676.12	681.80	710.09	689.35	701.04
531-532	Apparel & dry goods - Vêtements et mercerie	445.09	431.90	485.62	470.95	489.54	500.69	467.78	527.04	496.84	499.60	544.45	570.24	531.24
531	Apparel - Vêtements	456.01	430.10	465.06	458.14	473.07	492.54	470.98	529.21	492.31	490.31	535.27	566.15	537.82
532	Dry goods - Tissus et articles de mercerie	424.36	436.03	530.41	496.58	536.57	530.34	453.96	519.21	517.22	533.31	573.72	580.88	513.90
541-543	Household goods - Articles ménagers	458.84	495.07	485.48	547.99	580.17	587.11	606.21	587.94	615.15	658.40	634.91	627.55	601.18
541	Electr. & electronic household appl. & parts - App. ménagers élect. et électroniques et pièces	486.38	486.32	561.44	577.32	610.62	652.71	653.48	612.35	642.71	722.39	717.56	648.82	574.88
542	Household furniture - Meubles de maison	398.59	436.53	455.97	492.48	460.88	466.18	473.59	510.24	550.04	541.33	571.59	699.21	708.28
543	Household furnishings - Accessoires ménagers	459.11	514.85	449.89	535.43	576.74	554.92	591.64	585.78	606.11	626.77	580.92	598.54	611.85
551-552	Motor vehicles, parts & accessories - Véhicules auto., pièces et accessoires	476.98	502.94	527.14	550.47	551.05	575.42	591.74	589.75	612.44	625.13	650.61	670.79	697.12
551	Motor vehicles - Véhicules automobiles	536.16	572.21	598.59	635.41	633.61	651.16	699.24	652.78	658.48	655.23	694.86	707.55	736.19
552	Motor vehicles parts & accessories - Pièces et accessoires de véhicules automobiles	438.95	462.68	485.59	503.57	504.50	540.71	543.12	563.99	592.16	611.37	627.18	649.39	673.40
561-563	Metals, hardware, plumbing, heating & building materials - Métaux, quincaillerie, mat. de plomberie, de chauffage et de construction	436.89	441.27	483.55	498.43	523.01	540.65	536.30	547.47	572.17	585.87	592.97	605.15	608.36
561	Metal & metal products - Métaux et produits en métal	555.35	564.86	623.42	631.45	683.57	708.23	699.35	739.89	754.71	738.52	779.62	812.76	779.35
562	Hardware, plumbing, heating & air cond. equip supplies - Quincaillerie, mat. & fournitures de plomb. chauffage & climatisation	431.12	467.69	515.03	532.73	542.91	573.54	579.53	576.39	620.38	651.94	648.51	671.71	657.32
563	Lumber & building materials - Bois et matériaux de construction	418.22	402.22	444.04	457.20	482.68	492.82	490.07	493.55	503.86	521.35	528.26	530.73	548.27

Table 2
Estimates of Average Weekly Earnings (including overtime), for All Employees,
by Industry, Canada, Provinces and Territories.

Tableau 2
Estimations de la rémunération hebdomadaire moyenne (incl.temps suppl.), pour
l'ensemble des salariés, par industrie, Canada, provinces et territoires.

SIC 1980 CTI	Industry Industrie	DOLLARS												
		1987	1988	1989	1990	1991	1992	1993	1994	1995	1996	1997	1998	1999
CANADA														
571-579	Machinery, equipment & supplies - Machines, matériel et fournitures	\$518.92	\$554.25	\$590.56	\$610.45	\$632.34	\$664.86	\$680.26	\$689.63	\$710.44	\$710.87	\$728.79	\$745.53	\$737.94
571	Farm machinery, equipment & supplies - Machines, matériel et fournitures agricoles	362.34	426.50	437.73	486.78	488.60	503.38	524.49	539.72	568.14	572.00	606.34	651.66	640.39
572	Const., forest. & mining mach. equip. & suppl.- Mach., mat. & fourn. (const., forêts, mines)	540.72	557.26	592.71	604.01	620.34	694.26	726.52	777.37	816.01	824.47	806.49	810.13	790.96
573	Industrial machinery, equipment & supplies - Machines, matériel et fournitures industriels	533.56	568.48	589.50	599.37	583.76	646.51	672.25	662.96	688.53	715.10	745.46	737.00	705.01
574	Electrical & electronic mach. equip. & supplies - Machines, matér., fourn. électric. & électro.	591.82	607.37	679.81	719.29	758.26	733.52	759.96	764.14	768.50	760.58	776.05	794.07	807.67
579	Other machinery, equipment & supplies - Autres machines, matériel et fournitures	506.60	532.53	556.13	558.83	579.36	629.40	631.65	648.62	667.52	654.53	670.72	694.20	676.55
591-599	Other wholesale products - Autres produits divers, commerce de gros	396.85	403.99	413.74	455.90	488.93	533.53	545.36	562.42	591.49	582.19	599.72	633.22	631.13
601-692	Retail trade - Commerce de détail	270.26	280.83	292.87	306.86	317.77	320.80	329.34	339.22	342.31	348.06	355.22	366.75	371.50
601-603	Food, beverage and drug - Aliments, boissons et médicaments	266.08	275.28	277.45	286.32	299.69	302.34	305.97	316.10	314.89	313.23	317.95	324.62	323.51
601	Food stores - Magasins d'alimentation	260.32	270.10	270.11	277.60	287.53	282.00	286.97	296.88	294.95	293.41	298.18	303.45	304.42
602	Liquor, wine & beer stores - Magasins de spiritueux, vin et bière	394.45	408.49	430.90	447.81	459.24	463.54	483.17	478.03	447.94	472.93	474.97	477.34	447.60
603	Prescription drugs & patent medicine stores - Mag. de médicaments sur ordonnance & brevetés	240.07	248.16	255.64	273.94	298.74	329.48	331.17	349.30	354.40	348.02	355.47	369.07	370.91
611-615	Shoe, apparel, fabric & yarn - Chaussures, vêtements, tissus et filés	220.49	226.39	230.30	240.94	253.76	249.71	258.61	266.26	262.53	263.90	267.26	280.82	292.98
611	Shoe stores - Magasins de chaussures	239.52	252.65	267.15	266.49	266.36	273.99	274.04	286.96	268.25	275.75	282.97	293.32	300.10
612	Men's clothing stores - Magasins de vêtements pour hommes	271.37	299.54	290.83	292.59	294.38	304.74	320.57	342.65	339.87	336.63	321.39	361.72	372.04
613	Women's clothing stores - Magasins de vêtements pour dames	210.62	210.98	216.05	233.52	247.97	237.29	240.26	246.68	243.46	250.75	252.48	274.29	298.51
614	Clothing stores n.e.c. - Magasins de vêtements n.c.a.	210.04	210.35	216.11	229.01	246.98	242.69	256.98	259.22	264.98	258.46	265.79	265.40	268.85
615	Fabric & yarn stores - Magasins de tissus et de filés	153.23	156.75	166.49	167.29	180.63	175.45	217.55	234.46	233.93	247.14	253.50	252.09	250.29
621-623	Household furniture, appliances & furnishings - Meubles, appareils et accessoires de maison	307.13	331.01	347.88	368.83	374.05	389.20	396.26	401.79	395.99	391.54	416.15	435.03	443.00
621	Household furniture stores - Magasins de meubles de maison	307.71	327.35	343.75	369.81	381.22	397.44	428.03	422.19	419.15	432.72	454.88	465.50	440.99
622	Appliance, TV, radio & stereo stores - Magasins ménagers, tv, radio & appar. stéréo	294.36	335.52	342.35	365.17	383.55	383.94	383.99	396.70	397.13	377.83	401.35	428.04	457.38
623	Household furnishings stores - Magasins d'accessoires d'ameublement	317.74	331.54	359.22	371.73	356.10	386.54	372.24	381.73	360.80	361.24	392.20	407.12	421.31
631-639	Auto vehicles, parts & access., sales & serv. Véhicules autos, pièces & access., vente & serv.	326.84	341.05	372.62	393.82	416.01	409.78	425.78	446.93	456.95	482.76	500.53	520.35	522.31
631	Automobile dealers - Concessionnaires d'automobiles	396.83	421.18	448.26	488.98	532.85	545.48	560.58	582.17	586.81	639.60	667.93	692.94	706.54
632	Recreational vehicle dealers - Marchands de véhicules de loisir	333.98	358.35	385.99	388.15	369.74	401.53	452.28	474.43	484.80	486.71	516.28	537.78	527.03
633	Gasoline service stations - Stations-service	256.64	266.67	295.16	307.45	295.95	282.02	279.36	289.53	297.12	301.66	305.04	309.50	299.18
634	Automotive parts & accessories stores - Mag. de pièces et accessoires pour automobiles	284.65	292.81	314.16	336.86	351.53	344.63	339.88	374.42	366.26	382.52	398.39	410.80	411.06
635	Motor vehicle repair shops - Ateliers de réparation d'automobiles	366.96	387.06	414.10	431.34	470.78	442.04	461.38	474.49	477.02	483.77	486.04	506.57	509.50
639	Other motor vehicle services - Autres services pour automobiles	285.01	317.88	325.84	325.66	320.25	320.89	296.40	342.54	359.28	359.87	343.39	362.44	377.16
641-641	General merchandise stores - Magasins de marchandises diverses	233.11	239.68	241.20	259.94	259.95	271.78	280.64	278.83	279.67	283.80	294.38	297.52	306.41
651-692	Other retail n.e.c. - Autres commerces de détail n.c.a.	246.60	256.27	266.56	273.95	285.83	289.46	297.23	307.59	323.74	324.86	315.61	321.96	332.65

Table 2
Estimates of Average Weekly Earnings (including overtime), for All Employees,
by Industry, Canada, Provinces and Territories.

Tableau 2
Estimations de la rémunération hebdomadaire moyenne (incl.temps suppl.), pour
l'ensemble des salariés, par industrie, Canada, provinces et territoires.

SIC 1980 CTI	Industry Industrie	DOLLARS												
		1987	1988	1989	1990	1991	1992	1993	1994	1995	1996	1997	1998	1999
CANADA														
701-761	Finance, insurance & real estate - Finances, assur. & affaires immobilières	\$483.35	\$512.19	\$544.46	\$546.34	\$568.62	\$603.40	\$633.17	\$644.23	\$658.48	\$704.59	\$742.17	\$754.62	\$760.72
701-749	Finance & insurance - Intermédiaires financiers et assurances	506.85	521.71	547.67	570.38	602.73	634.82	674.80	676.38	695.38	749.68	784.89	801.84	804.57
701-709	Deposit accepting intermediaries - Intermédiaires financiers de dépôts	437.73	459.60	483.42	507.50	533.33	558.49	571.28	585.99	602.31	632.38	659.69	686.83	704.02
701-702	Banks - Banques	455.49	478.56	504.72	529.58	555.05	578.25	593.40	599.51	623.31	656.87	667.45	684.92	705.90
703	Trust Companies - Sociétés de fiducie	431.45	453.71	478.15	500.58	529.73	544.45	553.34	578.11	590.53	624.82	662.04	692.85	704.40
704	Deposit accepting mortgage companies - Soc. de prêt hypothécaire recevant des dépôts	388.95	372.98	158.15	162.19	586.83	561.69	580.25	589.13	682.51	739.78
705	Credit unions - Caisses d'épargne et de crédit	385.33	404.00	430.89	450.37	466.99	496.20	507.18	539.60	536.41	553.14	628.22	684.80	691.74
709	Other deposit accepting intermediaries - Autres intermédiaires de dépôts	553.43	540.25	568.87	599.32	667.93	728.44	769.95	857.56	843.52	838.55
711-712	Consumer & business financing intermediaries - Crédit à la consommation et aux entreprises	503.96	515.23	590.68	600.81	652.46	695.23	726.67	729.80	762.78	777.69	810.14	811.37	786.71
721-729	Investment intermediaries - Intermédiaires d'investissement	606.56	582.05	559.01	603.18	631.86	711.20	749.93	684.00	737.98	798.83	786.36	741.46	715.64
731-733	Insurance - Assurances	532.39	574.73	618.66	655.42	675.95	681.89	711.41	740.34	757.36	787.64	827.68	889.69	910.79
741-749	Other financial intermediaries - Autres intermédiaires financiers	731.11	691.87	792.29	796.10	975.65	1,017.39	1,342.45	1,236.82	1,171.72	1,468.56	1,604.65	1,485.73	1,296.21
751-761	Real estate operators & insurance agent - Services immobiliers & agences d'assurances	425.12	488.71	536.60	488.24	483.38	520.17	521.88	557.70	559.88	587.18	631.67	632.67	643.28
751-759	Real estate operators (exc'l developers) - Services immobiliers (sauf lotisseurs)	417.02	432.81	426.06	423.08	408.07	443.46	436.07	491.54	485.84	512.72	571.60	563.02	579.74
761-761	Insurance & real estate agent - Agences d'assur. et agences immobilières	431.66	532.14	624.44	537.00	541.65	576.48	596.66	617.17	629.42	654.64	688.24	700.39	707.64
771-779	Comm., business & pers. services - Services socio-culturels, comm. et pers.	366.10	383.45	402.46	428.16	455.49	473.79	481.34	487.86	490.73	501.18	506.58	507.09	513.45
771-779	Business services - Services aux entreprises	412.30	448.42	489.96	533.15	556.22	583.06	585.31	604.66	621.54	651.93	680.50	687.45	698.76
771	Employment agencies & personnel suppliers - Bureaux de placement et location de pers.	247.06	277.48	332.39	354.77	368.34	403.66	392.43	394.21	388.40	429.99	473.65	485.34	486.54
772	Computer & related services - Services informatiques et services connexes	521.31	560.20	616.18	677.03	721.40	738.44	727.74	795.61	800.95	829.90	888.17	900.77	938.05
773	Accounting & bookkeeping services - Serv. de comptabilité et tenue de livres	409.22	455.54	479.99	529.71	545.09	544.10	534.45	567.39	579.34	609.77	631.81	650.95	676.23
774	Advertising services - Services de publicité	416.92	477.31	490.92	477.36	510.89	551.37	604.22	626.57	657.98	649.21	631.37	605.21	616.89
775	Arch., eng. & other scientific & tech. serv. - Arch., ingénieurs et autres serv. scient. et tech.	536.98	575.37	633.28	689.67	733.72	765.51	784.36	785.60	818.33	847.40	867.12	854.59	854.11
776	Offices of lawyers & notaries - Études d'avocats et de notaires	401.44	448.91	509.17	559.00	552.51	570.07	590.63	613.45	618.91	657.58	675.19	698.21	699.35
777	Management consulting services - Bureaux de conseils en gestion	411.25	458.14	506.01	560.23	582.45	621.35	655.70	645.83	687.08	691.92	705.97	716.56	728.48
779	Other business services - Autres services aux entreprises	364.12	383.28	396.05	419.81	421.24	448.03	439.18	464.09	475.66	507.55	533.25	533.79	538.31
851-859	Educational & related services - Services d'enseignement et services annexes	531.50	557.39	576.12	605.29	639.59	667.43	675.22	671.84	669.68	671.64	668.38	662.25	658.99
851-853	Educational services - Services d'enseignement	540.62	567.38	586.01	616.73	651.39	678.97	686.21	682.33	680.90	683.29	679.68	672.60	669.55
851	Elementary & secondary education - Enseignement élémentaire et secondaire	575.28	601.80	619.33	650.81	688.28	719.54	721.09	718.15	715.17	715.74	709.18	702.63	696.26
852	Post-second. non-university education - Enseignement postsecondaire non univers.	473.57	502.50	510.44	539.79	575.82	596.50	618.99	608.65	611.91	629.14	625.26	613.88	631.73
853	University education - Enseignement universitaire	481.70	506.36	532.78	562.33	588.30	608.88	622.12	617.28	617.79	612.93	619.26	612.52	606.99

Table 2
Estimates of Average Weekly Earnings (including overtime), for All Employees,
by Industry, Canada, Provinces and Territories.

Tableau 2
Estimations de la rémunération hebdomadaire moyenne (incl.temps suppl.), pour
l'ensemble des salariés, par industrie, Canada, provinces et territoires.

SIC 1980 CTI	Industry Industrie	DOLLARS												
		1987	1988	1989	1990	1991	1992	1993	1994	1995	1996	1997	1998	1999
CANADA														
854-859	Libraries, museums & other educational serv. - Biblio., musées & autres serv. d'enseignement	\$346.28	\$355.98	\$369.65	\$378.98	\$382.61	\$405.96	\$422.68	\$450.63	\$448.97	\$438.86	\$435.84	\$445.61	\$446.88
854	Library services - Bibliothèques	318.12	325.10	344.71	357.14	359.58	390.04	394.21	419.17	422.76	423.28	412.78	429.57	433.42
855	Museums & archives - Musées et archives	406.29	413.99	443.26	467.36	445.20	477.37	510.85	525.13	533.06	516.88	511.23	524.47	512.59
859	Other educational services - Autres services d'enseignement	354.53	370.78	358.27	342.52	368.83	378.31	405.64	443.38	425.75	407.36	408.72	409.20	417.45
861-869	Health & social services - Services de soins de santé et services sociaux	375.33	392.24	411.71	435.10	466.58	484.82	498.28	504.28	502.98	509.81	517.52	519.42	525.29
861,862 & 864	Inst. health & soc. serv., in/out social services & institutions - Établ. de santé & serv. soc. en/hors institution	383.28	398.96	415.79	443.55	477.77	498.58	511.70	514.45	513.81	520.62	528.97	532.44	537.03
861	Hospitals - Hôpitaux	420.62	439.53	457.71	488.66	529.51	552.81	571.00	575.15	579.99	585.30	596.59	598.80	598.21
862	Other institutional health & social services - Autres établ. de soins de santé & serv. sociaux	314.51	323.55	339.23	361.18	380.84	409.49	417.67	424.11	425.84	438.61	446.95	453.04	466.63
864	Non-institutional social services - Services sociaux hors institution	312.74	326.84	339.89	359.78	382.69	370.80	384.16	392.19	395.87	398.35	406.87	417.69	432.47
863 & 865-869	Other health & social services n.e.c. - Autres services de soins de santé et sociaux n.c.a.	345.25	368.07	397.55	406.98	429.60	440.87	454.85	471.62	469.81	478.60	486.69	484.94	494.17
863	Non-institutional health services - Services de soins de santé hors institution	469.37	490.09	522.84	455.44	492.63	502.09	503.00	506.72	507.18	513.99	484.83	487.93	503.48
865	Private practice of physicians, surgeons & dentist - Cabinets privés de médecins chirurgiens, dentistes	297.48	328.17	363.25	370.98	391.80	404.06	423.84	448.52	443.81	454.79	466.84	461.40	463.28
866	Offices of other health practitioners - Cabinets d'autres praticiens de la santé	249.59	255.93	247.69	328.66	353.88	341.83	364.65	365.91	372.17	390.96	404.80	403.09	411.28
867	Offices of social services practitioners - Cabinets de spécialistes en services sociaux	363.88	361.09	374.55	448.68	472.44	546.58	607.39	520.33	524.39	537.74	528.93	528.58	537.56
868	Medical & other health laboratories - Laboratoires médicaux et autre lab. de santé	414.20	434.10	472.34	485.79	504.30	516.75	510.13	521.68	536.86	553.24	586.85	568.03	575.31
869	Health & social service assn's & agencies - Assoc. & org. de santé et de services sociaux	403.80	415.67	438.08	458.58	482.23	507.10	507.33	522.88	526.57	519.52	558.84	565.93	582.72
911-922	Accommodation, food & beverage services - Hébergement et restauration	189.08	192.22	196.21	206.63	209.84	216.20	218.10	227.57	232.20	236.83	235.36	231.49	235.10
911-914	Accommodation services - Services d'hébergement	239.39	236.93	238.17	261.67	266.16	276.18	281.74	293.85	302.52	307.64	308.78	297.17	302.98
912-914	Other accommodation services n.e.c. - Autres services d'hébergement n.c.a.	351.90	343.08	286.65	380.25	321.23	315.24	296.47	310.35	319.90	309.29	308.16	293.91	304.43
911	Hotels, motels & tourist courts - Hôtels, motels et camps pour touristes	228.79	228.25	230.66	252.70	258.51	267.34	278.86	292.45	300.85	307.48	308.83	297.50	302.82
921-922	Food & beverage services - Services de la restauration	172.26	176.85	181.13	188.10	191.61	195.87	198.94	208.67	213.47	217.28	215.80	213.93	216.96
921	Food services - Services de restauration	170.67	175.17	179.90	186.57	189.54	193.89	198.45	208.71	213.98	217.53	216.36	214.67	218.10
922	Taverns, bars & night clubs - Tavernes, bars et boîtes de nuit	185.22	190.47	190.95	200.64	211.54	218.55	206.24	208.03	205.92	213.71	207.63	203.50	201.83
961-999	Miscellaneous services - Services divers	301.75	307.94	331.66	346.71	365.07	370.09	380.86	385.11	390.60	405.17	407.35	405.59	410.77
961-969	Amusement & recreational services - Services de divertissements et de loisirs	280.57	287.68	314.84	343.28	355.52	359.88	362.94	375.44	376.19	389.61	393.30	386.34	397.38
960	Other amusement & recreational services n.e.c. - Autres serv. de divertis. et de loisirs n.c.a.	284.97	280.00	309.99	334.05	344.99	358.41	363.00	374.62	380.46	393.81	395.49	388.33	404.98
961	Motion picture, audio & video prod. & distr. - Prod. & distr. films et mat. audiovisuel	258.01	340.21	368.69	447.53	516.33	579.80	570.75	631.87	596.67	600.13	614.33	610.74	606.07
962	Motion picture exhibition - Projection de films cinématographiques	230.30	239.25	235.79	235.03	215.22	237.25	242.37	212.11	206.86	208.94	232.53	243.12	236.98
965	Sports & recreation clubs & services - Clubs sportifs et services de loisir	282.19	280.58	300.69	323.79	321.93	295.03	318.65	317.65	321.56	332.32	336.60	315.63	318.86
971-979	Personal services (exc'l private households) - Services personnels (excl. ménages)	239.71	240.70	267.74	288.16	293.31	306.30	310.11	312.81	320.60	334.29	336.37	334.02	340.40
971	Barber & beauty shops - Salons de coiffure et salons de beauté	226.41	228.53	261.80	273.76	274.69	288.29	278.22	289.60	290.11	297.52	294.90	284.74	291.40

Table 2
Estimates of Average Weekly Earnings (including overtime), for All Employees,
by Industry, Canada, Provinces and Territories.

Tableau 2
Estimations de la rémunération hebdomadaire moyenne (incl. temps suppl.), pour
l'ensemble des salariés, par industrie, Canada, provinces et territoires.

SIC 1980 CTI	Industry Industrie	DOLLARS												
		1987	1988	1989	1990	1991	1992	1993	1994	1995	1996	1997	1998	1999
CANADA														
972	Laundries & cleaners - Serv. de blanchissage et de nettoyage à sec	\$282.47	\$264.34	\$274.20	\$317.47	\$319.43	\$325.50	\$339.28	\$341.60	\$335.90	\$364.23	\$367.10	\$375.65	\$384.75
973	Funeral services - Pompes funèbres	338.79	367.52	391.32	388.69	417.24	431.26	501.38	472.87	537.79	502.88	515.13	513.09	523.99
979	Other personal & household services - Autres services personnels et domestiques	206.54	216.91	242.76	245.56	238.56	248.47	255.64	246.08	237.32	263.50	282.96	289.31	282.99
982-986	Membership organizations - Associations	362.12	371.49	416.79	427.94	449.35	449.45	486.35	451.22	464.48	491.49	486.70	482.04	498.04
991-999	Other services - Autres services	318.66	327.84	333.22	340.05	370.10	369.96	379.51	398.14	404.51	413.07	413.45	418.26	413.10
990	Other services n.e.c. - Autres services n.c.a.	357.61	377.30	388.28	378.89	417.26	402.36	407.35	425.21	425.70	442.96	443.01	453.78	459.03
992	Automobile & truck rental & leasing services - Serv. de location d'automobiles et de camions	448.80	527.86	483.15	484.32	507.19	521.57	527.22	498.06	496.29	534.16	525.14	500.09	505.08
993	Photographers - Photographes	228.09	253.07	227.46	277.63	311.43	356.10	309.00	338.54	355.83	378.28	392.75	412.86	398.15
995	Services to buildings & dwellings - Serv. relatifs aux bâtiments et habitations	284.73	272.89	265.36	273.75	264.13	282.58	279.80	300.35	314.99	315.51	323.32	321.98	308.39
996	Travel services - Services de voyages	221.01	232.19	269.34	284.50	378.41	410.55	481.88	489.36	502.78	513.19	498.56	516.92	494.93
812-837 Public administration - Administration publique		569.52	590.42	633.61	686.48	698.70	723.76	745.94	752.06	750.65	740.05	739.57	737.53	741.07
812-817 Federal administration (excl the military) - Administration fédérale (sauf la défense)		631.68	650.40	688.79	740.42	747.83	786.13	809.62	811.50	811.63	799.60	803.06	805.63	811.26
822-827 Provincial administration - Administration provinciale		544.47	573.45	626.03	674.34	697.71	715.74	721.15	726.15	727.61	733.22	745.90	751.87	750.62
832-837 Local administration - Administration locale		521.99	539.04	578.00	637.58	643.56	661.71	698.83	710.59	707.80	686.35	676.98	665.07	670.83
451-484 Service producing industries - Branches 501-999 productrices de services		402.94	420.69	442.68	464.11	488.91	507.87	517.45	525.37	529.62	539.29	548.56	553.87	559.19
041-999 Industrial aggregate - Ensemble des industries		441.23	460.67	484.23	506.24	529.48	547.98	557.94	568.27	573.75	586.06	598.26	606.32	610.40
NEWFOUNDLAND TERRE-NEUVE														
041-051 Logging and forestry - Exploitation forestière et serv. forestiers		555.33	567.53	580.94	582.45	662.25	676.01	651.79	660.29	578.81	650.03	684.71	596.64	584.07
061-092 Mining (incl. milling), quarrying and oil wells Mines (y compris broyage), carrières et puits de pétrole		680.27	762.76	761.10	833.94	926.89	939.83	914.96	938.15	1,005.28	997.33	1,076.84	1,200.89	1,192.44
101-399 Manufacturing - Industries manufacturières		410.39	452.50	488.82	501.59	536.91	552.83	561.75	600.45	602.18	578.83	609.88	605.35	595.91
Non-durable goods - Biens non durables		401.55	441.95	483.16	491.48	536.05	552.83	556.88	589.05	596.67	583.59	605.38	578.68	580.21
Durable goods - Biens durables		465.27	511.80	513.49	544.01	540.80	552.82	581.80	633.11	619.68	559.16	628.65	709.25	658.06
101-109	Food - Aliments	316.37	352.62	384.73	402.48	430.83	404.03	401.37	421.24	441.82	447.30	472.76	474.43	498.86
102	Fish products - Transformation du poisson	307.22	344.79	375.92	393.90	425.83	391.78	380.47	396.98	435.21	436.51	467.64	467.69	495.08
401-449 Construction - Construction		450.93	482.82	500.52	492.49	542.63	580.91	677.46	817.72	854.08	800.05	604.30	605.74	562.85
401-402	Bldg, developing & general contracting - Constructeurs, promoteurs et entrep. généraux	430.16	443.80	459.20	448.60	470.21	540.49	590.03	692.69	477.56	730.79	..	507.57	461.99
402	Non-residential building & development - Promotion & constr. de bâtiments non résidentiels	516.82	533.31	550.34	535.24	542.58	755.48	811.21	1,013.12	628.41	999.70	274.64
411-412	Industrial & heavy (engineering) construction - Constr. lourde et industrielle (génie)	589.83	589.98	630.73	636.14	767.87	785.47	1,003.49	1,231.43	1,253.63	1,071.13	..	836.05	..
421-429	Trade contracting - Entrepreneurs spécialisés	407.68	480.48	501.29	492.03	505.59	534.07	533.26	532.98	592.16	588.00	583.80	597.69	548.68

Table 2
Estimates of Average Weekly Earnings (including overtime), for All Employees,
by Industry, Canada, Provinces and Territories.

Tableau 2
Estimations de la rémunération hebdomadaire moyenne (incl.temps suppl.), pour
l'ensemble des salariés, par industrie, Canada, provinces et territoires.

SIC 1980 CTI	Industry Industrie	DOLLARS												
		1987	1988	1989	1990	1991	1992	1993	1994	1995	1996	1997	1998	1999
NEWFOUNDLAND TERRE-NEUVE														
	041-449 Goods producing industries - Branches 491-499 productrices de biens	\$466.35	\$510.57	\$539.89	\$558.86	\$607.12	\$627.66	\$658.01	\$727.77	\$733.99	\$708.53	\$684.10	\$692.42	\$678.02
	451-499 Transportation, storage, comm. & other utilities - Transp., entreposage, comm. et autres services publics	520.53	536.12	554.01	584.46	614.57	617.97	614.38	618.18	615.72	606.92	637.94	636.10	697.84
	451-479 Transportation & storage - Transport et entreposage	482.20	482.71	479.25	511.23	541.83	543.63	550.70	555.99	553.16	517.32	566.83	579.16	617.93
	481-499 Communication & other utilities - Communications et autres services publics	553.36	582.40	626.05	656.70	679.80	686.91	669.75	666.90	667.52	665.67	681.63	672.75	748.15
	481-484 Communication - Communications	515.24	539.26	579.28	600.14	617.05	619.40	606.27	615.16	613.54	614.81	632.45	594.35	676.43
	491-499 Other Utilities - Autres services publics	620.33	653.81	700.36	747.09	780.42	798.31	780.44	747.02	752.62	764.85	774.10	819.75	880.57
	501-692 Trade - Commerce	286.98	301.31	308.79	312.26	316.43	320.35	334.08	333.76	331.54	353.15	380.47	383.10	379.92
	501-599 Wholesale Trade - Commerce de gros	391.95	416.11	426.84	444.23	450.42	454.75	490.49	505.10	515.53	534.12	520.54	508.57	498.53
	521-524 Food, beverage, drug & tobacco - Produits alimentaires, boissons, médicaments et tabac	356.86	367.52	374.27	386.12	395.65	406.83	441.06	436.46	450.79	462.17	438.65	450.23	477.62
	601-692 Retail trade - Commerce de détail	248.45	257.92	269.61	275.15	281.51	285.57	288.90	286.81	284.44	301.39	339.89	345.80	339.46
	601-603 Food, beverage and drug - Aliments, boissons et médicaments	222.47	230.26	237.49	246.99	267.63	267.78	271.48	272.24	276.31	273.59	312.91	332.92	352.24
	601 Food stores - Magasins d'alimentation	206.66	208.82	217.42	228.12	250.02	240.49	243.97	238.14	250.15	250.39	297.17	321.04	351.45
	611-615 Shoe, apparel, fabric & yarn - Chaussures, vêtements, tissus et filés	189.45	196.06	214.27	211.85	216.61	219.23	225.37	218.33	197.55	206.93	193.22	215.39	234.03
	631-639 Auto vehicles, parts & access., sales & serv. Véhicules autos, pièces & access., vente & serv.	314.67	331.61	347.27	359.77	370.54	362.12	387.98	364.15	363.73	412.99	474.88	441.78	398.99
	641-641 General merchandise stores - Magasins de marchandises diverses	208.30	211.36	216.19	220.43	220.19	242.51	219.93	220.56	221.20	223.57	225.66	230.18	240.69
	651-692 Other retail n.e.c. - Autres commerces de détail n.c.a.	276.60	285.40	288.63	287.66	279.34	277.01	278.40	275.57	276.28	264.88	265.86	249.84	242.03
	701-761 Finance, insurance & real estate - Finances, assur. & affaires immobilières	402.32	420.55	441.79	476.70	505.09	542.40	552.99	557.65	566.62	578.52	567.76	613.60	644.63
	701-749 Finance & insurance - Intermédiaires financiers et assurances	405.49	429.85	445.63	474.13	515.64	542.27	562.35	556.20	561.72	583.76	574.35	639.55	689.76
	701-709 Deposit accepting intermediaries - Intermédiaires financiers de dépôts	361.53	375.98	396.80	416.79	444.23	468.41	474.27	470.08	484.94	496.32	482.79	517.44	568.83
	701-702 Banks - Banques	367.02	381.47	401.96	420.73	446.44	467.62	475.33	476.46	480.18	492.83	499.05	..	565.31
	731-733 Insurance - Assurances	485.28	525.61	547.12	635.15	648.54	642.39	699.70	682.99	700.82	736.47	688.53	746.73	834.83
	751-759 Real estate operators (exc'l developers) - Services immobiliers (sauf lotisseurs)	383.99	377.78	430.50	488.64	485.01	484.24	524.95	531.10	527.34	563.24	518.16	526.06	476.61
	761-761 Insurance & real estate agent - Agences d'assur. et agences immobilières	413.12	429.36	437.15	476.05	481.42	585.36	534.28	591.65	632.06	566.93	579.68	551.97	577.83
	771-779 Comm., business & pers. services - Services 851-999 socio-culturels, comm. et pers.	424.26	440.49	457.23	471.05	492.84	494.67	505.61	492.78	495.57	483.58	478.22	483.88	517.92
	771-779 Business services - Services aux entreprises	422.88	446.32	464.84	477.40	545.20	542.06	591.75	634.81	657.26	632.17	653.73	614.70	644.08
	851-859 Educational & related services - Services d'enseignement et services annexes	570.91	597.21	647.17	668.82	686.31	694.97	708.63	694.99	693.40	679.04	693.13	707.06	706.46
	861-869 Health & social services - Services de soins de santé et services sociaux	394.54	412.47	423.06	443.91	470.22	470.86	472.08	461.39	461.88	455.78	444.58	468.01	547.39
	861 Hospitals - Hôpitaux	423.40	448.63	475.69	502.60	525.40	537.64	554.62	546.31	543.77	533.11	506.16	557.93	667.31

Annual Estimates of Employment, Earnings and Hours, 1987-1999, Statistics Canada
 Estimations annuelles de l'Emploi, des gains et de la durée du travail, 1987-1999, Statistique Canada

Table 2
Estimates of Average Weekly Earnings (including overtime), for All Employees,
by Industry, Canada, Provinces and Territories.

Tableau 2
Estimations de la rémunération hebdomadaire moyenne (incl.temps suppl.), pour
l'ensemble des salariés, par industrie, Canada, provinces et territoires.

SIC 1980 CTI	Industry Industrie	DOLLARS												
		1987	1988	1989	1990	1991	1992	1993	1994	1995	1996	1997	1998	1999
NEWFOUNDLAND TERRE-NEUVE														
911-922	Accommodation, food & beverage services - Hébergement et restauration	\$207.25	\$208.55	\$211.88	\$214.86	\$221.03	\$224.71	\$225.04	\$229.75	\$245.91	\$224.19	\$225.52	\$225.53	\$238.99
921-922	Food & beverage services - Services de la restauration	199.04	193.87	197.75	197.32	205.76	205.75	200.48	207.98	221.59	203.53	198.00	205.30	202.75
961-999	Miscellaneous services - Services divers	295.08	317.03	310.53	310.57	322.18	320.33	331.32	310.77	308.66	326.80	330.83	307.93	297.45
812-837 Public administration - Administration publique		488.24	506.46	523.88	567.03	578.32	615.81	660.07	658.08	665.82	680.94	651.61	614.76	605.17
812-817	Federal administration (exc'l the military) - Administration fédérale (sauf la défense)	593.30	612.33	638.60	698.23	707.64	744.17	754.89	731.57	716.96	719.78	738.37	741.62	761.97
822-827	Provincial administration - Administration provinciale	437.90	461.81	464.44	490.79	509.70	559.85	620.97	636.41	664.80	698.74	616.36	528.73	477.83
832-837	Local administration - Administration locale	343.11	343.83	423.84	462.44	446.68	422.80	486.86	516.02	537.94	534.04	559.53	606.27	661.86
451-484 Service producing industries - Branches 501-999 productrices de services		408.64	422.86	436.34	452.35	471.26	482.10	497.45	487.20	488.97	490.66	493.31	491.37	510.57
041-999 Industrial aggregate - Ensemble des industries		421.87	443.13	459.88	474.83	497.36	508.57	527.12	532.85	535.45	532.54	527.38	529.32	544.17
PRINCE EDWARD ISLAND ILE-DU-PRINCE-ÉDOUARD														
101-399 Manufacturing - Industries manufacturières		317.20	334.57	355.74	374.67	392.47	399.99	416.35	438.27	446.61	478.17	547.12	548.04	543.19
	Non-durable goods - Biens non durables	309.50	327.17	348.60	365.01	376.22	380.12	395.89	419.98	430.39	456.80	533.80	527.95	540.36
	Durable goods - Biens durables	340.23	356.73	379.90	408.81	448.00	460.44	479.41	509.66	505.68	532.64	574.20	590.47	548.05
401-449 Construction - Construction		402.52	421.64	421.76	460.79	470.32	474.80	487.88	504.15	725.41	811.53	535.44	538.39	..
041-449 Goods producing industries - Branches 491-499 productrices de biens		360.00	380.43	393.10	421.55	438.75	443.24	462.19	480.46	578.54	637.78	547.85	549.65	544.84
451-499 Transportation, storage, comm. & other utilities - Transp., entreposage, comm. et autres services publics		462.48	470.23	492.92	511.37	540.89	586.45	586.64	611.58	603.79	622.43	593.58	594.56	595.23
451-479	Transportation & storage - Transport et entreposage	436.12	441.32	456.99	475.56	496.37	547.85	539.28	563.99	552.76	571.29	547.03	559.77	553.90
481-499	Communication & other utilities - Communications et autres services publics	511.92	522.03	552.58	570.93	614.41	647.57	665.90	686.02	692.93	711.54	689.22	672.19	699.23
481-484	Communication - Communications	490.09	497.38	530.42	542.53	577.90	623.18	644.40	653.17	653.30	..	669.01	628.46	..
501-692 Trade - Commerce		287.96	299.65	316.95	322.76	301.93	305.40	321.91	323.39	329.36	353.80	351.68	362.26	373.46
501-599	Wholesale Trade - Commerce de gros	376.90	441.23	510.20	489.17	410.85	416.71	435.74	448.86	453.50	529.25	563.17	595.10	614.36
601-692	Retail trade - Commerce de détail	263.82	257.18	263.90	273.48	270.95	273.65	287.05	287.27	288.69	289.58	290.34	300.17	297.42
601-603	Food, beverage and drug - Aliments, boissons et médicaments	226.29	236.15	243.79	255.76	264.22	265.22	268.56	284.23	271.91	269.07	276.15	272.49	270.72
601	Food stores - Magasins d'alimentation	205.72	213.22	218.79	226.47	228.84	224.71	234.95	248.28	252.00	235.83	247.40	239.84	..
631-639	Auto vehicles, parts & access., sales & serv. - Véhicules autos, pièces & access., vente & serv.	355.01	324.35	323.75	340.00	358.00	368.34	365.33	363.14	357.10	372.82	378.69	374.49	382.36
641-641	General merchandise stores - Magasins de marchandises diverses	200.35	208.01	206.44	218.69	177.04	172.16	186.99	204.75	213.69	204.69	210.39	268.83	259.52

Annual Estimates of Employment, Earnings and Hours, 1987-1999, Statistics Canada
 Estimations annuelles de l'Emploi, des gains et de la durée du travail, 1987-1999, Statistique Canada

Table 2
Estimates of Average Weekly Earnings (including overtime), for All Employees,
by Industry, Canada, Provinces and Territories.

Tableau 2
Estimations de la rémunération hebdomadaire moyenne (incl.temps suppl.), pour
l'ensemble des salariés, par industrie, Canada, provinces et territoires.

SIC 1980 CTI	Industry Industrie	DOLLARS												
		1987	1988	1989	1990	1991	1992	1993	1994	1995	1996	1997	1998	1999
PRINCE EDWARD ISLAND ILE-DU-PRINCE-ÉDOUARD														
	701-761 Finance, insurance & real estate - Finances, assur. & affaires immobilières	\$393.03	\$430.14	\$441.15	\$439.13	\$472.46	\$488.36	\$503.07	\$539.83	\$566.55	\$579.97	\$564.87	\$797.49	\$781.52
	701-749 Finance & insurance - Intermédiaires financiers et assurances	407.48	428.57	450.40	453.73	498.18	512.31	540.63	558.98	589.02	587.39	577.15	872.58	861.08
	701-709 Deposit accepting intermediaries - Intermédiaires financiers de dépôts	357.07	374.29	408.59	425.81	446.56	471.59	490.26	498.46	521.54	506.74	518.37	544.20	597.77
	751-761 Real estate operators & insurance agent - Services immobiliers & agences d'assurances	350.28	434.52	414.67	400.21	410.67	429.90	424.57	490.24	503.66	558.26	501.47	459.54	447.08
	771-779 Comm., business & pers. services - Services socio-culturels, comm. et pers.	318.50	341.05	367.09	375.27	396.15	405.23	414.54	406.09	398.93	410.27	417.57	406.26	407.93
	851-859 Educational & related services - Services d'enseignement et services annexes	480.69	534.48	569.74	569.71	605.95	626.38	629.37	612.46	596.43	602.95	611.90	593.24	612.20
	851 Elementary & secondary education - Enseignement élémentaire et secondaire	512.55	566.13	610.08	597.07	641.98	669.63	665.01	647.03	..	623.75
	861-869 Health & social services - Services de soins de santé et services sociaux	343.62	360.34	389.83	402.17	416.98	431.80	436.16	456.17	461.34	486.00	505.35	531.84	539.21
	812-837 Public administration - Administration publique	565.03	578.47	565.58	607.97	611.57	650.75	657.81	631.21	618.40	620.02	640.95	640.72	633.90
	812-817 Federal administration (excl the military) - Administration fédérale (sauf la défense)	593.69	622.83	656.03	723.59	741.24	789.55	791.98	724.80	735.79	702.33	722.96	726.87	707.20
	822-827 Provincial administration - Administration provinciale	566.94	562.22	497.70	527.17	523.04	563.91	566.08	537.79	525.32	549.82	544.77	568.54	574.76
	451-484 Service producing industries - Branches 501-999 productrices de services	370.82	387.63	403.19	416.00	427.54	444.68	452.46	448.86	441.81	452.15	457.59	464.72	463.20
	041-999 Industrial aggregate - Ensemble des industries	369.09	386.42	401.48	416.92	429.29	444.44	454.00	453.79	466.91	491.04	475.13	481.64	480.44
NOVA SCOTIA NOUVELLE-ÉCOSSE														
	041-051 Logging and forestry - Exploitation forestière et serv. forestiers	343.17	367.00	399.88	431.93	463.62	473.90	471.11	491.94	481.03	484.05	512.84	480.27	472.15
	061-092 Mining (incl. milling), quarrying and oil wells Mines (y compris broyage), carrières et puits de pétrole	609.23	640.05	645.95	698.57	737.92	777.53	829.67	845.03	843.60	826.57	790.39	849.19	870.31
	061-063 Mining - Mines	610.62	643.43	656.47	704.05	751.11	797.32	814.45	825.19	805.76	..	779.87
	063 Coal mines - Mines de charbon	637.25	674.58	682.55	738.46	792.64	844.42	867.25	879.04	818.41
	101-399 Manufacturing - Industries manufacturières	457.45	476.32	498.42	515.77	541.31	560.41	586.59	580.27	583.68	599.72	641.62	668.26	692.80
	Non-durable goods - Biens non durables	493.37	519.59	543.72	552.68	537.09	561.59	591.31	590.32	595.30	598.15	650.22	680.99	696.55
	Durable goods - Biens durables	379.54	392.80	412.12	439.23	550.03	557.92	576.61	561.54	564.53	602.75	625.83	646.71	686.03
	101-109 Food - Aliments	320.91	347.67	358.80	367.01	421.65	437.09	452.63	450.58	455.35	503.57	541.56	557.24	531.25
	271-279 Paper & allied products - Papier et produits connexes	567.32	587.66	598.18	621.99	797.53	863.13	864.73	864.02	921.92	927.11	971.15	1,012.45	987.19
	281-284 Printing, publishing & allied ind.- Imprimerie, édition et industries connexes	415.61	418.89	417.11	439.44	476.36	466.52	475.44	462.91	499.91	492.11	579.37	582.00	589.53

Table 2
Estimates of Average Weekly Earnings (including overtime), for All Employees,
by Industry, Canada, Provinces and Territories.

Tableau 2
Estimations de la rémunération hebdomadaire moyenne (incl.temps suppl.), pour
l'ensemble des salariés, par industrie, Canada, provinces et territoires.

SIC 1980 CTI	Industry Industrie	DOLLARS												
		1987	1988	1989	1990	1991	1992	1993	1994	1995	1996	1997	1998	1999
NOVA SCOTIA NOUVELLE-ÉCOSSE														
284	Combined publishing & printing - Impression et édition combinées	\$430.71	\$440.38	\$439.43	\$457.93	\$489.47	\$493.76	\$501.77	\$473.79	\$506.17	\$549.02	\$638.55	\$577.61	\$568.98
321-329	Transportation equipment - Matériel de transport	400.54	416.11	451.87	481.80	618.22	611.69	647.19	667.99	655.75	692.68	699.34	760.96	852.98
401-449 Construction - Construction		465.89	482.04	506.51	531.29	552.14	552.78	561.13	547.04	564.89	550.91	605.82	598.29	568.39
401-402	Bldg, developing & general contracting - Constructeurs, promoteurs et entrep. généraux	419.15	449.37	466.23	481.36	492.54	484.79	515.17	491.17	504.55	506.34	539.91	520.11	503.50
401	Residential building & development - Promotion et construction de bâtiments résidentiels	403.94	434.31	451.59	465.71	467.22	455.26	466.32	458.47	467.00	463.76	490.35	465.51	454.97
411-412	Industrial & heavy (engineering) construction - Constr. lourde et industrielle (génie)	534.75	579.79	597.41	636.46	671.63	708.95	657.36	661.44	679.27	674.16	701.16	824.29	794.25
421-429	Trade contracting - Entrepreneurs spécialisés	465.02	466.50	498.83	524.95	541.33	540.50	555.92	541.14	561.49	548.33	615.56	583.97	554.03
441-449	Services incidental to construction - Services relatifs à la construction	528.16	560.18	599.05	595.65	578.30	491.05	504.23	599.04	604.35	551.30	591.14	593.21	563.13
041-449 Goods producing industries - Branches 491-499 productrices de biens		473.28	491.53	510.87	535.65	563.90	578.92	599.95	595.88	600.04	603.71	639.56	655.81	660.67
451-499 Transportation, storage, comm. & other utilities - Transp., entreposage, comm. et autres services publics		516.95	542.46	550.75	584.72	610.11	627.05	634.73	639.94	646.86	645.08	627.19	628.00	652.56
451-479	Transportation & storage - Transport et entreposage	479.99	503.37	503.49	539.85	549.60	567.86	576.82	584.32	583.05	590.49	617.18	644.58	680.41
451-459	Transportation - Transport	480.01	503.34	503.30	539.67	549.73	568.06	577.36	585.49	618.05	646.13	682.92
481-499	Communication & other utilities - Communications et autres services publics	563.91	589.05	605.80	633.21	670.72	686.74	693.46	697.48	708.65	695.69	636.38	613.16	627.56
481-484	Communication - Communications	553.67	581.64	601.19	619.75	655.58	665.64	670.06	670.78	689.71	671.05	611.67	582.06	611.73
491-499	Other Utilities - Autres services publics	595.43	611.55	619.81	672.32	716.47	755.49	769.28	779.94	759.31	769.77	721.43	732.70	687.66
491	Electric power systems - Énergie électrique	623.25	643.60	656.19	714.06	764.70	791.78	829.54	871.57
501-692 Trade - Commerce		267.63	282.71	297.99	314.19	318.68	335.40	332.73	350.06	350.15	366.22	375.60	390.97	397.46
501-599	Wholesale Trade - Commerce de gros	380.27	419.70	448.20	471.35	510.14	515.87	507.54	517.54	518.84	537.73	567.21	581.85	577.72
521-524	Food, beverage, drug & tobacco - Produits alimentaires, boissons, médicaments et tabac	294.19	326.70	369.87	392.97	437.07	474.63	468.61	468.37	469.09	530.79	507.65	588.63	567.12
521	Food - Produits alimentaires	289.11	325.42	368.46	387.64	431.15	464.30	465.38	457.43	454.62	524.45	504.98	588.02	571.05
571-579	Machinery, equipment & supplies - Machines, matériel et fournitures	450.06	498.62	503.41	537.51	561.79	610.08	585.63	617.70	595.71	590.74	640.59	617.65	596.94
579	Other machinery, equipment & supplies - Autres machines, matériel et fournitures	437.14	492.93	477.65	527.95	541.03	605.46	589.42	598.08	604.89	599.85	594.77	571.85	572.18
601-692	Retail trade - Commerce de détail	232.21	240.10	252.92	269.71	263.94	280.33	281.54	295.00	293.96	306.17	312.65	323.42	333.42
601-603	Food, beverage and drug - Aliments, boissons et médicaments	223.70	225.88	241.75	255.09	249.14	267.27	271.38	279.99	276.18	296.72	291.24	308.13	317.45
601	Food stores - Magasins d'alimentation	184.50	185.80	195.78	216.07	236.28	232.84	236.92	236.92	229.91	267.14	271.73	274.11	280.93
611-615	Shoe, apparel, fabric & yarn - Chaussures, vêtements, tissus et filés	206.29	201.79	212.69	224.72	220.34	236.92	226.06	226.87	219.66	224.94	220.27	226.79	229.38
631-639	Auto vehicles, parts & access., sales & serv. - Véhicules autos, pièces & access., vente & serv.	275.72	282.70	288.02	334.65	354.46	361.20	356.64	380.26	391.58	408.09	433.06	430.11	437.06
641-641	General merchandise stores - Magasins de marchandises diverses	189.37	184.02	178.92	192.71	187.21	198.68	209.44	206.86	211.11	225.06	244.25	261.67	278.20
651-692	Other retail n.e.c. - Autres commerces de détail n.c.a.	230.64	251.72	270.72	265.32	239.01	255.91	257.63	285.31	289.54	288.38	296.02	286.69	291.63
701-761 Finance, insurance & real estate - Finances, assur. & affaires immobilières		422.24	441.09	458.82	476.60	500.21	534.94	534.18	560.56	572.32	586.09	608.00	582.06	592.30

Table 2
Estimates of Average Weekly Earnings (including overtime), for All Employees,
by Industry, Canada, Provinces and Territories.

Tableau 2
Estimations de la rémunération hebdomadaire moyenne (incl. temps suppl.), pour
l'ensemble des salariés, par industrie, Canada, provinces et territoires.

SIC 1980 CTI	Industry Industrie	DOLLARS												
		1987	1988	1989	1990	1991	1992	1993	1994	1995	1996	1997	1998	1999
NOVA SCOTIA														
NOUVELLE-ÉCOSSE														
701-749	Finance & insurance - Intermédiaires financiers et assurances	\$429.17	\$452.30	\$467.26	\$495.56	\$525.78	\$550.60	\$558.51	\$580.13	\$598.64	\$618.38	\$644.92	\$635.51	\$641.42
701-709	Deposit accepting intermediaries - Intermédiaires financiers de dépôts	375.74	404.73	424.15	445.95	466.20	481.93	491.45	493.91	513.94	530.98	534.22	567.67	606.94
701-702	Banks - Banques	370.59	399.35	421.39	444.48	466.73	479.96	489.24	493.80	512.14	533.01	534.09	543.90	591.37
731-733	Insurance - Assurances	496.78	530.16	531.25	588.31	624.12	620.33	606.94	663.89	678.25	673.65	704.13	727.98	769.38
751-759	Real estate operators (exc'l developers) - Services immobiliers (sauf lotisseurs)	349.80	363.74	396.80	388.36	370.77	384.48	406.39	438.50	432.83	438.93	454.72	392.23	433.75
761-761	Insurance & real estate agent - Agences d'assur. et agences immobilières	430.85	434.33	464.87	459.27	473.56	569.73	525.14	585.47	592.97	590.13	596.76	580.07	587.90
771-779	Comm., business & pers. services - Services socio-culturels, comm. et pers.	363.36	377.00	384.36	407.55	434.38	444.33	450.01	443.44	432.84	433.43	432.17	442.13	445.10
771-779	Business services - Services aux entreprises	366.10	362.67	382.13	426.52	438.65	481.25	481.44	501.19	505.35	495.33	501.14	512.09	536.98
851-859	Educational & related services - Services d'enseignement et services annexes	527.99	544.94	559.82	593.58	626.87	614.38	623.10	622.04	588.39	599.21	606.90	607.14	599.70
851	Elementary & secondary education - Enseignement élémentaire et secondaire	566.29	586.42	605.23	636.83	667.45	669.25	674.81	685.25	652.92	655.16	651.87	642.25	643.20
852	Post-second. non-university education - Enseignement postsecondaire non univers.	482.94	497.13	515.05	568.01	573.34	594.37	591.36	591.69	486.29	565.21	596.72	551.83	557.78
853	University education - Enseignement universitaire	486.63	504.48	513.59	552.28	595.27	550.95	561.69	543.39	527.23	542.07	558.50	571.39	530.57
854	Library services - Bibliothèques	234.24	259.26	275.76	293.91	310.62	313.90	317.89	326.16	311.99	321.30	305.64	328.82	340.29
861-869	Health & social services - Services de soins de santé et services sociaux	371.62	383.72	387.10	409.43	449.81	462.73	464.57	465.10	456.28	455.01	453.35	484.97	503.31
861	Hospitals - Hôpitaux	412.84	426.32	434.44	463.26	535.25	543.94	544.27	549.11	550.00	549.25	541.77	590.71	580.80
911-922	Accommodation, food & beverage services - Hébergement et restauration	188.87	197.37	204.06	205.70	199.84	205.53	209.17	216.49	226.11	223.48	226.55	223.11	217.24
921-922	Food & beverage services - Services de la restauration	188.40	193.39	196.05	194.79	182.76	182.90	189.64	201.97	210.09	212.78	214.19	213.11	204.71
921	Food services - Services de restauration	184.83	189.73	192.53	191.01	180.95	180.63	188.13	199.52	206.76	209.14	210.32	210.23	202.86
961-999	Miscellaneous services - Services divers	230.40	245.35	259.25	279.34	277.40	286.10	307.05	300.93	315.39	319.59	310.31	311.85	306.55
812-837	Public administration - Administration publique	527.04	537.66	576.46	619.25	638.76	667.53	673.27	672.24	644.52	649.17	657.79	658.07	678.04
812-817	Federal administration (exc'l the military) - Administration fédérale (sauf la défense)	599.13	618.67	644.18	698.47	707.79	740.76	754.46	745.87	740.80	747.26	751.92	757.33	811.22
822-827	Provincial administration - Administration provinciale	476.32	478.53	536.53	578.66	620.06	639.98	627.01	654.07	633.00	641.36	640.45	662.69	656.47
832-837	Local administration - Administration locale	376.28	390.09	447.70	475.14	479.43	501.01	520.88	513.46	450.92	454.19	490.12	470.35	477.25
451-484	Service producing industries - Branches productrices de services	382.74	396.17	407.42	431.22	451.49	468.00	469.35	471.51	462.44	468.39	469.28	475.78	483.74
041-999	Industrial aggregate - Ensemble des industries	403.56	418.26	430.63	454.07	474.62	490.31	494.14	495.55	489.15	494.47	501.47	510.35	518.06
NEW BRUNSWICK														
NOUVEAU-BRUNSWICK														
041-051	Logging and forestry - Exploitation forestière et serv. forestiers	466.65	481.07	517.41	527.35	535.24	545.04	572.21	573.48	593.28	557.51	621.38	600.88	589.83

Table 2
Estimates of Average Weekly Earnings (including overtime), for All Employees,
by Industry, Canada, Provinces and Territories.

Tableau 2
Estimations de la rémunération hebdomadaire moyenne (incl.temps suppl.), pour
l'ensemble des salariés, par industrie, Canada, provinces et territoires.

SIC 1980 CTI	Industry Industrie	DOLLARS												
		1987	1988	1989	1990	1991	1992	1993	1994	1995	1996	1997	1998	1999
NEW BRUNSWICK NOUVEAU-BRUNSWICK														
041	Logging - Exploitation forestière	\$470.31	\$484.04	\$521.20	\$535.09	\$533.02	\$543.14	\$575.87	\$579.15	\$613.13	\$577.24	\$639.51	\$610.58	\$591.68
061-092	Mining (incl. milling), quarrying and oil wells Mines (y compris broyage), carrières et puits de pétrole	662.27	681.04	722.99	722.65	726.72	731.94	767.67	772.50	748.94	778.30	847.33	860.68	852.81
101-399	Manufacturing - Industries manufacturières	463.25	481.10	519.75	538.11	561.42	570.19	589.62	613.40	635.53	633.97	662.68	667.72	647.04
	Non-durable goods - Biens non durables	465.37	478.08	517.81	533.70	561.70	565.97	593.83	609.41	641.91	658.44	689.35	669.59	615.67
	Durable goods - Biens durables	459.40	486.06	522.73	544.96	560.95	577.65	583.06	620.15	625.83	594.62	615.62	664.93	688.46
101-109	Food - Aliments	346.42	354.38	383.27	407.13	424.04	423.35	443.18	448.88	481.06	509.96	520.53	517.35	484.02
251-259	Wood - Bois	400.38	416.85	435.06	459.22	479.10	488.83	499.85	533.78	543.01	560.65	593.08	631.07	685.58
251	Sawmill, planing mill & shingle mill products - Scieries, ateliers de rabotage et usines de bardeaux	413.23	446.50	448.56	473.02	475.30	522.35	532.00	550.94	557.46	567.08	611.24	659.83	735.86
271-279	Paper & allied products - Papier et produits connexes	767.11	790.68	831.85	879.71	907.13	921.20	973.17	989.73	1,041.14	1,002.97	1,025.90	996.33	863.14
271	Pulp & paper - Pâtes et papiers	794.91	828.33	857.46	910.87	937.10	953.41	1,011.59	1,037.70	1,096.51	1,065.40	1,118.35	1,082.05	912.39
281-284	Printing, publishing & allied ind.- Imprimerie, édition et industries connexes	333.36	341.67	377.54	363.31	390.02	453.31	404.14	436.84	440.96	518.30	773.21	623.62	626.70
401-449	Construction - Construction	444.56	466.47	516.98	513.54	542.07	556.77	565.98	540.71	560.73	562.05	579.44	593.60	570.35
401-402	Bldg, developing & general contracting - Constructeurs, promoteurs et entrep. généraux	367.26	377.68	382.32	444.50	472.79	495.56	499.39	499.55	488.20	478.40	507.93	479.44	460.15
401	Residential building & development - Promotion et construction de bâtiments résidentiels	342.60	352.64	357.33	416.44	426.14	454.46	480.06	473.90	461.65	461.49	489.58	468.92	458.90
411-412	Industrial & heavy (engineering) construction - Constr. lourde et industrielle (génie)	534.64	571.99	644.14	666.39	647.40	615.76	626.26	596.02	615.19	657.73	688.79	832.55	820.22
421-429	Trade contracting - Entrepreneurs spécialisés	449.62	470.64	533.36	504.60	543.96	567.13	578.58	539.72	570.75	560.76	571.02	548.53	500.55
041-449	Goods producing industries - Branches productrices de biens	480.84	498.43	539.53	552.93	577.13	589.34	608.28	617.02	638.13	629.05	665.86	669.62	655.76
451-499	Transportation, storage, comm. & other utilities - Transp., entreposage, comm. et autres services publics	518.68	538.45	569.01	597.30	662.83	656.51	667.03	671.36	678.90	667.47	692.97	663.60	698.84
451-479	Transportation & storage - Transport et entreposage	477.20	491.75	520.47	544.60	600.68	618.06	623.25	634.70	640.49	648.09	645.51	609.41	633.62
451-459	Transportation - Transport	479.33	493.51	522.03	546.85	603.30	621.41	627.71	639.25	646.10	652.09	647.01	609.73	636.19
481-499	Communication & other utilities - Communications et autres services publics	586.52	607.43	642.03	668.43	735.75	700.37	722.27	716.09	730.92	695.46	756.20	740.33	796.16
481-484	Communication - Communications	568.40	576.16	600.60	607.87	700.46	635.18	651.74	641.78	638.63	644.30	680.24	667.15	688.05
491-499	Other Utilities - Autres services publics	611.23	653.03	699.52	755.51	784.59	795.60	818.71	840.20	883.25	784.63	876.53	869.12	976.30
491	Electric power systems - Énergie électrique	652.34	698.95	741.68	782.49	805.42	822.49	872.90	873.37	921.15	931.49	916.82	916.82	1,069.63
501-692	Trade - Commerce	274.70	286.79	292.50	307.77	323.16	336.15	345.45	343.87	351.66	362.61	381.19	392.72	396.94
501-599	Wholesale Trade - Commerce de gros	392.50	412.70	423.12	434.57	469.34	492.14	481.82	503.86	504.63	521.64	541.03	557.86	569.19
601-692	Retail trade - Commerce de détail	232.07	239.13	244.11	258.71	267.03	275.58	292.32	291.24	295.92	303.13	316.99	323.38	328.15
601-603	Food, beverage and drug - Aliments, boissons et médicaments	229.06	226.07	216.42	237.31	259.84	262.41	269.82	265.85	265.28	267.53	287.15	275.62	269.37
601	Food stores - Magasins d'alimentation	204.79	200.84	195.34	210.22	231.54	236.86	245.15	249.56	243.24	241.78	263.75	247.78	242.64
631-639	Auto vehicles, parts & access., sales & serv. Véhicules autos, pièces & access., vente & serv.	286.70	297.69	318.16	325.88	365.82	363.69	408.09	385.28	396.90	418.32	440.37	451.72	473.10

Table 2
Estimates of Average Weekly Earnings (including overtime), for All Employees,
by Industry, Canada, Provinces and Territories.

Tableau 2
Estimations de la rémunération hebdomadaire moyenne (incl.temps suppl.), pour
l'ensemble des salariés, par industrie, Canada, provinces et territoires.

SIC 1980 CTI	Industry Industrie	DOLLARS												
		1987	1988	1989	1990	1991	1992	1993	1994	1995	1996	1997	1998	1999
NEW BRUNSWICK														
NOUVEAU-BRUNSWICK														
641-641	General merchandise stores - Magasins de marchandises diverses	\$188.12	\$197.39	\$193.28	\$206.67	\$186.90	\$194.15	\$205.22	\$213.77	\$215.72	\$220.73	\$230.17	\$236.01	\$238.85
701-761	Finance, insurance & real estate - Finances, assur. & affaires immobilières	437.13	468.17	487.12	503.68	501.19	497.20	518.77	546.51	586.68	592.20	559.40	548.47	587.28
701-749	Finance & insurance - Intermédiaires financiers et assurances	455.73	487.57	509.63	510.52	505.87	521.12	533.80	548.62	579.73	600.34	570.15	551.53	601.55
701-709	Deposit accepting intermediaries - Intermédiaires financiers de dépôts	368.51	372.66	405.35	421.93	435.04	450.67	458.14	473.09	490.62	499.68	470.81	476.36	558.63
731-733	Insurance - Assurances	511.39	533.78	561.04	581.59	576.52	654.17	666.76	670.78	725.48	712.79	716.65	769.15	793.11
741-749	Other financial intermediaries - Autres intermédiaires financiers	1,365.46	1,196.10	1,406.20	1,145.23	968.44	1,189.40	820.08	980.50	1,313.85	1,542.77	1,583.13	1,191.42	1,060.62
751-759	Real estate operators (exc'l developers) - Services immobiliers (sauf lotisseurs)	314.40	336.92	365.56	388.71	388.42	383.97	423.85	462.11	430.36	445.31	387.29	403.79	422.54
761-761	Insurance & real estate agent - Agences d'assur. et agences immobilières	457.56	480.70	500.26	546.99	557.74	513.40	522.74	583.86	675.57	636.16	601.90	597.93	618.31
771-779	Comm., business & pers. services - Services socio-culturels, comm. et pers.	348.12	355.02	371.55	395.83	422.76	430.47	436.18	436.65	437.33	441.57	449.43	455.84	463.00
771-779	Business services - Services aux entreprises	342.22	351.64	374.01	412.40	461.60	457.78	462.02	476.60	489.04	506.02	514.62	501.71	528.77
851-859	Educational & related services - Services d'enseignement et services annexes	531.96	545.11	554.82	583.33	608.06	610.95	608.10	600.98	614.26	602.42	613.75	643.73	655.62
851	Elementary & secondary education - Enseignement élémentaire et secondaire	542.96	561.59	564.16	587.34	614.26	612.27	606.13	586.52	596.46	594.45	608.98	645.12	..
861-869	Health & social services - Services de soins de santé et services sociaux	367.52	378.29	400.88	418.63	439.06	447.78	459.11	474.64	475.66	476.14	476.24	477.37	477.38
861	Hospitals - Hôpitaux	402.34	428.50	441.97	459.85	504.56	510.77	528.13	541.14	541.08	549.99	559.61	580.35	580.00
911-922	Accommodation, food & beverage services - Hébergement et restauration	158.77	153.42	169.06	179.64	191.15	192.03	192.19	198.48	203.77	216.31	224.58	219.07	219.68
921-922	Food & beverage services - Services de la restauration	154.43	148.78	162.26	168.90	181.43	182.22	183.50	188.12	191.40	204.86	211.57	205.62	198.65
921	Food services - Services de restauration	155.96	150.67	163.83	170.36	183.03	184.03	185.63	189.91	192.90	206.06	214.58	208.05	200.63
961-999	Miscellaneous services - Services divers	252.10	247.98	261.99	278.22	307.12	324.48	339.47	333.59	342.93	331.26	328.01	318.67	306.74
812-837	Public administration - Administration publique	516.04	546.25	556.41	584.00	603.77	655.48	680.50	680.49	677.87	667.69	666.50	660.78	669.83
812-817	Federal administration (exc'l the military) - Administration fédérale (sauf la défense)	645.66	662.21	656.27	712.00	722.82	756.20	778.72	759.30	739.92	732.77	746.02	730.96	754.28
822-827	Provincial administration - Administration provinciale	438.48	477.03	480.12	480.80	523.75	599.41	614.52	622.34	638.64	668.21	674.88	694.45	703.93
832-837	Local administration - Administration locale	409.30	438.52	520.92	550.02	548.64	563.71	624.92	638.24	640.42	563.68	548.76	525.40	512.43
451-484	Service producing industries - Branches productrices de services	375.91	386.34	400.26	420.29	445.08	459.76	469.50	467.15	472.81	478.39	481.87	484.18	494.70
041-999	Industrial aggregate - Ensemble des industries	402.74	416.64	437.71	453.86	477.74	491.68	502.13	500.82	510.18	511.68	522.72	525.54	532.20
QUÉBEC														
041-051	Logging and forestry - Exploitation forestière et serv. forestiers	513.76	526.70	564.42	607.02	647.73	662.73	649.84	644.97	615.45	654.19	684.08	659.52	628.66

Table 2
Estimates of Average Weekly Earnings (including overtime), for All Employees,
by Industry, Canada, Provinces and Territories.

Tableau 2
Estimations de la rémunération hebdomadaire moyenne (incl.temps suppl.), pour
l'ensemble des salariés, par industrie, Canada, provinces et territoires.

SIC 1980 CTI	Industry Industrie	DOLLARS												
		1987	1988	1989	1990	1991	1992	1993	1994	1995	1996	1997	1998	1999
QUÉBEC														
	061-092 Mining (incl. milling), quarrying and oil wells Mines (y compris broyage), carrières et puits de pétrole	\$640.02	\$697.98	\$707.46	\$747.37	\$800.56	\$838.08	\$836.32	\$852.57	\$890.89	\$954.50	\$907.12	\$989.68	\$927.90
061-063	Mining - Mines	657.22	706.21	724.05	783.85	832.05	876.62	871.31	913.36	933.45	1,009.85	935.42	1,041.27	967.39
061	Metal mines - Mines de métaux	672.25	721.17	742.58	811.57	869.77	913.96	908.06	958.67	981.41	1,078.92	967.65	1,055.20	971.77
062	Non-metal mines (except coal) - Mines de minerais non métalliques (sauf le charbon)	613.62	657.52	667.84	697.35	727.42	779.65	783.46	801.36
091-092	Services incidental to mineral extraction - Industrie des services miniers	633.56	761.44	765.25	737.56	786.84	797.21	810.61	781.49	924.09	921.97	979.40	949.41	1,002.86
092	Services incidental to mining - Services relatifs à l'extraction minière	627.32	755.31	759.70	730.69	786.62	808.90	815.05	780.93
	101-399 Manufacturing - Industries manufacturières	488.61	509.73	536.62	565.43	580.16	607.47	618.91	624.82	626.32	639.91	652.28	678.52	687.64
	Non-durable goods - Biens non durables	476.43	498.92	521.24	545.95	566.16	587.98	589.60	593.29	600.88	609.42	618.40	653.50	671.49
	Durable goods - Biens durables	503.75	522.36	554.30	589.12	597.17	629.00	654.01	661.22	653.42	672.48	687.78	703.94	703.37
101-109	Food - Aliments	458.91	473.59	497.72	513.15	525.74	526.76	540.36	532.88	552.37	557.44	579.01	636.05	685.77
107	Bakery products - Produits de boulangerie-pâtisserie	391.19	409.39	431.12	451.10	489.61	504.09	517.26	529.75	514.18	506.23	509.58	487.68	464.79
109	Other food products - Autres produits alimentaires	516.82	531.41	572.62	608.17	595.33	560.84	551.36	549.94	562.11	562.56	619.26	690.36	750.30
243-249	Clothing - Habillement	325.70	321.68	348.11	370.09	381.14	376.36	372.47	375.09	391.16	412.17	427.12	429.72	429.42
243	Men's & boys' clothing - Vêtements pour hommes et garçons	325.12	336.35	351.45	364.55	395.65	361.94	368.04	374.72	364.62	405.45	440.55	417.47	413.16
244	Women's clothing - Vêtements pour dames	334.21	313.45	355.90	375.01	378.00	381.89	385.16	382.73	407.64	420.94	433.08	432.53	431.61
245-249	Clothing n.e.c. - Habillement n.c.a.	319.40	320.08	340.70	370.47	374.01	385.02	365.63	369.63	403.34	410.05	409.63	437.92	442.88
251-259	Wood - Bois	417.92	428.94	454.84	480.82	502.17	523.53	514.27	524.08	549.14	575.50	577.09	579.37	602.01
251	Sawmill, planing mill & shingle mill products - Scieries, ateliers de rabotage et usines de bardeaux	524.33	536.65	586.33	576.72	556.47	544.16	551.89	557.84	606.47	617.24	620.15	625.86	655.28
254	Sash, doors & other millwork - Portes, châssis et autres bois travaillés	340.93	338.31	376.81	397.80	465.38	482.67	474.66	478.74	473.35	520.84	526.11	511.51	522.84
271-279	Paper & allied products - Papier et produits connexes	649.45	677.86	707.44	723.48	761.72	789.56	808.13	836.22	856.76	890.19	921.47	967.55	976.11
271	Pulp & paper - Pâtes et papiers	687.21	721.25	756.49	772.88	816.91	867.34	890.77	906.52	915.47	955.92	1,004.44	1,006.64	1,005.37
279	Other converted paper products - Autres produits en papier transformé	546.13	556.67	579.80	607.96	642.84	632.18	616.57	659.15	708.85
281-284	Printing, publishing & allied ind. - Imprimerie, édition et industries connexes	453.13	500.63	508.73	550.82	575.45	590.18	609.04	591.81	591.11	597.62	601.84	640.69	637.91
281	Commercial printing - Impression commerciale	440.85	491.39	500.11	548.73	567.12	581.26	608.05	570.74	566.72	580.79	574.72	606.18	601.35
291-299	Primary metals - Première transformation des métaux	650.06	665.96	709.54	756.21	786.39	822.24	851.70	859.87	867.39	908.32	936.26	952.65	986.00
295	Non-ferrous metal smelting & refining - Fonte et affinage des métaux non-ferreux	696.17	717.93	779.14	838.83	868.12	920.24	939.42	961.98	955.25	1,005.25	1,051.09	1,056.58	1,085.49
301-309	Fabricated metal products - Fabrication des produits métalliques	475.94	501.26	524.78	564.18	548.14	585.34	577.09	602.84	598.92	619.62	627.48	638.20	643.01
308	Machine shops - Ateliers d'usinage	467.67	517.98	597.34	639.30	539.64	537.50	522.10	542.12	562.63	582.45	569.66	579.07	613.03
321-329	Transportation equipment - Matériel de transport	596.04	615.62	644.69	677.73	715.83	737.78	775.00	790.93	782.49	799.17	823.91	877.23	864.16
321	Aircraft & aircraft parts - Aéronefs et pièces d'aéronefs	663.17	698.51	727.85	742.12	780.55	812.21	849.72	875.14	902.00	896.53	936.93	1,016.43	987.12
331-339	Electrical & electronic products - Produits électriques et électroniques	548.92	579.92	612.24	651.14	676.79	736.06	758.03	735.58	716.23	706.50	748.41	766.40	759.05
335	Communication & other electronic equip. - Equip. de comm. et autre matériel électronique	593.84	620.90	656.35	697.94	720.27	774.66	847.75	822.62	755.21	747.73	803.46	809.92	788.83
371-379	Chemical & chemical products - Produits chimiques	588.38	606.90	637.93	688.83	707.15	736.02	760.12	785.47	761.69	744.15	748.87	820.21	827.99

Table 2
Estimates of Average Weekly Earnings (including overtime), for All Employees,
by Industry, Canada, Provinces and Territories.

Tableau 2
Estimations de la rémunération hebdomadaire moyenne (incl.temps suppl.), pour
l'ensemble des salariés, par industrie, Canada, provinces et territoires.

SIC 1980 CTI	Industry Industrie	DOLLARS												
		1987	1988	1989	1990	1991	1992	1993	1994	1995	1996	1997	1998	1999
QUÉBEC														
374	Pharmaceuticals & medicine - Produits pharmaceutiques et médicaments	\$569.04	\$588.86	\$635.86	\$693.81	\$719.00	\$749.07	\$830.67	\$831.51	\$860.64	\$820.74	\$848.03	\$924.88	\$843.12
379	Other chemical products - Autres produits chimiques	589.27	585.53	602.75	656.43	689.55	762.11	745.15	709.77	712.20	722.74	737.93	813.07	819.23
391-399	Other manufacturing industries - Autres industries manufacturières	357.75	369.81	406.94	439.96	451.86	441.54	493.52	516.95	486.56	522.26	537.97	549.46	529.01
401-449 Construction - Construction		577.47	586.50	622.20	654.59	683.68	683.48	671.32	670.12	687.61	692.66	678.86	665.09	636.35
401-402	Bldg, developing & general contracting - Constructeurs, promoteurs et entrep. généraux	571.36	572.69	604.42	664.79	711.47	670.80	685.18	637.05	632.32	636.72	643.73	658.52	665.33
401	Residential building & development - Promotion et construction de bâtiments résidentiels	501.36	499.51	522.14	561.78	624.85	603.22	596.19	548.49	576.08	585.75	593.53	611.37	602.08
402	Non-residential building & development - Promotion & constr. de bâtiments non résidentiels	685.15	693.09	735.75	815.35	845.48	830.21	889.18	801.36	738.75	748.05	766.47	765.03	785.15
411-412	Industrial & heavy (engineering) construction - Constr. lourde et industrielle (génie)	640.83	650.22	726.70	708.79	764.02	742.93	741.83	775.07	777.30	791.99	835.10	957.65	926.01
412	Highway & heavy constr. - Constr. de routes et constr. lourde	624.88	626.88	701.46	674.52	665.48	715.13	725.16	731.97	706.76	745.53	822.60	921.01	903.00
421-429	Trade contracting - Entrepreneurs spécialisés	573.93	585.28	616.73	646.36	662.32	674.29	653.60	661.21	686.97	692.55	662.37	613.04	574.86
041-449 Goods producing industries - Branches 491-499 productrices de biens		520.34	541.14	568.94	599.63	621.05	643.99	652.22	657.92	660.16	670.22	676.30	698.47	698.67
451-499 Transportation, storage, comm. & other utilities - Transp., entreposage, comm. et autres services publics		584.90	610.52	625.79	644.78	687.81	697.76	698.46	716.72	729.57	720.39	733.14	745.54	753.82
451-479	Transportation & storage - Transport et entreposage	539.24	575.97	582.38	602.27	632.41	631.49	625.77	647.54	657.69	656.72	679.63	688.60	694.28
451-459	Transportation - Transport	539.04	576.68	582.78	603.05	633.25	632.55	627.19	647.90	657.29	656.72	679.64	689.15	695.96
456	Truck transport - Camionnage	514.24	533.75	512.52	516.53	542.71	540.46	543.80	554.48	558.11	552.88	573.35	616.03	612.70
457	Public passenger transit systems - Transport en commun	472.14	508.17	527.00	565.25	553.02	540.15	525.64	572.14	588.16	586.90	656.99	637.38	642.55
458-459	Transportation n.e.c. - Transport n.c.a.	516.47	571.56	587.27	554.93	604.24	596.40	586.78	608.77	641.99	676.73	698.76	695.64	718.23
481-499	Communication & other utilities - Communications et autres services publics	645.60	656.65	683.51	699.51	754.86	776.06	788.50	797.29	811.34	796.86	800.33	816.72	831.78
481-484	Communication - Communications	585.09	581.50	628.50	637.44	669.22	693.85	685.65	703.00	731.00	715.78	721.74	700.82	716.94
481	Telecommunication broadcasting - Diffusion des télécommunications	605.87	636.04	671.72	699.89	744.82	777.73	813.70	821.00	880.96	..	844.41	794.24	814.09
482	Telecommunication carriers - Transmission des télécommunications	649.16	633.61	703.89	726.93	774.33	808.97	811.59	844.55	867.26	865.89	885.31	863.84	856.36
484	Postal & courier service - Services postaux et services de messagers	487.29	483.06	493.30	479.66	491.71	499.51	488.51	485.10	485.42	496.96	507.27	500.36	538.37
491-499	Other Utilities - Autres services publics	777.48	805.57	791.65	821.64	912.09	924.75	964.06	974.36	965.12	956.35	958.26	1,061.45	1,070.37
491	Electric power systems - Énergie électrique	828.19	872.72	852.33	861.39	967.41	977.56	1,029.67	1,036.85	1,035.58	1,025.99	1,027.16	1,162.98	1,181.49
501-692 Trade - Commerce		313.60	329.70	345.16	364.46	374.02	390.20	397.25	401.39	409.26	410.49	422.48	432.06	432.95
501-599	Wholesale Trade - Commerce de gros	441.19	454.40	478.85	505.39	517.16	559.05	563.62	551.61	555.36	563.45	591.32	600.57	585.38
521-524	Food, beverage, drug & tobacco - Produits alimentaires, boissons, médicaments et tabac	441.07	449.28	448.28	483.84	504.41	589.16	550.35	540.08	526.47	546.25	575.10	584.77	594.23
521	Food - Produits alimentaires	441.47	446.11	436.97	468.99	479.42	577.85	539.16	536.62	533.16	545.05	538.01	563.66	590.89
561-563	Metals, hardware, plumbing, heating & building materials - Métaux, quincaillerie, matér. de plomberie, de chauffage et de construction	452.95	459.83	516.36	517.10	509.94	518.96	520.97	506.87	519.50	535.38	564.20	576.38	565.57
563	Lumber & building materials - Bois et matériaux de construction	460.94	444.62	532.06	478.12	475.92	499.24	486.07	477.84	477.79	488.21	510.11	533.12	530.72

Table 2
Estimates of Average Weekly Earnings (including overtime), for All Employees,
by Industry, Canada, Provinces and Territories.

Tableau 2
Estimations de la rémunération hebdomadaire moyenne (incl.temps suppl.), pour
l'ensemble des salariés, par industrie, Canada, provinces et territoires.

SIC	Industry	DOLLARS												
		1987	1988	1989	1990	1991	1992	1993	1994	1995	1996	1997	1998	1999
CTI	Industrie													
QUÉBEC														
571-579	Machinery, equipment & supplies - Machines, matériel et fournitures	\$495.51	\$504.45	\$516.32	\$559.88	\$555.59	\$623.90	\$619.31	\$602.55	\$622.83	\$627.24	\$650.35	\$656.47	\$636.34
573	Industrial machinery, equipment & supplies - Machines, matériel et fournitures industriels	503.53	543.31	555.18	605.12	579.10	589.27	657.97	589.85	619.88	621.03	661.85	662.89	637.25
574	Electrical & electronic mach. equip. & supplies - Machines, matér., fourn. électric. & électro.	652.58	636.12	665.15	667.88	671.47	670.12	685.42	679.71	666.19	682.63	702.93	715.22	684.96
579	Other machinery, equipment & supplies - Autres machines, matériel et fournitures	412.38	417.99	423.71	464.75	486.67	634.99	573.11	569.52	599.04	596.13	602.43	580.33	546.86
591-599	Other wholesale products - Autres produits divers, commerce de gros	415.33	429.64	425.56	452.35	501.08	523.62	536.98	525.65	533.43	516.33	527.82	532.52	506.24
601-692	Retail trade - Commerce de détail	268.07	283.64	293.31	308.68	315.67	316.76	320.93	331.97	337.05	334.69	337.30	345.52	347.90
601-603	Food, beverage and drug - Aliments, boissons et médicaments	265.42	271.53	269.53	283.12	283.37	281.01	285.80	299.45	297.79	288.64	292.97	297.00	296.57
601	Food stores - Magasins d'alimentation	259.30	266.10	261.09	275.40	269.95	262.47	271.52	287.44	281.29	277.48	283.93	283.76	287.88
603	Prescription drugs & patent medicine stores - Mag. de médicaments sur ordonnance & brevetés	237.43	243.24	246.68	274.43	294.24	302.65	298.09	309.42	322.09	292.76	290.72	308.97	304.99
611-615	Shoe, apparel, fabric & yarn - Chaussures, vêtements, tissus et filés	226.35	232.79	240.34	255.00	265.44	256.73	265.77	271.61	266.40	272.49	285.99	282.39	278.43
611	Shoe stores - Magasins de chaussures	232.34	258.97	259.87	273.91	289.43	274.63	261.69	266.37	279.92	279.13	290.96	309.64	312.48
613	Women's clothing stores - Magasins de vêtements pour dames	227.17	228.28	244.51	260.09	267.88	235.33	247.75	269.41	251.35	270.11	286.36	275.79	276.45
614	Clothing stores n.e.c. - Magasins de vêtements n.c.a.	177.61	176.28	191.41	214.82	240.83	239.27	260.50	258.61	259.39	259.79	277.33	272.70	268.21
621-623	Household furniture, appliances & furnishings - Meubles, appareils et accessoires de maison	295.18	332.78	333.29	362.92	373.32	372.16	345.63	366.88	364.85	366.33	383.68	391.71	401.06
621	Household furniture stores - Magasins de meubles de maison	306.89	325.45	327.78	370.81	393.42	390.81	431.98	412.26	410.62	409.21	429.68	437.69	415.11
622	Appliance, TV, radio & stereo stores - Magasins ménagers, tv, radio & appar. stéréo	261.96	335.26	326.70	368.10	367.28	377.40	308.29	343.43	352.85	351.44	371.52	380.78	405.24
623	Household furnishings stores - Magasins d'accessoires d'ameublement	313.29	345.09	354.70	338.72	340.12	340.85	303.38	337.42	316.82	323.68	337.02	336.22	369.08
631-639	Auto vehicles, parts & access., sales & serv. Véhicules autos, pièces & access., vente & serv.	307.84	337.53	377.87	395.10	405.55	410.66	430.70	450.95	470.17	471.92	473.29	488.86	481.61
631	Automobile dealers - Concessionnaires d'automobiles	389.42	434.38	463.94	494.74	527.07	565.47	571.04	581.59	605.77	584.78	583.61	611.52	595.21
633	Gasoline service stations - Stations-service	249.19	257.88	277.58	296.09	287.11	301.85	322.79	292.78	302.78	314.98	324.73	302.96	279.33
635	Motor vehicle repair shops - Ateliers de réparation d'automobiles	295.28	327.90	389.58	404.73	447.82	383.98	400.44	435.81	440.49	439.53	438.02	455.41	454.58
641-641	General merchandise stores - Magasins de marchandises diverses	230.84	238.88	248.75	271.61	268.99	280.78	285.59	297.03	291.44	296.36	294.46	298.90	305.14
651-692	Other retail n.e.c. - Autres commerces de détail n.c.a.	261.02	278.51	263.24	269.51	296.69	289.74	284.49	288.24	312.07	305.21	294.85	309.61	337.56
701-761	Finance, insurance & real estate - Finances, assur. & affaires immobilières	459.24	477.38	488.78	525.18	540.37	598.88	595.67	591.82	609.83	639.49	690.91	705.23	703.11
701-749	Finance & insurance - Intermédiaires financiers et assurances	470.65	489.16	505.54	544.83	573.52	630.54	634.10	628.81	648.08	676.26	731.71	744.03	732.77
701-709	Deposit accepting intermediaries - Intermédiaires financiers de dépôts	414.07	440.55	468.70	491.67	509.92	545.54	554.94	573.49	582.50	590.81	637.05	649.00	619.23
701-702	Banks - Banques	439.89	468.79	495.93	522.02	539.74	573.42	589.67	580.12	622.12	634.59	646.11	654.57	615.71
705	Credit unions - Caisses d'épargne et de crédit	365.73	388.22	416.11	434.61	455.74	485.85	492.78	539.40	517.02	525.18	596.91	600.57	591.92
721-729	Investment intermediaries - Intermédiaires d'investissement	541.27	539.66	503.68	571.50	666.56	826.34	808.95	699.19	784.16	811.15	771.80	683.81	650.26
731-733	Insurance - Assurances	487.33	520.11	553.63	603.73	617.51	598.55	624.27	627.33	639.80	664.11	756.44	836.80	857.32
751-759	Real estate operators (exc'l developers) - Services immobiliers (sauf lotisseurs)	358.62	394.64	391.10	407.71	403.14	444.07	450.00	437.59	433.71	464.42	546.73	599.51	628.98

Annual Estimates of Employment, Earnings and Hours, 1987-1999, Statistics Canada
 Estimations annuelles de l'Emploi, des gains et de la durée du travail, 1987-1999, Statistique Canada

Table 2
Estimates of Average Weekly Earnings (including overtime), for All Employees,
by Industry, Canada, Provinces and Territories.

Tableau 2
Estimations de la rémunération hebdomadaire moyenne (incl.temps suppl.), pour
l'ensemble des salariés, par industrie, Canada, provinces et territoires.

SIC 1980 CTI	Industry Industrie	DOLLARS												
		1987	1988	1989	1990	1991	1992	1993	1994	1995	1996	1997	1998	1999
QUÉBEC														
761-761	Insurance & real estate agent - Agences d'assur. et agences immobilières	\$484.99	\$472.47	\$466.66	\$501.14	\$484.59	\$541.76	\$500.37	\$518.45	\$546.02	\$593.16	\$606.84	\$602.07	\$600.04
771-779	Comm., business & pers. services - Services socio-culturels, comm. et pers.	369.91	393.40	404.16	432.78	458.43	469.78	479.05	483.55	483.04	489.91	497.51	489.86	485.20
771-779	Business services - Services aux entreprises	397.38	438.25	484.18	528.87	539.47	561.24	555.21	575.57	588.58	600.94	610.04	595.44	593.25
775	Arch., eng. & other scientific & tech. serv. - Arch., ingénieurs et autres serv. scient. et tech.	481.29	517.53	570.43	632.40	654.50	717.73	733.22	767.91	798.65	793.71	762.22	727.40	714.46
779	Other business services - Autres services aux entreprises	395.79	411.75	412.46	460.41	443.37	444.22	418.51	465.17	492.19	479.40	502.51	479.06	460.28
851-859	Educational & related services - Services d'enseignement et services annexes	535.14	569.33	579.80	605.91	650.27	661.94	668.45	654.59	653.87	658.51	668.75	662.47	666.89
851	Elementary & secondary education - Enseignement élémentaire et secondaire	566.70	601.76	604.15	637.19	682.29	690.64	693.76	676.12	676.21	681.95	690.13	689.56	698.79
852	Post-second. non-university education - Enseignement postsecondaire non univers.	514.29	549.99	554.52	585.13	632.01	637.60	664.19	662.82	669.53	686.52	691.34	658.11	673.02
853	University education - Enseignement universitaire	478.24	515.08	545.60	569.96	608.15	621.33	638.01	618.24	616.35	623.05	634.55	627.72	616.87
861-869	Health & social services - Services de soins de santé et services sociaux	358.76	381.53	393.44	421.08	465.44	472.43	485.09	490.27	488.24	495.83	505.37	486.11	474.13
861	Hospitals - Hôpitaux	359.02	385.25	389.71	434.21	491.56	512.58	528.37	529.89	528.55	537.67	546.76	521.80	482.49
862	Other institutional health & social services - Autres établ. de soins de santé & serv. sociaux	321.43	339.04	347.13	366.35	411.25	431.03	427.40	435.53	444.18	451.73	472.14	458.76	482.89
911-922	Accommodation, food & beverage services - Hébergement et restauration	199.72	205.29	204.46	212.77	213.17	228.52	222.18	228.27	235.51	234.39	235.04	238.71	242.84
911	Hotels, motels & tourist courts - Hôtels, motels et camps pour touristes	275.99	254.77	255.47	273.74	275.44	278.33	289.11	307.59	306.40	306.25	305.23	284.43	265.75
921-922	Food & beverage services - Services de la restauration	175.39	185.19	182.75	189.58	193.21	201.97	198.07	209.91	220.20	220.00	221.40	227.00	235.24
921	Food services - Services de restauration	175.19	185.22	183.04	189.80	193.51	200.90	198.54	211.93	223.04	221.57	224.61	229.14	237.53
961-999	Miscellaneous services - Services divers	320.91	335.89	361.26	358.44	372.04	378.70	396.47	382.62	390.15	399.64	403.96	423.49	419.01
991-999	Other services - Autres services	372.70	382.69	386.81	336.14	370.81	378.79	401.11	381.70	389.22	394.24	396.82	411.18	398.72
990	Other services n.e.c. - Autres services n.c.a.	405.47	434.00	439.57	340.05	400.74	390.68	408.81	395.50	405.48	403.04	400.21	418.74	413.38
995	Services to buildings & dwellings - Serv. relatifs aux bâtiments et habitations	381.78	342.91	335.11	339.49	326.83	341.83	360.51	329.50	333.71	343.37	361.09	358.72	347.15
812-837	Public administration - Administration publique	584.48	598.82	628.93	692.02	693.03	709.46	727.38	725.54	722.23	710.49	715.09	717.11	717.31
812-817	Federal administration (exc'l the military) - Administration fédérale (sauf la défense)	635.63	651.13	691.14	753.88	758.04	796.76	816.71	822.41	843.22	827.76	826.20	828.87	800.13
822-827	Provincial administration - Administration provinciale	575.52	591.12	638.43	702.67	715.79	713.91	712.43	699.40	674.88	678.24	706.29	721.36	733.95
832-837	Local administration - Administration locale	552.50	565.95	569.60	633.59	622.09	639.75	672.11	676.69	680.39	655.93	649.05	641.10	649.96
451-484	Service producing industries - Branches productrices de services	399.48	419.83	433.70	461.21	482.87	502.21	508.01	511.91	514.38	517.26	528.18	527.87	526.40
041-999	Industrial aggregate - Ensemble des industries	431.87	452.41	469.80	496.31	516.32	535.49	542.42	546.81	549.64	554.35	564.98	571.68	571.35
ONTARIO														
041-051	Logging and forestry - Exploitation forestière et serv. forestiers	587.81	609.32	677.22	678.09	731.81	764.11	768.61	801.73	802.86	790.73	839.78	849.54	826.88

Table 2
Estimates of Average Weekly Earnings (including overtime), for All Employees,
by Industry, Canada, Provinces and Territories.

Tableau 2
Estimations de la rémunération hebdomadaire moyenne (incl.temps suppl.), pour
l'ensemble des salariés, par industrie, Canada, provinces et territoires.

SIC	Industry	DOLLARS												
		1987	1988	1989	1990	1991	1992	1993	1994	1995	1996	1997	1998	1999
CTI	Industrie													
ONTARIO														
041	Logging - Exploitation forestière	\$626.39	\$654.66	\$717.51	\$721.49	\$751.28	\$803.21	\$797.41	\$856.36	\$835.34	\$861.61	\$849.30	\$863.00	\$847.01
051	Forestry services - Services forestiers	439.35	443.33	529.72	544.17	680.61	670.07	708.85	698.54	727.62	601.18	813.97	814.50	772.68
061-092 Mining (incl. milling), quarrying and oil wells Mines (y compris broyage), carrières et puits de pétrole		723.90	759.34	825.89	855.07	904.32	961.32	952.60	978.01	1,052.19	1,089.84	1,086.80	1,122.09	1,075.84
061-063	Mining - Mines	703.03	756.08	826.02	869.37	939.91	1,000.61	1,026.31	1,063.47	1,150.23	1,174.73	1,156.70	1,221.83	1,198.89
061	Metal mines - Mines de métaux	708.51	762.20	831.82	878.05	954.05	1,021.18	1,046.76	1,076.60	1,169.47	1,192.38	1,167.93	1,240.20	1,221.24
081-082	Quarries and sand pits - Carrières et sablières	512.07	536.12	557.10	594.11	671.48	714.13	646.67	678.51	761.81	792.87	828.99	873.29	788.73
091-092	Services incidental to mineral extraction - Industrie des services miniers	856.69	830.02	958.75	1,013.72	973.27	1,011.77	940.07	871.21	964.75	1,043.95	1,067.78	1,042.54	973.63
092	Services incidental to mining - Services relatifs à l'extraction minière	792.45	753.66	907.67	952.19	930.11	1,030.19	887.33	874.11	960.27	1,052.21	1,087.30	1,086.69	1,009.68
101-399 Manufacturing - Industries manufacturières		548.57	574.71	599.94	632.38	663.46	696.85	716.07	739.08	749.94	773.80	802.48	822.88	820.35
	Non-durable goods - Biens non durables	512.90	537.78	567.88	598.56	631.06	656.70	668.76	683.03	690.78	715.18	733.63	735.23	727.46
	Durable goods - Biens durables	572.78	599.10	621.02	655.27	685.78	723.87	749.66	776.20	788.07	810.69	845.77	877.21	878.90
101-109	Food - Aliments	481.91	506.47	527.97	565.84	595.30	614.90	625.03	641.68	643.37	675.75	664.38	663.54	653.97
101	Meat and poultry products - Viande & volaille	477.89	500.71	509.84	536.10	564.71	584.41	569.63	563.03	579.23	597.42	607.69	604.66	552.33
107	Bakery products - Produits de boulangerie- pâtisserie	423.68	455.93	490.52	531.00	531.70	520.02	550.17	572.57	591.08	606.06	584.61	623.15	636.56
161-169	Plastic products - Produits en matière plastique	466.86	504.89	526.81	553.08	593.35	591.92	588.60	614.41	606.78	652.46	645.27	641.67	613.92
243-249	Clothing - Habillement	310.50	331.12	350.77	369.84	392.63	407.81	403.27	422.38	440.96	473.88	483.69	491.28	477.27
251-259	Wood - Bois	443.51	463.33	481.59	503.75	527.75	552.08	571.84	573.68	571.63	622.51	645.82	661.73	671.42
261-269	Furniture & fixtures - Meubles et articles d'ameublement	456.67	460.11	507.08	526.23	541.00	568.37	573.34	591.37	597.29	629.35	644.66	648.16	640.47
271-279	Paper & allied products - Papier et produits connexes	606.77	637.67	664.45	693.31	768.48	796.20	803.65	819.35	840.94	845.82	865.42	903.94	917.42
271	Pulp & paper - Pâtes et papiers	684.74	717.34	755.76	785.51	858.80	915.95	934.92	949.09	982.78	979.17	984.42	1,004.10	1,001.51
273	Paper boxes & bags - Boîtes en carton et sacs en papier	546.41	568.19	592.72	614.46	679.81	662.41	735.24	742.73	753.71	779.90	..	816.76	822.14
281-284	Printing, publishing & allied ind.- Imprimerie, édition et industries connexes	530.15	543.89	589.37	597.37	609.68	655.34	657.79	657.88	662.33	687.48	716.30	697.36	688.33
281	Commercial printing - Impression commerciale	570.72	563.38	592.25	600.71	616.41	688.03	673.20	657.21	680.84	694.11	727.90	702.64	679.39
283	Publishing - Édition	461.31	527.76	591.43	564.74	545.48	577.71	573.84	620.24	621.47	668.00	708.88	726.56	721.71
284	Combined publishing & printing - Impression et édition combinées	538.74	545.88	603.65	624.69	655.67	675.52	669.85	701.74	699.89	735.97	715.85	667.50	687.94
291-299	Primary metals - Première transformation des métaux	676.61	708.17	738.85	768.00	791.08	847.95	882.45	899.44	911.76	933.39	956.83	948.31	952.66
291	Primary steel - Sidérurgie	721.24	745.72	772.18	794.52	826.08	867.95	905.68	935.82	945.73	959.60	987.07	972.79	980.93
301-309	Fabricated metal products - Fabrication des produits métalliques	546.83	556.38	584.39	610.98	645.52	655.13	660.91	677.06	703.40	742.68	782.79	812.58	821.22
304	Stamped, pressed & coated metal products Embout., matricage et revêtement des métaux	493.03	501.06	537.88	576.95	596.27	650.00	623.80	643.64	665.09	715.47	725.69	744.40	736.89
306	Hardware, tools & cutlery - Articles de quincail- lerie, d'outillage et coutellerie	646.06	626.44	656.21	696.37	715.21	734.95	737.16	703.32	705.97	792.67	869.27	886.36	929.46
311-319	Machinery (ex. elect. mach.) - Machinerie (sauf électrique)	578.91	600.29	623.17	662.56	677.92	729.12	713.94	765.03	779.27	829.35	874.23	909.63	961.90
319	Other machinery & equipment - Autres machineries et équipements	583.26	606.43	631.57	670.92	688.42	740.94	727.58	779.24	786.52	839.52	885.96	924.59	983.90
321-329	Transportation equipment - Matériel de transport	624.66	665.23	677.19	710.13	742.35	787.58	839.49	892.35	901.72	904.96	953.64	988.70	947.13
323	Motor vehicles - Véhicules automobiles	746.31	804.30	794.38	825.82	855.93	922.02	1,003.10	1,077.08	1,105.59	1,113.20	1,178.31	1,199.30	1,154.98
325	Motor vehicle parts & accessories - Pièces et accessoires pour véhicules automobiles	574.35	610.24	625.83	645.04	660.23	702.93	748.66	792.39	792.93	799.56	846.45	901.00	867.10

Table 2
Estimates of Average Weekly Earnings (including overtime), for All Employees,
by Industry, Canada, Provinces and Territories.

Tableau 2
Estimations de la rémunération hebdomadaire moyenne (incl.temps suppl.), pour
l'ensemble des salariés, par industrie, Canada, provinces et territoires.

SIC	Industry	DOLLARS												
		1987	1988	1989	1990	1991	1992	1993	1994	1995	1996	1997	1998	1999
1980														
CTI	Industrie													
ONTARIO														
331-339	Electrical & electronic products - Produits électriques et électroniques	\$552.05	\$575.04	\$596.26	\$655.11	\$684.14	\$733.95	\$752.27	\$771.65	\$765.56	\$778.06	\$828.52	\$891.69	\$940.34
330	Electrical & electronic products n.e.c. - Produits électriques et électroniques n.c.a.	498.28	530.94	550.37	589.35	616.05	606.65	676.54	701.48	701.22	682.04	692.80	735.44	778.00
335	Communication & other electronic equip. - Équip. de comm. et autre matériel électronique	601.69	612.47	626.00	714.28	733.88	813.11	804.29	791.37	770.08	798.72	868.99	939.98	987.18
337	Electrical industrial equipment - Matériel électrique d'usage industriel	540.13	552.52	566.59	604.77	647.55	702.68	710.74	736.73	728.99	741.29	796.46	846.60	882.13
371-379	Chemical & chemical products - Produits chimiques	624.43	659.74	683.15	711.43	728.47	770.91	797.20	823.88	819.60	844.03	899.52	919.18	927.50
371	Industrial chemicals n.e.c. - Produits chimiques d'usage industriel n.c.a.	766.79	813.43	811.64	840.90	844.88	866.43	928.67	994.09	980.49	951.91	999.50	902.11	922.94
374	Pharmaceuticals & medicine - Produits pharmaceutiques et médicaments	593.46	630.95	652.86	672.73	672.85	777.92	783.77	815.59	823.06	871.64	962.41	977.76	955.37
379	Other chemical products - Autres produits chimiques	641.02	689.53	727.34	761.86	788.97	766.81	768.21	767.09	743.69	763.36	828.71	909.58	895.93
391-399	Other manufacturing industries - Autres industries manufacturières	491.20	522.17	551.43	587.01	613.99	634.75	647.72	665.00	667.46	690.72	731.88	789.11	795.35
401-449	Construction - Construction	561.76	596.55	624.42	660.84	677.98	680.67	689.10	704.06	722.33	732.31	767.12	735.68	765.44
401-402	Bldg, developing & general contracting - Constructeurs, promoteurs et entrep. généraux	521.71	553.59	582.21	624.26	637.67	636.80	625.01	644.39	646.14	680.44	717.53	708.26	692.88
401	Residential building & development - Promotion et construction de bâtiments résidentiels	490.99	517.75	544.58	581.58	563.46	544.57	570.60	582.35	572.87	607.74	650.54	657.56	642.91
402	Non-residential building & development - Promotion & constr. de bâtiments non résidentiels	589.14	633.46	666.78	725.06	803.87	821.78	757.67	793.58	830.18	859.54	895.96	847.36	820.33
411-412	Industrial & heavy (engineering) construction - Constr. lourde et industrielle (génie)	673.38	712.91	674.20	789.07	768.53	815.86	809.79	819.82	863.89	863.67	915.64	943.88	970.17
412	Highway & heavy constr. - Constr. de routes et constr. lourde	665.04	704.83	661.26	781.53	761.09	815.15	786.36	797.26	851.91	852.88	898.56	902.66	915.87
421-429	Trade contracting - Entrepreneurs spécialisés	539.48	579.72	625.81	653.22	679.24	667.17	686.92	700.32	725.64	727.93	755.73	706.66	741.95
041-449	Goods producing industries - Branches productrices de biens	561.82	590.25	617.79	653.37	684.87	714.82	731.08	750.90	763.99	784.64	814.50	828.08	828.55
451-499	Transportation, storage, comm. & other utilities - Transp., entreposage, comm. et autres services publics	570.65	587.41	618.90	637.85	687.32	708.10	719.82	719.97	740.91	750.13	777.32	794.31	785.15
451-479	Transportation & storage - Transport et entreposage	533.40	558.22	580.83	581.05	628.32	632.71	653.85	657.88	690.30	703.36	727.96	739.24	728.71
451-459	Transportation - Transport	531.26	558.29	586.70	579.26	627.27	631.33	654.11	658.97	690.72	702.09	726.54	739.80	730.11
456	Truck transport - Camionnage	515.50	552.11	573.45	572.06	590.07	597.15	615.21	622.14	642.41	666.29	677.98	717.42	688.19
457	Public passenger transit systems - Transport en commun	452.67	447.31	488.11	451.99	531.45	523.92	546.22	548.80	570.48	560.80	589.73	610.81	620.27
458-459	Transportation n.e.c. - Transport n.c.a.	503.36	519.96	527.98	541.43	593.39	605.41	629.59	662.08	678.13	673.82	731.28	720.73	702.15
481-499	Communication & other utilities - Communications et autres services publics	609.13	617.97	657.83	698.46	744.27	782.61	784.43	781.84	788.71	796.21	829.10	853.44	847.29
481-484	Communication - Communications	550.94	547.32	588.09	611.35	646.08	681.25	685.64	680.93	689.30	695.91	718.93	726.19	718.53
481	Telecommunication broadcasting - Diffusion des télécommunications	468.60	487.14	516.63	596.21	629.91	656.32	816.89	797.73	834.76	876.74	905.09	924.67	923.97
482	Telecommunication carriers - Transmission des télécommunications	686.30	665.67	734.44	757.06	789.43	825.99	805.84	800.10	810.79	831.11	869.32	885.91	863.45
484	Postal & courier service - Services postaux et services de messagers	458.51	468.11	473.75	472.88	499.09	533.27	531.30	536.21	536.67	538.62	549.80	555.21	560.29
491-499	Other Utilities - Autres services publics	724.52	755.89	798.10	860.76	918.62	963.37	965.36	968.14	991.58	995.39	1,046.82	1,115.79	1,107.71
491	Electric power systems - Énergie électrique	777.54	811.23	860.31	933.87	996.41	1,041.16	1,044.52	1,076.67	1,102.59	1,106.56	1,157.79	1,297.19	1,276.18

Table 2
Estimates of Average Weekly Earnings (including overtime), for All Employees,
by Industry, Canada, Provinces and Territories.

Tableau 2
Estimations de la rémunération hebdomadaire moyenne (incl.temps suppl.), pour
l'ensemble des salariés, par industrie, Canada, provinces et territoires.

SIC	Industry	DOLLARS												
		1987	1988	1989	1990	1991	1992	1993	1994	1995	1996	1997	1998	1999
1980														
CTI	Industrie													
ONTARIO														
499	Other utilities n.e.c. - Autres services publics n.c.a.	\$602.86	\$633.44	\$656.94	\$692.91	\$707.99	\$715.26	\$753.90	\$712.92	\$740.57	\$748.06	\$802.42	\$757.52	\$760.56
501-692 Trade - Commerce		342.60	357.46	378.79	392.62	413.22	425.38	432.22	452.85	457.67	470.55	479.21	501.40	508.62
501-599	Wholesale Trade - Commerce de gros	501.93	522.04	553.75	575.79	601.60	618.25	637.01	667.35	684.75	687.75	689.94	715.33	710.62
521-524	Food, beverage, drug & tobacco - Produits alimentaires, boissons, médicaments et tabac	507.19	486.67	478.57	533.06	557.59	530.22	584.66	660.62	616.27	634.41	617.17	637.57	623.34
521	Food - Produits alimentaires	477.88	450.37	440.45	484.87	512.44	484.28	566.37	609.14	593.59	584.47	622.55	630.23	631.20
551-552	Motor vehicles, parts & accessories - Véhicules auto., pièces et accessoires	605.33	644.77	656.66	662.84	635.46	654.50	658.97	628.32	671.93	690.97	715.49	720.92	728.62
561-563	Metals, hardware, plumbing, heating & building materials - Métaux, quincaillerie, matér. de plomberie, de chauffage et de construction	442.17	441.33	485.75	504.06	546.05	577.04	561.17	587.43	611.72	634.69	621.14	649.25	664.64
561	Metal & metal products - Métaux et produits en métal	615.87	645.04	695.99	686.97	716.86	771.57	737.10	780.88	793.69	783.80	809.58	875.91	836.61
562	Hardware, plumbing, heating & air cond. equip supplies - Quincaillerie, mat. & fournitures de plomb. chauffage & climatisation	422.02	470.51	527.95	520.75	576.96	622.15	634.61	642.64	665.65	720.26	690.44	709.49	700.10
563	Lumber & building materials - Bois et matériaux de construction	420.05	390.75	437.79	469.23	500.36	520.97	491.42	497.69	512.17	536.12	522.24	539.65	574.04
571-579	Machinery, equipment & supplies - Machines, matériel et fournitures	535.59	594.44	648.16	658.29	685.84	715.99	738.82	753.02	781.47	768.74	780.39	806.33	799.51
574	Electrical & electronic mach. equip. & supplies - Machines, matér., fourn. électric. & électro.	589.08	615.78	712.45	776.87	831.39	805.85	842.45	838.79	854.30	827.00	834.37	851.39	868.42
579	Other machinery, equipment & supplies - Autres machines, matériel et fournitures	563.99	608.78	643.49	610.00	624.58	649.73	695.54	722.33	733.89	709.54	727.45	768.44	746.23
591-599	Other wholesale products - Autres produits divers, commerce de gros	397.95	402.95	405.47	462.49	514.42	563.10	574.76	617.83	654.41	645.10	659.57	694.28	687.93
601-692	Retail trade - Commerce de détail	264.65	277.51	291.59	308.66	321.12	327.09	337.27	350.61	346.05	356.72	360.78	378.49	387.57
601-603	Food, beverage and drug - Aliments, boissons et médicaments	245.66	263.72	265.88	273.52	294.13	296.94	304.13	323.80	316.39	315.08	317.84	331.27	334.98
601	Food stores - Magasins d'alimentation	236.51	254.95	256.26	261.44	278.62	270.71	282.22	297.77	291.21	286.15	286.79	304.52	312.58
603	Prescription drugs & patent medicine stores - Mag. de médicaments sur ordonnance & brevetés	218.45	236.62	245.21	259.77	290.11	331.68	329.10	367.26	363.82	364.96	372.19	375.92	379.54
611-615	Shoe, apparel, fabric & yarn - Chaussures, vêtements, tissus et filés	219.19	235.01	241.69	247.06	271.85	272.22	282.13	282.22	275.59	276.47	274.85	308.38	337.10
613	Women's clothing stores - Magasins de vêtements pour dames	211.92	218.13	227.24	242.24	268.01	265.64	258.76	242.70	242.63	259.91	255.69	299.64	355.00
614	Clothing stores n.e.c. - Magasins de vêtements n.c.a.	221.12	233.61	249.88	238.50	256.57	263.68	291.81	285.43	285.15	266.42	268.89	281.85	289.30
621-623	Household furniture, appliances & furnishings - Meubles, appareils et accessoires de maison	305.47	335.59	352.64	368.73	366.47	399.20	419.83	419.13	412.00	411.76	441.60	461.86	467.48
621	Household furniture stores - Magasins de meubles de maison	300.26	331.73	339.04	365.73	362.77	403.59	444.99	442.65	420.69	452.65	477.72	500.32	462.46
622	Appliance, TV, radio & stereo stores - Magasins ménagers, tv, radio & appar. stéréo	289.81	315.77	336.15	326.76	382.54	385.12	403.87	417.86	436.46	414.51	424.56	440.80	476.45
623	Household furnishings stores - Magasins d'accessoires d'ameublement	323.04	353.22	383.06	404.24	359.56	416.10	414.22	387.37	355.36	360.86	424.07	447.49	459.41
631-639	Auto vehicles, parts & access., sales & serv. Véhicules autos, pièces & access., vente & serv.	328.76	342.08	383.08	411.02	440.43	433.39	445.34	469.53	462.42	504.12	513.37	552.76	565.06
631	Automobile dealers - Concessionnaires d'automobiles	380.19	401.07	435.78	500.69	547.37	562.65	583.84	613.54	581.68	682.97	695.42	751.27	783.79
633	Gasoline service stations - Stations-service	281.54	292.75	341.68	338.64	337.57	297.11	278.25	295.55	295.57	296.04	299.76	326.96	320.74
634	Automotive parts & accessories stores - Mag. de pièces et accessoires pour automobiles	284.95	293.63	322.38	358.23	363.57	324.29	326.19	368.46	359.49	361.37	386.77	407.32	399.78
635	Motor vehicle repair shops - Ateliers de réparation d'automobiles	363.18	401.37	431.33	463.03	492.18	470.31	486.86	507.80	503.94	519.32	497.21	520.12	545.91

Table 2
Estimates of Average Weekly Earnings (including overtime), for All Employees,
by Industry, Canada, Provinces and Territories.

Tableau 2
Estimations de la rémunération hebdomadaire moyenne (incl.temps suppl.), pour
l'ensemble des salariés, par industrie, Canada, provinces et territoires.

SIC 1980 CTI	Industry Industrie	DOLLARS												
		1987	1988	1989	1990	1991	1992	1993	1994	1995	1996	1997	1998	1999
ONTARIO														
641-641	General merchandise stores - Magasins de marchandises diverses	\$236.92	\$246.89	\$244.39	\$268.53	\$269.78	\$276.32	\$290.40	\$286.69	\$288.85	\$292.13	\$308.61	\$305.79	\$309.72
651-692	Other retail n.e.c. - Autres commerces de détail n.c.a.	243.07	250.94	270.03	281.65	292.30	302.80	303.75	322.45	325.92	339.14	325.48	328.47	327.99
701-761	Finance, insurance & real estate - Finances, assur. & affaires immobilières	511.21	559.84	610.73	585.58	615.27	639.86	689.04	702.81	724.75	775.92	815.20	822.53	821.32
701-749	Finance & insurance - Intermédiaires financiers et assurances	548.85	570.59	608.02	620.29	657.19	682.36	739.15	735.77	767.78	829.22	863.78	876.35	870.28
701-709	Deposit accepting intermediaries - Intermédiaires financiers de dépôts	458.46	490.33	514.96	544.17	576.36	604.56	628.07	641.21	663.60	710.34	730.70	752.34	777.92
701-702	Banks - Banques	476.28	509.05	541.27	570.11	602.18	628.73	649.65	661.17	684.09	733.41	744.08	761.71	785.56
711-712	Consumer & business financing intermediaries - Crédit à la consommation et aux entreprises	541.58	562.03	643.31	626.39	679.82	714.80	718.57	760.04	828.27	837.13	860.95	868.99	832.34
721-729	Investment intermediaries - Intermédiaires d'investissement	699.04	655.94	696.35	723.67	704.89	764.97	856.33	760.35	850.60	892.28	892.40	835.58	759.05
731-733	Insurance - Assurances	564.94	615.23	676.16	706.76	722.46	729.92	757.20	799.04	815.70	846.74	892.73	955.88	971.57
741-749	Other financial intermediaries - Autres intermédiaires financiers	729.02	740.74	828.41	791.45	1,074.32	1,056.96	1,360.83	1,167.08	1,175.32	1,421.50	1,547.01	1,444.91	1,250.13
751-759	Real estate operators (exc'l developers) - Services immobiliers (sauf lotisseurs)	485.03	495.33	469.87	449.86	412.32	469.08	428.89	522.53	513.14	528.09	601.05	580.65	622.10
761-761	Insurance & real estate agent - Agences d'assur. et agences immobilières	397.24	566.71	723.51	553.75	580.63	576.00	656.52	680.26	675.70	705.33	759.75	764.68	737.19
771-779	Comm., business & pers. services - Services	368.75	389.46	414.48	445.15	475.55	501.38	510.63	519.83	522.15	534.09	536.33	534.46	545.59
851-999	socio-culturels, comm. et pers.													
771-779	Business services - Services aux entreprises	418.15	457.35	502.93	547.82	572.91	616.35	625.61	636.66	644.93	691.12	724.25	730.14	746.70
775	Arch., eng. & other scientific & tech. serv. - Arch., ingénieurs et autres serv. scient. et tech.	606.64	642.18	695.55	749.59	795.32	832.69	858.00	857.76	860.40	913.40	936.91	919.49	927.15
779	Other business services - Autres services aux entreprises	363.58	386.57	405.83	416.99	424.00	479.84	492.89	493.05	499.20	574.22	617.08	619.90	620.08
851-859	Educational & related services - Services d'enseignement et services annexes	535.35	567.37	594.44	630.93	663.63	709.24	719.99	718.87	716.70	715.31	700.85	684.86	666.65
851	Elementary & secondary education - Enseignement élémentaire et secondaire	590.39	622.50	651.52	689.15	730.61	789.66	795.56	799.13	797.38	792.06	772.81	750.93	722.84
852	Post-second. non-university education - Enseignement postsecondaire non univers.	451.92	483.67	492.05	541.40	558.81	568.99	587.32	569.72	572.62	588.71	577.99	568.61	608.46
853	University education - Enseignement universitaire	475.29	503.40	531.88	565.59	587.12	617.58	621.67	619.92	617.32	603.78	606.50	585.07	565.25
854	Library services - Bibliothèques	314.54	325.38	342.17	374.83	368.31	403.11	414.43	452.30	454.03	445.86	419.41	427.30	441.59
855	Museums & archives - Musées et archives	414.29	434.63	458.95	506.40	467.52	546.45	587.37	571.69	591.05	559.71	549.40	592.25	587.87
859	Other educational services - Autres services d'enseignement	365.69	409.65	366.40	348.61	397.61	393.73	501.80	464.11	452.45	473.17	453.04	450.77	460.01
861-869	Health & social services - Services de soins de santé et services sociaux	385.23	404.56	433.37	455.73	486.24	510.29	524.94	533.08	529.69	535.55	545.58	553.49	564.48
861	Hospitals - Hôpitaux	468.42	483.87	513.16	543.65	584.58	610.68	633.14	638.07	652.77	657.44	680.40	683.41	687.94
862	Other institutional health & social services - Autres établ. de soins de santé & serv. sociaux	316.95	325.22	349.13	378.08	390.33	431.80	447.15	445.30	440.67	451.97	460.04	473.39	487.63
911-922	Accommodation, food & beverage services - Hébergement et restauration	188.68	193.88	194.66	207.21	212.03	216.00	221.05	233.70	239.29	237.39	233.99	225.39	240.42
911-914	Accommodation services - Services d'hébergement	244.84	239.25	235.91	265.41	277.06	284.96	290.81	311.94	326.51	316.29	315.47	311.38	358.63
921-922	Food & beverage services - Services de la restauration	173.30	180.72	182.46	191.41	195.01	199.10	204.97	216.18	220.93	219.06	215.36	207.62	219.33
921	Food services - Services de restauration	172.15	179.60	181.48	190.18	192.64	196.81	204.67	216.96	222.03	219.89	216.17	208.91	221.32
961-999	Miscellaneous services - Services divers	312.85	317.56	348.85	376.50	394.55	390.38	399.77	408.12	407.86	427.28	420.92	404.39	412.71

Table 2
Estimates of Average Weekly Earnings (including overtime), for All Employees,
by Industry, Canada, Provinces and Territories.

Tableau 2
Estimations de la rémunération hebdomadaire moyenne (incl. temps suppl.), pour
l'ensemble des salariés, par industrie, Canada, provinces et territoires.

SIC	Industry	DOLLARS												
		1987	1988	1989	1990	1991	1992	1993	1994	1995	1996	1997	1998	1999
1980														
CTI	Industrie													
ONTARIO														
961-969	Amusement & recreational services - Services de divertissements et de loisirs	\$286.31	\$291.26	\$317.86	\$352.63	\$368.36	\$364.75	\$370.26	\$395.78	\$383.74	\$401.73	\$407.00	\$382.40	\$393.05
991-999	Other services - Autres services	322.76	337.69	343.33	377.66	411.90	388.99	392.16	415.95	429.13	439.49	424.91	411.13	407.99
990	Other services n.e.c. - Autres services n.c.a.	389.80	410.29	439.05	440.86	483.64	442.70	405.19	429.16	446.17	472.48	454.96	454.92	471.64
995	Services to buildings & dwellings - Serv. relatifs aux bâtiments et habitations	249.81	267.09	250.86	245.58	264.59	275.61	275.14	314.69	324.44	327.68	321.30	299.46	278.68
996	Travel services - Services de voyages	179.36	187.96	223.64	300.98	393.29	441.94	579.21	533.60	536.87	560.81	533.66	511.31	492.34
812-837 Public administration - Administration publique		588.48	611.42	655.71	715.58	728.92	766.99	792.36	804.01	799.05	780.87	780.88	775.22	783.85
812-817	Federal administration (excl the military) - Administration fédérale (sauf la défense)	649.18	668.24	709.68	759.00	767.54	804.95	835.67	843.80	840.53	827.26	826.13	827.26	837.16
822-827	Provincial administration - Administration provinciale	595.04	626.18	658.18	728.79	744.91	798.42	791.51	806.22	815.65	795.22	831.91	835.88	848.25
832-837	Local administration - Administration locale	502.79	527.47	585.71	652.26	669.13	697.19	739.29	752.22	737.67	718.57	702.81	681.25	683.22
451-484 Service producing industries - Branches productrices de services		408.24	430.74	458.07	478.93	508.25	531.34	544.21	556.45	559.87	572.79	580.77	586.36	592.48
041-999 Industrial aggregate - Ensemble des industries		453.80	477.70	505.11	526.81	553.92	576.85	589.55	604.79	610.29	625.71	638.97	646.78	651.55
MANITOBA														
061-092 Mining (incl. milling), quarrying and oil wells Mines (y compris broyage), carrières et puits de pétrole		647.85	719.89	823.78	823.54	861.86	888.46	922.92	910.14	988.99	983.15	909.33	903.13	877.51
101-399 Manufacturing - Industries manufacturières		429.57	445.13	466.47	485.08	509.38	524.53	528.65	541.09	542.60	587.82	605.08	615.79	621.31
	Non-durable goods - Biens non durables	406.23	416.64	433.61	451.79	476.04	485.38	492.92	503.20	509.53	533.99	549.50	575.17	579.49
	Durable goods - Biens durables	455.94	477.22	501.45	519.32	545.20	563.97	564.56	576.38	572.65	631.26	649.06	647.94	654.12
101-109	Food - Aliments	450.42	454.59	471.01	480.14	486.75	500.25	503.41	507.63	521.35	530.86	557.23	593.15	588.20
243-249	Clothing - Habillement	255.01	260.34	273.71	278.88	298.22	302.00	314.96	321.77	325.34	356.32	361.93	413.05	439.30
244	Women's clothing - Vêtements pour dames	245.49	245.28	255.27	262.05	277.87	301.83	322.45	325.39	331.67	344.87	365.78	416.45	442.69
254	Sash, doors & other millwork - Portes, châssis et autres bois travaillés	340.59	350.74	369.33	390.02	423.50	410.28	420.07	453.97	427.69	436.07	448.20	464.25	486.80
281-284	Printing, publishing & allied ind. - Imprimerie, édition et industries connexes	409.41	420.87	430.35	453.00	504.86	503.53	533.32	546.28	548.66	577.87	603.59	614.13	601.40
281	Commercial printing - Impression commerciale	425.06	442.77	441.32	491.90	510.74	491.99	541.55	547.56	539.71	555.96	600.01	641.31	601.60
321-329	Transportation equipment - Matériel de transport	479.14	493.75	515.18	543.66	565.63	610.79	606.56	597.11	583.57	656.60	684.94	690.79	723.96
321	Aircraft & aircraft parts - Aéronefs et pièces d'aéronefs	523.03	537.78	549.50	589.90	619.03	709.29	732.48	746.13	748.17	764.37	777.20	754.53	781.63
401-449 Construction - Construction		519.90	533.19	551.05	573.86	571.26	586.82	570.53	620.40	627.84	615.52	629.04	609.54	588.55
401-402	Bldg, developing & general contracting - Constructeurs, promoteurs et entrep. généraux	518.91	529.52	539.45	541.30	572.75	597.71	522.50	577.97	607.96	602.68	624.48	578.23	594.89
411-412	Industrial & heavy (engineering) construction - Constr. lourde et industrielle (génie)	619.09	619.21	620.74	737.65	638.30	608.89	658.69	676.72	650.50	754.44	774.57	767.09	592.37
421-429	Trade contracting - Entrepreneurs spécialisés	496.73	515.68	537.48	552.03	566.84	582.25	567.39	625.00	631.04	591.79	607.94	601.70	603.29
041-449 Goods producing industries - Branches productrices de biens		471.38	489.60	515.60	537.74	559.68	578.18	579.61	596.53	602.06	628.72	643.34	644.06	638.47

Annual Estimates of Employment, Earnings and Hours, 1987-1999, Statistics Canada
 Estimations annuelles de l'Emploi, des gains et de la durée du travail, 1987-1999, Statistique Canada

Table 2
Estimates of Average Weekly Earnings (including overtime), for All Employees,
by Industry, Canada, Provinces and Territories.

Tableau 2
Estimations de la rémunération hebdomadaire moyenne (incl.temps suppl.), pour
l'ensemble des salariés, par industrie, Canada, provinces et territoires.

SIC 1980 CTI	Industry Industrie	DOLLARS												
		1987	1988	1989	1990	1991	1992	1993	1994	1995	1996	1997	1998	1999
MANITOBA														
	451-499 Transportation, storage, comm. & other utilities - Transp., entreposage, comm. et autres services publics	\$570.59	\$598.30	\$629.33	\$652.19	\$656.66	\$668.89	\$666.07	\$670.88	\$688.58	\$698.18	\$716.33	\$707.33	\$736.02
	451-479 Transportation & storage - Transport et entreposage	573.99	607.48	638.36	652.48	659.79	676.60	666.04	667.49	680.90	692.28	716.41	711.27	751.15
	451-459 Transportation - Transport	576.43	609.74	639.72	654.05	660.31	678.39	662.04	661.04	676.05	686.39	709.83	700.45	740.39
	481-499 Communication & other utilities - Communications et autres services publics	565.34	583.98	614.91	651.74	652.16	658.22	666.12	676.06	700.51	707.53	716.19	700.93	709.03
	481-484 Communication - Communications	521.23	534.24	568.46	599.60	600.82	592.64	600.67	607.03	616.74	620.26	620.64	604.69	629.28
	482 Telecommunication carriers - Transmission des télécommunications	565.57	585.33	632.19	674.50	681.16	694.08	717.55	748.35	769.64	766.27
	491-499 Other Utilities - Autres services publics	648.52	677.15	700.76	746.90	749.08	787.67	786.67	801.97	848.80	855.34	871.05	856.13	831.88
	491 Electric power systems - Énergie électrique	676.11	705.65	730.82	785.82	766.32	799.40	801.52	827.05	877.75	890.90	910.94	899.20	860.17
	501-692 Trade - Commerce	316.97	315.45	328.73	339.49	346.69	348.42	356.26	373.61	388.86	400.57	413.18	443.56	444.76
	501-599 Wholesale Trade - Commerce de gros	396.60	416.55	439.27	470.76	484.09	488.49	505.77	523.86	532.92	554.05	574.98	632.56	658.77
	571-579 Machinery, equipment & supplies - Machines, matériel et fournitures	427.80	479.72	487.18	511.37	515.74	571.59	561.89	578.16	589.84	575.49	644.35	688.26	683.50
	601-692 Retail trade - Commerce de détail	274.42	266.41	275.12	276.97	280.53	282.07	289.80	307.94	319.20	326.42	332.55	342.28	335.63
	601-603 Food, beverage and drug - Aliments, boissons et médicaments	279.55	263.06	265.55	268.68	289.49	295.32	294.97	306.64	313.96	312.53	307.81	317.14	307.11
	601 Food stores - Magasins d'alimentation	277.86	260.60	257.99	261.42	283.47	287.10	287.57	304.28	303.20	299.39	295.78	300.55	294.12
	611-615 Shoe, apparel, fabric & yarn - Chaussures, vêtements, tissus et filés	204.45	195.90	203.83	222.93	210.00	195.46	219.01	232.55	227.18	220.07	222.93	221.05	231.65
	631-639 Auto vehicles, parts & access., sales & serv. Véhicules autos, pièces & access., vente & serv.	332.93	319.83	351.05	348.76	337.52	351.02	338.05	378.03	391.62	419.20	466.30	490.33	483.57
	641-641 General merchandise stores - Magasins de marchandises diverses	215.84	218.57	219.52	233.71	233.80	249.42	256.45	265.92	275.33	276.85	286.11	276.83	274.60
	651-692 Other retail n.e.c. - Autres commerces de détail n.c.a.	263.91	263.33	250.29	235.57	254.30	253.93	276.96	287.44	303.57	316.23	288.06	297.35	306.70
	701-761 Finance, insurance & real estate - Finances, assur. & affaires immobilières	445.41	452.30	463.70	475.06	503.40	509.90	531.69	553.28	536.28	568.88	605.52	689.72	699.80
	701-749 Finance & insurance - Intermédiaires financiers et assurances	458.79	472.59	484.07	506.51	531.98	548.31	562.79	584.90	568.14	601.27	652.25	760.12	759.45
	701-709 Deposit accepting intermediaries - Intermédiaires financiers de dépôts	384.60	403.49	421.34	439.08	460.54	471.91	477.78	493.71	498.83	526.42	588.09	760.50	737.98
	701-702 Banks - Banques	387.60	406.16	424.09	443.47	466.26	480.88	487.72	489.65	504.94	529.84	545.28	564.06	689.90
	721-729 Investment intermediaries - Intermédiaires d'investissement	571.30	583.80	568.95	592.70	605.40	524.46	573.61	541.95	496.57	532.49	599.71	667.71	708.96
	731-733 Insurance - Assurances	463.48	498.40	527.68	556.80	606.12	621.41	639.66	679.16	665.11	685.00	693.49	759.64	783.28
	751-759 Real estate operators (exc'l developers) - Services immobiliers (sauf lotisseurs)	238.45	242.52	285.28	277.57	352.26	280.98	375.55	371.09	358.02	389.31	430.93	444.92	417.68
	761-761 Insurance & real estate agent - Agences d'assur. et agences immobilières	516.79	484.06	482.67	464.63	497.06	487.65	449.45	524.52	496.26	552.17	528.28	558.33	631.08
	771-779 Comm., business & pers. services - Services socio-culturels, comm. et pers.	341.90	355.98	377.20	392.97	411.06	423.50	426.59	429.71	429.83	435.17	438.00	449.34	447.15
	771-779 Business services - Services aux entreprises	381.40	391.68	407.85	442.21	463.96	477.42	480.49	505.81	508.30	515.04	548.91	590.46	607.21
	851-859 Educational & related services - Services d'enseignement et services annexes	497.52	524.46	541.92	550.22	591.26	598.62	603.60	603.89	610.42	616.31	621.75	615.51	608.83
	851 Elementary & secondary education - Enseignement élémentaire et secondaire	505.98	526.88	540.88	547.04	590.28	593.90	599.93	601.91	608.74	617.26	620.36	618.38	622.82

Table 2
Estimates of Average Weekly Earnings (including overtime), for All Employees,
by Industry, Canada, Provinces and Territories.

Tableau 2
Estimations de la rémunération hebdomadaire moyenne (incl.temps suppl.), pour
l'ensemble des salariés, par industrie, Canada, provinces et territoires.

SIC	Industry	DOLLARS												
		1987	1988	1989	1990	1991	1992	1993	1994	1995	1996	1997	1998	1999
1980														
CTI	Industrie													
MANITOBA														
852	Post-second. non-university education - Enseignement postsecondaire non univers.	\$579.25	\$609.90	\$675.12	\$674.35	\$682.53	\$648.56	\$680.92	\$648.87	\$623.96	\$713.93	\$699.93	\$648.77	\$508.60
853	University education - Enseignement universitaire	491.57	540.35	554.84	564.92	617.97	647.69	642.36	635.25	646.69	617.08	638.19	619.59	594.95
861-869	Health & social services - Services de soins de santé et services sociaux	347.39	365.28	386.79	402.43	424.50	440.62	447.70	451.91	448.93	443.84	434.63	448.78	432.31
861	Hospitals - Hôpitaux	438.39	458.63	472.12	502.43	506.56	518.73	525.19	532.71	538.75	531.59	524.07	540.10	502.58
911-922	Accommodation, food & beverage services - Hébergement et restauration	160.60	158.46	156.86	162.48	166.75	171.44	173.25	185.07	181.54	196.95	193.35	192.79	184.41
921-922	Food & beverage services - Services de la restauration	134.76	130.45	132.58	146.64	154.72	158.09	157.94	166.76	167.41	182.81	179.26	175.72	166.30
921	Food services - Services de restauration	134.63	130.37	132.50	146.52	154.57	157.75	157.59	166.84	167.44	182.74	179.24	175.48	166.00
961-999	Miscellaneous services - Services divers	288.75	297.90	318.25	340.67	337.57	356.92	344.24	342.32	350.94	361.14	368.50	395.97	419.58
991-999	Other services - Autres services	308.06	321.82	313.89	340.01	331.18	345.50	336.55	342.79	353.46	358.79	368.70	377.17	376.06
990	Other services n.e.c. - Autres services n.c.a.	355.28	392.87	432.19	413.97	382.62	410.38	422.25	384.22	388.60	420.25	426.97	441.72	424.50
812-837 Public administration - Administration publique		577.34	596.94	629.52	666.39	672.67	699.88	718.35	731.59	748.80	727.90	707.40	730.65	729.50
812-817	Federal administration (exc'l the military) - Administration fédérale (sauf la défense)	587.28	599.88	633.34	678.68	679.16	714.86	737.30	743.35	761.77	758.94	749.29	755.95	724.93
822-827	Provincial administration - Administration provinciale	563.63	590.89	622.41	646.02	655.34	676.97	694.15	717.09	728.99	730.77	713.83	766.97	755.40
832-837	Local administration - Administration locale	583.70	601.61	634.02	677.23	686.92	708.98	721.87	732.56	756.06	688.68	660.61	675.54	712.13
451-484 Service producing industries - Branches 501-999 productrices de services		391.87	403.10	425.69	440.31	457.44	468.29	473.85	479.67	482.92	489.43	495.46	515.53	520.57
041-999 Industrial aggregate - Ensemble des industries		409.82	422.27	445.45	461.02	477.54	489.44	493.57	500.93	505.52	515.95	524.37	541.38	543.87
SASKATCHEWAN														
041-051 Logging and forestry - Exploitation forestière et serv. forestiers		523.43	483.84	504.38	502.07	521.39	513.45	511.22	580.55	505.85	536.70	568.14	586.21	559.44
061-092 Mining (incl. milling), quarrying and oil wells Mines (y compris broyage), carrières et puits de pétrole		642.05	679.57	690.85	732.63	781.42	826.85	803.65	840.88	852.88	898.13	990.12	1,035.10	1,031.49
062	Non-metal mines (except coal) - Mines de minerais non métalliques (sauf le charbon)	673.58	689.99	712.81	764.44	809.68	861.70	871.17	922.47	960.10	967.65	1,040.29	..	912.35
091-092	Services incidental to mineral extraction - Industrie des services miniers	562.25	574.89	573.19	610.18	663.44	698.11	684.62	746.57	715.52	747.84	849.77	884.04	869.94
101-399 Manufacturing - Industries manufacturières		488.03	512.19	516.31	549.56	588.39	591.20	594.44	605.28	592.84	646.44	656.20	663.87	663.33
	Non-durable goods - Biens non durables	512.23	545.56	547.38	563.43	594.16	595.30	614.46	635.87	614.73	674.95	689.81	704.28	707.26
	Durable goods - Biens durables	460.88	473.04	480.72	533.54	580.40	585.66	571.52	572.53	569.78	618.90	625.68	627.66	614.85
101-109	Food - Aliments	498.14	504.50	514.95	547.47	559.75	552.86	558.52	558.43	546.15	562.58	571.29	575.89	601.88
101	Meat and poultry products - Viande & volaille	476.13	494.63	500.91	527.59	536.69	517.12	535.39	541.92	541.92	543.44	530.66	538.74	552.25
251-259	Wood - Bois	425.76	446.70	436.96	493.14	517.37	546.99	566.44	591.20	590.10	629.55	643.85	702.89	591.31
281-284	Printing, publishing & allied ind. - Imprimerie, édition et industries connexes	415.04	433.20	408.77	465.55	487.48	475.63	491.51	501.56	493.17	530.36	542.76	519.92	563.44
284	Combined publishing & printing - Impression et édition combinées	507.81	491.53	481.46	516.70	543.06	487.99	495.06	501.79	500.18	519.32	535.82	407.73	393.43
311-319	Machinery (ex. elect. mach.) - Machinerie (sauf électrique)	429.81	434.51	418.25	465.84	483.29	502.92	494.30	504.86	531.65	579.42	584.42	573.09	578.45

Table 2
Estimates of Average Weekly Earnings (including overtime), for All Employees,
by Industry, Canada, Provinces and Territories.

Tableau 2
Estimations de la rémunération hebdomadaire moyenne (incl.temps suppl.), pour
l'ensemble des salariés, par industrie, Canada, provinces et territoires.

SIC 1980 CTI	Industry Industrie	DOLLARS												
		1987	1988	1989	1990	1991	1992	1993	1994	1995	1996	1997	1998	1999
SASKATCHEWAN														
311	Agricultural implements - Instruments aratoires	\$427.74	\$434.91	\$421.24	\$470.19	\$468.62	\$486.30	\$472.96	\$478.39	\$493.91	\$560.62	\$569.05	\$550.18	\$556.04
401-449 Construction - Construction		445.71	459.47	476.49	493.80	508.26	518.75	514.44	546.91	559.36	602.31	649.76	660.10	633.28
421-429	Trade contracting - Entrepreneurs spécialisés	410.53	429.57	443.36	455.39	477.22	492.59	497.14	509.13	524.25	564.98	591.57	616.86	600.53
041-449 Goods producing industries - Branches														
491-499 productrices de biens		518.56	540.61	549.68	577.78	617.14	627.77	625.24	643.70	646.98	693.47	732.67	741.71	735.13
451-499 Transportation, storage, comm. & other utilities - Transp., entreposage, comm. et autres services publics		542.28	557.02	580.49	598.40	629.36	633.84	649.86	669.99	663.03	672.14	702.75	703.54	703.97
451-479	Transportation & storage - Transport et entreposage	509.25	529.55	546.50	561.87	593.17	614.29	632.00	651.75	629.69	640.06	663.71	674.65	690.52
481-499	Communication & other utilities - Communications et autres services publics	584.91	592.89	622.28	643.44	671.45	657.92	670.85	691.08	703.45	710.44	748.59	735.18	718.89
481-484	Communication - Communications	538.32	543.77	578.09	602.56	620.60	600.65	607.36	618.90	638.71	643.16	676.24	665.82	619.86
482	Telecommunication carriers - Transmission des télécommunications	593.02	609.57	641.41	661.23	687.19	713.03	755.25	762.79	771.19	791.56	826.18	796.41	677.24
491-499	Other Utilities - Autres services publics	691.67	720.80	734.48	737.62	791.27	777.96	802.06	828.37	826.15	837.43	912.76	907.49	973.49
501-692 Trade - Commerce		311.57	312.70	322.08	330.21	339.25	343.98	356.95	368.28	385.92	400.44	416.10	427.50	432.81
501-599	Wholesale Trade - Commerce de gros	409.28	415.14	440.11	453.30	475.17	465.72	490.04	521.10	543.09	559.28	579.31	609.91	617.05
601-692	Retail trade - Commerce de détail	267.92	268.79	270.64	279.90	287.16	293.67	298.77	305.30	311.16	324.33	341.88	348.20	356.46
601-603	Food, beverage and drug - Aliments, boissons et médicaments	283.25	268.68	255.79	267.17	276.47	284.40	284.20	290.53	305.47	309.67	325.15	332.27	322.96
601	Food stores - Magasins d'alimentation	269.59	255.54	237.66	248.03	257.80	264.06	270.68	275.12	284.22	293.75	305.95	317.54	308.33
611-615	Shoe, apparel, fabric & yarn - Chaussures, vêtements, tissus et filés	184.44	182.17	193.67	210.77	196.61	190.31	208.09	214.17	210.67	214.55	210.52	229.15	225.90
613	Women's clothing stores - Magasins de vêtements pour dames	164.35	152.28	160.91	189.77	174.70	191.30	186.35	205.83	206.81	200.73	194.25	232.31	229.23
631-639	Auto vehicles, parts & access., sales & serv. Véhicules autos, pièces & access., vente & serv.	308.16	312.87	329.56	337.68	358.36	355.51	364.63	384.43	391.76	429.56	469.77	450.94	454.36
641-641	General merchandise stores - Magasins de marchandises diverses	230.58	234.46	241.12	248.50	246.62	254.29	256.69	255.85	251.81	254.29	257.21	270.43	316.78
651-692	Other retail n.e.c. - Autres commerces de détail n.c.a.	259.65	258.56	258.22	257.44	245.74	268.39	279.80	289.40	301.97	294.52	285.14	314.55	327.51
701-761 Finance, insurance & real estate - Finances, assur. & affaires immobilières		396.73	416.89	432.07	447.25	470.89	497.49	515.32	554.69	556.99	586.38	624.88	655.49	720.77
701-749	Finance & insurance - Intermédiaires financiers et assurances	423.55	435.78	447.05	458.53	501.94	512.65	549.27	580.60	576.23	601.47	627.77	647.22	704.14
701-709	Deposit accepting intermediaries - Intermédiaires financiers de dépôts	398.52	406.51	420.37	430.71	477.41	488.84	492.03	505.31	511.15	530.33	557.98	561.51	645.33
701-702	Banks - Banques	422.33	435.65	443.64	452.29	478.47	486.68	493.32	495.96	500.20	512.40	523.39	..	590.70
731-733	Insurance - Assurances	425.10	456.97	459.02	474.35	526.31	560.33	596.48	627.63	636.86	663.73	661.00	709.37	798.07
751-759	Real estate operators (excl developers) - Services immobiliers (sauf lotisseurs)	314.15	315.21	334.57	388.77	386.73	480.74	409.14	470.60	495.48	530.26	573.40	584.60	608.34
761-761	Insurance & real estate agent - Agences d'assur. et agences immobilières	395.86	458.98	455.44	461.39	428.78	433.73	450.40	497.34	514.62	558.03	651.76	736.36	846.97
771-779 Comm., business & pers. services - Services														
851-999 socio-culturels, comm. et pers.		343.61	346.59	350.06	370.55	396.75	404.64	402.58	407.42	405.89	418.06	427.56	440.49	444.54
771-779	Business services - Services aux entreprises	353.33	376.09	397.81	432.23	440.73	473.07	462.74	504.47	489.28	517.15	576.72	615.30	646.95

Table 2
Estimates of Average Weekly Earnings (including overtime), for All Employees,
by Industry, Canada, Provinces and Territories.

Tableau 2
Estimations de la rémunération hebdomadaire moyenne (incl.temps suppl.), pour
l'ensemble des salariés, par industrie, Canada, provinces et territoires.

SIC	Industry	DOLLARS												
		1987	1988	1989	1990	1991	1992	1993	1994	1995	1996	1997	1998	1999
1980														
CTI	Industrie													
SASKATCHEWAN														
851-859	Educational & related services - Services d'enseignement et services annexes	\$521.34	\$519.73	\$524.11	\$528.41	\$562.64	\$560.39	\$555.03	\$564.07	\$569.47	\$586.80	\$591.31	\$591.48	\$589.01
851	Elementary & secondary education - Enseignement élémentaire et secondaire	573.08	583.38	571.26	581.03	609.73	603.70	586.93	588.32	582.18	594.50	595.34	586.88	578.17
854	Library services - Bibliothèques	232.32	235.82	247.03	247.35	253.48	271.15	281.20	279.24	283.80	260.55	295.21	406.97	370.88
861-869	Health & social services - Services de soins de santé et services sociaux	364.04	361.57	392.00	399.95	409.77	411.49	420.61	418.69	419.13	427.70	435.76	447.26	458.05
861	Hospitals - Hôpitaux	419.69	410.71	463.51	463.95	465.62	480.75	485.04	480.39	469.34	462.84	476.44	497.21	513.44
911-922	Accommodation, food & beverage services - Hébergement et restauration	172.01	172.42	173.55	177.08	177.12	179.11	182.99	196.43	198.68	205.81	206.72	220.85	217.06
911-914	Accommodation services - Services d'hébergement	183.78	179.47	187.64	188.38	187.59	206.83	203.50	219.48	226.87	237.99	251.33	304.35	330.66
921-922	Food & beverage services - Services de la restauration	163.44	167.81	164.94	170.09	172.44	165.33	172.61	184.74	185.32	193.44	187.91	190.69	177.69
921	Food services - Services de restauration	161.04	165.08	162.41	167.34	168.34	165.74	173.38	183.75	184.84	193.81	187.82	191.45	179.55
961-999	Miscellaneous services - Services divers	236.48	241.61	198.03	246.58	288.89	311.72	304.29	318.20	322.79	342.11	362.23	366.54	357.08
993	Photographers - Photographes	87.76	127.18	82.23	133.61	201.04	200.85	322.62	315.26	333.84	334.89	458.10	400.46	428.58
812-837	Public administration - Administration publique	533.63	555.44	627.84	680.21	676.58	661.50	667.66	672.99	699.67	706.55	696.14	693.00	683.44
812-817	Federal administration (exc'l the military) - Administration fédérale (sauf la défense)	617.02	636.70	680.16	723.16	731.56	774.48	795.17	786.22	784.67	766.88	771.67	777.00	793.60
822-827	Provincial administration - Administration provinciale	520.11	555.47	677.02	726.27	710.57	661.12	640.23	659.02	713.89	771.73	734.64	711.07	738.74
832-837	Local administration - Administration locale	472.86	482.47	533.83	590.44	589.23	563.56	582.34	587.46	611.36	604.57	618.41	632.24	592.32
451-484	Service producing industries - Branches productrices de services	378.33	384.55	398.84	418.47	437.57	443.35	447.65	456.98	461.44	473.40	486.35	498.53	506.04
041-999	Industrial aggregate - Ensemble des industries	401.86	409.96	424.19	444.51	463.80	470.15	473.91	487.60	492.33	508.91	527.14	538.85	542.79
ALBERTA														
041-051	Logging and forestry - Exploitation forestière et serv. forestiers	506.15	503.12	569.97	582.00	584.35	648.77	627.70	686.70	692.48	795.22	768.66	831.85	862.47
061-092	Mining (incl. milling), quarrying and oil wells Mines (y compris broyage), carrières et puits de pétrole	762.98	799.86	851.26	906.46	950.33	961.19	1,011.07	1,001.34	1,025.67	1,085.42	1,117.92	1,168.31	1,183.89
071-071	Crude petroleum & natural gas - Pétrole brut et gaz naturel	888.59	937.64	1,006.41	1,067.19	1,127.51	1,112.29	1,166.48	1,179.85	1,220.46	1,264.89	1,272.92	1,314.05	1,349.06
091-092	Services incidental to mineral extraction - Industrie des services miniers	604.87	620.92	624.26	673.47	707.49	729.06	842.42	838.11	805.60	878.79	963.64	1,017.23	995.89
091	Services incid. to crude petroleum & nat. gas - Services relat. au pétrole brut et au gas nat.	609.04	622.96	625.13	679.26	713.66	742.68	844.70	846.17	810.17	873.11	965.81	1,017.99	996.26
101-399	Manufacturing - Industries manufacturières	505.24	528.84	546.81	571.78	616.74	656.16	668.40	672.17	685.25	708.73	727.61	746.72	742.27
	Non-durable goods - Biens non durables	507.75	535.38	548.73	573.98	612.77	654.64	684.70	681.94	681.64	699.61	717.89	737.20	745.99
	Durable goods - Biens durables	503.18	523.69	545.28	570.04	620.43	657.62	652.72	663.30	688.61	716.09	734.66	753.30	739.65
101-109	Food - Aliments	476.96	481.88	471.12	478.72	494.21	514.61	538.40	541.96	528.21	534.65	553.77	583.72	617.50
251-259	Wood - Bois	462.68	493.41	512.02	549.78	572.25	617.81	607.72	657.06	677.27	697.73	704.60	708.76	698.11
251	Sawmill, planing mill & shingle mill products - Scieries, ateliers de rabotage et usines de bardeaux	577.46	603.65	619.10	646.10	660.36	704.17	685.80	749.23	783.08	793.14	794.39	877.35	848.67

Table 2
Estimates of Average Weekly Earnings (including overtime), for All Employees,
by Industry, Canada, Provinces and Territories.

Tableau 2
Estimations de la rémunération hebdomadaire moyenne (incl.temps suppl.), pour
l'ensemble des salariés, par industrie, Canada, provinces et territoires.

SIC 1980 CTI	Industry Industrie	DOLLARS												
		1987	1988	1989	1990	1991	1992	1993	1994	1995	1996	1997	1998	1999
ALBERTA														
281-284	Printing, publishing & allied ind.- Imprimerie, édition et industries connexes	\$384.48	\$423.98	\$440.16	\$486.25	\$497.82	\$536.90	\$561.76	\$557.40	\$590.13	\$616.78	\$643.97	\$652.22	\$668.85
311-319	Machinery (ex. elect. mach.) - Machinerie (sauf électrique)	589.64	582.00	600.76	646.67	677.78	664.12	673.15	717.82	756.68	772.78	813.84	804.97	813.92
319	Other machinery & equipment - Autres machineries et équipements	626.57	620.26	639.49	687.72	694.99	687.79	693.54	723.60	766.60	791.53	833.89	809.48	817.61
371-379	Chemical & chemical products - Produits chimiques	711.16	740.19	778.20	831.29	909.03	978.52	964.93	986.40	1,008.19	1,076.55	1,111.87	1,060.07	1,016.24
371	Industrial chemicals n.e.c. - Produits chimiques d'usage industriel n.c.a.	809.83	845.46	833.73	915.49	1,003.29	1,076.57	1,097.60	1,132.29	1,138.91	1,224.12	1,242.08	1,223.94	1,202.64
401-449 Construction - Construction		497.29	529.18	569.13	626.13	599.27	600.70	620.90	619.51	614.91	689.18	719.42	704.46	732.25
401-402	Bldg, developing & general contracting - Constructeurs, promoteurs et entrep. généraux	487.93	507.13	547.31	638.74	600.00	550.14	570.97	603.31	574.51	625.54	718.49	682.87	732.43
401	Residential building & development - Promotion et construction de bâtiments résidentiels	399.40	426.32	454.47	520.55	490.87	517.37	527.66	531.18	565.34	550.42	581.41	549.59	610.98
411-412	Industrial & heavy (engineering) construction - Constr. lourde et industrielle (génie)	579.35	635.82	705.81	772.91	748.75	798.87	816.04	779.15	785.89	858.63	906.08	917.31	865.66
411	Industrial const. (other than buildings) - Constr. industrielle (autre que bâtiment)	587.36	692.86	768.94	831.06	750.31	849.44	903.01	822.95	792.14	837.16	871.41	917.77	804.07
421-429	Trade contracting - Entrepreneurs spécialisés	473.69	498.82	529.18	569.58	548.52	562.99	578.66	561.57	567.82	625.53	643.00	631.33	687.79
041-449 Goods producing industries - Branches		590.85	619.80	650.06	688.52	723.31	737.17	756.51	765.80	767.82	808.65	832.68	848.54	854.05
491-499 productrices de biens		590.85	619.80	650.06	688.52	723.31	737.17	756.51	765.80	767.82	808.65	832.68	848.54	854.05
451-499 Transportation, storage, comm. & other utilities - Transp., entreposage, comm. et autres services publics		563.81	585.83	609.03	633.16	678.36	702.35	705.32	710.72	722.23	741.42	751.60	761.65	788.70
451-479	Transportation & storage - Transport et entreposage	532.45	558.12	575.33	604.96	642.68	668.32	677.04	691.21	698.86	724.21	745.42	764.49	804.05
451-459	Transportation - Transport	513.70	537.00	551.91	579.37	609.63	634.25	644.13	658.10	664.58	685.25	707.31	728.32	763.80
456	Truck transport - Camionnage	434.13	471.00	495.61	523.71	524.84	576.05	587.87	592.99	596.92	627.55	659.95	685.53	725.02
481-499	Communication & other utilities - Communications et autres services publics	607.47	624.70	656.48	676.16	727.80	749.50	746.83	737.54	755.65	768.31	761.80	756.95	763.47
481-484	Communication - Communications	581.96	596.86	629.93	646.01	699.86	709.37	689.65	681.42	706.89	724.85	710.41	702.07	708.54
482	Telecommunication carriers - Transmission des télécommunications	658.28	680.25	697.62	725.37	806.02	828.41	844.43	842.39	875.47	894.17
491-499	Other Utilities - Autres services publics	662.79	683.19	709.91	733.42	777.67	820.26	844.30	837.40	847.98	859.32	863.12	868.21	875.80
491	Electric power systems - Énergie électrique	717.72	741.18	773.97	802.79	847.77	898.24	922.93	928.74	952.38	976.04	967.38	964.17	985.57
501-692 Trade - Commerce		338.27	354.87	370.50	378.09	400.08	387.42	400.83	405.67	418.07	431.36	456.91	470.57	477.20
501-599	Wholesale Trade - Commerce de gros	465.71	486.75	519.74	539.11	549.17	563.11	574.87	590.04	622.30	626.63	649.93	673.81	679.67
571-579	Machinery, equipment & supplies - Machines, matériel et fournitures	522.22	544.48	580.76	608.90	633.24	637.16	668.03	688.94	702.69	723.01	720.70	737.11	744.44
601-692	Retail trade - Commerce de détail	285.29	298.58	308.43	309.91	329.07	307.95	320.94	319.91	321.74	337.02	357.51	363.44	372.10
601-603	Food, beverage and drug - Aliments, boissons et médicaments	281.85	293.54	306.17	313.23	323.56	318.14	305.48	288.01	284.51	295.35	300.08	301.68	300.49
601	Food stores - Magasins d'alimentation	306.94	322.85	341.38	329.04	322.81	306.47	287.06	278.36	279.79	290.02	291.52	291.17	286.51
611-615	Shoe, apparel, fabric & yarn - Chaussures, vêtements, tissus et filés	224.84	216.86	211.12	217.85	209.36	213.81	225.41	240.55	241.43	234.26	239.19	246.56	250.80
631-639	Auto vehicles, parts & access., sales & serv. - Véhicules autos, pièces & access., vente & serv.	368.87	385.55	384.89	386.62	430.04	384.78	419.28	425.92	437.37	467.42	530.01	527.32	523.93
641-641	General merchandise stores - Magasins de marchandises diverses	226.84	233.37	233.96	247.40	259.00	273.11	283.21	265.44	261.83	263.42	269.74	285.67	330.80

Table 2
Estimates of Average Weekly Earnings (including overtime), for All Employees,
by Industry, Canada, Provinces and Territories.

Tableau 2
Estimations de la rémunération hebdomadaire moyenne (incl.temps suppl.), pour
l'ensemble des salariés, par industrie, Canada, provinces et territoires.

SIC 1980 CTI	Industry Industrie	DOLLARS												
		1987	1988	1989	1990	1991	1992	1993	1994	1995	1996	1997	1998	1999
ALBERTA														
651-692	Other retail n.e.c. - Autres commerces de détail n.c.a.	\$251.92	\$259.58	\$284.67	\$274.78	\$272.28	\$253.89	\$283.70	\$289.27	\$291.49	\$315.78	\$311.25	\$323.77	\$355.49
701-761	Finance, insurance & real estate - Finances, assur. & affaires immobilières	467.06	462.85	479.20	498.94	520.53	566.15	584.15	579.80	597.07	646.67	682.63	731.75	747.28
701-749	Finance & insurance - Intermédiaires financiers et assurances	482.72	474.25	497.16	529.17	551.02	585.51	624.73	610.77	616.98	689.20	726.07	782.90	810.40
701-709	Deposit accepting intermediaries - Intermédiaires financiers de dépôts	446.33	456.65	474.23	491.07	504.94	509.10	510.49	521.80	540.76	564.00	584.55	622.62	664.72
701-702	Banks - Banques	449.83	462.08	480.03	496.81	507.44	511.95	517.19	526.87	548.20	569.22	582.45	604.26	640.44
721-729	Investment intermediaries - Intermédiaires d'investissement	479.74	420.66	431.33	498.93	515.36	590.09	616.55	582.22	580.48	666.48	683.23	749.25	800.83
731-733	Insurance - Assurances	535.42	576.87	581.13	610.03	655.95	660.81	683.79	701.63	744.44	759.71	769.99	835.33	886.17
751-759	Real estate operators (exc'l developers) - Services immobiliers (sauf lotisseurs)	374.60	359.68	357.54	364.54	392.92	414.19	409.98	444.53	454.94	490.15	504.95	486.05	453.64
761-761	Insurance & real estate agent - Agences d'assur. et agences immobilières	476.22	524.98	526.70	494.45	486.28	591.26	560.50	580.32	670.56	652.70	673.80	754.73	791.96
771-779	Comm., business & pers. services - Services socio-culturels, comm. et pers.	355.60	362.16	379.74	394.58	419.83	448.38	453.63	452.77	444.22	467.08	486.89	498.30	502.13
771-779	Business services - Services aux entreprises	404.64	424.08	473.85	529.52	572.18	581.93	576.13	598.96	605.56	670.56	736.69	762.88	760.56
851-859	Educational & related services - Services d'enseignement et services annexes	508.68	521.08	539.73	565.41	586.86	617.96	635.94	624.93	607.41	614.72	615.61	610.73	604.30
851	Elementary & secondary education - Enseignement élémentaire et secondaire	537.64	549.71	565.93	591.17	604.87	639.54	658.15	645.52	621.92	635.10	636.10	624.51	601.46
852	Post-second. non-university education - Enseignement postsecondaire non univers.	463.09	478.40	478.42	493.34	515.58	558.78	575.71	556.07	555.01	548.50	549.21	547.62	603.26
853	University education - Enseignement universitaire	497.54	513.00	555.02	597.96	622.81	638.91	658.38	657.35	651.02	645.61	654.11	682.71	693.57
854	Library services - Bibliothèques	300.80	295.99	304.16	317.01	331.70	363.15	339.86	355.04	333.90	371.40	352.50	250.62	181.27
861-869	Health & social services - Services de soins de santé et services sociaux	402.20	411.20	410.83	419.56	438.71	480.25	488.93	487.72	466.99	485.47	494.60	494.01	507.69
861	Hospitals - Hôpitaux	442.72	458.80	470.08	470.08	490.56	535.70	557.24	548.88	540.88	548.96	550.84	556.87	575.97
911-922	Accommodation, food & beverage services - Hébergement et restauration	167.37	167.77	185.45	190.24	206.40	211.60	209.35	215.62	219.96	227.65	222.04	224.74	219.78
911-914	Accommodation services - Services d'hébergement	211.48	208.78	209.28	216.67	240.46	255.64	253.07	263.94	284.74	299.24	295.16	268.74	261.42
911	Hotels, motels & tourist courts - Hôtels, motels et camps pour touristes	211.96	209.11	208.01	215.70	237.89	252.72	252.70	263.70	284.67	299.34	294.91	265.49	251.44
921-922	Food & beverage services - Services de la restauration	141.54	143.45	170.76	173.00	183.67	185.32	188.48	194.43	194.09	198.89	196.54	209.58	205.36
921	Food services - Services de restauration	142.14	144.07	171.49	173.84	183.27	185.62	189.00	194.21	193.76	198.44	197.06	211.91	208.02
961-999	Miscellaneous services - Services divers	281.72	288.97	303.08	301.06	298.92	325.73	335.69	347.12	354.63	366.89	392.49	409.65	420.14
991-999	Other services - Autres services	310.45	306.77	327.77	326.19	297.04	332.14	345.35	396.30	397.25	399.72	437.80	498.38	506.23
990	Other services n.e.c. - Autres services n.c.a.	309.67	316.48	343.78	339.89	317.97	350.87	408.16	485.01	461.25	467.50	517.42	583.89	593.53
812-837	Public administration - Administration publique	540.74	564.13	629.76	675.00	693.68	684.70	701.91	701.78	700.91	704.30	710.48	711.91	701.04
812-817	Federal administration (exc'l the military) - Administration fédérale (sauf la défense)	602.55	625.07	662.29	711.36	713.07	757.73	778.94	768.45	753.12	747.07	772.34	777.39	787.61
822-827	Provincial administration - Administration provinciale	496.23	537.66	636.75	674.68	710.49	668.90	669.74	668.60	656.96	679.81	682.60	698.94	649.28
832-837	Local administration - Administration locale	554.43	555.45	595.60	649.43	654.44	653.19	686.52	695.37	717.59	702.36	700.91	688.14	699.46

Annual Estimates of Employment, Earnings and Hours, 1987-1999, Statistics Canada
 Estimations annuelles de l'Emploi, des gains et de la durée du travail, 1987-1999, Statistique Canada

Table 2
Estimates of Average Weekly Earnings (including overtime), for All Employees,
by Industry, Canada, Provinces and Territories.

Tableau 2
Estimations de la rémunération hebdomadaire moyenne (incl. temps suppl.), pour
l'ensemble des salariés, par industrie, Canada, provinces et territoires.

SIC 1980 CTI	Industry Industrie	DOLLARS												
		1987	1988	1989	1990	1991	1992	1993	1994	1995	1996	1997	1998	1999
ALBERTA														
	451-484 Service producing industries - Branches 501-999 productrices de services	\$396.33	\$407.11	\$428.44	\$446.29	\$471.15	\$487.82	\$495.01	\$492.56	\$492.94	\$512.20	\$531.57	\$543.70	\$551.34
	041-999 Industrial aggregate - Ensemble des industries	442.05	457.48	480.06	502.97	529.46	543.77	552.87	553.75	554.00	577.65	600.47	615.01	621.99
BRITISH COLUMBIA COLOMBIE-BRITANNIQUE														
	041-051 Logging and forestry - Exploitation forestière et serv. forestiers	653.88	675.23	706.29	716.49	748.30	753.13	789.51	820.83	846.84	894.48	920.35	878.69	903.47
041	Logging - Exploitation forestière	690.33	728.49	772.28	777.79	784.71	797.12	834.63	872.53	904.67	924.99	955.11	924.22	950.52
	061-092 Mining (incl. milling), quarrying and oil wells Mines (y compris broyage), carrières et puits de pétrole	748.92	823.46	840.55	874.48	884.03	965.21	969.28	973.35	1,000.85	1,029.96	1,050.15	1,119.26	1,165.30
061-063	Mining - Mines	754.47	846.47	861.34	895.96	925.36	981.94	997.90	1,005.35	1,025.18	1,053.31	1,060.42	1,139.54	1,185.99
061	Metal mines - Mines de métaux	725.41	839.24	851.12	877.20	911.72	984.82	995.52	1,020.15	1,014.49	1,197.52	..
	101-399 Manufacturing - Industries manufacturières	557.76	565.44	601.60	628.96	651.27	668.66	689.61	702.16	734.31	772.53	771.87	783.34	775.09
	Non-durable goods - Biens non durables	550.37	558.45	598.31	621.86	645.32	654.09	681.97	681.72	719.68	719.07	714.17	707.71	715.02
	Durable goods - Biens durables	563.20	570.60	603.88	634.28	656.23	680.94	695.38	717.74	745.31	810.55	811.92	837.08	814.85
101-109	Food - Aliments	477.48	492.19	493.48	521.38	533.28	519.67	568.44	562.14	569.85	568.68	566.12	568.24	543.71
251-259	Wood - Bois	620.32	613.94	655.94	676.32	676.99	687.18	721.84	741.02	777.59	843.84	842.07	863.18	828.79
251	Sawmill, planing mill & shingle mill products - Scieries, ateliers de rabotage et usines de bardeaux	634.30	626.76	667.74	694.12	688.13	728.77	777.07	788.21	820.79	890.06	889.49	910.19	864.75
271-279	Paper & allied products - Papier et produits connexes	726.09	755.91	813.44	848.76	859.13	900.07	926.37	970.14	1,020.94	1,033.27	1,018.66	1,011.07	1,073.16
271	Pulp & paper - Pâtes et papiers	751.01	781.57	841.05	879.39	887.83	928.05	950.90	996.46	1,061.54	1,071.81	1,057.56	1,050.99	1,116.21
281-284	Printing, publishing & allied ind. - Imprimerie, édition et industries connexes	484.03	485.93	522.06	537.41	582.77	598.91	625.09	615.24	686.47	677.87	721.06	677.33	664.13
	401-449 Construction - Construction	509.71	527.72	574.51	598.48	605.68	612.93	609.51	664.57	688.16	686.84	707.64	724.01	697.13
401-402	Bldg, developing & general contracting - Constructeurs, promoteurs et entrep. généraux	440.64	450.38	504.14	550.06	565.59	553.65	559.37	646.82	652.04	670.72	695.39	732.92	722.21
401	Residential building & development - Promotion et construction de bâtiments résidentiels	422.29	433.84	477.80	520.68	513.24	515.68	521.63	607.96	610.67	609.93	633.87	664.20	644.95
411-412	Industrial & heavy (engineering) construction - Constr. lourde et industrielle (génie)	676.20	712.63	754.47	772.52	721.35	830.67	863.61	902.58	895.64	869.54	904.02	927.38	942.61
412	Highway & heavy constr. - Constr. de routes et constr. lourde	579.32	605.35	651.08	662.75	666.80	809.00	842.06	872.50	852.40	863.51	865.46	901.50	937.40
421-429	Trade contracting - Entrepreneurs spécialisés	480.98	495.86	550.69	570.35	586.00	605.61	604.68	641.67	668.76	648.63	661.95	669.20	642.97
441-449	Services incidental to construction - Services relatifs à la construction	537.91	560.48	602.61	643.51	648.63	530.95	516.33	587.37	630.55	724.27	772.40	807.72	691.26
	041-449 Goods producing industries - Branches 491-499 productrices de biens	572.11	586.21	621.45	646.07	667.45	681.17	696.42	721.81	753.40	781.69	790.02	800.19	792.80
	451-499 Transportation, storage, comm. & other utilities - Transp., entreposage, comm. et autres services publics	610.94	647.36	659.42	686.67	694.27	745.07	765.45	771.13	771.98	794.69	813.17	836.65	838.71

Table 2
Estimates of Average Weekly Earnings (including overtime), for All Employees,
by Industry, Canada, Provinces and Territories.

Tableau 2
Estimations de la rémunération hebdomadaire moyenne (incl.temps suppl.), pour
l'ensemble des salariés, par industrie, Canada, provinces et territoires.

SIC	Industry	DOLLARS												
		1987	1988	1989	1990	1991	1992	1993	1994	1995	1996	1997	1998	1999
1980														
CTI	Industrie													
BRITISH COLUMBIA														
COLOMBIE-BRITANNIQUE														
451-479	Transportation & storage - Transport et entreposage	\$616.98	\$660.66	\$668.04	\$695.77	\$701.20	\$750.52	\$775.78	\$778.66	\$776.93	\$807.01	\$816.87	\$845.36	\$835.36
451-459	Transportation - Transport	613.47	658.20	670.22	694.94	698.89	744.58	775.13	774.96	777.28	807.26	815.54	849.19	836.86
481-499	Communication & other utilities - Communications et autres services publics	598.73	621.37	641.10	669.25	681.83	735.91	748.09	757.72	763.22	773.34	806.09	820.50	844.85
481-484	Communication - Communications	568.49	590.62	605.73	624.65	638.66	692.97	695.69	717.24	712.64	704.60	739.18	752.81	775.76
482	Telecommunication carriers - Transmission des télécommunications	633.71	663.35	683.33	711.39	745.72	795.77	858.44	902.38
484	Postal & courier service - Services postaux et services de messagers	468.81	469.66	478.34	469.43	481.80	530.02	495.42	508.30	489.18	498.37	494.53	509.95	562.08
491-499	Other Utilities - Autres services publics	704.46	733.70	774.20	834.16	833.59	867.56	889.51	869.50	920.26	960.07	981.94	982.03	996.00
491	Electric power systems - Énergie électrique	765.01	794.34	813.00	870.75	868.54	917.72	944.41	914.03	994.60	1,038.77	1,062.03	1,025.63	1,014.58
501-692 Trade - Commerce		348.75	352.78	375.73	395.96	412.78	419.42	429.72	450.63	473.28	470.75	479.20	490.80	495.25
501-599	Wholesale Trade - Commerce de gros	497.67	502.82	532.37	554.06	565.40	580.47	597.23	614.41	648.88	645.24	661.52	675.94	687.68
521-524	Food, beverage, drug & tobacco - Produits alimentaires, boissons, médicaments et tabac	437.84	449.48	502.26	509.16	517.16	520.44	536.30	562.60	616.28	602.27	597.16	617.92	592.39
521	Food - Produits alimentaires	431.86	444.55	504.09	513.18	516.65	518.75	532.54	551.15	597.13	580.77	582.46	603.68	583.06
561-563	Metals, hardware, plumbing, heating & building materials - Métaux, quincaillerie, matér. de plomberie, de chauffage et de construction	477.21	477.73	502.86	539.58	553.01	558.51	582.93	580.14	617.17	614.25	631.66	613.86	624.87
563	Lumber & building materials - Bois et matériaux de construction	456.77	448.83	462.38	497.64	519.34	485.75	562.59	551.61	567.82	572.64	594.79	553.68	584.77
571-579	Machinery, equipment & supplies - Machines, matériel et fournitures	564.07	563.68	596.19	620.94	632.36	635.90	667.62	692.29	732.14	740.00	772.73	762.40	763.19
601-692	Retail trade - Commerce de détail	297.82	297.96	316.51	332.63	349.17	356.52	365.75	379.39	398.00	392.10	398.94	408.05	405.19
601-603	Food, beverage and drug - Aliments, boissons et médicaments	345.35	349.08	367.34	357.91	377.47	373.07	373.86	382.33	392.94	389.61	393.90	389.00	376.81
601	Food stores - Magasins d'alimentation	352.25	356.62	378.93	367.45	380.23	360.97	357.41	362.46	373.40	367.71	371.55	360.94	347.41
611-615	Shoe, apparel, fabric & yarn - Chaussures, vêtements, tissus et filés	221.35	217.86	202.15	217.98	242.43	230.69	230.42	264.43	274.83	268.81	267.75	266.19	280.72
613	Women's clothing stores - Magasins de vêtements pour dames	156.00	152.38	148.70	174.31	198.34	206.63	207.02	248.99	265.51	250.17	249.09	260.62	262.73
621-623	Household furniture, appliances & furnishings - Meubles, appareils et accessoires de maison	312.27	297.33	326.88	372.92	381.60	400.08	419.89	436.02	414.55	374.14	404.33	450.02	471.87
622	Appliance, TV, radio & stereo stores - Magasins ménagers, tv, radio & appar. stéréo	309.32	335.86	319.94	379.09	391.92	405.58	441.55	448.19	393.87	340.06	388.14	454.59	493.16
631-639	Auto vehicles, parts & access., sales & serv. - Véhicules autos, pièces & access., vente & serv.	346.78	343.72	377.73	405.99	424.28	419.50	434.74	479.66	515.88	535.91	543.11	573.10	571.95
641-641	General merchandise stores - Magasins de marchandises diverses	268.83	265.77	277.16	287.49	279.47	305.78	308.66	306.18	308.79	312.44	323.45	330.83	324.73
651-692	Other retail n.e.c. - Autres commerces de détail n.c.a.	223.70	229.67	257.04	272.06	285.75	299.39	324.98	324.08	372.84	345.21	343.70	339.92	342.01
701-761 Finance, insurance & real estate - Finances, assur. & affaires immobilières		494.93	498.38	542.38	539.91	559.81	587.91	638.08	662.61	655.89	728.85	756.66	730.44	745.58
701-749	Finance & insurance - Intermédiaires financiers et assurances	516.06	503.82	532.94	546.54	575.56	594.74	673.87	690.79	690.96	779.51	799.37	775.22	793.48
701-709	Deposit accepting intermediaries - Intermédiaires financiers de dépôts	482.36	465.34	475.60	490.24	511.66	527.32	535.99	546.93	565.44	604.84	629.93	660.34	690.20
701-702	Banks - Banques	481.30	466.43	477.63	492.83	513.48	531.01	539.19	548.59	564.83	602.83	608.61	629.16	659.32
721-729	Investment intermediaries - Intermédiaires d'investissement	559.13	545.19	518.34	514.99	495.69	468.40	602.64	632.78	648.75	768.79	769.57	670.90	720.48
731-733	Insurance - Assurances	585.87	625.26	662.29	697.18	717.22	739.81	806.49	813.03	838.08	882.52	898.88	924.41	947.20

Table 2
Estimates of Average Weekly Earnings (including overtime), for All Employees,
by Industry, Canada, Provinces and Territories.

Tableau 2
Estimations de la rémunération hebdomadaire moyenne (incl.temps suppl.), pour
l'ensemble des salariés, par industrie, Canada, provinces et territoires.

SIC 1980 CTI	Industry Industrie	DOLLARS												
		1987	1988	1989	1990	1991	1992	1993	1994	1995	1996	1997	1998	1999
BRITISH COLUMBIA COLOMBIE-BRITANNIQUE														
751-759	Real estate operators (exc'l developers) - Services immobiliers (sauf lotisseurs)	\$376.96	\$396.34	\$437.03	\$441.17	\$424.05	\$409.81	\$456.53	\$547.49	\$530.50	\$578.72	\$638.75	\$588.98	\$574.52
761-761	Insurance & real estate agent - Agences d'assur. et agences immobilières	489.78	538.65	640.86	587.11	610.72	675.87	641.40	648.99	629.51	665.58	689.38	675.09	711.61
771-779	Comm., business & pers. services - Services	370.09	379.13	402.70	422.86	449.44	462.64	466.67	482.95	505.84	517.70	519.69	522.60	536.78
851-999	socio-culturels, comm. et pers.	459.34	494.07	521.88	555.10	586.03	586.60	579.37	615.95	678.42	677.27	687.88	704.14	721.08
771-779	Business services - Services aux entreprises	541.70	550.92	560.83	590.77	621.24	659.48	659.32	671.25	676.21	681.34	673.17	678.11	702.20
851-859	Educational & related services - Services d'enseignement et services annexes	623.36	629.50	646.66	679.24	710.36	733.68	707.58	723.67	726.38	725.88	717.71	728.22	760.09
851	Elementary & secondary education - Enseignement élémentaire et secondaire	434.65	458.14	466.99	501.05	558.47	637.81	682.22	652.45	646.23	666.64	657.30	659.30	633.20
852	Post-second. non-university education - Enseignement postsecondaire non univers.	450.39	453.88	455.87	469.55	488.14	531.96	564.92	579.50	600.56	606.30	599.28	593.96	632.31
853	University education - Enseignement universitaire	374.64	387.28	410.00	451.19	476.70	496.60	519.37	525.35	545.48	557.29	567.33	576.49	591.06
861-869	Health & social services - Services de soins de santé et services sociaux	442.75	455.28	477.97	516.41	548.37	567.42	591.19	609.29	622.72	633.88	642.57	664.55	707.78
861	Hospitals - Hôpitaux	208.04	204.74	211.19	228.05	220.84	220.60	230.13	241.91	244.46	266.05	266.49	254.00	244.33
911-922	Accommodation, food & beverage services - Hébergement et restauration	246.37	254.72	262.78	303.34	292.87	287.76	307.77	322.72	331.20	353.71	361.80	342.63	342.26
911-914	Accommodation services - Services d'hébergement	248.26	255.55	268.46	304.26	293.53	285.32	309.65	319.29	328.26	353.07	362.83	349.38	362.47
911	Hotels, motels & tourist courts - Hôtels, motels et camps pour touristes	195.00	188.38	195.39	199.14	197.68	199.85	206.48	215.48	219.27	237.66	237.99	229.27	220.36
921-922	Food & beverage services - Services de la restauration	189.55	182.75	190.05	192.99	190.91	195.62	203.58	212.03	217.52	236.48	236.28	228.27	219.78
921	Food services - Services de restauration	289.89	279.78	320.24	322.37	367.77	373.89	385.27	405.99	415.78	432.74	437.35	423.79	436.88
961-999	Miscellaneous services - Services divers	550.65	569.33	647.28	683.37	709.85	740.07	775.58	792.65	800.78	794.50	784.40	780.20	796.94
812-837	Public administration - Administration publique	625.10	644.83	693.37	733.55	745.04	786.60	807.08	811.62	804.56	784.52	790.66	794.44	821.38
812-817	Federal administration (exc'l the military) - Administration fédérale (sauf la défense)	452.53	471.58	612.37	630.71	685.22	709.14	749.33	760.84	807.27	832.29	822.23	819.73	822.59
822-827	Provincial administration - Administration provinciale	541.76	558.97	622.21	672.10	689.37	711.97	763.26	800.89	790.43	773.02	749.06	737.42	753.32
832-837	Local administration - Administration locale	416.80	425.36	454.48	470.73	493.80	508.95	521.63	539.55	554.76	563.70	569.54	573.19	582.95
451-484	Service producing industries - Branches	454.22	464.44	494.93	512.04	531.80	545.89	558.18	577.92	594.69	607.54	614.17	618.62	624.75
501-999	productrices de services	532.09	517.48	623.75	633.58	717.35	721.89	720.37	732.51	718.60	785.60	750.97	727.63	..
041-999	Industrial aggregate - Ensemble des industries	670.06	707.20	713.52	735.16	760.36	803.45	822.27	870.94	883.01	939.54	943.77	851.46	884.22
YUKON														
401-449	Construction - Construction	651.23	679.06	707.67	715.37	776.04	825.75	806.26	788.66	808.94	821.62	805.20	811.66	889.88
041-499	Goods producing industries - Branches													
491-499	productrices de biens													
451-499	Transportation, storage, comm. & other utilities - Transp., entreposage, comm. et autres services publics													

Table 2
Estimates of Average Weekly Earnings (including overtime), for All Employees,
by Industry, Canada, Provinces and Territories.

Tableau 2
Estimations de la rémunération hebdomadaire moyenne (incl.temps suppl.), pour
l'ensemble des salariés, par industrie, Canada, provinces et territoires.

SIC 1980 CTI	Industry Industrie	DOLLARS												
		1987	1988	1989	1990	1991	1992	1993	1994	1995	1996	1997	1998	1999
YUKON														
451-479	Transportation & storage - Transport et entreposage	\$645.79	\$670.76	\$701.78	\$706.62	\$721.68	\$757.82	\$784.82	\$782.49	\$811.24	\$852.69	\$812.46	\$801.28	\$857.59
481-499	Communication & other utilities - Communications et autres services publics	666.15	699.66	724.01	731.17	839.34	908.35	827.04	794.84	806.59	797.08	799.78	823.09	927.34
501-692 Trade - Commerce		379.59	375.65	389.55	428.95	454.67	457.57	462.83	501.60	505.06	495.67	512.39	490.96	463.84
771-779 Comm., business & pers. services - Services		343.44	355.18	391.67	420.80	489.15	527.23	542.76	565.47	539.62	563.80	570.97	539.34	524.31
851-999	socio-culturels, comm. et pers.													
851-859	Educational & related services - Services d'enseignement et services annexes	743.83	746.04	767.93	757.59	740.35	785.43	823.80	842.50	799.03	816.35	823.68	797.49	793.41
851	Elementary & secondary education - Enseignement élémentaire et secondaire	928.74	863.69	844.49	805.31	764.77	836.99	855.13	871.99	855.66	889.92
861-869	Health & social services - Services de soins de santé et services sociaux	306.00	319.32	355.43	398.35	556.97	643.32	634.74	670.33	662.70	666.79	665.98	661.09	615.74
911-922	Accommodation, food & beverage services - Hébergement et restauration	209.21	226.35	243.45	264.46	267.32	278.04	290.53	316.71	312.27	344.51	350.34	324.51	322.72
911-914	Accommodation services - Services d'hébergement	244.84	245.17	259.21	268.51	282.87	299.88	317.70	349.65	350.31	383.09	398.58	362.40	350.92
911	Hotels, motels & tourist courts - Hôtels, motels et camps pour touristes	247.05	243.94	259.17	265.24	280.80	295.59	315.02	340.68	340.25	378.26	387.85	..	342.25
812-837 Public administration - Administration publique		563.55	698.32	705.72	747.74	789.09	852.56	869.94	846.02	830.97	799.09	812.82	814.76	820.59
812-817	Federal administration (exc'l the military) - Administration fédérale (sauf la défense)	594.21	660.26	694.61	744.74	745.69	782.55	800.68	728.08	673.87	693.16	749.04	763.94	794.85
822-827	Provincial administration - Administration provinciale	573.56	780.86	720.89	754.35	828.02	906.89	926.91	915.17	913.67	904.03	904.86	892.47	912.27
451-484 Service producing industries - Branches		469.67	516.85	542.01	570.10	618.94	657.91	660.15	661.64	647.09	648.22	662.24	651.92	654.91
501-999 productrices de services														
041-999 Industrial aggregate - Ensemble des industries		500.06	547.73	569.74	593.85	638.53	680.74	681.52	688.98	679.66	694.80	706.18	676.74	681.34
NORTHWEST TERRITORIES & NUNAVUT TERRITOIRES DU NORD-OUEST ET NUNAVUT														
401-449 Construction - Construction		557.09	592.24	603.97	632.85	639.36	648.77	672.23	683.94	703.08	718.61	746.34	763.43	807.46
041-449 Goods producing industries - Branches		813.43	859.83	900.11	979.72	992.17	931.97	899.64	877.77	900.79	940.26	966.82	981.10	1,095.55
491-499 productrices de biens														
451-499 Transportation, storage, comm. & other utilities - Transp., entreposage, comm. et autres services publics		640.90	665.84	704.00	737.49	778.98	830.18	791.27	769.10	805.71	838.43	855.33	850.14	814.69
451-479	Transportation & storage - Transport et entreposage	616.77	624.94	672.44	695.26	733.51	727.64	685.69	661.20	724.33	765.59	782.40	767.96	735.55
481-499	Communication & other utilities - Communications et autres services publics	694.93	759.14	778.67	831.89	882.17	998.12	957.71	944.07	931.28	978.80	1,017.33	1,025.17	1,009.00
501-692 Trade - Commerce		284.23	293.48	315.86	345.74	386.78	408.19	407.06	429.81	436.65	423.51	438.94	419.31	425.02
601-603	Food, beverage and drug - Aliments, boissons et médicaments	243.47	250.97	272.30	290.88	298.43	306.59	304.86	355.25	389.83	339.04	370.45	395.79	375.23

Table 2
Estimates of Average Weekly Earnings (including overtime), for All Employees,
by Industry, Canada, Provinces and Territories.

Tableau 2
Estimations de la rémunération hebdomadaire moyenne (incl.temps suppl.), pour
l'ensemble des salariés, par industrie, Canada, provinces et territoires.

SIC 1980 CTI	Industry Industrie	DOLLARS												
		1987	1988	1989	1990	1991	1992	1993	1994	1995	1996	1997	1998	1999
NORTHWEST TERRITORIES & NUNAVUT TERRITOIRES DU NORD-OUEST ET NUNAVUT														
701-761 Finance, insurance & real estate - Finances, assur. & affaires immobilières														
		\$546.58	\$596.19	\$616.07	\$636.20	\$675.37	\$725.27	\$715.63	\$770.40	\$771.36	\$812.20	\$783.33	\$755.64	\$727.32
751-761	Real estate operators & insurance agent - Services immobiliers & agences d'assurances	557.63	589.14	607.80	628.17	692.95	740.13	724.81	784.19	778.17	831.87	811.53	756.24	729.43
751-759	Real estate operators (exc'l developers) - Services immobiliers (sauf lotisseurs)	552.88	591.02	610.01	617.57	688.34	729.17	720.21	780.91	787.99	827.71	812.32	734.61	701.35
771-779 Comm., business & pers. services - Services 851-999 socio-culturels, comm. et pers.														
851-859	Educational & related services - Services d'enseignement et services annexes	648.13	688.29	723.51	768.10	771.54	791.97	800.48	808.85	802.93	752.46	784.31	798.57	794.56
861-869	Health & social services - Services de soins de santé et services sociaux	534.52	569.94	602.33	637.42	679.15	707.59	684.54	674.90	677.69	698.39	721.61	721.90	751.07
861	Hospitals - Hôpitaux	557.54	617.94	660.33	716.90	756.31	782.16	779.91	776.27	834.54	..	909.47
911-922	Accommodation, food & beverage services - Hébergement et restauration	152.95	180.72	263.01	273.58	325.54	355.47	341.88	361.23	334.60	354.49	335.47	308.92	309.25
911-914	Accommodation services - Services d'hébergement	137.31	175.15	266.53	279.71	293.65	329.01	316.48	347.92	343.99	404.10	382.76	346.88	340.37
921-922	Food & beverage services - Services de la restauration	191.33	195.16	251.90	255.63	379.24	390.82	376.96	383.96	322.16	304.66	279.93	253.52	264.40
921	Food services - Services de restauration	194.96	198.67	256.29	259.67	382.05	393.05	389.79	389.62	325.96	304.45	288.75	257.18	264.43
812-837 Public administration - Administration publique														
812-817	Federal administration (exc'l the military) - Administration fédérale (sauf la défense)	622.41	655.28	694.36	736.25	735.35	764.42	766.45	715.19	690.14	696.69	747.01	797.36	892.84
822-827	Provincial administration - Administration provinciale	757.46	856.90	809.32	823.96	888.08	923.31	954.01	957.42	970.02	986.90	964.87	973.92	972.79
832-837	Local administration - Administration locale	416.87	488.35	507.91	556.70	577.45	556.70	620.49	648.94	673.69	675.11	649.78	697.36	737.46
451-484 Service producing industries - Branches 501-999 productrices de services														
501-999	Industrial aggregate - Ensemble des industries	514.68	549.86	579.15	603.55	653.45	671.96	668.38	670.58	674.49	679.89	675.24	678.46	692.37
		566.25	604.48	631.84	663.94	703.62	710.52	701.63	703.23	709.91	721.00	725.72	726.71	762.71

Annual Estimates of Employment, Earnings and Hours, 1987-1999, Statistics Canada
Estimations annuelles de l'Emploi, des gains et de la durée du travail, 1987-1999, Statistique Canada

**ELECTRONIC PUBLICATIONS
PUBLICATIONS ÉLECTRONIQUES**
AVAILABLE AT | DISPONIBLES À
www.statcan.ca



Table 3A

Tableau 3A

Estimates of Total Weekly Payrolls, for All Employees, for Selected industries, Canada, Provinces and Territories.

Estimations de la rémunération hebdomadaire brute, pour l'ensemble des salariés, pour une sélection d'industries, au Canada, et dans les provinces et territoires.

Canada, Provinces and Territories/
Canada, Provinces et Territoires

Page

78

Table 3A
Estimates of Total Weekly Payrolls, for All Employees, for Selected Industries,
Canada, Provinces and Territories.

Tableau 3A
Estimations de la rémunération brute, pour l'ensemble des salariés, pour une
sélection d'industries, Canada, provinces et territoires.

SIC 1980 CTI	Industry Industrie	DOLLARS IN THOUSANDS - DOLLARS EN MILLIERS												
		1987	1988	1989	1990	1991	1992	1993	1994	1995	1996	1997	1998	1999
CANADA														
041-051	Logging and forestry - Exploitation forestière et serv. forestiers	38,850	39,317	43,250	40,598	42,446	42,620	46,073	48,158	50,201	50,570	53,055	51,196	50,428
061-092	Mining (incl. milling), quarrying and oil wells Mines (y compris broyage), carrières et puits de pétrole	114,318	126,554	130,896	135,326	136,343	123,672	118,952	131,684	133,228	136,368	151,665	158,627	151,959
101-399	Manufacturing - Industries manufacturières	1,014,647	1,084,107	1,158,758	1,145,065	1,070,502	1,058,003	1,082,588	1,134,914	1,178,848	1,245,261	1,326,334	1,415,525	1,446,506
401-449	Construction - Construction	287,506	315,792	366,504	380,189	323,282	295,052	284,689	299,382	309,683	316,863	336,250	348,083	366,508
041-449	Goods producing industries - Branches													
491-499	productrices de biens	1,538,515	1,655,890	1,795,856	1,808,834	1,690,311	1,642,019	1,655,865	1,736,974	1,792,623	1,866,256	1,986,642	2,099,694	2,144,194
451-499	Transportation, storage, comm. & other utilities - Transp., entreposage, comm. et autres services publics	484,618	512,980	554,969	584,394	591,479	602,271	602,539	614,561	625,083	617,189	642,452	669,138	684,276
501-692	Trade - Commerce	637,364	681,090	740,210	809,348	784,413	776,058	798,490	827,136	877,367	900,462	959,974	1,007,418	1,040,265
701-761	Finance, insurance & real estate - Finances, assur. & affaires immobilières	326,453	368,248	399,164	402,886	410,712	422,430	435,643	431,945	441,168	479,084	522,613	542,215	550,056
771-779	Comm., business & pers. services - Services													
851-999	socio-culturels, comm. et pers.	1,349,976	1,464,119	1,612,048	1,754,744	1,813,161	1,862,092	1,922,369	1,983,116	2,054,106	2,133,317	2,212,006	2,272,214	2,337,378
812-837	Public administration - Administration publique	397,452	419,841	456,987	503,078	524,037	542,639	548,238	547,985	535,873	513,280	498,723	493,870	501,580
451-484	Service producing industries - Branches													
501-999	productrices de services	3,112,668	3,356,159	3,666,930	3,946,794	4,006,064	4,082,817	4,183,717	4,281,907	4,412,934	4,526,138	4,716,431	4,858,591	4,984,762
041-999	Industrial aggregate - Ensemble des industries	4,651,184	5,012,049	5,462,786	5,755,628	5,696,374	5,724,836	5,839,582	6,018,882	6,205,557	6,392,394	6,703,072	6,958,286	7,128,956
NEWFOUNDLAND TERRE-NEUVE														
041-051	Logging and forestry - Exploitation forestière et serv. forestiers	732	788	798	844	808	840	793	990	1,066	1,062	1,331	1,058	925
061-092	Mining (incl. milling), quarrying and oil wells Mines (y compris broyage), carrières et puits de pétrole	1,981	2,484	2,677	2,886	2,622	2,235	2,286	2,612	2,519	2,614	3,035	3,699	3,665
101-399	Manufacturing - Industries manufacturières	7,553	8,371	8,878	8,405	7,736	6,958	6,467	6,519	6,982	7,165	7,801	9,238	10,275
401-449	Construction - Construction	2,795	3,597	4,430	4,134	3,728	3,952	5,424	7,634	7,678	6,888	3,165	3,070	3,063
041-449	Goods producing industries - Branches													
491-499	productrices de biens	14,613	16,978	18,711	18,375	17,068	16,124	16,997	20,007	20,448	19,852	17,562	19,458	20,581
451-499	Transportation, storage, comm. & other utilities - Transp., entreposage, comm. et autres services publics	6,665	7,064	7,749	8,501	8,458	8,461	8,185	8,470	8,489	8,226	8,545	8,776	9,752

Annual Estimates of Employment, Earnings and Hours, 1987-1999, Statistics Canada
 Estimations annuelles de l'Emploi, des gains et de la durée du travail, 1987-1999, Statistique Canada

Table 3A
Estimates of Total Weekly Payrolls, for All Employees, for Selected Industries,
Canada, Provinces and Territories.

Tableau 3A
Estimations de la rémunération brute, pour l'ensemble des salariés, pour une
sélection d'industries, Canada, provinces et territoires.

SIC 1980 CTI	Industry Industrie	DOLLARS IN THOUSANDS - DOLLARS EN MILLIERS												
		1987	1988	1989	1990	1991	1992	1993	1994	1995	1996	1997	1998	1999
NEWFOUNDLAND TERRE-NEUVE														
501-692	Trade - Commerce	7,070	8,024	8,980	9,907	9,244	8,844	8,908	9,927	10,039	10,345	10,967	11,730	12,233
701-761	Finance, insurance & real estate - Finances, assur. & affaires immobilières	1,986	2,086	2,272	2,691	2,921	3,055	2,968	3,328	3,485	3,543	3,901	3,618	3,634
771-779 851-999	Comm., business & pers. services - Services socio-culturels, comm. et pers.	20,473	22,418	24,496	25,761	26,046	26,246	27,295	26,825	27,276	26,805	26,931	27,725	28,945
812-837	Public administration - Administration publique	8,418	8,922	9,828	10,846	11,219	11,265	11,343	10,891	11,105	10,981	10,136	9,894	9,837
451-484 501-999	Service producing industries - Branches productrices de services	43,059	46,777	51,398	55,601	55,714	55,731	56,673	57,190	58,191	57,778	58,249	59,350	61,748
041-999	Industrial aggregate - Ensemble des industries	57,672	63,755	70,109	73,976	72,782	71,855	73,669	77,197	78,639	77,630	75,811	78,808	82,328
PRINCE EDWARD ISLAND ILE-DU-PRINCE-ÉDOUARD														
101-399	Manufacturing - Industries manufacturières	1,045	1,184	1,320	1,365	1,328	1,508	1,457	1,540	1,796	2,278	3,082	3,294	3,027
401-449	Construction - Construction	761	944	929	1,116	998	1,044	1,045	1,070	2,467	3,546	1,493	1,598	..
041-449 491-499	Goods producing industries - Branches productrices de biens	2,018	2,359	2,493	2,755	2,620	2,859	2,852	2,965	4,589	6,139	4,847	5,178	5,841
451-499	Transportation, storage, comm. & other utilities - Transp., entreposage, comm. et autres services publics	1,498	1,600	1,622	1,698	1,775	1,813	1,884	1,795	1,760	1,696	1,763	1,900	1,901
501-692	Trade - Commerce	1,947	2,058	2,215	2,395	2,133	2,089	2,331	2,340	2,563	2,798	2,740	2,666	2,856
701-761	Finance, insurance & real estate - Finances, assur. & affaires immobilières	625	712	710	743	702	905	993	1,030	1,085	1,009	1,206	1,493	1,432
771-779 851-999	Comm., business & pers. services - Services socio-culturels, comm. et pers.	4,209	4,764	5,279	5,754	6,002	6,193	6,380	6,458	6,885	7,591	7,738	8,182	8,877
812-837	Public administration - Administration publique	2,854	2,938	2,913	3,296	3,399	3,571	3,525	3,625	3,536	3,542	3,521	3,588	3,705
451-484 501-999	Service producing industries - Branches productrices de services	10,956	11,882	12,532	13,658	13,762	14,312	14,830	14,978	15,591	16,426	16,778	17,599	18,545
041-999	Industrial aggregate - Ensemble des industries	12,974	14,241	15,025	16,413	16,382	17,172	17,681	17,943	20,180	22,565	21,625	22,777	24,386
NOVA SCOTIA NOUVELLE-ÉCOSSE														
041-051	Logging and forestry - Exploitation forestière et serv. forestiers	754	830	912	1,031	814	820	943	1,210	1,135	1,070	1,229	989	1,008

Annual Estimates of Employment, Earnings and Hours, 1987-1999, Statistics Canada
 Estimations annuelles de l'Emploi, des gains et de la durée du travail, 1987-1999, Statistique Canada

Table 3A
Estimates of Total Weekly Payrolls, for All Employees, for Selected Industries,
Canada, Provinces and Territories.

Tableau 3A
Estimations de la rémunération brute, pour l'ensemble des salariés, pour une
sélection d'industries, Canada, provinces et territoires.

SIC 1980 CTI	Industry Industrie	DOLLARS IN THOUSANDS - DOLLARS EN MILLIERS												
		1987	1988	1989	1990	1991	1992	1993	1994	1995	1996	1997	1998	1999
NOVA SCOTIA NOUVELLE-ÉCOSSE														
061-092	Mining (incl. milling), quarrying and oil wells Mines (y compris broyage), carrières et puits de pétrole	3,042	3,123	2,531	2,921	3,111	2,836	2,789	3,115	2,930	2,329	2,442	2,231	2,233
101-399	Manufacturing - Industries manufacturières	17,593	19,337	20,139	20,209	19,577	20,469	19,680	20,493	21,469	22,371	23,653	26,230	27,739
401-449	Construction - Construction	6,820	7,531	9,411	9,815	8,527	7,166	7,462	6,953	7,214	7,328	8,511	8,763	9,212
041-449	Goods producing industries - Branches													
491-499	productrices de biens	29,788	32,466	34,747	36,069	34,099	33,311	32,917	33,929	35,061	35,360	37,909	40,187	42,064
451-499	Transportation, storage, comm. & other utilities - Transp., entreposage, comm. et autres services publics	12,694	12,903	13,617	14,806	14,195	14,343	14,399	14,729	14,261	14,630	15,364	15,531	16,170
501-692	Trade - Commerce	12,897	14,311	17,036	19,033	18,126	18,078	19,291	20,298	21,237	21,479	23,374	25,359	27,114
701-761	Finance, insurance & real estate - Finances, assur. & affaires immobilières	5,677	6,365	7,071	7,560	7,729	8,173	8,436	8,812	9,259	9,771	10,334	10,333	10,811
771-779	Comm., business & pers. services - Services													
851-999	socio-culturels, comm. et pers.	35,693	38,995	42,519	45,068	47,770	48,801	49,774	50,812	50,811	52,715	54,773	56,067	57,413
812-837	Public administration - Administration publique	15,297	15,875	17,299	19,268	19,646	19,589	20,079	19,544	18,928	18,526	17,555	17,367	18,354
451-484	Service producing industries - Branches													
501-999	productrices de services	80,679	86,803	95,787	103,640	105,395	106,964	109,934	112,036	112,181	114,859	119,325	122,683	127,990
041-999	Industrial aggregate - Ensemble des industries	110,468	119,269	130,535	139,709	139,494	140,275	142,851	145,965	147,243	150,219	157,234	162,870	170,054
NEW BRUNSWICK NOUVEAU-BRUNSWICK														
041-051	Logging and forestry - Exploitation forestière et serv. forestiers	1,974	2,386	2,579	2,148	2,689	2,279	2,507	2,082	2,820	2,604	3,070	2,392	2,082
061-092	Mining (incl. milling), quarrying and oil wells Mines (y compris broyage), carrières et puits de pétrole	2,164	2,245	2,394	1,954	1,968	2,072	2,007	1,996	2,352	2,518	2,716	2,705	2,881
101-399	Manufacturing - Industries manufacturières	16,402	18,353	19,741	19,601	18,990	19,182	18,797	19,143	20,160	19,383	21,212	23,241	24,145
401-449	Construction - Construction	4,724	5,919	7,942	7,957	7,766	7,250	7,130	6,699	6,716	7,088	6,912	7,245	7,941
041-449	Goods producing industries - Branches													
491-499	productrices de biens	27,494	31,227	35,280	34,626	34,586	34,062	33,821	32,987	35,201	34,346	37,118	38,490	40,344
451-499	Transportation, storage, comm. & other utilities - Transp., entreposage, comm. et autres services publics	11,785	11,677	12,769	13,430	13,891	14,253	14,744	14,529	15,117	15,699	15,281	14,804	15,669
501-692	Trade - Commerce	10,748	11,599	12,554	14,017	14,795	13,935	14,650	15,964	16,748	17,424	18,635	19,641	20,434

Annual Estimates of Employment, Earnings and Hours, 1987-1999, Statistics Canada
 Estimations annuelles de l'Emploi, des gains et de la durée du travail, 1987-1999, Statistique Canada

Table 3A
Estimates of Total Weekly Payrolls, for All Employees, for Selected Industries,
Canada, Provinces and Territories.

Tableau 3A
Estimations de la rémunération brute, pour l'ensemble des salariés, pour une
sélection d'industries, Canada, provinces et territoires.

SIC 1980 CTI	Industry Industrie	DOLLARS IN THOUSANDS - DOLLARS EN MILLIERS												
		1987	1988	1989	1990	1991	1992	1993	1994	1995	1996	1997	1998	1999
NEW BRUNSWICK														
NOUVEAU-BRUNSWICK														
701-761	Finance, insurance & real estate - Finances, assur. & affaires immobilières	4,488	4,559	4,892	5,122	5,179	4,989	5,065	5,243	5,881	5,958	6,877	7,334	7,635
771-779	Comm., business & pers. services - Services socio-culturels, comm. et pers.	26,505	28,288	31,116	34,688	36,293	36,792	38,396	38,807	39,227	40,241	42,678	44,081	44,765
812-837	Public administration - Administration publique	11,272	11,534	12,444	13,401	14,187	14,616	15,443	14,720	15,493	15,524	13,852	13,999	15,077
451-484	Service producing industries - Branches	62,569	65,332	71,150	77,693	81,172	81,308	84,918	86,197	89,314	92,095	94,116	96,951	100,285
501-999	productrices de services													
041-999	Industrial aggregate - Ensemble des industries	90,062	96,559	106,430	112,320	115,758	115,370	118,739	119,184	124,515	126,440	131,234	135,441	140,629
QUÉBEC														
041-051	Logging and forestry - Exploitation forestière et serv. forestiers	8,771	8,554	9,723	9,213	9,082	9,487	10,130	10,044	9,693	9,809	11,227	11,771	10,035
061-092	Mining (incl. milling), quarrying and oil wells - Mines (y compris broyage), carrières et puits de pétrole	11,025	12,048	12,097	13,114	12,885	12,444	11,002	12,542	12,429	12,669	14,030	14,960	13,846
101-399	Manufacturing - Industries manufacturières	253,885	271,976	289,779	288,918	279,410	273,204	280,558	279,313	292,601	308,636	328,682	359,982	377,091
401-449	Construction - Construction	75,447	83,616	96,530	92,311	73,788	63,839	65,406	70,396	71,200	66,642	67,911	71,453	71,584
041-449	Goods producing industries - Branches	370,509	400,003	432,657	429,547	405,474	390,559	400,649	405,717	419,000	427,607	449,543	488,748	503,527
491-499	productrices de biens													
451-499	Transportation, storage, comm. & other utilities - Transp., entreposage, comm. et autres services publics	119,114	125,628	133,982	138,449	143,268	146,021	147,324	153,148	155,746	146,835	143,815	150,398	155,024
501-692	Trade - Commerce	157,841	167,959	177,871	197,311	185,644	174,865	181,973	189,395	197,848	201,377	213,471	219,185	222,658
701-761	Finance, insurance & real estate - Finances, assur. & affaires immobilières	76,351	90,376	95,221	95,474	102,139	103,264	97,173	92,059	92,225	97,272	106,735	108,837	108,301
771-779	Comm., business & pers. services - Services socio-culturels, comm. et pers.	340,297	376,301	410,828	442,253	457,456	466,163	468,665	469,894	481,440	491,904	504,780	501,337	498,673
812-837	Public administration - Administration publique	104,674	108,591	112,376	125,320	129,004	134,253	134,229	133,716	129,024	123,343	120,958	119,734	120,816
451-484	Service producing industries - Branches	776,897	845,046	905,751	972,817	987,202	992,981	995,812	1,004,790	1,023,205	1,030,880	1,062,066	1,068,910	1,074,500
501-999	productrices de services													
041-999	Industrial aggregate - Ensemble des industries	1,147,406	1,245,049	1,338,407	1,402,364	1,392,676	1,383,540	1,396,460	1,410,507	1,442,206	1,458,487	1,511,609	1,557,658	1,578,027

Annual Estimates of Employment, Earnings and Hours, 1987-1999, Statistics Canada
Estimations annuelles de l'Emploi, des gains et de la durée du travail, 1987-1999, Statistique Canada

Table 3A
Estimates of Total Weekly Payrolls, for All Employees, for Selected Industries,
Canada, Provinces and Territories.

Tableau 3A
Estimations de la rémunération brute, pour l'ensemble des salariés, pour une
sélection d'industries, Canada, provinces et territoires.

SIC 1980 CTI	Industry Industrie	DOLLARS IN THOUSANDS - DOLLARS EN MILLIERS												
		1987	1988	1989	1990	1991	1992	1993	1994	1995	1996	1997	1998	1999
ONTARIO														
041-051	Logging and forestry - Exploitation forestière et serv. forestiers	8,703	8,098	8,371	7,833	7,295	8,065	7,652	7,510	7,770	6,921	6,768	7,668	7,446
061-092	Mining (incl. milling), quarrying and oil wells Mines (y compris broyage), carrières et puits de pétrole	20,414	23,119	24,515	23,596	20,354	19,816	20,534	19,167	22,060	22,999	23,017	20,975	19,715
101-399	Manufacturing - Industries manufacturières	540,892	573,870	614,503	591,053	544,773	537,154	549,928	591,808	611,767	641,667	682,401	721,131	728,689
401-449	Construction - Construction	127,895	138,471	158,041	161,890	136,941	117,980	103,937	106,336	110,420	115,378	124,345	126,067	141,341
041-449	Goods producing industries - Branches													
491-499	productrices de biens	734,073	783,047	848,343	833,897	762,665	737,923	734,427	776,561	801,715	837,700	890,304	932,855	954,410
451-499	Transportation, storage, comm. & other utilities - Transp., entreposage, comm. et autres services publics	172,764	185,438	202,670	217,206	217,543	223,347	218,876	218,635	219,572	226,626	243,474	257,688	257,526
501-692	Trade - Commerce	264,215	281,987	314,251	340,758	325,114	333,276	336,987	341,347	360,550	372,591	396,337	417,514	436,326
701-761	Finance, insurance & real estate - Finances, assur. & affaires immobilières	161,147	184,778	200,281	197,080	193,388	197,814	206,235	205,075	209,956	232,623	252,933	265,350	267,945
771-779	Comm., business & pers. services - Services	557,487	600,138	663,002	723,337	743,716	756,637	788,165	814,540	844,100	865,014	890,650	920,031	962,640
851-999	socio-culturels, comm. et pers.													
812-837	Public administration - Administration publique	145,223	156,823	169,319	186,725	196,253	206,883	208,305	211,447	206,131	190,306	185,049	178,549	177,874
451-484	Service producing industries - Branches													
501-999	productrices de services	1,264,668	1,369,675	1,506,611	1,615,581	1,622,712	1,663,048	1,706,191	1,739,306	1,790,611	1,836,426	1,914,672	1,982,118	2,045,094
041-999	Industrial aggregate - Ensemble des industries	1,998,741	2,152,722	2,354,954	2,449,478	2,385,376	2,400,971	2,440,618	2,515,867	2,592,326	2,674,126	2,804,976	2,914,973	2,999,504
MANITOBA														
061-092	Mining (incl. milling), quarrying and oil wells Mines (y compris broyage), carrières et puits de pétrole	2,628	3,033	3,825	3,746	3,569	3,619	3,537	3,249	3,315	2,831	3,549	3,444	2,660
101-399	Manufacturing - Industries manufacturières	26,504	27,826	29,071	29,387	26,220	26,231	25,960	26,258	28,883	32,393	34,767	37,628	39,390
401-449	Construction - Construction	8,978	8,795	8,350	8,874	7,896	7,974	6,995	8,202	8,723	8,744	9,026	9,578	9,851
041-449	Goods producing industries - Branches													
491-499	productrices de biens	42,258	44,033	45,855	47,016	42,626	43,034	41,646	42,848	46,456	49,738	53,103	56,391	57,487
451-499	Transportation, storage, comm. & other utilities - Transp., entreposage, comm. et autres services publics	23,145	24,756	26,887	27,650	27,860	28,185	27,791	28,662	29,706	30,359	30,493	30,307	32,489
501-692	Trade - Commerce	24,129	24,153	23,849	25,702	24,290	23,631	24,516	27,688	28,954	30,284	31,853	34,672	36,150
701-761	Finance, insurance & real estate - Finances, assur. & affaires immobilières	11,087	11,617	12,568	12,713	13,913	13,829	14,551	14,373	13,927	14,760	15,998	18,431	19,968

Table 3A
Estimates of Total Weekly Payrolls, for All Employees, for Selected Industries,
Canada, Provinces and Territories.

Tableau 3A
Estimations de la rémunération brute, pour l'ensemble des salariés, pour une
sélection d'industries, Canada, provinces et territoires.

SIC 1980 CTI	Industry Industrie	DOLLARS IN THOUSANDS - DOLLARS EN MILLIERS												
		1987	1988	1989	1990	1991	1992	1993	1994	1995	1996	1997	1998	1999
MANITOBA														
771-779 851-999	Comm., business & pers. services - Services socio-culturels, comm. et pers.	48,286	52,519	56,255	60,740	60,260	63,624	64,428	67,164	70,214	73,230	74,743	79,042	82,401
812-837	Public administration - Administration publique	17,410	18,061	18,917	20,197	20,607	21,689	21,971	21,823	21,543	21,355	20,569	22,157	24,480
451-484 501-999	Service producing industries - Branches productrices de services	120,478	127,294	134,426	142,580	142,417	146,274	148,604	154,912	159,167	164,643	168,263	179,261	190,295
041-999	Industrial aggregate - Ensemble des industries	162,736	171,327	180,282	189,596	185,043	189,308	190,250	197,761	205,623	214,381	221,366	235,652	247,782
SASKATCHEWAN														
041-051	Logging and forestry - Exploitation forestière et serv. forestiers	354	355	383	394	369	354	419	559	516	556	611	722	609
061-092	Mining (incl. milling), quarrying and oil wells Mines (y compris broyage), carrières et puits de pétrole	5,785	6,040	6,065	6,171	5,906	6,049	5,920	6,289	7,625	8,258	10,040	10,195	9,804
101-399	Manufacturing - Industries manufacturières	11,249	12,072	13,173	13,896	12,281	12,560	12,414	14,219	14,751	15,463	16,562	17,516	17,545
401-449	Construction - Construction	6,690	6,651	6,900	6,978	5,958	5,874	6,189	7,706	7,461	7,844	9,403	10,478	9,963
041-449 491-499	Goods producing industries - Branches productrices de biens	26,799	27,723	29,330	30,463	27,707	28,120	28,369	32,596	34,128	35,569	40,145	42,475	41,498
451-499	Transportation, storage, comm. & other utilities - Transp., entreposage, comm. et autres services publics	16,087	16,724	17,513	18,102	18,436	18,481	18,519	19,358	19,404	17,537	19,314	20,173	19,498
501-692	Trade - Commerce	18,763	19,443	19,770	20,344	20,543	20,954	22,280	22,729	25,318	25,942	27,589	29,422	30,090
701-761	Finance, insurance & real estate - Finances, assur. & affaires immobilières	8,978	9,401	9,236	10,223	9,781	10,070	10,558	10,933	11,948	13,397	14,422	16,047	18,534
771-779 851-999	Comm., business & pers. services - Services socio-culturels, comm. et pers.	41,536	43,636	45,012	49,118	51,275	52,783	51,532	51,888	51,995	55,269	58,989	63,326	65,958
812-837	Public administration - Administration publique	14,334	14,806	16,666	18,188	17,962	17,785	17,584	16,886	16,999	17,502	17,504	18,238	18,991
451-484 501-999	Service producing industries - Branches productrices de services	96,976	101,406	105,389	112,951	114,804	116,789	117,046	117,971	121,889	126,198	134,288	143,642	149,493
041-999	Industrial aggregate - Ensemble des industries	123,776	129,129	134,719	143,414	142,511	144,909	145,415	150,567	156,016	161,767	174,434	186,117	190,991
ALBERTA														
041-051	Logging and forestry - Exploitation forestière et serv. forestiers	1,421	1,502	1,637	1,814	1,923	1,789	1,814	1,857	1,713	1,751	1,776	2,132	2,122

Annual Estimates of Employment, Earnings and Hours, 1987-1999, Statistics Canada
Estimations annuelles de l'Emploi, des gains et de la durée du travail, 1987-1999, Statistique Canada

Table 3A
Estimates of Total Weekly Payrolls, for All Employees, for Selected Industries,
Canada, Provinces and Territories.

Tableau 3A
Estimations de la rémunération brute, pour l'ensemble des salariés, pour une
sélection d'industries, Canada, provinces et territoires.

SIC 1980 CTI	Industry Industrie	DOLLARS IN THOUSANDS - DOLLARS EN MILLIERS												
		1987	1988	1989	1990	1991	1992	1993	1994	1995	1996	1997	1998	1999
ALBERTA														
061-092	Mining (incl. milling), quarrying and oil wells Mines (y compris broyage), carrières et puits de pétrole	53,320	58,400	61,145	64,693	70,525	61,437	59,775	70,141	65,660	66,938	76,108	83,692	81,942
101-399	Manufacturing - Industries manufacturières	45,353	48,894	52,788	56,924	55,593	56,674	58,826	60,819	63,695	71,765	79,924	85,785	86,014
401-449	Construction - Construction	26,307	30,163	35,309	42,295	36,416	36,282	37,128	37,068	38,740	43,091	51,369	55,718	61,098
041-449	Goods producing industries - Branches													
491-499	productrices de biens	134,170	147,331	159,982	175,782	175,249	167,681	168,955	180,874	180,272	192,846	219,332	237,458	241,838
451-499	Transportation, storage, comm. & other utilities - Transp., entreposage, comm. et autres services publics	50,098	53,497	56,649	63,566	62,537	64,907	63,620	61,546	62,672	63,630	69,658	71,342	77,276
501-692	Trade - Commerce	61,054	67,317	73,337	76,968	79,067	72,828	73,709	81,045	85,551	89,293	101,340	108,818	112,234
701-761	Finance, insurance & real estate - Finances, assur. & affaires immobilières	23,884	24,613	26,927	28,493	28,723	31,048	31,003	32,381	34,617	37,410	41,726	43,963	45,008
771-779	Comm., business & pers. services - Services													
851-999	socio-culturels, comm. et pers.	128,774	135,752	152,565	162,765	167,257	174,854	181,605	189,588	185,354	203,499	224,105	238,853	241,925
812-837	Public administration - Administration publique	36,911	38,993	46,916	51,319	52,724	51,452	50,569	49,574	47,500	46,552	45,286	45,493	47,046
451-484	Service producing industries - Branches													
501-999	productrices de services	292,952	311,800	347,292	373,055	379,516	383,590	389,095	403,145	405,230	431,083	471,961	498,338	512,827
041-999	Industrial aggregate - Ensemble des													
	industries	427,123	459,131	507,273	548,837	554,765	551,271	558,049	584,019	585,503	623,929	691,292	735,796	754,665
BRITISH COLUMBIA														
COLOMBIE-BRITANNIQUE														
041-051	Logging and forestry - Exploitation forestière et serv. forestiers	15,531	16,185	18,157	16,592	18,949	18,358	21,191	23,383	24,952	26,172	26,517	23,949	25,667
061-092	Mining (incl. milling), quarrying and oil wells Mines (y compris broyage), carrières et puits de pétrole	11,145	12,810	12,573	13,127	12,740	10,608	8,993	10,374	12,021	12,136	13,310	14,126	11,983
101-399	Manufacturing - Industries manufacturières	94,078	102,100	109,188	115,151	104,357	103,806	108,295	114,567	116,462	123,864	127,946	131,182	132,249
401-449	Construction - Construction	26,514	29,360	37,706	43,882	40,274	42,731	42,836	45,953	47,559	48,677	52,292	52,130	47,475
041-449	Goods producing industries - Branches													
491-499	productrices de biens	153,083	166,331	183,832	195,681	184,005	183,986	191,207	204,070	210,986	221,420	230,524	232,943	229,941
451-499	Transportation, storage, comm. & other utilities - Transp., entreposage, comm. et autres services publics	68,545	71,289	78,647	78,114	80,830	79,379	84,422	90,858	95,324	88,866	91,517	95,089	95,587
501-692	Trade - Commerce	77,591	83,023	88,996	101,368	103,788	105,802	112,031	114,400	126,489	126,648	131,217	135,897	137,732

Annual Estimates of Employment, Earnings and Hours, 1987-1999, Statistics Canada
Estimations annuelles de l'Emploi, des gains et de la durée du travail, 1987-1999, Statistique Canada

Table 3A
Estimates of Total Weekly Payrolls, for All Employees, for Selected Industries,
Canada, Provinces and Territories.

Tableau 3A
Estimations de la rémunération brute, pour l'ensemble des salariés, pour une
sélection d'industries, Canada, provinces et territoires.

SIC 1980 CTI	Industry Industrie	DOLLARS IN THOUSANDS - DOLLARS EN MILLIERS												
		1987	1988	1989	1990	1991	1992	1993	1994	1995	1996	1997	1998	1999
BRITISH COLUMBIA COLOMBIE-BRITANNIQUE														
701-761	Finance, insurance & real estate - Finances, assur. & affaires immobilières	31,554	32,859	39,081	41,859	45,333	48,240	57,645	57,654	57,652	62,109	67,411	65,707	65,698
771-779	Comm., business & pers. services - Services socio-culturels, comm. et pers.	143,135	157,308	176,073	200,284	211,957	224,304	239,848	260,111	289,396	308,987	318,333	325,172	337,080
812-837	Public administration - Administration publique	36,273	37,439	43,911	47,907	51,703	54,145	57,681	58,805	58,662	58,272	56,881	56,566	56,280
451-484	Service producing industries - Branches													
501-999	productrices de services	351,283	376,043	420,498	462,603	485,925	503,385	541,735	572,035	617,532	634,311	654,902	666,875	679,812
041-999	Industrial aggregate - Ensemble des industries	504,365	542,374	604,330	658,284	669,930	687,372	732,943	776,105	828,518	855,731	885,426	899,817	909,753
YUKON														
401-449	Construction - Construction	194	258	521	402	439	402	410	489	530	670	607	558	..
041-449	Goods producing industries - Branches													
491-499	productrices de biens	1,008	1,246	1,419	1,239	1,170	1,471	1,242	1,336	1,461	1,999	2,066	1,591	1,578
451-499	Transportation, storage, comm. & other utilities - Transp., entreposage, comm. et autres services publics	1,100	1,251	1,318	1,259	1,150	1,235	1,072	1,061	1,050	1,126	1,180	1,291	1,450
501-692	Trade - Commerce	577	603	685	732	729	729	775	836	782	892	940	957	913
771-779	Comm., business & pers. services - Services socio-culturels, comm. et pers.	980	1,086	1,344	1,420	1,625	1,880	2,045	2,325	2,408	2,618	2,701	2,853	2,887
812-837	Public administration - Administration publique	1,242	1,598	2,051	2,109	2,263	2,426	2,509	2,367	2,258	2,390	2,829	3,212	3,403
451-484	Service producing industries - Branches													
501-999	productrices de services	3,953	4,703	5,590	5,718	5,920	6,477	6,568	6,757	6,683	7,246	7,841	8,576	8,968
041-999	Industrial aggregate - Ensemble des industries	4,961	5,950	7,009	6,958	7,090	7,949	7,810	8,094	8,144	9,245	9,908	10,167	10,546
NORTHWEST TERRITORIES & NUNAVUT TERRITOIRES DU NORD-OUEST ET NUNAVUT														
401-449	Construction - Construction	381	488	436	534	550	560	727	878	974	967	1,216	1,426	1,804
041-449	Goods producing industries - Branches													
491-499	productrices de biens	2,703	3,144	3,207	3,383	3,042	2,888	2,783	3,083	3,305	3,681	4,188	3,919	5,085
451-499	Transportation, storage, comm. & other utilities - Transp., entreposage, comm. et autres services publics	1,124	1,153	1,547	1,612	1,536	1,847	1,704	1,770	1,985	1,958	2,047	1,840	1,934
501-692	Trade - Commerce	532	613	665	815	939	1,028	1,039	1,166	1,287	1,390	1,511	1,556	1,525

Annual Estimates of Employment, Earnings and Hours, 1987-1999, Statistics Canada
 Estimations annuelles de l'Emploi, des gains et de la durée du travail, 1987-1999, Statistique Canada

Table 3A
Estimates of Total Weekly Payrolls, for All Employees, for Selected Industries,
Canada, Provinces and Territories.

Tableau 3A
Estimations de la rémunération brute, pour l'ensemble des salariés, pour une
sélection d'industries, Canada, provinces et territoires.

SIC 1980 CTI	Industry Industrie	DOLLARS IN THOUSANDS - DOLLARS EN MILLIERS												
		1987	1988	1989	1990	1991	1992	1993	1994	1995	1996	1997	1998	1999
NORTHWEST TERRITORIES & NUNAVUT TERRITOIRES DU NORD-OUEST ET NUNAVUT														
701-761	Finance, insurance & real estate - Finances, assur. & affaires immobilières	536	622	610	622	624	700	718	766	826	884	743	771	713
771-779	Comm., business & pers. services - Services socio-culturels, comm. et pers.	2,601	2,913	3,557	3,554	3,503	3,815	4,236	4,705	5,001	5,443	5,585	5,545	5,815
812-837	Public administration - Administration publique	3,544	4,261	4,347	4,502	5,071	4,964	5,001	4,588	4,694	4,987	4,582	5,072	5,718
451-484	Service producing industries - Branches	8,198	9,398	10,506	10,897	11,524	11,957	12,313	12,591	13,340	14,193	13,970	14,289	15,206
501-999	productrices de services													
041-999	Industrial aggregate - Ensemble des industries	10,900	12,542	13,713	14,280	14,566	14,845	15,095	15,674	16,645	17,874	18,158	18,209	20,290

Annual Estimates of Employment, Earnings and Hours, 1987-1999, Statistics Canada
Estimations annuelles de l'Emploi, des gains et de la durée du travail, 1987-1999, Statistique Canada

Table 3B

Tableau 3B

**Growth Rates for the Estimates of Total Weekly Payrolls,
for All Employees, for Selected industries, Canada,
Provinces and Territories.**

**Taux de croissance pour les estimations de la rémunération
hebdomadaire brute, pour l'ensemble des salariés, pour
une sélection d'industries, le Canada, les provinces et les
territoires.**

**Canada, Provinces and Territories/
Canada, Provinces et Territoires**

Page

88

Table 3B

Growth Rates for the Estimates of Total Weekly Payrolls, for All Employees, for Selected Industries, Canada, Provinces and Territories.

Tableau 3B

Taux de croissance pour les estimations de la rémunération brute, pour l'ens. des salariés, pour une sélection d'industries, Canada, provinces et territoires.

SIC 1980 CTI	Industry Industrie	GROWTH RATES - TAUX DE CROISSANCE												
		1987	1988	1989	1990	1991	1992	1993	1994	1995	1996	1997	1998	1999
CANADA														
041-051	Logging and forestry - Exploitation forestière et serv. forestiers	17.6%	1.2%	10.0%	-6.1%	4.6%	0.4%	8.1%	4.5%	4.2%	0.7%	4.9%	-3.5%	-1.5%
061-092	Mining (incl. milling), quarrying and oil wells Mines (y compris broyage), carrières et puits de pétrole	1.5	10.7	3.4	3.4	0.8	-9.3	-3.8	10.7	1.2	2.4	11.2	4.6	-4.2
101-399	Manufacturing - Industries manufacturières	9.0	6.8	6.9	-1.2	-6.5	-1.2	2.3	4.8	3.9	5.6	6.5	6.7	2.2
401-449	Construction - Construction	9.9	9.8	16.1	3.7	-15.0	-8.7	-3.5	5.2	3.4	2.3	6.1	3.5	5.3
041-449	Goods producing industries - Branches													
491-499	productrices de biens	8.7	7.6	8.5	0.7	-6.6	-2.9	0.8	4.9	3.2	4.1	6.5	5.7	2.1
451-499	Transportation, storage, comm. & other utilities - Transp., entreposage, comm. et autres services publics	3.4	5.9	8.2	5.3	1.2	1.8	..	2.0	1.7	-1.3	4.1	4.2	2.3
501-692	Trade - Commerce	7.1	6.9	8.7	9.3	-3.1	-1.1	2.9	3.6	6.1	2.6	6.6	4.9	3.3
701-761	Finance, insurance & real estate - Finances, assur. & affaires immobilières	11.6	12.8	8.4	0.9	1.9	2.9	3.1	-0.8	2.1	8.6	9.1	3.8	1.4
771-779	Comm., business & pers. services - Services	9.7	8.5	10.1	8.9	3.3	2.7	3.2	3.2	3.6	3.9	3.7	2.7	2.9
851-999	socio-culturels, comm. et pers.													
812-837	Public administration - Administration publique	4.2	5.6	8.8	10.1	4.2	3.5	1.0	..	-2.2	-4.2	-2.8	-1.0	1.6
451-484	Service producing industries - Branches													
501-999	productrices de services	7.7	7.8	9.3	7.6	1.5	1.9	2.5	2.3	3.1	2.6	4.2	3.0	2.6
041-999	Industrial aggregate - Ensemble des industries	8.0	7.8	9.0	5.4	-1.0	0.5	2.0	3.1	3.1	3.0	4.9	3.8	2.5
NEWFOUNDLAND TERRE-NEUVE														
041-051	Logging and forestry - Exploitation forestière et serv. forestiers	35.8	7.6	1.3	5.8	-4.3	4.0	-5.6	24.9	7.7	-0.4	25.4	-20.6	-12.5
061-092	Mining (incl. milling), quarrying and oil wells Mines (y compris broyage), carrières et puits de pétrole	6.9	25.4	7.8	7.8	-9.2	-14.8	2.3	14.2	-3.5	3.8	16.1	21.9	-0.9
101-399	Manufacturing - Industries manufacturières	20.6	10.8	6.1	-5.3	-8.0	-10.1	-7.0	0.8	7.1	2.6	8.9	18.4	11.2
401-449	Construction - Construction	2.2	28.7	23.2	-6.7	-9.8	6.0	37.2	40.8	0.6	-10.3	-54.1	-3.0	-0.2
041-449	Goods producing industries - Branches													
491-499	productrices de biens	13.5	16.2	10.2	-1.8	-7.1	-5.5	5.4	17.7	2.2	-2.9	-11.5	10.8	5.8
451-499	Transportation, storage, comm. & other utilities - Transp., entreposage, comm. et autres services publics	-2.0	6.0	9.7	9.7	-0.5	..	-3.3	3.5	0.2	-3.1	3.9	2.7	11.1

Annual Estimates of Employment, Earnings and Hours, 1987-1999, Statistics Canada
Estimations annuelles de l'Emploi, des gains et de la durée du travail, 1987-1999, Statistique Canada

Table 3B

Growth Rates for the Estimates of Total Weekly Payrolls, for All Employees, for Selected Industries, Canada, Provinces and Territories.

Tableau 3B

Taux de croissance pour les estimations de la rémunération brute, pour l'ens. des salariés, pour une sélection d'industries, Canada, provinces et territoires.

SIC 1980 CTI	Industry Industrie	GROWTH RATES - TAUX DE CROISSANCE												
		1987	1988	1989	1990	1991	1992	1993	1994	1995	1996	1997	1998	1999
NEWFOUNDLAND TERRE-NEUVE														
501-692	Trade - Commerce	17.8%	13.5%	11.9%	10.3%	-6.7%	-4.3%	0.7%	11.4%	1.1%	3.1%	6.0%	7.0%	4.3%
701-761	Finance, insurance & real estate - Finances, assur. & affaires immobilières	3.7	5.1	8.9	18.4	8.5	4.6	-2.8	12.1	4.7	1.7	10.1	-7.2	0.4
771-779 851-999	Comm., business & pers. services - Services socio-culturels, comm. et pers.	12.9	9.5	9.3	5.2	1.1	0.8	4.0	-1.7	1.7	-1.7	0.5	2.9	4.4
812-837	Public administration - Administration publique	7.1	6.0	10.2	10.4	3.4	0.4	0.7	-4.0	2.0	-1.1	-7.7	-2.4	-0.6
451-484 501-999	Service producing industries - Branches productrices de services	9.8	8.6	9.9	8.2	0.2	..	1.7	0.9	1.7	-0.7	0.8	1.9	4.0
041-999	Industrial aggregate - Ensemble des industries	10.7	10.5	10.0	5.5	-1.6	-1.3	2.5	4.8	1.9	-1.3	-2.3	4.0	4.5
PRINCE EDWARD ISLAND ILE-DU-PRINCE-ÉDOUARD														
101-399	Manufacturing - Industries manufacturières	8.7	13.3	11.4	3.4	-2.7	13.6	-3.4	5.7	16.6	26.9	35.3	6.9	-8.1
401-449	Construction - Construction	17.5	24.0	-1.6	20.1	-10.5	4.5	0.1	2.4	130.7	43.7	-57.9	7.0	..
041-449 491-499	Goods producing industries - Branches productrices de biens	12.6	16.9	5.7	10.5	-4.9	9.1	-0.3	4.0	54.8	33.8	-21.0	6.8	12.8
451-499	Transportation, storage, comm. & other utilities - Transp., entreposage, comm. et autres services publics	11.4	6.9	1.4	4.7	4.6	2.1	3.9	-4.7	-2.0	-3.6	4.0	7.8	..
501-692	Trade - Commerce	20.4	5.7	7.6	8.1	-10.9	-2.1	11.6	0.4	9.5	9.2	-2.0	-2.7	7.1
701-761	Finance, insurance & real estate - Finances, assur. & affaires immobilières	12.4	13.9	-0.3	4.6	-5.5	29.0	9.6	3.7	5.4	-7.0	19.5	23.8	-4.1
771-779 851-999	Comm., business & pers. services - Services socio-culturels, comm. et pers.	17.3	13.2	10.8	9.0	4.3	3.2	3.0	1.2	6.6	10.3	1.9	5.7	8.5
812-837	Public administration - Administration publique	9.8	3.0	-0.8	13.1	3.1	5.1	-1.3	2.8	-2.5	0.2	-0.6	1.9	3.3
451-484 501-999	Service producing industries - Branches productrices de services	14.7	8.5	5.5	9.0	0.8	4.0	3.6	1.0	4.1	5.4	2.1	4.9	5.4
041-999	Industrial aggregate - Ensemble des industries	14.4	9.8	5.5	9.2	-0.2	4.8	3.0	1.5	12.5	11.8	-4.2	5.3	7.1
NOVA SCOTIA NOUVELLE-ÉCOSSE														
041-051	Logging and forestry - Exploitation forestière et serv. forestiers	-8.4	10.1	9.9	13.0	-21.1	0.8	15.0	28.4	-6.3	-5.7	14.8	-19.5	1.9

Annual Estimates of Employment, Earnings and Hours, 1987-1999, Statistics Canada
Estimations annuelles de l'Emploi, des gains et de la durée du travail, 1987-1999, Statistique Canada

Table 3B

Growth Rates for the Estimates of Total Weekly Payrolls, for All Employees, for Selected Industries, Canada, Provinces and Territories.

Tableau 3B

Taux de croissance pour les estimations de la rémunération brute, pour l'ens. des salariés, pour une sélection d'industries, Canada, provinces et territoires.

SIC 1980 CTI	Industry Industrie	GROWTH RATES - TAUX DE CROISSANCE												
		1987	1988	1989	1990	1991	1992	1993	1994	1995	1996	1997	1998	1999
NOVA SCOTIA NOUVELLE-ÉCOSSE														
061-092	Mining (incl. milling), quarrying and oil wells Mines (y compris broyage), carrières et puits de pétrole	5.7%	2.6%	-19.0%	15.4%	6.5%	-8.8%	-1.7%	11.7%	-5.9%	-20.5%	4.9%	-8.7%	0.1%
101-399	Manufacturing - Industries manufacturières	16.1	9.9	4.2	0.3	-3.1	4.6	-3.9	4.1	4.8	4.2	5.7	10.9	5.8
401-449	Construction - Construction	18.9	10.4	25.0	4.3	-13.1	-16.0	4.1	-6.8	3.7	1.6	16.1	3.0	5.1
041-449	Goods producing industries - Branches													
491-499	productrices de biens	14.1	9.0	7.0	3.8	-5.5	-2.3	-1.2	3.1	3.3	0.9	7.2	6.0	4.7
451-499	Transportation, storage, comm. & other utilities - Transp., entreposage, comm. et autres services publics	5.5	1.6	5.5	8.7	-4.1	1.0	0.4	2.3	-3.2	2.6	5.0	1.1	4.1
501-692	Trade - Commerce	6.8	11.0	19.0	11.7	-4.8	-0.3	6.7	5.2	4.6	1.1	8.8	8.5	6.9
701-761	Finance, insurance & real estate - Finances, assur. & affaires immobilières	7.4	12.1	11.1	6.9	2.2	5.7	3.2	4.5	5.1	5.5	5.8	..	4.6
771-779	Comm., business & pers. services - Services	6.8	9.3	9.0	6.0	6.0	2.2	2.0	2.1	..	3.7	3.9	2.4	2.4
851-999	socio-culturels, comm. et pers.	6.8	9.3	9.0	6.0	6.0	2.2	2.0	2.1	..	3.7	3.9	2.4	2.4
812-837	Public administration - Administration publique	6.3	3.8	9.0	11.4	2.0	-0.3	2.5	-2.7	-3.2	-2.1	-5.2	-1.1	5.7
451-484	Service producing industries - Branches													
501-999	productrices de services	6.6	7.6	10.4	8.2	1.7	1.5	2.8	1.9	0.1	2.4	3.9	2.8	4.3
041-999	Industrial aggregate - Ensemble des industries	8.5	8.0	9.4	7.0	-0.2	0.6	1.8	2.2	0.9	2.0	4.7	3.6	4.4
NEW BRUNSWICK NOUVEAU-BRUNSWICK														
041-051	Logging and forestry - Exploitation forestière et serv. forestiers	-19.2	20.9	8.1	-16.7	25.2	-15.2	10.0	-16.9	35.4	-7.6	17.9	-22.1	-13.0
061-092	Mining (incl. milling), quarrying and oil wells Mines (y compris broyage), carrières et puits de pétrole	7.8	3.7	6.7	-18.4	0.7	5.3	-3.1	-0.6	17.8	7.1	7.9	-0.4	6.5
101-399	Manufacturing - Industries manufacturières	13.3	11.9	7.6	-0.7	-3.1	1.0	-2.0	1.8	5.3	-3.9	9.4	9.6	3.9
401-449	Construction - Construction	16.9	25.3	34.2	0.2	-2.4	-6.6	-1.7	-6.1	0.3	5.5	-2.5	4.8	9.6
041-449	Goods producing industries - Branches													
491-499	productrices de biens	9.6	13.6	13.0	-1.9	-0.1	-1.5	-0.7	-2.5	6.7	-2.4	8.1	3.7	4.8
451-499	Transportation, storage, comm. & other utilities - Transp., entreposage, comm. et autres services publics	-0.5	-0.9	9.4	5.2	3.4	2.6	3.4	-1.5	4.0	3.9	-2.7	-3.1	5.8
501-692	Trade - Commerce	5.0	7.9	8.2	11.7	5.6	-5.8	5.1	9.0	4.9	4.0	6.9	5.4	4.0

Annual Estimates of Employment, Earnings and Hours, 1987-1999, Statistics Canada
Estimations annuelles de l'Emploi, des gains et de la durée du travail, 1987-1999, Statistique Canada

Table 3B

Growth Rates for the Estimates of Total Weekly Payrolls, for All Employees, for Selected Industries, Canada, Provinces and Territories.

Tableau 3B

Taux de croissance pour les estimations de la rémunération brute, pour l'ens. des salariés, pour une sélection d'industries, Canada, provinces et territoires.

SIC 1980 CTI	Industry Industrie	GROWTH RATES - TAUX DE CROISSANCE												
		1987	1988	1989	1990	1991	1992	1993	1994	1995	1996	1997	1998	1999
NEW BRUNSWICK NOUVEAU-BRUNSWICK														
701-761	Finance, insurance & real estate - Finances, assur. & affaires immobilières	8.1%	1.6%	7.3%	4.7%	1.1%	-3.7%	1.5%	3.5%	12.2%	1.3%	15.4%	6.6%	4.1%
771-779 851-999	Comm., business & pers. services - Services socio-culturels, comm. et pers.	9.1	6.7	10.0	11.5	4.6	1.4	4.4	1.1	1.1	2.6	6.1	3.3	1.6
812-837	Public administration - Administration publique	5.8	2.3	7.9	7.7	5.9	3.0	5.7	-4.7	5.3	0.2	-10.8	1.1	7.7
451-484 501-999	Service producing industries - Branches productrices de services	6.0	4.4	8.9	9.2	4.5	0.2	4.4	1.5	3.6	3.1	2.2	3.0	3.4
041-999	Industrial aggregate - Ensemble des industries	7.0	7.2	10.2	5.5	3.1	-0.3	2.9	0.4	4.5	1.5	3.8	3.2	3.8
QUÉBEC														
041-051	Logging and forestry - Exploitation forestière et serv. forestiers	23.0	-2.5	13.7	-5.3	-1.4	4.5	6.8	-0.8	-3.5	1.2	14.5	4.8	-14.7
061-092	Mining (incl. milling), quarrying and oil wells - Mines (y compris broyage), carrières et puits de pétrole	3.9	9.3	0.4	8.4	-1.8	-3.4	-11.6	14.0	-0.9	1.9	10.7	6.6	-7.5
101-399	Manufacturing - Industries manufacturières	9.3	7.1	6.5	-0.3	-3.3	-2.2	2.7	-0.4	4.8	5.5	6.5	9.5	4.8
401-449	Construction - Construction	8.9	10.8	15.4	-4.4	-20.1	-13.5	2.5	7.6	1.1	-6.4	1.9	5.2	0.2
041-449 491-499	Goods producing industries - Branches productrices de biens	9.4	8.0	8.2	-0.7	-5.6	-3.7	2.6	1.3	3.3	2.1	5.1	8.7	3.0
451-499	Transportation, storage, comm. & other utilities - Transp., entreposage, comm. et autres services publics	6.5	5.5	6.7	3.3	3.5	1.9	0.9	4.0	1.7	-5.7	-2.1	4.6	3.1
501-692	Trade - Commerce	9.7	6.4	5.9	10.9	-5.9	-5.8	4.1	4.1	4.5	1.8	6.0	2.7	1.6
701-761	Finance, insurance & real estate - Finances, assur. & affaires immobilières	4.4	18.4	5.4	0.3	7.0	1.1	-5.9	-5.3	0.2	5.5	9.7	2.0	-0.5
771-779 851-999	Comm., business & pers. services - Services socio-culturels, comm. et pers.	8.3	10.6	9.2	7.6	3.4	1.9	0.5	0.3	2.5	2.2	2.6	-0.7	-0.5
812-837	Public administration - Administration publique	7.5	3.7	3.5	11.5	2.9	4.1	..	-0.4	-3.5	-4.4	-1.9	-1.0	0.9
451-484 501-999	Service producing industries - Branches productrices de services	7.7	8.8	7.2	7.4	1.5	0.6	0.3	0.9	1.8	0.8	3.0	0.6	0.5
041-999	Industrial aggregate - Ensemble des industries	8.3	8.5	7.5	4.8	-0.7	-0.7	0.9	1.0	2.2	1.1	3.6	3.0	1.3

Annual Estimates of Employment, Earnings and Hours, 1987-1999, Statistics Canada
Estimations annuelles de l'Emploi, des gains et de la durée du travail, 1987-1999, Statistique Canada

Table 3B

Growth Rates for the Estimates of Total Weekly Payrolls, for All Employees, for Selected Industries, Canada, Provinces and Territories.

Tableau 3B

Taux de croissance pour les estimations de la rémunération brute, pour l'ens. des salariés, pour une sélection d'industries, Canada, provinces et territoires.

SIC 1980 CTI	Industry Industrie	GROWTH RATES - TAUX DE CROISSANCE												
		1987	1988	1989	1990	1991	1992	1993	1994	1995	1996	1997	1998	1999
ONTARIO														
041-051	Logging and forestry - Exploitation forestière et serv. forestiers	2.4%	-7.0%	3.4%	-6.4%	-6.9%	10.6%	-5.1%	-1.9%	3.5%	-10.9%	-2.2%	13.3%	-2.9%
061-092	Mining (incl. milling), quarrying and oil wells Mines (y compris broyage), carrières et puits de pétrole	9.3	13.3	6.0	-3.7	-13.7	-2.6	3.6	-6.7	15.1	4.3	0.1	-8.9	-6.0
101-399	Manufacturing - Industries manufacturières	7.6	6.1	7.1	-3.8	-7.8	-1.4	2.4	7.6	3.4	4.9	6.3	5.7	1.0
401-449	Construction - Construction	12.0	8.3	14.1	2.4	-15.4	-13.8	-11.9	2.3	3.8	4.5	7.8	1.4	12.1
041-449	Goods producing industries - Branches													
491-499	productrices de biens	8.3	6.7	8.3	-1.7	-8.5	-3.2	-0.5	5.7	3.2	4.5	6.3	4.8	2.3
451-499	Transportation, storage, comm. & other utilities - Transp., entreposage, comm. et autres services publics	4.5	7.3	9.3	7.2	0.2	2.7	-2.0	-0.1	0.4	3.2	7.4	5.8	-0.1
501-692	Trade - Commerce	5.2	6.7	11.4	8.4	-4.6	2.5	1.1	1.3	5.6	3.3	6.4	5.3	4.5
701-761	Finance, insurance & real estate - Finances, assur. & affaires immobilières	16.2	14.7	8.4	-1.6	-1.9	2.3	4.3	-0.6	2.4	10.8	8.7	4.9	1.0
771-779	Comm., business & pers. services - Services													
851-999	socio-culturels, comm. et pers.	13.1	7.7	10.5	9.1	2.8	1.7	4.2	3.3	3.6	2.5	3.0	3.3	4.6
812-837	Public administration - Administration publique	4.3	8.0	8.0	10.3	5.1	5.4	0.7	1.5	-2.5	-7.7	-2.8	-3.5	-0.4
451-484	Service producing industries - Branches													
501-999	productrices de services	9.7	8.3	10.0	7.2	0.4	2.5	2.6	1.9	2.9	2.6	4.3	3.5	3.2
041-999	Industrial aggregate - Ensemble des industries	9.2	7.7	9.4	4.0	-2.6	0.7	1.7	3.1	3.0	3.2	4.9	3.9	2.9
MANITOBA														
061-092	Mining (incl. milling), quarrying and oil wells Mines (y compris broyage), carrières et puits de pétrole	0.2	15.4	26.1	-2.1	-4.7	1.4	-2.3	-8.1	2.0	-14.6	25.4	-2.9	-22.8
101-399	Manufacturing - Industries manufacturières	9.1	5.0	4.5	1.1	-10.8	..	-1.0	1.1	10.0	12.2	7.3	8.2	4.7
401-449	Construction - Construction	14.5	-2.0	-5.1	6.3	-11.0	1.0	-12.3	17.3	6.4	0.2	3.2	6.1	2.9
041-449	Goods producing industries - Branches													
491-499	productrices de biens	9.8	4.2	4.1	2.5	-9.3	1.0	-3.2	2.9	8.4	7.1	6.8	6.2	1.9
451-499	Transportation, storage, comm. & other utilities - Transp., entreposage, comm. et autres services publics	1.7	7.0	8.6	2.8	0.8	1.2	-1.4	3.1	3.6	2.2	0.4	-0.6	7.2
501-692	Trade - Commerce	9.7	0.1	-1.3	7.8	-5.5	-2.7	3.7	12.9	4.6	4.6	5.2	8.9	4.3
701-761	Finance, insurance & real estate - Finances, assur. & affaires immobilières	10.0	4.8	8.2	1.2	9.4	-0.6	5.2	-1.2	-3.1	6.0	8.4	15.2	8.3

Annual Estimates of Employment, Earnings and Hours, 1987-1999, Statistics Canada
Estimations annuelles de l'Emploi, des gains et de la durée du travail, 1987-1999, Statistique Canada

Table 3B

Growth Rates for the Estimates of Total Weekly Payrolls, for All Employees, for Selected Industries, Canada, Provinces and Territories.

Tableau 3B

Taux de croissance pour les estimations de la rémunération brute, pour l'ens. des salariés, pour une sélection d'industries, Canada, provinces et territoires.

SIC 1980 CTI	Industry Industrie	GROWTH RATES - TAUX DE CROISSANCE												
		1987	1988	1989	1990	1991	1992	1993	1994	1995	1996	1997	1998	1999
MANITOBA														
771-779 851-999	Comm., business & pers. services - Services socio-culturels, comm. et pers.	7.8%	8.8%	7.1%	8.0%	-0.8%	5.6%	1.3%	4.2%	4.5%	4.3%	2.1%	5.8%	4.2%
812-837	Public administration - Administration publique	2.5	3.7	4.7	6.8	2.0	5.2	1.3	-0.7	-1.3	-0.9	-3.7	7.7	10.5
451-484 501-999	Service producing industries - Branches productrices de services	6.3	5.7	5.6	6.1	-0.1	2.7	1.6	4.2	2.7	3.4	2.2	6.5	6.2
041-999	Industrial aggregate - Ensemble des industries	7.2	5.3	5.2	5.2	-2.4	2.3	0.5	3.9	4.0	4.3	3.3	6.5	5.1
SASKATCHEWAN														
041-051	Logging and forestry - Exploitation forestière et serv. forestiers	1.0	0.2	8.0	2.9	-6.4	-3.9	18.3	33.4	-7.8	7.8	9.8	18.3	-15.7
061-092	Mining (incl. milling), quarrying and oil wells Mines (y compris broyage), carrières et puits de pétrole	-7.7	4.4	0.4	1.7	-4.3	2.4	-2.1	6.2	21.2	8.3	21.6	1.5	-3.8
101-399	Manufacturing - Industries manufacturières	9.2	7.3	9.1	5.5	-11.6	2.3	-1.2	14.5	3.7	4.8	7.1	5.8	0.2
401-449	Construction - Construction	17.1	-0.6	3.7	1.1	-14.6	-1.4	5.4	24.5	-3.2	5.1	19.9	11.4	-4.9
041-449 491-499	Goods producing industries - Branches productrices de biens	5.6	3.4	5.8	3.9	-9.0	1.5	0.9	14.9	4.7	4.2	12.9	5.8	-2.3
451-499	Transportation, storage, comm. & other utilities - Transp., entreposage, comm. et autres services publics	-2.6	4.0	4.7	3.4	1.8	0.2	0.2	4.5	0.2	-9.6	10.1	4.4	-3.3
501-692	Trade - Commerce	6.4	3.6	1.7	2.9	1.0	2.0	6.3	2.0	11.4	2.5	6.4	6.6	2.3
701-761	Finance, insurance & real estate - Finances, assur. & affaires immobilières	5.9	4.7	-1.8	10.7	-4.3	3.0	4.8	3.6	9.3	12.1	7.6	11.3	15.5
771-779 851-999	Comm., business & pers. services - Services socio-culturels, comm. et pers.	7.0	5.1	3.2	9.1	4.4	2.9	-2.4	0.7	0.2	6.3	6.7	7.4	4.2
812-837	Public administration - Administration publique	3.0	3.3	12.6	9.1	-1.2	-1.0	-1.1	-4.0	0.7	3.0	..	4.2	4.1
451-484 501-999	Service producing industries - Branches productrices de services	4.7	4.6	3.9	7.2	1.6	1.7	0.2	0.8	3.3	3.5	6.4	7.0	4.1
041-999	Industrial aggregate - Ensemble des industries	4.9	4.3	4.3	6.5	-0.6	1.7	0.3	3.5	3.6	3.7	7.8	6.7	2.6
ALBERTA														
041-051	Logging and forestry - Exploitation forestière et serv. forestiers	26.7	5.6	9.0	10.8	6.0	-7.0	1.4	2.4	-7.8	2.2	1.4	20.0	-0.5

Annual Estimates of Employment, Earnings and Hours, 1987-1999, Statistics Canada
Estimations annuelles de l'Emploi, des gains et de la durée du travail, 1987-1999, Statistique Canada

Table 3B

Growth Rates for the Estimates of Total Weekly Payrolls, for All Employees, for Selected Industries, Canada, Provinces and Territories.

Tableau 3B

Taux de croissance pour les estimations de la rémunération brute, pour l'ens. des salariés, pour une sélection d'industries, Canada, provinces et territoires.

SIC 1980 CTI	Industry Industrie	GROWTH RATES - TAUX DE CROISSANCE												
		1987	1988	1989	1990	1991	1992	1993	1994	1995	1996	1997	1998	1999
ALBERTA														
061-092	Mining (incl. milling), quarrying and oil wells Mines (y compris broyage), carrières et puits de pétrole	-1.5%	9.5%	4.7%	5.8%	9.0%	-12.9%	-2.7%	17.3%	-6.4%	1.9%	13.7%	10.0%	-2.1%
101-399	Manufacturing - Industries manufacturières	7.2	7.8	8.0	7.8	-2.3	1.9	3.8	3.4	4.7	12.7	11.4	7.3	0.3
401-449	Construction - Construction	-3.7	14.7	17.1	19.8	-13.9	-0.4	2.3	-0.2	4.5	11.2	19.2	8.5	9.7
041-449	Goods producing industries - Branches													
491-499	productrices de biens	1.5	9.8	8.6	9.9	-0.3	-4.3	0.8	7.1	-0.3	7.0	13.7	8.3	1.8
451-499	Transportation, storage, comm. & other utilities - Transp., entreposage, comm. et autres services publics	-0.7	6.8	5.9	12.2	-1.6	3.8	-2.0	-3.3	1.8	1.5	9.5	2.4	8.3
501-692	Trade - Commerce	5.6	10.3	8.9	5.0	2.7	-7.9	1.2	10.0	5.6	4.4	13.5	7.4	3.1
701-761	Finance, insurance & real estate - Finances, assur. & affaires immobilières	6.6	3.1	9.4	5.8	0.8	8.1	-0.1	4.4	6.9	8.1	11.5	5.4	2.4
771-779	Comm., business & pers. services - Services													
851-999	socio-culturels, comm. et pers.	5.1	5.4	12.4	6.7	2.8	4.5	3.9	4.4	-2.2	9.8	10.1	6.6	1.3
812-837	Public administration - Administration publique	0.6	5.6	20.3	9.4	2.7	-2.4	-1.7	-2.0	-4.2	-2.0	-2.7	0.5	3.4
451-484	Service producing industries - Branches													
501-999	productrices de services	3.7	6.4	11.4	7.4	1.7	1.1	1.4	3.6	0.5	6.4	9.5	5.6	2.9
041-999	Industrial aggregate - Ensemble des industries	3.0	7.5	10.5	8.2	1.1	-0.6	1.2	4.7	0.3	6.6	10.8	6.4	2.6
BRITISH COLUMBIA COLOMBIE-BRITANNIQUE														
041-051	Logging and forestry - Exploitation forestière et serv. forestiers	32.9	4.2	12.2	-8.6	14.2	-3.1	15.4	10.3	6.7	4.9	1.3	-9.7	7.2
061-092	Mining (incl. milling), quarrying and oil wells Mines (y compris broyage), carrières et puits de pétrole	1.4	14.9	-1.9	4.4	-2.9	-16.7	-15.2	15.3	15.9	0.9	9.7	6.1	-15.2
101-399	Manufacturing - Industries manufacturières	14.4	8.5	6.9	5.5	-9.4	-0.5	4.3	5.8	1.7	6.4	3.3	2.5	0.8
401-449	Construction - Construction	14.3	10.7	28.4	16.4	-8.2	6.1	0.2	7.3	3.5	2.3	7.4	-0.3	-8.9
041-449	Goods producing industries - Branches													
491-499	productrices de biens	14.5	8.7	10.5	6.4	-6.0	..	3.9	6.7	3.4	4.9	4.1	1.0	-1.3
451-499	Transportation, storage, comm. & other utilities - Transp., entreposage, comm. et autres services publics	1.6	4.0	10.3	-0.7	3.5	-1.8	6.4	7.6	4.9	-6.8	3.0	3.9	0.5
501-692	Trade - Commerce	8.4	7.0	7.2	13.9	2.4	1.9	5.9	2.1	10.6	0.1	3.6	3.6	1.4

Annual Estimates of Employment, Earnings and Hours, 1987-1999, Statistics Canada
Estimations annuelles de l'Emploi, des gains et de la durée du travail, 1987-1999, Statistique Canada

Table 3B

Growth Rates for the Estimates of Total Weekly Payrolls, for All Employees, for Selected Industries, Canada, Provinces and Territories.

Tableau 3B

Taux de croissance pour les estimations de la rémunération brute, pour l'ens. des salariés, pour une sélection d'industries, Canada, provinces et territoires.

SIC 1980 CTI	Industry Industrie	GROWTH RATES - TAUX DE CROISSANCE												
		1987	1988	1989	1990	1991	1992	1993	1994	1995	1996	1997	1998	1999
BRITISH COLUMBIA COLOMBIE-BRITANNIQUE														
701-761	Finance, insurance & real estate - Finances, assur. & affaires immobilières	15.7%	4.1%	18.9%	7.1%	8.3%	6.4%	19.5%	7.7%	8.5%	-2.5%	..
771-779 851-999	Comm., business & pers. services - Services socio-culturels, comm. et pers.	6.2	9.9	11.9	13.8	5.8	5.8	6.9	8.4%	11.3%	6.8	3.0	2.1	3.7%
812-837	Public administration - Administration publique	-2.7	3.2	17.3	9.1	7.9	4.7	6.5	1.9	-0.2	-0.7	-2.4	-0.6	-0.5
451-484 501-999	Service producing industries - Branches productrices de services	5.5	7.0	11.8	10.0	5.0	3.6	7.6	5.6	8.0	2.7	3.2	1.8	1.9
041-999	Industrial aggregate - Ensemble des industries	8.1	7.5	11.4	8.9	1.8	2.6	6.6	5.9	6.8	3.3	3.5	1.6	1.1
YUKON														
401-449	Construction - Construction	-50.2	32.7	102.0	-22.9	9.1	-8.4	2.0	19.2	8.5	26.4	-9.5	-8.1	..
041-449 491-499	Goods producing industries - Branches productrices de biens	11.3	23.6	13.9	-12.7	-5.6	25.8	-15.6	7.6	9.3	36.8	3.4	-23.0	-0.8
451-499	Transportation, storage, comm. & other utilities - Transp., entreposage, comm. et autres services publics	-8.2	13.7	5.4	-4.4	-8.6	7.3	-13.2	-1.0	-1.0	7.3	4.7	9.5	12.3
501-692	Trade - Commerce	-4.1	4.6	13.5	6.9	-0.4	-0.1	6.3	7.9	-6.5	14.1	5.4	1.8	-4.6
771-779 851-999	Comm., business & pers. services - Services socio-culturels, comm. et pers.	4.0	10.8	23.8	5.6	14.4	15.7	8.8	13.7	3.6	8.7	3.2	5.6	1.2
812-837	Public administration - Administration publique	17.9	28.6	28.4	2.8	7.3	7.2	3.4	-5.7	-4.6	5.9	18.3	13.6	5.9
451-484 501-999	Service producing industries - Branches productrices de services	2.1	19.0	18.8	2.3	3.5	9.4	1.4	2.9	-1.1	8.4	8.2	9.4	4.6
041-999	Industrial aggregate - Ensemble des industries	3.9	19.9	17.8	-0.7	1.9	12.1	-1.8	3.6	0.6	13.5	7.2	2.6	3.7
NORTHWEST TERRITORIES & NUNAVUT TERRITOIRES DU NORD-OUEST ET NUNAVUT														
401-449	Construction - Construction	11.3	28.0	-10.7	22.6	3.0	1.7	29.8	20.8	10.9	-0.7	25.7	17.3	26.5
041-449 491-499	Goods producing industries - Branches productrices de biens	-0.4	16.3	2.0	5.5	-10.1	-5.1	-3.6	10.8	7.2	11.4	13.8	-6.4	29.7
451-499	Transportation, storage, comm. & other utilities - Transp., entreposage, comm. et autres services publics	-7.5	2.6	34.1	4.2	-4.7	20.2	-7.7	3.9	12.1	-1.3	4.5	-10.1	5.1
501-692	Trade - Commerce	8.8	15.2	8.5	22.5	15.2	9.5	1.1	12.2	10.4	8.0	8.7	3.0	-2.0

Annual Estimates of Employment, Earnings and Hours, 1987-1999, Statistics Canada
Estimations annuelles de l'Emploi, des gains et de la durée du travail, 1987-1999, Statistique Canada

Table 3B

Growth Rates for the Estimates of Total Weekly Payrolls, for All Employees, for Selected Industries, Canada, Provinces and Territories.

Tableau 3B

Taux de croissance pour les estimations de la rémunération brute, pour l'ens. des salariés, pour une sélection d'industries, Canada, provinces et territoires.

SIC 1980 CTI	Industry Industrie	GROWTH RATES - TAUX DE CROISSANCE												
		1987	1988	1989	1990	1991	1992	1993	1994	1995	1996	1997	1998	1999
NORTHWEST TERRITORIES & NUNAVUT TERRITOIRES DU NORD-OUEST ET NUNAVUT														
701-761	Finance, insurance & real estate - Finances, assur. & affaires immobilières	14.8%	15.9%	-1.8%	1.8%	0.3%	12.2%	2.7%	6.6%	7.9%	6.9%	-15.9%	3.8%	-7.6%
771-779	Comm., business & pers. services - Services socio-culturels, comm. et pers.	8.7	12.0	22.1	-0.1	-1.4	8.9	11.0	11.1	6.3	8.8	2.6	-0.7	4.9
812-837	Public administration - Administration publique	3.6	20.3	2.0	3.6	12.6	-2.1	0.7	-8.3	2.3	6.3	-8.1	10.7	12.7
451-484	Service producing industries - Branches													
501-999	productrices de services	3.9	14.6	11.8	3.7	5.8	3.8	3.0	2.3	5.9	6.4	-1.6	2.3	6.4
041-999	Industrial aggregate - Ensemble des industries	2.8	15.1	9.3	4.1	2.0	1.9	1.7	3.8	6.2	7.4	1.6	0.3	11.4

**Annual Estimates of Employment, Earnings and Hours, 1987-1999, Statistics Canada
Estimations annuelles de l'Emploi, des gains et de la durée du travail, 1987-1999, Statistique Canada**

Table 4

Tableau 4

Estimates of Employment, for Employees paid by the Hour,
by industry, Canada, Provinces and Territories.

Estimations de l'emploi, pour les salariés rémunérés à
l'heure, par industrie, Canada, provinces et territoires.

Canada

Page

98

Provinces and Territories/Provinces et Territoires

106

Table 4
Estimates of Employment, for Employees paid by the Hour, by Industry, Canada,
Provinces and Territories.

Tableau 4
Estimations de l'emploi, pour les salariés rémunérés à l'heure, par industrie,
Canada, provinces et territoires

SIC 1980 CTI	Industry Industrie	EMPLOYMENT IN THOUSANDS - EMPLOI EN MILLIERS												
		1987	1988	1989	1990	1991	1992	1993	1994	1995	1996	1997	1998	1999
CANADA														
041-051 Logging and forestry - Exploitation forestière et serv. forestiers		29.1	28.9	30.7	27.3	27.9	28.2	28.9	29.5	31.8	30.5	31.6	30.2	28.5
041	Logging - Exploitation forestière	28.1	27.4	28.1	24.2	24.7	23.8	25.0	25.6	27.5	26.0	27.1	25.7	23.8
051	Forestry services - Services forestiers	1.1	1.5	2.6	3.1	3.2	4.4	3.9	4.0	4.2	4.5	4.5	4.5	4.6
061-092 Mining (incl. milling), quarrying and oil wells Mines (y compris broyage), carrières et puits de pétrole		83.2	88.0	83.6	81.9	76.8	67.9	65.3	76.5	69.1	65.5	75.1	77.5	84.4
061-063	Mining - Mines	47.0	47.8	47.5	45.3	41.0	38.2	35.4	35.1	36.0	34.5	36.9	32.0	30.9
061	Metal mines - Mines de métaux	30.9	31.5	31.5	29.5	26.1	25.0	22.8	22.2	22.7	22.0	23.4	20.8	19.4
062	Non-metal mines (except coal) - Mines de minerais non métalliques (sauf le charbon)	8.8	8.5	8.5	8.0	7.2	7.3	7.2	7.3	7.3	6.5	7.5	6.5	7.0
063	Coal mines - Mines de charbon	7.2	7.8	7.6	7.8	7.7	6.0	5.4	5.6	5.9	6.0	6.0	4.8	4.5
071-071	Crude petroleum & natural gas - Pétrole brut et gaz naturel	6.8	7.4	7.3	7.6	7.6	8.4	5.4	7.2	6.5	8.9	12.4	16.1	21.1
081-082	Quarries and sand pits - Carrières et sablières	3.3	3.5	4.4	5.0	4.9	4.7	4.9	6.0	5.9	5.0	5.4	5.7	6.4
081	Stone quarries - Carrières	1.4	1.6	1.9	2.1	1.9	1.9	1.6	1.9	1.8	1.5	1.5	1.9	2.2
082	Sand and gravel pits - Sablières et gravières	1.9	1.9	2.5	2.9	2.9	2.8	3.4	4.1	4.1	3.6	3.9	3.9	4.1
091-092	Services incidental to mineral extraction - Industrie des services miniers	26.0	29.3	24.4	24.0	23.3	16.6	19.5	28.1	20.7	17.0	20.5	23.6	26.1
091	Services incid. to crude petroleum & nat. gas - Services relat. au pétrole brut et au gas nat.	17.6	19.6	17.1	17.5	18.5	13.8	16.3	22.4	14.9	11.3	14.3	18.3	20.5
092	Services incidental to mining - Services relatifs à l'extraction minière	8.4	9.6	7.3	6.5	4.8	2.7	3.2	5.7	5.8	5.7	6.2	5.3	5.5
101-399 Manufacturing - Industries manufacturières		1,279.2	1,304.3	1,321.5	1,223.1	1,083.4	1,032.4	1,039.8	1,081.1	1,127.0	1,157.1	1,238.6	1,263.5	1,291.3
Non-durable goods - Biens non durables		571.0	565.8	564.2	539.3	493.3	460.4	464.2	468.7	479.8	483.8	512.6	523.9	536.5
Durable goods - Biens durables		708.2	738.5	757.3	683.7	590.1	572.0	575.6	612.4	647.2	673.3	726.1	739.5	754.8
101-109	Food - Aliments	139.6	142.1	139.4	137.1	130.1	126.0	122.4	125.1	125.2	125.6	130.4	136.7	145.6
101	Meat and poultry products - Viande & volaille	35.3	36.0	37.0	35.4	34.1	36.0	34.4	36.0	34.4	33.3	34.5	34.7	36.2
102	Fish products - Transformation du poisson	20.8	21.5	20.2	19.4	18.8	17.8	14.8	14.6	13.1	14.2	15.6	16.0	16.7
103	Fruit & vegetable - Fruits et légumes	16.4	16.1	15.1	14.8	12.7	12.2	12.1	10.8	12.1	12.0	13.1	11.2	11.7
104	Dairy products - Produits laitiers	13.3	13.7	14.0	15.3	15.4	12.2	11.8	13.0	14.7	14.0	15.0	16.2	17.1
105	Flour, cereal & feed - Farine, céréales et aliments pour animaux	9.5	9.6	9.5	9.2	9.1	7.5	8.6	8.9	8.6	8.9	9.5	11.7	14.0
106	Vegetable oil mills (ex. corn oil) - Huiles végétales (sauf l'huile de maïs)	0.5	0.5	0.5	0.5	0.5	0.5	0.4	0.3	0.8	1.2	1.0	0.8	0.7
107	Bakery products - Produits de boulangerie-pâtisserie	22.6	23.0	21.9	21.6	18.6	19.2	19.1	19.2	19.2	19.0	19.7	20.2	21.3
108	Sugar & sugar confectionery - Sucre et confiseries	5.5	5.6	5.4	5.4	5.5	6.1	6.5	5.7	8.1	6.8	5.2	6.4	7.0
109	Other food products - Autres produits alimentaires	15.6	16.1	15.7	15.6	15.4	14.5	14.7	16.7	14.3	16.0	16.7	19.3	20.9
111-114	Beverages - Boissons	20.5	20.9	20.0	19.8	17.5	16.5	16.3	16.9	16.9	15.8	17.3	18.8	19.8
121-122	Tobacco products - Produits du tabac	3.2	2.8	2.7	2.5	2.6	2.6	2.5	2.4	2.3	2.3	2.5	2.4	2.5
151-159	Rubber products - Produits en caoutchouc	17.2	16.3	15.9	15.6	13.5	12.3	14.7	15.2	15.9	16.2	16.7	16.2	16.9
161-169	Plastic products - Produits en matière plastique	35.5	39.0	43.4	43.0	41.4	29.7	32.3	35.5	37.4	39.0	43.5	48.4	49.6
171-171	Leather & allied products - Cuir et produits connexes	17.1	15.2	14.0	12.4	8.7	10.7	8.9	8.3	8.5	8.0	8.2	7.7	7.6
181-183	Primary textiles - Textiles de première transformation	17.8	17.4	15.7	14.1	12.7	13.6	12.1	12.8	14.0	14.1	14.0	14.4	14.3
191-199	Textile products - Produits textiles	22.7	22.7	20.2	18.2	17.8	16.4	17.9	19.5	18.9	18.7	21.0	22.7	22.7
243-249	Clothing - Habillement	78.8	77.0	72.3	67.5	53.6	45.5	52.9	50.4	52.2	53.2	58.2	62.6	62.0

Table 4
Estimates of Employment, for Employees paid by the Hour, by Industry, Canada, Provinces and Territories.

Tableau 4
Estimations de l'emploi, pour les salariés rémunérés à l'heure, par industrie, Canada, provinces et territoires

SIC 1980 CTI	Industry Industrie	EMPLOYMENT IN THOUSANDS - EMPLOI EN MILLIERS												
		1987	1988	1989	1990	1991	1992	1993	1994	1995	1996	1997	1998	1999
CANADA														
243	Men's & boys' clothing - Vêtements pour hommes et garçonnets	24.4	24.1	22.8	21.2	18.0	17.3	17.7	17.6	20.2	18.6	19.4	20.8	20.9
244	Women's clothing - Vêtements pour dames	25.6	25.3	22.5	19.2	15.3	12.2	16.4	14.7	15.5	17.0	18.8	21.1	20.8
245-249	Clothing n.e.c. - Habillement n.c.a.	28.8	27.6	27.1	27.0	20.2	15.9	18.8	18.0	16.5	17.6	20.0	20.7	20.2
251-259	Wood - Bois	93.1	96.7	98.5	88.7	72.7	74.7	79.3	88.6	89.1	93.7	100.6	108.7	115.8
256-259	Wood n.e.c. - Bois n.c.a.	7.3	8.3	8.2	8.8	8.0	8.6	10.1	11.2	11.1	11.6	12.1	12.8	13.7
251	Sawmill, planing mill & shingle mill products - Scieries, ateliers de rabotage et usines de bardeaux	45.1	49.4	45.9	45.9	39.7	41.0	41.2	46.0	46.4	50.1	50.8	54.0	57.7
252	Veneer & plywood - Placages & contreplaqués	8.2	8.2	7.7	7.5	6.6	6.3	6.6	7.3	7.7	7.3	8.3	8.1	7.9
254	Sash, doors & other millwork - Portes, châssis et autres bois travaillés	32.5	30.8	36.7	26.5	18.3	18.9	21.4	24.1	23.9	24.6	29.4	33.7	36.5
261-269	Furniture & fixtures - Meubles et articles d'ameublement	44.3	45.5	47.3	40.8	36.7	33.0	32.6	33.9	34.5	36.6	44.1	45.3	46.4
261	Household furniture - Meubles de maison	26.1	27.2	27.4	22.4	20.2	17.1	17.3	16.2	16.7	16.0	18.8	18.8	19.1
264	Office furniture - Meubles de bureau	9.9	9.5	9.5	8.8	7.6	6.3	6.3	7.5	7.1	8.3	9.0	9.1	9.7
269	Other furniture & fixtures - Autres meubles et articles d'ameublement	8.3	8.7	10.4	9.6	8.9	9.6	9.0	10.2	10.7	12.3	16.3	17.4	17.7
271-279	Paper & allied products - Papier et produits connexes	93.2	94.6	95.2	91.8	85.0	77.7	74.6	72.6	73.5	72.3	72.4	70.2	73.1
271	Pulp & paper - Pâtes et papiers	65.5	65.8	65.5	62.8	58.9	52.5	50.5	48.5	49.3	47.4	46.4	44.0	47.0
272	Asphalt roofing - Papier-toiture asphalté	1.0	1.0	1.2	1.1	0.9	1.2	1.1	1.1	1.0	1.0	1.2	1.0	1.1
273	Paper boxes & bags - Boîtes en carton et sacs en papier	12.6	13.1	12.7	12.4	11.0	11.3	12.1	13.1	13.7	12.9	13.7	14.0	14.4
279	Other converted paper products - Autres produits en papier transformé	14.0	14.8	15.8	15.6	14.2	12.7	10.9	9.9	9.5	11.0	11.2	11.1	10.7
281-284	Printing, publishing & allied ind. - Imprimerie, édition et industries connexes	80.3	72.5	78.7	72.1	66.7	69.0	72.4	72.1	76.1	76.3	83.0	79.4	83.6
281	Commercial printing - Impression commerciale	44.9	39.4	45.1	40.1	35.5	38.4	41.9	39.8	42.7	40.6	42.5	38.2	39.7
282	Platemaking, typesetting & bindery - Clichage, composition et reliure	12.8	11.1	11.3	10.2	9.4	9.1	10.1	10.7	10.9	10.8	10.7	9.2	9.8
283	Publishing - Édition	7.3	7.6	7.3	6.9	7.5	7.9	7.1	8.8	9.3	11.4	14.5	16.8	17.7
284	Combined publishing & printing - Impression et édition combinées	15.3	14.4	15.0	15.0	14.3	13.6	13.3	12.8	13.1	13.5	15.4	15.1	16.3
291-299	Primary metals - Première transformation des métaux	73.5	75.6	74.7	64.6	59.9	56.9	57.6	58.8	61.7	61.1	61.1	62.1	61.9
291	Primary steel - Sidérurgie	35.8	36.2	36.0	28.9	27.0	25.6	24.7	23.7	25.4	25.1	25.6	25.6	25.8
292	Steel pipes & tubes - Tubes et tuyaux d'acier	4.4	4.8	4.4	4.1	4.7	4.2	4.3	4.1	4.2	4.5	4.1	4.2	4.6
294	Iron foundries - Fonderies de fer	6.3	6.6	5.8	5.0	4.1	3.8	4.3	5.6	5.9	4.8	3.8	4.0	3.8
295	Non-ferrous metal smelting & refining - Fonte et affinage des métaux non-ferreux	16.6	17.5	18.2	17.4	14.9	13.3	13.8	13.3	13.8	14.9	13.4	14.2	13.4
296	Aluminum rolling, casting & extruding - Laminage, moulage et ext. de l'aluminium	3.8	3.7	3.6	3.4	4.8	5.5	5.4	5.8	5.1	5.8	7.1	7.1	7.1
297	Copper & alloy rolling, casting & extruding - Laminage, moulage et extrusion du cuivre et de ses alliages	2.5	2.7	2.5	2.2	1.7	1.5	1.5	1.4	2.9	1.7	2.0	2.1	2.1
299	Other metal rolling, casting & extruding - Autre laminage, moulage et extrusion des métaux	4.0	4.1	4.2	3.7	2.8	3.0	3.6	5.0	4.5	4.4	4.9	4.9	5.2
301-309	Fabricated metal products - Fabrication des produits métalliques	121.8	124.1	126.6	118.2	101.2	98.5	94.5	100.0	105.3	109.8	123.4	131.9	132.5
301	Power boilers & heat exchangers - Chaudières à pression et échangeurs de chaleur	2.3	2.4	2.5	2.8	3.0	2.9	2.6	2.8	2.4	2.2	2.0	2.0	2.3
302	Fabricated structural metal products - Éléments de charpentes métalliques	13.6	15.5	16.9	15.9	12.1	11.3	10.1	11.5	11.2	10.8	13.0	15.0	15.3
303	Ornamental & architectural metal products - Produits métalliques d'ornement et d'architecture	16.7	17.1	18.3	16.5	11.9	10.6	9.8	8.7	8.4	11.5	11.3	12.2	12.6
304	Stamped, pressed & coated metal products Embout., matriçage et revêtement des métaux	33.8	35.1	33.9	30.5	28.3	23.1	21.5	23.9	22.6	21.4	24.8	25.3	25.4

Table 4
Estimates of Employment, for Employees paid by the Hour, by Industry, Canada, Provinces and Territories.

Tableau 4
Estimations de l'emploi, pour les salariés rémunérés à l'heure, par industrie, Canada, provinces et territoires

SIC	Industry	EMPLOYMENT IN THOUSANDS - EMPLOI EN MILLIERS												
		1987	1988	1989	1990	1991	1992	1993	1994	1995	1996	1997	1998	1999
1980														
CTI	Industrie													
CANADA														
305	Wire & wire products - Fil métallique et ses produits	11.7	12.1	12.3	11.3	9.3	9.5	9.0	7.7	8.3	9.1	10.3	11.4	11.1
306	Hardware, tools & cutlery - Articles de quincaillerie, d'outillage et coutellerie	18.5	16.9	14.5	13.7	13.1	14.9	13.6	20.7	17.0	18.5	21.5	23.5	22.8
307	Heating equipment - Matériel de chauffage	3.2	3.3	3.7	3.5	2.8	3.0	2.9	2.9	2.6	3.7	3.4	3.7	3.9
308	Machine shops - Ateliers d'usinage	14.9	13.8	15.9	15.7	13.2	15.4	15.8	14.1	20.8	21.4	23.2	23.5	23.1
309	Other metal fabricating - Autres produits en métal	7.1	8.0	8.6	8.3	7.4	7.9	9.2	7.8	11.9	11.1	13.8	15.2	16.0
311-319	Machinery (ex. elect. mach.) - Machinerie (sauf électrique)	48.1	52.3	60.5	49.2	38.7	36.2	42.2	49.9	56.7	61.7	70.1	66.8	61.1
311	Agricultural implements - Instruments aratoires	3.8	4.1	4.6	4.7	4.2	4.7	5.7	5.9	5.7	7.7	9.0	8.2	7.4
312	Commercial refrig. & air cond. equip. - Matériel commer. de réfrigération et climatisation	3.8	4.1	4.1	3.2	2.1	1.8	2.3	2.6	2.6	3.1	3.2	3.2	3.2
319	Other machinery & equipment - Autres machineries et équipements	40.6	44.1	51.7	41.3	32.4	29.6	34.3	41.4	48.4	51.4	58.0	55.4	50.5
321-329	Transportation equipment - Matériel de transport	157.5	165.8	172.0	160.1	142.2	141.6	145.2	154.4	160.0	163.1	165.8	168.2	187.3
321	Aircraft & aircraft parts - Aéronefs et pièces d'aéronefs	22.6	23.2	24.4	26.0	23.7	22.3	19.8	19.4	20.9	23.1	24.6	25.9	30.8
323	Motor vehicles - Véhicules automobiles	39.5	39.7	41.7	39.8	39.7	39.7	41.5	43.0	42.8	43.5	41.5	43.3	43.9
324	Truck & bus bodies & trailers - Carrosseries de camions, d'autobus et de remorques	10.7	11.8	11.4	9.5	6.7	8.1	7.7	9.1	10.0	10.2	12.5	12.7	13.6
325	Motor vehicle parts & accessories - Pièces et accessoires pour véhicules automobiles	68.4	72.1	74.1	67.4	57.0	56.4	61.1	66.0	70.1	70.5	72.1	70.3	81.6
326	Railroad rolling stock - Matériel ferroviaire roulant	4.5	5.1	5.3	4.3	3.9	4.4	4.0	6.1	6.9	6.1	5.7	5.8	6.1
327	Shipbuilding & repair - Construction et réparation de navires	5.2	6.9	8.6	8.5	7.8	7.3	6.6	5.4	4.9	3.7	3.8	..	4.2
328	Boatbuilding & repair - Construction et réparation d'embarcations	5.3	5.7	4.9	3.3	2.3	2.2	3.0	3.9	3.6	..	4.0
331-339	Electrical & electronic products - Produits électriques et électroniques	80.7	84.2	85.9	75.5	62.2	58.6	55.9	57.7	61.5	64.6	68.8	67.5	58.6
330	Electrical & electronic products n.e.c. - Produits électriques et électroniques n.c.a.	25.4	25.2	25.3	21.5	16.6	14.4	11.8	12.9	12.0	10.8	11.3	9.8	8.1
332	Major appliances (electric & non-elect.) - Gros appareils (électriques ou non)	7.3	7.6	7.3	5.6	5.3	4.7	4.6	4.9	4.9	4.2	3.4	3.2	2.6
335	Communication & other electronic equip. - Equip. de comm. et autre matériel électronique	21.0	22.6	25.3	21.5	17.8	19.1	21.1	21.9	26.7	28.2	30.8	30.9	27.0
336	Office, store & business machines - Machines pour bureaux, magasins et commerces	5.8	5.6	5.2	4.9	3.2	4.4	3.1	4.2	4.3	6.0	7.4	8.8	8.0
337	Electrical industrial equipment - Matériel électrique d'usage industriel	12.8	14.4	13.9	14.1	11.7	9.8	10.5	8.8	10.2	11.7	13.1	12.3	10.6
338	Communications & energy wire and cable - Fils et câbles électr. et de communication	8.5	8.8	8.8	8.0	7.7	6.2	4.7	4.9	3.4	3.6	2.9	2.6	2.3
351-359	Non-metallic mineral products - Produits minéraux non métalliques	38.1	39.5	39.7	37.6	31.1	28.5	28.0	28.3	30.7	31.2	33.8	35.5	36.5
350	Non-metallic mineral products n.e.c. - Produits minéraux non métalliques n.c.a.	10.6	11.2	11.0	11.3	9.4	8.8	8.7	8.6	8.9	9.0	9.6	10.8	11.4
352	Hydraulic Cement - Ciment hydraulique	3.6	3.0	2.7	2.8	2.0	2.0	1.7	1.7	1.6	1.7	1.8	2.0	2.0
354	Concrete products - Produits en béton	6.8	7.4	8.2	7.5	6.1	5.1	4.5	5.5	5.1	5.5	6.9	6.7	6.8
355	Ready-mix concrete - Béton préparé	6.3	6.9	7.6	6.9	6.1	6.4	6.4	6.3	6.8	7.1	7.8	8.3	8.7
356	Glass & glass products - Verre et articles en verre	10.8	10.8	10.2	9.0	7.6	6.2	6.5	6.2	8.2	7.9	7.8	7.8	7.6
361-369	Refined petroleum & coal products - Produits raffinés du pétrole et du charbon	8.6	8.5	7.9	6.4	5.8	6.1	3.1	3.0	2.4	3.4	4.0	5.4	5.7
361	Refined petroleum products - Produits raffinés du pétrole	7.8	7.7	7.2	5.8	5.2	5.5	2.5	2.2	1.7	2.5	2.8	4.4	4.9
369	Other petroleum & coal products - Autres ind. des prod. du pétrole et du charbon	0.8	0.9	0.8	0.6	0.5	0.6	0.6	0.8	0.7	0.9	1.1	1.0	0.8

Table 4
Estimates of Employment, for Employees paid by the Hour, by Industry, Canada, Provinces and Territories.

Tableau 4
Estimations de l'emploi, pour les salariés rémunérés à l'heure, par industrie, Canada, provinces et territoires

SIC 1980 CTI	Industry Industrie	EMPLOYMENT IN THOUSANDS - EMPLOI EN MILLIERS												
		1987	1988	1989	1990	1991	1992	1993	1994	1995	1996	1997	1998	1999
CANADA														
371-379	Chemical & chemical products - Produits chimiques	36.6	36.9	38.7	38.9	38.0	34.3	34.0	35.1	36.6	38.9	41.3	39.1	33.1
371	Industrial chemicals n.e.c. - Produits chimiques d'usage industriel n.c.a.	7.0	6.7	7.1	7.1	8.9	7.7	8.3	8.3	7.6	8.0	7.5	6.9	4.8
372	Agricultural chemicals - Produits chimiques d'usage agricole	1.8	1.7	1.7	1.5	1.6	1.5	1.6	1.5	1.5	1.7	1.8	1.7	1.3
373	Plastic & synthetic resin - Matières plastiques et résines synthétiques	2.3	2.7	2.6	2.8	2.4	2.3	2.7	3.3	3.4	3.3	3.4	3.4	2.9
374	Pharmaceuticals & medicine - Produits pharmaceutiques et médicaments	5.4	5.8	6.0	6.0	6.4	6.2	6.1	6.9	7.9	8.5	9.1	9.7	9.3
375	Paint & varnish - Peintures et vernis	3.0	3.2	3.4	3.1	3.1	2.7	3.0	3.1	2.8	3.5	4.1	3.6	2.9
376	Soap & cleaning compounds - Savons et composés pour nettoyage	3.9	4.0	4.1	3.9	3.8	3.4	2.9	2.3	2.6	2.7	3.0	2.6	2.1
377	Toilet preparations - Produits de toilette	3.1	3.3	3.7	3.7	2.9	2.7	2.8	2.9	4.9	4.2	5.0	4.6	4.0
379	Other chemical products - Autres produits chimiques	10.0	9.5	10.1	10.7	8.7	7.7	6.6	6.8	5.9	7.1	7.4	6.7	5.7
391-399	Other manufacturing industries - Autres industries manufacturières	51.0	54.9	52.1	49.1	45.4	43.9	40.3	40.8	47.7	51.6	58.4	53.5	54.6
401-449	Construction - Construction	364.9	385.0	422.8	414.2	343.7	297.5	291.3	299.2	303.1	296.7	311.2	322.9	341.2
401-402	Bldg, developing & general contracting - Constructeurs, promoteurs et entrep. généraux	82.8	92.9	107.9	96.9	76.3	68.4	64.7	63.9	61.4	62.1	65.6	67.9	64.0
401	Residential building & development - Promotion et construction de bâtiments résidentiels	55.4	62.5	72.8	64.4	47.8	46.8	45.5	42.3	41.1	42.0	45.2	46.4	41.8
402	Non-residential building & development - Promotion & constr. de bâtiments non résidentiels	27.4	30.5	35.1	32.5	28.6	21.6	19.2	21.6	20.3	20.2	20.3	21.5	22.2
411-412	Industrial & heavy (engineering) construction - Constr. lourde et industrielle (génie)	46.0	48.2	53.2	55.3	50.9	44.1	43.3	45.7	47.0	43.4	43.0	48.4	47.8
411	Industrial const. (other than buildings) - Constr. industrielle (autre que bâtiment)	9.5	10.4	12.1	12.3	9.9	8.1	10.6	12.8	14.2	10.1	10.2	11.2	10.9
412	Highway & heavy constr. - Constr. de routes et constr. lourde	36.5	37.7	41.2	43.0	40.9	35.9	32.8	32.9	32.8	33.3	32.9	37.1	36.9
421-429	Trade contracting - Entrepreneurs spécialisés	224.5	232.7	249.2	249.8	206.8	178.7	178.0	182.1	185.0	180.1	192.0	197.5	218.8
441-449	Services incidental to construction - Services relatifs à la construction	11.5	11.2	12.5	12.1	9.7	6.3	5.3	7.5	9.6	11.1	10.6	9.1	10.5
041-449	Goods producing industries - Branches productrices de biens	1,802.0	1,855.0	1,909.8	1,799.6	1,584.0	1,478.0	1,477.3	1,540.1	1,582.5	1,599.2	1,705.9	1,737.9	1,786.1
451-499	Transportation, storage, comm. & other utilities - Transp., entreposage, comm. et autres services publics	281.2	298.9	309.2	317.3	304.2	300.4	301.3	315.1	307.6	294.8	333.3	348.2	341.4
451-479	Transportation & storage - Transport et entreposage	190.7	203.4	207.2	211.9	201.7	201.1	201.9	209.3	197.8	182.5	217.9	219.4	216.5
451-459	Transportation - Transport	184.5	196.8	201.8	206.1	195.7	195.0	194.0	201.9	190.9	175.4	209.8	208.5	202.4
451	Air transport - Transport aérien	4.1	5.5	6.4	6.9	6.4	6.9	7.1	9.7	8.5	9.6	13.2	16.7	21.1
452	Services incidental to air transport - Services relatifs au transport aérien	3.4	3.5	3.1	2.7	3.1	2.8	2.4	4.0	4.6	2.2	5.0	4.4	4.0
453	Railway transport & related services - Transport et services ferroviaires	30.5	32.4	31.2	29.3	28.0	27.2	26.2	27.0	20.0	22.5	22.1	23.4	28.1
454	Water transport - Transport par eau	7.7	9.1	8.0	7.4	7.2	6.2	6.1	6.0	7.2	6.8	8.0	7.1	6.5
455	Services incidental to water transport - Services relatifs au transport par eau	8.2	8.1	8.9	8.1	7.3	6.0	7.1	8.1	8.9	5.3	4.7	4.6	4.3
456	Truck transport - Camionnage	73.7	78.7	79.6	78.3	67.9	63.6	60.3	62.3	62.0	57.7	77.4	73.3	63.3
457	Public passenger transit systems - Transport en commun	29.5	30.2	31.4	37.5	42.6	48.8	49.4	47.9	43.2	37.6	42.1	44.9	45.2

Table 4
Estimates of Employment, for Employees paid by the Hour, by Industry, Canada,
Provinces and Territories.

Tableau 4
Estimations de l'emploi, pour les salariés rémunérés à l'heure, par industrie,
Canada, provinces et territoires

SIC 1980 CTI	Industry Industrie	EMPLOYMENT IN THOUSANDS - EMPLOI EN MILLIERS												
		1987	1988	1989	1990	1991	1992	1993	1994	1995	1996	1997	1998	1999
CANADA														
458-459	Transportation n.e.c. - Transport n.c.a.	27.4	29.3	33.1	35.8	33.2	33.6	35.4	36.9	36.4	33.5	37.5	34.1	30.0
461-461	Pipeline transport - Transport par pipelines	0.9	0.9	0.7	0.8	0.9	0.8	0.5	0.5	0.4	0.2	0.3	2.1	3.3
471-479	Storage & warehousing - Entreposage et emmagasinage	5.3	5.6	4.7	5.0	5.1	5.3	7.4	6.8	6.5	6.8	7.8	8.8	10.7
471	Grain elevators - Silos à grain	2.1	2.2	1.6	1.4	1.4	1.6	1.4	1.7	1.4	1.4	1.7	2.4	3.0
479	Other storage & warehousing - Autres entreposage et emmagasinage	3.2	3.4	3.2	3.5	3.7	3.7	6.0	5.2	5.1	5.4	6.2	6.4	7.8
481-499	Communication & other utilities - Communications et autres services publics	90.5	95.6	102.0	105.4	102.4	99.3	99.4	105.8	109.8	112.4	115.4	128.8	124.9
481-484	Communication - Communications	44.8	46.8	50.7	52.2	50.2	47.3	47.3	52.0	58.2	62.9	66.0	84.8	84.2
481	Telecommunication broadcasting - Diffusion des télécommunications	5.6	6.7	9.0	8.2	8.2	8.8	6.0	7.9	9.3	10.0	11.8	13.5	13.2
482	Telecommunication carriers - Transmission des télécommunications	24.0	25.3	26.6	27.9	28.0	25.8	24.1	24.4	26.7	28.5	27.7	46.2	54.6
483	Other telecommunication - Autres télécommunications	0.4	0.4	0.5	0.6	0.5	0.5	0.6	0.6	0.8	1.0	1.3	0.8	0.7
484	Postal & courier service - Services postaux et services de messagers	14.8	14.4	14.7	15.5	13.5	12.2	16.6	19.1	21.3	23.4	25.2	24.2	15.6
491-499	Other Utilities - Autres services publics	45.7	48.7	51.3	53.2	52.2	52.0	52.1	53.8	51.6	49.5	49.4	44.0	40.7
491	Electric power systems - Énergie électrique	28.8	29.8	30.7	33.1	32.7	32.5	31.9	31.9	30.8	29.7	29.0	26.5	26.0
492	Gas distribution systems - Distribution de gaz	3.1	3.6	4.1	4.3	4.4	4.5	4.8	4.7	4.8	4.9	5.2	5.5	5.3
493	Water systems - Distribution d'eau	5.6	5.5	5.7	5.9	6.0	5.7	5.6	5.3	5.0	4.4	4.2	2.8	2.4
499	Other utilities n.e.c. - Autres services publics n.c.a.	8.1	9.7	10.7	9.9	9.1	9.2	9.8	11.9	11.0	10.5	11.0	9.2	7.0
501-692 Trade - Commerce		1,146.9	1,182.0	1,235.5	1,316.7	1,197.2	1,154.4	1,188.5	1,205.6	1,251.4	1,238.4	1,291.8	1,288.1	1,307.6
501-599	Wholesale Trade - Commerce de gros	194.8	203.3	223.9	239.6	216.3	208.9	220.7	238.0	252.4	270.4	282.8	296.8	310.8
501-501	Farm products - Produits agricoles	6.2	5.5	7.2	10.5	7.9	7.2	5.4	4.4	3.8	4.7	4.4	5.4	7.1
511-511	Petroleum products - Produits pétroliers	7.8	7.9	7.3	10.9	11.5	8.6	10.7	10.8	9.6	9.9	12.3	12.7	14.2
521-524	Food, beverage, drug & tobacco - Produits alimentaires, boissons, médicaments et tabac	44.0	46.5	48.9	46.5	43.9	47.1	42.4	43.9	48.1	49.3	52.6	45.3	37.7
523-524	Drug & tobacco - Médicaments et tabac	4.3	4.8	4.8	5.0	4.3	4.3	6.1	6.5	10.0	11.4	13.3	11.6	10.1
521	Food - Produits alimentaires	38.1	40.0	42.4	39.9	37.3	40.3	34.0	35.0	35.7	36.1	36.6	31.3	24.7
522	Beverages - Boissons	1.6	1.6	1.6	1.6	2.2	2.5	2.3	2.4	2.3	1.9	2.7	2.4	2.8
531-532	Apparel & dry goods - Vêtements et mercerie	4.0	5.0	4.9	4.6	4.6	5.8	6.3	6.9	9.2	8.5	8.1	7.3	5.2
531	Apparel - Vêtements	2.2	2.8	2.8	2.7	3.5	4.9	5.3	5.2	7.4	6.7	6.3	5.3	3.8
532	Dry goods - Tissus et articles de mercerie	1.8	2.2	2.1	1.9	1.1	0.9	1.0	1.7	1.8	1.7	1.9	2.0	1.4
541-543	Household goods - Articles ménagers	9.8	6.1	9.4	5.0	3.8	5.9	4.2	6.3	5.8	6.4	6.8	7.3	5.6
541	Electr. & electronic household appl. & parts - App. ménagers élect. et électroniques et pièces	1.3	1.5	1.2	1.3	0.8	1.5	0.9	1.9	2.1	2.3	2.3	3.0	2.6
542	Household furniture - Meubles de maison	1.5	0.7	0.8	0.6	0.4	0.7	0.6	0.9	1.0	0.7	0.8	0.5	0.4
543	Household furnishings - Accessoires ménagers	7.0	4.0	7.4	3.1	2.6	3.7	2.7	3.5	2.7	3.5	3.7	3.7	2.5
551-552	Motor vehicles, parts & accessories - Véhicules auto., pièces et accessoires	23.2	24.2	27.9	27.0	24.7	24.0	26.1	25.3	27.2	26.4	27.6	31.2	31.3
551	Motor vehicles - Véhicules automobiles	9.6	10.0	11.3	10.8	9.6	7.4	8.5	7.7	9.2	8.8	9.6	11.5	11.7
552	Motor vehicles parts & accessories - Pièces et accessoires de véhicules automobiles	13.5	14.2	16.6	16.1	15.1	16.6	17.6	17.6	18.0	17.5	18.0	19.6	19.6
561-563	Metals, hardware, plumbing, heating & building materials - Métaux, quincaillerie, matér. de plomberie, de chauffage et de construction	39.2	40.9	45.6	50.0	41.9	40.7	45.0	47.6	49.8	50.1	51.9	58.9	54.1
561	Metal & metal products - Métaux et produits en métal	4.3	5.1	4.0	5.3	4.4	3.9	4.6	5.7	6.4	5.8	5.7	7.2	6.9
562	Hardware, plumbing, heating & air cond. equip supplies - Quincaillerie, mat. & fournitures de plomb. chauffage & climatisation	9.0	9.5	10.1	9.5	7.2	7.1	6.9	9.4	9.1	11.2	11.8	15.2	14.8
563	Lumber & building materials - Bois et matériaux de construction	25.9	26.3	31.5	35.1	30.4	29.7	33.5	32.5	34.2	33.0	34.4	36.5	32.4

Table 4
Estimates of Employment, for Employees paid by the Hour, by Industry, Canada, Provinces and Territories.

Tableau 4
Estimations de l'emploi, pour les salariés rémunérés à l'heure, par industrie, Canada, provinces et territoires

SIC 1980 CTI	Industry Industrie	EMPLOYMENT IN THOUSANDS - EMPLOI EN MILLIERS												
		1987	1988	1989	1990	1991	1992	1993	1994	1995	1996	1997	1998	1999
CANADA														
571-579	Machinery, equipment & supplies - Machines, matériel et fournitures	40.6	44.5	46.4	54.1	49.5	40.3	44.2	55.3	59.1	73.0	75.9	71.6	74.2
571	Farm machinery, equipment & supplies - Machines, matériel et fournitures agricoles	7.6	7.1	7.9	10.0	9.7	8.4	10.8	8.7	8.4	8.1	8.8	8.0	7.5
572	Const., forest. & mining mach. equip. & suppl.- Mach., mat. & fourn. (const., forêts, mines)	4.1	4.5	4.9	5.6	5.3	5.2	5.3	6.0	6.8	7.2	8.5	8.0	6.7
573	Industrial machinery, equipment & supplies - Machines, matériel et fournitures industriels	4.8	5.2	5.7	6.7	6.3	4.9	6.4	10.2	9.4	12.5	13.0	14.1	14.5
574	Electrical & electronic mach. equip. & supplies - Machines, matér., fourn. électric. & électro.	9.4	11.4	9.8	10.7	10.8	9.4	9.9	14.3	19.5	25.6	25.8	18.4	22.2
579	Other machinery, equipment & supplies - Autres machines, matériel et fournitures	14.7	16.2	18.1	21.1	17.4	12.4	11.9	16.1	15.0	19.6	19.8	23.2	23.4
591-599	Other wholesale products - Autres produits divers, commerce de gros	20.0	22.7	26.3	31.1	28.4	29.2	36.3	37.6	39.9	42.2	43.1	57.3	81.5
601-692	Retail trade - Commerce de détail	952.2	978.7	1,011.6	1,077.1	981.0	945.6	967.7	967.6	999.0	967.9	1,008.9	991.3	996.8
601-603	Food, beverage and drug - Aliments, boissons et médicaments	320.0	328.1	337.2	376.4	336.8	319.5	355.2	360.5	382.6	351.0	353.0	380.9	389.6
601	Food stores - Magasins d'alimentation	256.7	259.0	260.6	293.4	249.4	241.9	269.9	276.4	290.8	268.7	271.2	291.0	295.7
602	Liquor, wine & beer stores - Magasins de spiritueux, vin et bière	17.4	17.3	17.5	17.2	15.2	15.1	14.5	14.4	17.1	18.7	19.8	19.2	18.1
603	Prescription drugs & patent medicine stores - Mag. de médicaments sur ordonnance & brevetés	45.9	51.7	59.0	65.8	72.1	62.5	70.8	69.7	74.8	63.6	62.0	70.7	75.8
611-615	Shoe, apparel, fabric & yarn - Chaussures, vêtements, tissus et filés	95.4	103.9	106.1	106.9	94.6	90.1	88.4	91.8	96.6	96.7	102.6	82.1	101.4
611	Shoe stores - Magasins de chaussures	12.1	13.4	11.8	13.0	12.7	12.4	11.5	12.4	13.4	11.3	11.9	9.6	10.4
612	Men's clothing stores - Magasins de vêtements pour hommes	11.0	12.5	11.6	11.2	12.7	10.2	10.6	10.6	9.4	8.3	9.6	7.7	10.0
613	Women's clothing stores - Magasins de vêtements pour dames	40.2	42.5	43.0	41.7	33.2	30.0	33.9	34.8	35.6	37.1	40.4	31.3	39.8
614	Clothing stores n.e.c. - Magasins de vêtements n.c.a.	28.5	31.7	35.6	36.7	31.4	31.8	26.9	27.5	31.7	34.4	35.2	28.5	35.3
615	Fabric & yarn stores - Magasins de tissus et de filés	3.6	3.8	4.0	4.2	4.6	5.7	5.5	6.5	6.4	5.7	5.4	5.0	5.8
621-623	Household furniture, appliances & furnishings - Meubles, appareils et accessoires de maison	46.7	42.4	44.5	44.0	40.8	34.1	35.5	40.8	41.3	41.5	47.0	43.9	39.1
621	Household furniture stores - Magasins de meubles de maison	16.4	15.9	16.1	15.7	14.2	11.3	11.1	13.8	13.9	14.3	16.0	14.7	13.0
622	Appliance, TV, radio & stereo stores - Magasins ménagers, tv, radio & appar. stéréo	14.9	12.1	14.7	14.3	12.6	12.5	15.0	16.6	16.5	16.5	18.7	17.9	16.6
623	Household furnishings stores - Magasins d'accessoires d'ameublement	15.4	14.4	13.7	14.0	14.1	10.4	9.4	10.4	11.0	10.7	12.2	11.2	9.5
631-639	Auto vehicles, parts & access., sales & serv. Véhicules autos, pièces & access., vente & serv.	195.1	201.6	212.0	223.4	189.8	193.5	190.5	188.1	186.4	192.8	206.3	193.2	180.2
631	Automobile dealers - Concessionnaires d'automobiles	44.9	44.3	48.1	51.1	44.4	43.6	44.3	48.4	51.6	65.4	74.9	60.5	49.8
632	Recreational vehicle dealers - Marchands de véhicules de loisir	9.9	10.1	11.0	11.9	7.4	6.4	5.9	6.3	6.5	6.5	7.0	5.7	5.0
633	Gasoline service stations - Stations-service	67.9	76.3	74.7	79.1	70.5	74.8	64.2	53.8	46.4	42.3	39.4	42.1	45.8
634	Automotive parts & accessories stores - Mag. de pièces et accessoires pour automobiles	28.5	26.2	27.8	30.8	27.2	26.2	29.8	28.6	29.5	27.7	30.3	31.2	29.2
635	Motor vehicle repair shops - Ateliers de réparation d'automobiles	40.0	40.3	46.1	45.9	36.2	37.7	41.2	44.5	45.7	44.1	47.1	45.8	41.3
639	Other motor vehicle services - Autres services pour automobiles	3.9	4.4	4.4	4.6	4.1	4.8	5.0	6.4	6.7	6.8	7.6	8.0	9.1
641-641	General merchandise stores - Magasins de marchandises diverses	181.5	182.9	188.8	185.6	195.0	180.7	160.3	151.2	151.5	148.9	152.7	146.2	141.5
651-692	Other retail n.e.c. - Autres commerces de détail n.c.a.	113.5	119.9	123.1	140.8	124.0	127.6	137.9	135.2	140.7	137.1	147.4	145.0	145.1

Table 4
Estimates of Employment, for Employees paid by the Hour, by Industry, Canada, Provinces and Territories.

Tableau 4
Estimations de l'emploi, pour les salariés rémunérés à l'heure, par industrie, Canada, provinces et territoires

SIC 1980 CTI	Industry Industrie	EMPLOYMENT IN THOUSANDS - EMPLOI EN MILLIERS												
		1987	1988	1989	1990	1991	1992	1993	1994	1995	1996	1997	1998	1999
CANADA														
701-761	Finance, insurance & real estate - Finances, assur. & affaires immobilières	93.7	111.0	125.6	132.0	122.7	113.4	122.9	125.2	132.1	146.8	155.1	145.9	146.3
701-749	Finance & insurance - Intermédiaires financiers et assurances	52.5	63.0	71.4	75.8	75.7	74.4	75.8	78.4	82.7	93.0	100.1	101.6	103.5
701-709	Deposit accepting intermediaries - Intermédiaires financiers de dépôts	36.9	43.7	48.7	53.7	56.2	54.2	53.6	54.7	55.8	57.6	61.7	67.5	67.5
701-702	Banks - Banques	18.6	23.1	26.8	29.4	29.8	29.5	30.2	31.0	31.9	32.3	35.1	40.3	36.7
703	Trust Companies - Sociétés de fiducie	4.4	5.6	6.7	7.2	7.4	7.1	6.6	6.1	5.8	6.0	7.3	6.3	5.1
705	Credit unions - Caisses d'épargne et de crédit	13.9	15.0	15.2	17.0	19.0	17.5	16.7	17.5	18.0	19.1	19.0	20.8	25.5
711-712	Consumer & business financing intermediaries - Crédit à la consommation et aux entreprises	1.5	1.6	1.6	1.3	1.0	1.1	1.5	1.3	2.2	2.1	2.5	1.8	2.0
721-729	Investment intermediaries - Intermédiaires d'investissement	9.1	13.3	16.7	16.0	12.0	11.9	11.6	14.6	16.3	19.0	19.7	16.5	16.3
731-733	Insurance - Assurances	2.8	2.7	2.9	3.5	4.6	4.9	6.7	5.2	5.7	9.7	11.3	8.6	8.7
741-749	Other financial intermediaries - Autres intermédiaires financiers	2.3	1.7	1.4	1.5	1.8	2.4	2.4	2.5	2.8	4.6	4.9	7.1	9.0
751-761	Real estate operators & insurance agent - Services immobiliers & agences d'assurances	41.1	48.1	54.2	56.2	47.0	39.0	47.1	46.8	49.4	53.8	55.0	44.3	42.8
751-759	Real estate operators (exc'l developers) - Services immobiliers (sauf lotisseurs)	32.0	35.1	40.8	37.4	29.1	28.1	32.9	29.0	30.5	28.9	28.5	25.9	27.2
761-761	Insurance & real estate agent - Agences d'assur. et agences immobilières	9.2	12.9	13.4	18.8	17.9	10.9	14.1	17.8	18.9	24.8	26.5	18.4	15.6
771-779	Comm., business & pers. services - Services socio-culturels, comm. et pers.	1,809.0	1,856.6	1,946.1	2,024.1	1,976.5	1,930.7	1,971.0	2,044.9	2,154.5	2,233.1	2,263.9	2,354.1	2,360.2
771-779	Business services - Services aux entreprises	217.8	210.9	228.4	225.5	216.9	191.6	193.8	223.0	239.3	282.2	264.9	301.3	319.7
771	Employment agencies & personnel suppliers - Bureaux de placement et location de pers.	39.8	43.4	48.7	41.5	38.3	32.5	38.9	49.2	57.5	56.1	52.3	70.0	75.7
772	Computer & related services - Services informatiques et services connexes	12.4	13.6	15.0	12.9	9.9	10.0	10.5	12.2	14.5	27.1	27.2	19.3	6.8
773	Accounting & bookkeeping services - Serv. de comptabilité et tenue de livres	13.3	12.5	13.0	10.3	13.5	13.0	13.6	15.0	13.9	18.1	16.1	14.6	11.0
774	Advertising services - Services de publicité	13.0	12.2	18.8	19.0	11.7	9.7	6.6	6.9	8.2	14.4	15.9	13.7	11.6
775	Arch., eng. & other scientific & tech. serv. - Arch., ingénieurs et autres serv. scient. et tech.	25.9	27.2	28.7	34.2	40.7	33.8	31.3	33.4	30.9	45.7	43.2	54.0	63.4
776	Offices of lawyers & notaries - Études d'avocats et de notaires	14.8	9.5	6.7	8.4	7.8	7.1	6.3	12.1	12.1	19.6	17.1	8.6	6.4
777	Management consulting services - Bureaux de conseils en gestion	38.8	29.1	33.3	30.4	22.7	19.4	17.6	23.3	23.5	32.0	29.8	31.0	38.6
779	Other business services - Autres services aux entreprises	59.7	63.6	64.2	68.8	72.4	66.1	68.9	71.1	78.7	69.1	63.2	90.2	106.2
851-859	Educational & related services - Services d'enseignement et services annexes	16.7	17.0	17.5	20.7	19.8	19.0	19.8	21.7	23.0	22.1	20.7	21.2	18.7
851-853	Educational services - Services d'enseignement	324.6	335.2	345.7	358.1	365.6	372.3	376.2	373.5	374.7	391.2	408.2	409.2	372.0
851	Elementary & secondary education - Enseignement élémentaire et secondaire	165.6	173.5	182.3	189.4	192.9	197.7	200.2	200.3	201.2	243.8	269.9	254.7	227.7
852	Post-second. non-university education - Enseignement postsecondaire non univers.	47.3	47.9	47.7	49.2	51.4	51.3	53.6	52.1	51.1	48.0	49.1	51.3	51.2
853	University education - Enseignement universitaire	111.7	113.8	115.7	119.5	121.3	123.3	122.4	121.0	122.4	99.4	89.2	103.2	93.1
854-859	Libraries, museums & other educational serv. - Biblio., musées & autres serv. d'enseignement	16.7	17.0	17.5	20.7	19.8	19.0	19.8	21.7	23.0	22.1	20.7	21.2	18.7
854	Library services - Bibliothèques	10.3	10.6	10.8	11.9	11.9	11.2	11.6	11.3	11.0	9.1	7.8	8.2	7.0
855	Museums & archives - Musées et archives	2.9	3.1	3.0	3.4	4.0	3.9	3.5	3.8	4.0	4.1	4.2	4.4	4.0

Annual Estimates of Employment, Earnings and Hours, 1987-1999, Statistics Canada
 Estimations annuelles de l'Emploi, des gains et de la durée du travail, 1987-1999, Statistique Canada

Table 4
Estimates of Employment, for Employees paid by the Hour, by Industry, Canada, Provinces and Territories.

Tableau 4
Estimations de l'emploi, pour les salariés rémunérés à l'heure, par industrie, Canada, provinces et territoires

SIC 1980 CTI	Industry Industrie	EMPLOYMENT IN THOUSANDS - EMPLOI EN MILLIERS												
		1987	1988	1989	1990	1991	1992	1993	1994	1995	1996	1997	1998	1999
CANADA														
859	Other educational services - Autres services d'enseignement	3.5	3.3	3.7	5.3	3.9	3.9	4.7	6.6	8.0	9.0	8.7	8.6	7.7
861-869	Health & social services - Services de soins de santé et services sociaux	695.5	723.6	750.0	786.8	809.6	815.6	823.9	820.4	881.5	884.1	898.1	919.1	942.3
861,862 & 864	Inst. health & soc. serv., in/out social services & institutions - Établ. de santé & serv. soc. en/hors institution	602.6	622.6	642.1	657.8	673.0	679.7	690.1	678.4	712.4	682.0	674.0	699.1	726.0
861	Hospitals - Hôpitaux	407.2	422.9	433.9	447.1	459.9	464.5	461.3	459.0	461.5	436.1	427.5	429.3	440.5
862	Other institutional health & social services - Autres établ. de soins de santé & serv. sociaux	143.4	146.0	155.3	154.8	153.0	156.0	155.8	151.8	178.5	159.7	153.3	174.2	187.9
864	Non-institutional social services - Services sociaux hors institution	52.0	53.7	52.9	55.8	60.1	59.2	73.0	67.6	72.4	86.2	93.2	95.5	97.5
863 & 865-869	Other health & social services n.e.c. - Autres services de soins de santé et sociaux n.c.a.	92.9	101.0	108.0	129.0	136.6	135.9	133.8	142.0	169.2	202.1	224.1	220.0	216.3
863	Non-institutional health services - Services de soins de santé hors institution	13.0	13.8	18.0	23.9	21.9	18.3	18.5	27.5	33.8	41.1	55.1	55.1	57.0
865	Private practice of physicians, surgeons & dentist - Cabinets privés de médecins chirurgiens, dentistes	41.9	45.1	43.0	56.1	60.7	62.8	62.8	61.6	73.8	86.3	91.5	85.7	80.8
866	Offices of other health practitioners - Cabinets d'autres praticiens de la santé	7.2	9.2	11.6	12.2	15.4	16.4	15.5	15.3	22.1	24.3	28.2	27.5	26.3
868	Medical & other health laboratories - Laboratoires médicaux et autre lab. de santé	8.6	9.3	10.9	10.6	12.3	12.7	12.9	12.8	12.0	13.7	13.7	15.4	16.9
869	Health & social service assn's & agencies - Assoc. & org. de santé et de services sociaux	22.1	23.5	24.4	26.0	26.0	25.4	23.8	24.0	26.3	35.0	33.5	34.1	33.2
911-922	Accommodation, food & beverage services - Hébergement et restauration	597.1	613.6	630.3	655.9	612.6	588.7	617.7	635.1	656.9	668.0	690.8	702.3	673.6
911-914	Accommodation services - Services d'hébergement	139.8	149.2	143.6	156.6	144.9	141.1	136.4	139.8	137.5	144.6	145.8	141.1	142.8
912-914	Other accomodation services n.e.c. - Autres services d'hébergement n.c.a.	8.8	7.1	7.6	6.9	12.3	14.6	13.1	10.1	11.3	12.1	11.4	12.2	14.1
911	Hotels, motels & tourist courts - Hôtels, motels et camps pour touristes	131.0	142.1	136.0	149.7	132.6	126.4	123.3	129.7	126.2	132.5	134.4	128.9	128.7
921-922	Food & beverage services - Services de la restauration	457.3	464.3	486.7	499.3	467.7	447.6	481.3	495.3	519.4	523.4	544.9	561.2	530.8
921	Food services - Services de restauration	409.0	415.6	435.2	446.7	424.0	412.3	454.1	466.3	487.1	490.6	509.9	524.0	493.3
922	Taverns, bars & night clubs - Tavernes, bars et boîtes de nuit	48.3	48.8	51.5	52.6	43.7	35.3	27.2	29.0	32.3	32.8	35.1	37.3	37.5
961-999	Miscellaneous services - Services divers	281.9	291.5	319.8	335.1	317.5	315.8	315.9	344.7	353.8	376.7	389.5	410.3	405.8
961-969	Amusement & recreational services - Services de divertissements et de loisirs	94.4	102.5	103.8	113.9	105.3	111.9	113.3	121.9	124.7	121.5	124.4	146.6	144.0
960	Other amusement & recreational services n.e.c. - Autres serv. de divertis. et de loisirs n.c.a.	41.6	46.5	48.6	53.0	52.2	56.9	58.9	62.3	65.9	62.9	63.3	71.7	70.8
961	Motion picture, audio & video prod. & distr. - Prod. & distr. films et mat. audiovisuel	10.5	7.0	7.2	10.3	6.4	5.8	5.0	6.8	7.2	9.3	10.0	14.3	15.2
962	Motion picture exhibition - Projection de films cinématographiques	8.7	9.2	9.0	8.5	7.6	6.8	7.8	7.8	7.9	7.3	8.1	8.1	7.0
965	Sports & recreation clubs & services - Clubs sportifs et services de loisir	30.0	35.5	32.1	37.7	36.3	39.1	37.6	38.8	37.4	35.0	35.3	43.7	42.3
971-979	Personal services (exc'l private households) - Services personnels (excl. ménages)	51.3	49.4	52.2	50.2	51.0	47.5	48.7	52.3	55.8	61.2	61.7	64.7	63.3
971	Barber & beauty shops - Salons de coiffure et salons de beauté	19.3	17.6	18.4	16.1	16.0	17.6	20.1	22.4	25.6	27.9	29.7	30.4	28.7
972	Laundries & cleaners - Serv. de blanchissage et de nettoyage à sec	13.5	14.7	16.3	19.4	22.0	18.0	16.5	16.7	16.3	16.7	16.7	18.1	17.4
973	Funeral services - Pompes funèbres	2.2	1.7	2.6	2.9	2.1	3.5	3.1	3.8	4.8	6.9	6.1	6.4	6.7
979	Other personal & household services - Autres services personnels et domestiques	16.3	15.4	14.9	11.8	10.8	8.5	8.9	9.4	9.1	9.7	9.2	9.9	10.6
982-986	Membership organizations - Associations	31.2	31.3	37.1	40.4	36.5	42.2	43.2	47.9	48.7	58.4	66.1	53.6	52.0

Table 4
Estimates of Employment, for Employees paid by the Hour, by Industry, Canada, Provinces and Territories.

Tableau 4
Estimations de l'emploi, pour les salariés rémunérés à l'heure, par industrie, Canada, provinces et territoires

SIC 1980 CTI	Industry Industrie	EMPLOYMENT IN THOUSANDS - EMPLOI EN MILLIERS												
		1987	1988	1989	1990	1991	1992	1993	1994	1995	1996	1997	1998	1999
CANADA														
991-999	Other services - Autres services	105.0	108.3	126.7	130.5	124.7	114.2	110.7	122.5	124.7	135.6	137.3	145.4	146.4
990	Other services n.e.c. - Autres services n.c.a.	53.0	50.1	61.2	64.3	63.2	54.5	51.2	58.4	57.8	60.0	58.6	61.2	59.4
992	Automobile & truck rental & leasing services - Serv. de location d'automobiles et de camions	4.5	4.4	5.6	5.9	5.9	5.4	5.4	7.5	8.3	8.8	10.0	11.1	11.2
993	Photographers - Photographes	5.0	3.6	3.6	3.2	2.8	2.3	2.4	2.9	3.6	3.4	3.0	3.5	3.6
995	Services to buildings & dwellings - Serv. relatifs aux bâtiments et habitations	37.1	42.7	48.7	48.4	47.0	46.4	47.4	44.4	44.4	49.9	50.3	52.2	52.8
996	Travel services - Services de voyages	5.3	7.4	7.6	8.7	5.8	5.6	4.3	9.3	10.6	13.6	15.3	17.4	19.3
451-484	Service producing industries - Branches productrices de services	3,333.8	3,454.1	3,565.2	3,737.0	3,564.8	3,515.2	3,597.4	3,704.0	3,867.5	3,953.6	4,115.8	4,231.5	4,243.8
041-999	Industrial aggregate - Ensemble des industries	5,135.8	5,309.1	5,475.0	5,536.5	5,148.8	4,993.3	5,074.6	5,244.1	5,450.0	5,552.8	5,821.8	5,969.5	6,029.9
NEWFOUNDLAND TERRE-NEUVE														
061-092	Mining (incl. milling), quarrying and oil wells Mines (y compris broyage), carrières et puits de pétrole	2.0	2.3	2.4	2.4	2.0	1.8	1.8	2.1	2.0	2.0	2.2	1.5	0.9
101-399	Manufacturing - Industries manufacturières	14.1	14.0	13.7	12.4	10.9	9.2	8.5	7.6	7.9	8.4	9.4	10.3	11.9
	Non-durable goods - Biens non durables	12.2	11.9	11.2	10.3	9.1	7.4	7.1	5.6	6.0	6.8	7.5	8.1	9.4
	Durable goods - Biens durables	1.8	2.0	2.5	2.1	1.8	1.8	1.4	1.9	1.9	1.6	1.8	2.3	2.5
101-109	Food - Aliments	9.3	8.9	8.2	7.7	6.7	5.0	4.6	3.0	3.4	3.8	4.3	5.5	6.5
102	Fish products - Transformation du poisson	8.9	8.5	7.8	7.1	6.1	4.3	3.7	2.3	2.8	3.2	3.6	4.8	5.8
401-449	Construction - Construction	4.3	5.4	6.5	6.1	4.7	4.7	5.7	7.1	6.8	6.3	4.0	3.3	3.5
401-402	Bldg, developing & general contracting - Constructeurs, promoteurs et entrep. généraux	1.7	2.1	2.8	2.8	1.7	1.9	2.0	2.4	1.3	2.1	..	0.9	0.8
402	Non-residential building & development - Promotion & constr. de bâtiments non résidentiels	0.2	0.3	0.4	0.4	0.3	0.3	0.7	1.1	0.2	1.1	0.1
411-412	Industrial & heavy (engineering) construction - Constr. lourde et industrielle (génie)	0.8	0.8	0.8	0.7	0.8	0.7	1.6	2.4	3.2	2.2	..	0.5	..
421-429	Trade contracting - Entrepreneurs spécialisés	1.7	2.4	2.8	2.5	2.2	2.1	2.2	2.2	2.3	1.9	2.0	1.9	2.2
041-449	Goods producing industries - Branches productrices de biens	21.6	22.7	23.8	22.1	18.7	16.7	17.0	18.1	18.1	18.7	18.1	17.1	17.9
451-499	Transportation, storage, comm. & other utilities - Transp., entreposage, comm. et autres services publics	4.0	4.2	4.3	4.6	4.4	4.3	4.2	4.2	4.6	6.4	7.2	5.9	5.3
451-479	Transportation & storage - Transport et entreposage	3.0	3.4	3.6	3.8	3.5	3.5	3.4	3.2	3.4	3.2	3.2	3.0	2.8
481-499	Communication & other utilities - Communications et autres services publics	1.1	0.8	0.8	0.8	0.9	0.8	0.8	1.1	1.3	3.1	3.9	2.9	2.5
491-499	Other Utilities - Autres services publics	0.6	0.5	0.5	0.5	0.5	0.5	0.5	0.8	0.8	1.4	1.7	1.2	1.0
501-692	Trade - Commerce	15.0	16.5	18.2	20.7	18.4	18.2	17.4	19.5	20.7	18.1	18.1	19.0	19.8
501-599	Wholesale Trade - Commerce de gros	2.3	2.6	2.4	2.5	2.3	2.2	2.3	2.2	2.5	2.7	3.7	3.0	3.3
601-692	Retail trade - Commerce de détail	12.7	13.9	15.8	18.2	16.1	16.0	15.2	17.3	18.3	15.5	14.3	16.0	16.6

Annual Estimates of Employment, Earnings and Hours, 1987-1999, Statistics Canada
 Estimations annuelles de l'Emploi, des gains et de la durée du travail, 1987-1999, Statistique Canada

Table 4
Estimates of Employment, for Employees paid by the Hour, by Industry, Canada, Provinces and Territories.

Tableau 4
Estimations de l'emploi, pour les salariés rémunérés à l'heure, par industrie, Canada, provinces et territoires

SIC 1980 CTI	Industry Industrie	EMPLOYMENT IN THOUSANDS - EMPLOI EN MILLIERS												
		1987	1988	1989	1990	1991	1992	1993	1994	1995	1996	1997	1998	1999
NEWFOUNDLAND TERRE-NEUVE														
601-603	Food, beverage and drug - Aliments, boissons et médicaments	5.1	5.5	6.3	7.4	6.3	6.4	6.2	6.3	7.5	5.3	4.6	5.7	6.1
601	Food stores - Magasins d'alimentation	3.9	3.9	4.3	5.3	5.1	5.1	5.1	5.1	5.5	4.2	3.5	4.3	4.5
611-615	Shoe, apparel, fabric & yarn - Chaussures, vêtements, tissus et filés	0.9	1.0	1.2	1.5	1.4	1.1	1.0	0.9	1.4	1.2	1.0	0.7	0.8
631-639	Auto vehicles, parts & access., sales & serv. Véhicules autos, pièces & access., vente & serv.	3.0	2.9	3.5	3.9	3.0	3.3	3.1	4.1	3.7	3.8	4.0	5.1	4.7
641-641	General merchandise stores - Magasins de marchandises diverses	2.7	3.1	3.3	3.5	3.6	3.7	3.3	4.0	3.7	3.3	3.1	2.7	3.0
651-692	Other retail n.e.c. - Autres commerces de détail n.c.a.	0.9	1.2	1.3	1.8	1.4	1.3	1.3	1.5	1.7	1.4	1.3	1.2	1.3
701-761	Finance, insurance & real estate - Finances, assur. & affaires immobilières	0.7	0.7	0.8	1.0	0.9	0.8	0.9	1.0	1.3	1.6	1.8	1.2	1.1
701-749	Finance & insurance - Intermédiaires financiers et assurances	0.5	0.5	0.5	0.7	0.6	0.7	0.7	0.8	1.0	1.2	1.4	0.9	0.8
701-709	Deposit accepting intermediaries - Intermédiaires financiers de dépôts	0.3	0.4	0.4	0.5	0.5	0.5	0.5	0.5	0.7	0.8	1.0	0.6	0.5
701-702	Banks - Banques	0.3	0.4	0.4	0.4	0.4	0.5	0.5	0.5	0.6	0.7	0.7	..	0.5
771-779	Comm., business & pers. services - Services	15.8	16.7	18.8	19.4	18.6	18.6	19.0	21.2	22.0	25.1	25.3	26.7	26.9
851-999	socio-culturels, comm. et pers.	15.8	16.7	18.8	19.4	18.6	18.6	19.0	21.2	22.0	25.1	25.3	26.7	26.9
771-779	Business services - Services aux entreprises	1.6	2.0	1.9	2.1	1.5	1.4	1.5	1.4	1.2	1.8	1.7	1.7	2.0
851-853	Educational services - Services d'enseignement	4.1	4.2	4.4	4.6	4.4	4.2	4.5	4.7	4.7	5.8	6.8	6.7	6.1
861-869	Health & social services - Services de soins de santé et services sociaux	6.7	6.5	7.8	7.9	8.1	8.3	8.7	10.0	10.4	12.7	11.5	13.3	13.8
861	Hospitals - Hôpitaux	3.8	4.1	4.4	4.9	4.4	4.4	4.9	5.1	5.4	6.7	6.8	7.9	8.3
911-922	Accommodation, food & beverage services - Hébergement et restauration	5.7	6.2	6.9	6.6	6.3	6.3	6.2	6.8	6.6	7.1	8.0	7.8	6.9
911-914	Accommodation services - Services d'hébergement	1.9	2.1	2.3	2.2	1.9	1.8	1.7	2.0	1.9	2.2	2.3	1.9	1.8
921-922	Food & beverage services - Services de la restauration	3.8	4.1	4.7	4.4	4.5	4.5	4.4	4.8	4.7	4.9	5.7	5.9	5.1
921	Food services - Services de restauration	2.9	3.2	3.6	3.4	3.8	3.9	4.0	4.4	4.4	4.6	5.3	5.4	4.7
961-999	Miscellaneous services - Services divers	1.7	2.0	2.1	2.7	2.6	2.6	2.6	3.0	3.7	3.4	4.0	3.7	4.1
451-484	Service producing industries - Branches	35.3	38.0	41.5	45.1	41.9	42.0	41.5	45.7	48.6	50.9	52.3	53.3	53.6
501-999	productrices de services	35.3	38.0	41.5	45.1	41.9	42.0	41.5	45.7	48.6	50.9	52.3	53.3	53.6
041-999	Industrial aggregate - Ensemble des industries	56.9	60.8	65.3	67.3	60.6	58.7	58.5	63.8	66.7	69.7	70.4	70.4	71.5
PRINCE EDWARD ISLAND ILE-DU-PRINCE-ÉDOUARD														
101-399	Manufacturing - Industries manufacturières	2.2	2.4	2.5	2.4	2.2	2.6	2.4	2.4	2.6	3.2	4.2	4.1	3.9
	Non-durable goods - Biens non durables	1.8	1.9	2.0	2.0	1.8	2.0	1.9	2.0	2.1	2.3	2.9	2.7	2.4
	Durable goods - Biens durables	0.5	0.5	0.5	0.4	0.4	0.5	0.5	0.4	0.5	0.9	1.3	1.4	1.5
401-449	Construction - Construction	1.3	1.7	1.6	1.8	1.5	1.5	1.5	1.5	2.6	3.4	2.1	2.0	..
041-449	Goods producing industries - Branches	3.8	4.3	4.3	4.5	4.0	4.4	4.2	4.2	5.5	6.8	6.5	6.3	7.2
491-499	productrices de biens	3.8	4.3	4.3	4.5	4.0	4.4	4.2	4.2	5.5	6.8	6.5	6.3	7.2

Table 4
Estimates of Employment, for Employees paid by the Hour, by Industry, Canada, Provinces and Territories.

Tableau 4
Estimations de l'emploi, pour les salariés rémunérés à l'heure, par industrie, Canada, provinces et territoires

SIC 1980 CTI	Industry Industrie	EMPLOYMENT IN THOUSANDS - EMPLOI EN MILLIERS												
		1987	1988	1989	1990	1991	1992	1993	1994	1995	1996	1997	1998	1999
PRINCE EDWARD ISLAND ILE-DU-PRINCE-ÉDOUARD														
	451-499 Transportation, storage, comm. & other utilities - Transp., entreposage, comm. et autres services publics	1.0	1.1	1.3	1.4	1.3	1.2	1.3	1.3	1.2	1.1	1.3	1.4	1.4
	481-499 Communication & other utilities - Communications et autres services publics	0.6	0.6	0.7	0.7	0.6	0.6	0.7	0.6	0.6	0.5	0.4	0.3	0.2
	501-692 Trade - Commerce	3.7	4.1	4.0	4.3	4.3	4.2	4.4	4.6	4.9	4.7	4.7	4.6	4.8
	601-692 Retail trade - Commerce de détail	3.3	3.6	3.5	3.8	3.7	3.6	3.7	4.0	4.1	3.9	3.7	4.0	4.1
	601 Food stores - Magasins d'alimentation	0.9	0.9	0.8	0.9	0.8	0.9	0.9	0.9	1.1	1.1	1.1	1.4	..
	641-641 General merchandise stores - Magasins de marchandises diverses	0.7	0.9	0.9	0.9	1.1	1.0	0.8	0.7	0.6	0.6	0.6	0.4	0.4
	771-779 Comm., business & pers. services - Services socio-culturels, comm. et pers.	4.7	5.0	5.1	5.7	5.5	5.7	5.8	6.7	8.6	9.2	8.9	10.1	11.5
	851-853 Educational services - Services d'enseignement	1.2	1.3	1.4	1.4	1.4	1.4	1.4	1.4	1.5	1.9	2.1	2.0	1.8
	851 Elementary & secondary education - Enseignement élémentaire et secondaire	0.7	0.6	0.7	0.7	0.7	0.6	0.7	0.7	..	1.2
	861-869 Health & social services - Services de soins de santé et services sociaux	0.7	0.8	0.9	1.3	1.5	1.6	1.8	1.6	2.5	3.1	3.0	3.4	4.2
	862 Other institutional health & social services - Autres établ. de soins de santé & serv. sociaux	0.2	0.2	0.3	0.4	0.6	0.7	0.8	0.7	0.5	0.7	0.7	1.2	..
	451-484 Service producing industries - Branches productrices de services	9.9	10.9	10.4	11.5	11.4	12.1	12.6	13.7	16.2	16.7	16.6	17.5	19.3
	041-999 Industrial aggregate - Ensemble des industries	13.7	15.1	14.7	16.0	15.4	16.5	16.8	18.0	21.7	23.5	23.1	23.8	26.5
NOVA SCOTIA NOUVELLE-ÉCOSSE														
	061-092 Mining (incl. milling), quarrying and oil wells Mines (y compris broyage), carrières et puits de pétrole	3.7	3.7	2.8	3.1	3.1	2.5	2.4	2.6	2.6	1.9	2.2	2.0	1.9
	061-063 Mining - Mines	3.0	2.9	2.3	2.6	2.5	1.9	1.8	2.0	1.8	..	1.8
	063 Coal mines - Mines de charbon	2.4	2.2	1.5	1.8	1.7	1.4	1.3	1.3	1.3
	101-399 Manufacturing - Industries manufacturières	27.6	28.9	28.5	27.5	24.7	25.2	22.5	23.8	25.4	25.3	26.5	26.8	27.8
	Non-durable goods - Biens non durables	18.7	18.8	18.5	18.4	16.8	17.1	15.2	15.3	15.5	16.5	17.1	16.4	17.7
	Durable goods - Biens durables	8.8	10.1	10.0	9.0	7.8	8.1	7.3	8.5	9.8	8.9	9.4	10.5	10.2
	101-109 Food - Aliments	6.3	6.2	5.8	6.0	7.4	7.9	6.1	6.2	6.1	6.5	6.5	6.3	6.8
	102 Fish products - Transformation du poisson	3.5	3.5	3.3	3.3	4.3	5.0	3.4	3.6	3.3	3.6	3.7	3.1	3.3
	271-279 Paper & allied products - Papier et produits connexes	2.0	2.0	2.1	2.2	2.1	1.9	2.2	2.2	2.1	2.1	2.2	2.1	2.3
	321-329 Transportation equipment - Matériel de transport	2.7	3.3	2.8	2.5	2.5	2.8	2.5	2.3	3.4	2.8	3.2	3.0	2.8
	401-449 Construction - Construction	11.0	11.8	13.6	13.3	11.0	9.5	9.7	8.9	9.0	9.2	10.7	9.6	10.3
	401-402 Bldg, developing & general contracting - Constructeurs, promoteurs et entrep. généraux	2.6	2.8	3.7	3.0	2.7	2.3	2.1	2.1	2.1	2.2	2.6	2.4	2.3
	401 Residential building & development - Promotion et construction de bâtiments résidentiels	2.0	2.1	2.8	2.3	1.9	1.7	1.5	1.7	1.5	1.6	1.9	1.6	1.4

Annual Estimates of Employment, Earnings and Hours, 1987-1999, Statistics Canada
 Estimations annuelles de l'Emploi, des gains et de la durée du travail, 1987-1999, Statistique Canada

Table 4
Estimates of Employment, for Employees paid by the Hour, by Industry, Canada, Provinces and Territories.

Tableau 4
Estimations de l'emploi, pour les salariés rémunérés à l'heure, par industrie, Canada, provinces et territoires

SIC 1980 CTI	Industry Industrie	EMPLOYMENT IN THOUSANDS - EMPLOI EN MILLIERS												
		1987	1988	1989	1990	1991	1992	1993	1994	1995	1996	1997	1998	1999
NOVA SCOTIA NOUVELLE-ÉCOSSE														
411-412	Industrial & heavy (engineering) construction - Constr. lourde et industrielle (génie)	1.4	1.8	1.8	1.6	1.7	1.5	1.7	1.2	1.3	1.0	1.3	1.4	1.3
421-429	Trade contracting - Entrepreneurs spécialisés	6.8	7.0	7.9	8.4	6.3	5.5	5.7	5.4	5.3	5.6	6.6	5.5	6.3
041-449	Goods producing industries - Branches													
491-499	productrices de biens	44.2	46.2	46.9	46.0	40.6	39.0	36.5	37.5	39.4	38.8	42.2	40.6	41.9
451-499	Transportation, storage, comm. & other utilities - Transp., entreposage, comm. et autres services publics	12.8	12.9	13.2	13.2	12.1	11.6	11.8	11.4	10.9	10.5	12.0	10.3	9.0
451-479	Transportation & storage - Transport et entreposage	7.2	7.2	7.2	6.9	6.3	5.9	6.2	5.7	5.3	5.5	6.5	6.0	5.6
451-459	Transportation - Transport	7.2	7.1	7.1	6.9	6.2	5.8	6.1	5.7	6.4	6.0	5.6
481-499	Communication & other utilities - Communications et autres services publics	5.5	5.7	6.0	6.3	5.8	5.7	5.6	5.7	5.5	5.1	5.5	4.2	3.3
481-484	Communication - Communications	4.1	4.4	4.7	4.9	4.5	4.4	4.3	4.2	3.9	3.4	3.8	3.2	2.4
491-499	Other Utilities - Autres services publics	1.4	1.4	1.3	1.4	1.4	1.3	1.3	1.5	1.6	1.7	1.7	1.1	0.9
491	Electric power systems - Énergie électrique	1.2	1.2	1.2	1.2	1.1	1.1	1.1	1.1
501-692	Trade - Commerce	30.6	32.4	36.3	38.4	35.3	32.9	36.4	37.5	39.7	35.4	38.4	39.4	41.8
501-599	Wholesale Trade - Commerce de gros	4.5	4.3	4.3	4.5	3.7	4.1	4.3	5.5	6.2	6.2	7.7	6.7	7.3
521-524	Food, beverage, drug & tobacco - Produits alimentaires, boissons, médicaments et tabac	1.9	1.6	1.3	1.1	0.9	1.1	1.2	2.2	2.3	2.2	2.3	1.8	1.5
521	Food - Produits alimentaires	1.7	1.5	1.2	1.0	0.9	1.0	1.1	2.2	2.2	2.1	2.2	1.6	1.3
601-692	Retail trade - Commerce de détail	26.1	28.1	32.0	33.9	31.6	28.8	32.1	32.1	33.5	29.2	30.7	32.7	34.5
601-603	Food, beverage and drug - Aliments, boissons et médicaments	6.8	7.4	8.1	9.8	9.3	7.8	11.7	10.9	11.9	9.2	11.1	12.8	14.2
601	Food stores - Magasins d'alimentation	5.1	5.5	6.0	7.0	6.6	6.0	9.4	8.0	8.2	6.4	8.5	9.7	11.2
611-615	Shoe, apparel, fabric & yarn - Chaussures, vêtements, tissus et filés	1.8	2.0	1.9	1.8	2.4	1.9	1.9	2.1	2.4	2.5	2.8	2.0	2.4
631-639	Auto vehicles, parts & access., sales & serv. Véhicules autos, pièces & access., vente & serv.	6.5	7.9	9.1	8.5	7.0	7.1	7.0	7.5	7.2	6.1	5.8	6.6	7.0
641-641	General merchandise stores - Magasins de marchandises diverses	7.9	7.9	8.3	8.6	8.9	7.8	6.8	6.7	6.8	6.6	6.4	6.1	5.6
651-692	Other retail n.e.c. - Autres commerces de détail n.c.a.	2.5	2.3	3.5	4.3	3.5	3.3	4.0	3.6	3.9	3.9	3.9	4.4	4.4
701-761	Finance, insurance & real estate - Finances, assur. & affaires immobilières	1.7	1.9	2.2	2.5	2.1	2.2	2.9	2.9	3.5	3.9	4.0	3.5	3.6
701-749	Finance & insurance - Intermédiaires financiers et assurances	1.1	1.2	1.4	1.8	1.5	1.4	2.0	2.0	2.2	2.5	2.7	2.4	2.5
701-709	Deposit accepting intermediaries - Intermédiaires financiers de dépôts	0.9	1.0	1.1	1.1	1.2	1.2	1.3	1.4	1.6	1.8	1.9	1.7	1.6
701-702	Banks - Banques	0.8	0.9	0.9	1.0	1.0	1.1	1.2	1.2	1.4	1.6	1.6	1.4	1.2
751-759	Real estate operators (exc'l developers) - Services immobiliers (sauf lotisseurs)	0.4	0.5	0.7	0.6	0.5	0.6	0.7	0.7	0.8	0.8	0.8	0.9	1.0
771-779	Comm., business & pers. services - Services													
851-999	socio-culturels, comm. et pers.	40.2	43.2	46.9	48.0	47.4	47.2	46.2	51.7	58.5	59.7	62.3	63.1	69.5
771-779	Business services - Services aux entreprises	2.6	3.1	4.1	3.8	3.9	4.0	4.1	4.1	3.4	5.0	6.2	5.5	5.4
851-853	Educational services - Services d'enseignement	11.3	12.4	13.1	12.4	12.2	12.7	12.6	12.4	12.5	12.7	13.3	13.0	11.4
851	Elementary & secondary education - Enseignement élémentaire et secondaire	5.0	5.2	5.5	5.4	5.3	5.3	5.4	5.2	5.4	6.7	8.2	7.7	6.9

Table 4
Estimates of Employment, for Employees paid by the Hour, by Industry, Canada, Provinces and Territories.

Tableau 4
Estimations de l'emploi, pour les salariés rémunérés à l'heure, par industrie, Canada, provinces et territoires

SIC 1980 CTI	Industry Industrie	EMPLOYMENT IN THOUSANDS - EMPLOI EN MILLIERS												
		1987	1988	1989	1990	1991	1992	1993	1994	1995	1996	1997	1998	1999
NOVA SCOTIA NOUVELLE-ÉCOSSE														
853	University education - Enseignement universitaire	5.8	6.7	7.2	6.6	6.4	6.8	6.6	6.8	6.7	5.5	4.6	4.8	3.9
861-869	Health & social services - Services de soins de santé et services sociaux	15.6	17.1	17.9	20.2	20.8	21.1	21.0	20.7	24.6	25.5	24.4	27.3	33.3
861	Hospitals - Hôpitaux	10.4	11.1	11.3	11.3	10.4	10.4	10.4	10.0	9.6	10.1	13.1	13.6	16.5
911-922	Accommodation, food & beverage services - Hébergement et restauration	13.6	14.5	16.2	16.2	15.5	13.3	13.5	16.3	19.5	19.2	20.9	20.4	19.9
911-914	Accommodation services - Services d'hébergement	2.9	2.8	3.0	3.8	4.0	3.5	3.2	3.5	4.2	4.1	4.9	4.9	5.2
911	Hotels, motels & tourist courts - Hôtels, motels et camps pour touristes	2.8	2.8	2.9	3.8	3.8	3.3	3.0	3.2	3.8	3.7	4.6	4.5	4.8
921-922	Food & beverage services - Services de la restauration	10.7	11.7	13.2	12.4	11.5	9.8	10.3	12.7	15.3	15.1	15.9	15.6	14.7
921	Food services - Services de restauration	9.2	10.1	11.4	10.7	10.4	9.1	9.4	11.6	13.9	13.7	14.3	14.1	13.3
961-999	Miscellaneous services - Services divers	7.9	8.0	8.2	7.2	6.6	8.0	7.1	10.0	10.0	9.0	10.0	9.0	10.1
451-484	Service producing industries - Branches productrices de services	84.9	90.1	97.2	100.7	96.1	95.0	98.6	104.8	114.5	112.2	120.6	120.7	127.8
041-999	Industrial aggregate - Ensemble des industries	129.1	136.3	144.1	146.7	136.7	134.0	135.2	142.3	153.9	151.0	162.7	161.3	169.7
NEW BRUNSWICK NOUVEAU-BRUNSWICK														
041-051	Logging and forestry - Exploitation forestière et serv. forestiers	1.4	1.5	2.1	1.8	1.8	1.6	1.8	1.5	2.1	1.7	2.3	2.3	1.8
061-092	Mining (incl. milling), quarrying and oil wells - Mines (y compris broyage), carrières et puits de pétrole	2.3	2.3	2.3	1.7	1.8	2.0	1.9	2.0	2.2	2.4	2.3	2.0	2.2
101-399	Manufacturing - Industries manufacturières	23.9	26.2	26.1	24.7	23.0	23.4	22.9	22.9	23.0	21.4	23.9	24.5	26.4
	Non-durable goods - Biens non durables	15.1	16.1	15.6	14.8	14.4	14.6	13.7	14.2	13.7	13.0	15.1	13.9	14.5
	Durable goods - Biens durables	8.8	10.1	10.5	9.8	8.6	8.8	9.2	8.7	9.3	8.4	8.8	10.6	11.9
101-109	Food - Aliments	6.5	7.2	7.0	6.6	6.6	6.7	6.2	6.8	6.3	5.9	6.8	6.5	6.9
251-259	Wood - Bois	3.8	3.8	3.7	3.6	2.8	2.8	3.4	3.4	3.4	3.4	3.9	4.9	5.1
251	Sawmill, planing mill & shingle mill products - Scieries, ateliers de rabotage et usines de bardeaux	2.2	2.3	1.9	1.9	1.6	1.6	2.1	2.2	2.4	2.4	2.7	3.5	3.5
271-279	Paper & allied products - Papier et produits connexes	4.6	4.7	4.8	4.3	4.5	4.2	3.8	4.1	4.0	4.0	4.1	3.6	3.6
271	Pulp & paper - Pâtes et papiers	4.2	4.2	4.5	3.9	4.1	3.8	3.5	3.7	3.5	3.5	3.5	3.0	3.0
401-449	Construction - Construction	7.9	9.6	11.6	11.8	10.7	9.9	9.1	9.1	8.5	8.9	8.9	8.1	9.1
401	Residential building & development - Promotion et construction de bâtiments résidentiels	1.2	1.4	1.8	2.2	2.1	1.7	1.9	1.6	1.5	1.4	1.5	1.4	1.2
421-429	Trade contracting - Entrepreneurs spécialisés	4.7	6.1	7.1	7.0	5.9	6.2	5.2	5.2	5.5	5.3	5.4	4.6	5.4
041-449	Goods producing industries - Branches productrices de biens	36.3	40.4	42.9	40.7	37.9	37.7	36.4	36.1	36.3	34.7	37.8	37.8	40.6
451-499	Transportation, storage, comm. & other utilities - Transp., entreposage, comm. et autres services publics	7.2	6.7	7.5	7.4	7.1	7.1	7.4	7.2	7.5	7.7	7.7	7.6	7.6

Annual Estimates of Employment, Earnings and Hours, 1987-1999, Statistics Canada
 Estimations annuelles de l'Emploi, des gains et de la durée du travail, 1987-1999, Statistique Canada

Table 4
Estimates of Employment, for Employees paid by the Hour, by Industry, Canada, Provinces and Territories.

Tableau 4
Estimations de l'emploi, pour les salariés rémunérés à l'heure, par industrie, Canada, provinces et territoires

SIC 1980 CTI	Industry Industrie	EMPLOYMENT IN THOUSANDS - EMPLOI EN MILLIERS												
		1987	1988	1989	1990	1991	1992	1993	1994	1995	1996	1997	1998	1999
NEW BRUNSWICK NOUVEAU-BRUNSWICK														
451-479	Transportation & storage - Transport et entreposage	5.3	4.8	5.6	5.4	5.1	5.1	5.4	5.3	5.6	6.0	6.0	5.2	5.0
451-459	Transportation - Transport	5.2	4.7	5.5	5.3	5.0	5.0	5.3	5.1	5.3	5.7	5.9	5.0	4.7
481-499	Communication & other utilities - Communications et autres services publics	2.0	1.9	1.9	2.0	2.1	2.0	2.0	2.0	1.9	1.7	1.7	2.5	2.7
501-692 Trade - Commerce		25.2	26.2	29.0	29.1	30.0	27.0	27.3	30.4	30.5	28.4	29.4	30.2	31.2
501-599	Wholesale Trade - Commerce de gros	4.7	4.7	5.1	5.2	5.7	4.9	5.4	4.6	5.4	5.5	6.9	6.1	6.0
601-692	Retail trade - Commerce de détail	20.5	21.4	23.9	23.8	24.4	22.1	21.9	25.9	25.1	22.9	22.5	24.1	25.2
601-603	Food, beverage and drug - Aliments, boissons et médicaments	7.6	8.4	9.1	8.4	8.6	8.1	8.9	10.1	9.6	7.9	8.5	10.5	11.5
601	Food stores - Magasins d'alimentation	5.1	6.0	6.4	5.8	6.3	6.1	6.5	7.9	7.3	5.8	6.6	8.2	8.9
611-615	Shoe, apparel, fabric & yarn - Chaussures, vêtements, tissus et filés	1.8	1.7	1.7	1.9	1.9	1.8	1.8	2.1	1.7	1.7	1.8	1.2	1.5
631-639	Auto vehicles, parts & access., sales & serv. - Véhicules autos, pièces & access., vente & serv.	3.6	3.8	4.7	5.2	4.4	4.7	4.2	5.6	5.6	5.2	4.9	5.4	5.4
641-641	General merchandise stores - Magasins de marchandises diverses	4.2	4.1	4.6	4.8	5.7	4.7	4.5	5.0	5.1	4.9	4.2	3.7	3.4
651-692	Other retail n.e.c. - Autres commerces de détail n.c.a.	2.5	2.5	2.8	2.8	3.1	2.3	1.9	2.3	2.2	2.4	2.4	2.6	2.5
701-761 Finance, insurance & real estate - Finances, assur. & affaires immobilières		1.8	1.6	1.8	1.9	2.2	2.2	2.3	2.3	2.7	2.8	3.4	3.0	2.9
701-749	Finance & insurance - Intermédiaires financiers et assurances	1.1	1.1	1.2	1.4	1.4	1.3	1.7	1.6	1.8	1.8	2.3	2.4	2.4
701-709	Deposit accepting intermediaries - Intermédiaires financiers de dépôts	0.7	0.8	0.8	0.9	0.9	0.8	1.0	0.9	1.0	1.2	1.6	1.9	1.9
751-759	Real estate operators (exc'l developers) - Services immobiliers (sauf lotisseurs)	0.7	0.4	0.6	0.5	0.6	0.8	0.5	0.4	0.4	0.4	0.4	0.3	0.3
771-779 Comm., business & pers. services - Services 851-999 socio-culturels, comm. et pers.		41.1	43.6	46.4	47.3	46.6	46.6	46.8	49.4	50.9	52.4	51.3	52.4	54.7
771-779	Business services - Services aux entreprises	2.4	2.4	2.6	2.9	3.0	3.3	3.1	3.3	3.9	4.4	5.2	5.8	6.9
851-853	Educational services - Services d'enseignement	7.5	7.9	8.1	8.1	8.3	8.5	8.4	8.2	7.5	8.1	7.9	8.8	8.2
851	Elementary & secondary education - Enseignement élémentaire et secondaire	4.8	5.2	5.1	5.3	5.3	5.4	5.2	5.2	4.9	5.5	5.0	5.6	..
861-869	Health & social services - Services de soins de santé et services sociaux	20.6	21.8	23.6	24.7	24.3	24.7	25.1	25.7	24.8	26.6	24.6	26.4	28.9
861	Hospitals - Hôpitaux	13.9	13.5	14.2	14.3	14.4	15.0	14.8	14.7	14.6	14.8	15.3	14.8	15.5
911-922	Accommodation, food & beverage services - Hébergement et restauration	13.5	13.4	14.5	13.6	13.3	13.1	13.1	14.6	16.4	15.2	14.1	13.4	12.4
911-914	Accommodation services - Services d'hébergement	2.4	2.4	2.8	2.6	2.5	3.1	2.9	3.0	4.0	3.5	3.6	3.2	3.3
921-922	Food & beverage services - Services de la restauration	11.0	11.0	11.7	11.1	10.8	10.0	10.2	11.5	12.4	11.7	10.5	10.2	9.1
921	Food services - Services de restauration	10.5	10.4	11.1	10.5	10.1	9.3	9.5	10.9	11.7	10.9	9.7	9.5	8.5
961-999	Miscellaneous services - Services divers	4.2	5.5	5.3	5.6	5.4	5.1	5.1	5.5	5.5	5.7	6.9	6.3	6.2
451-484 Service producing industries - Branches 501-999 productrices de services		75.8	79.6	84.0	85.0	85.8	84.9	85.9	91.5	94.4	95.0	96.3	97.8	100.4
041-999 Industrial aggregate - Ensemble des industries		112.1	119.9	126.9	125.7	123.7	122.5	122.3	127.6	130.8	129.7	134.1	135.6	141.0

Table 4
Estimates of Employment, for Employees paid by the Hour, by Industry, Canada, Provinces and Territories.

Tableau 4
Estimations de l'emploi, pour les salariés rémunérés à l'heure, par industrie, Canada, provinces et territoires

SIC	Industry	EMPLOYMENT IN THOUSANDS - EMPLOI EN MILLIERS												
		1987	1988	1989	1990	1991	1992	1993	1994	1995	1996	1997	1998	1999
1980														
CTI	Industrie													
QUÉBEC														
041-051	Logging and forestry - Exploitation forestière et serv. forestiers	4.7	5.2	4.8	4.3	4.4	4.6	5.6	5.9	6.4	5.0	6.5	8.6	7.7
061-092	Mining (incl. milling), quarrying and oil wells Mines (y compris broyage), carrières et puits de pétrole	12.5	12.3	12.6	12.6	11.0	10.6	9.6	10.6	10.0	9.1	10.6	9.8	9.9
061-063	Mining - Mines	9.9	9.9	10.1	9.3	8.5	8.4	7.8	7.8	7.4	7.3	8.2	7.4	7.5
061	Metal mines - Mines de métaux	7.3	7.6	7.6	7.1	6.2	6.0	5.4	5.4	5.4	5.3	5.5	5.3	5.3
062	Non-metal mines (except coal) - Mines de minerais non métalliques (sauf le charbon)	2.5	2.3	2.5	2.3	2.3	2.4	2.4	2.3
091-092	Services incidental to mineral extraction - Industrie des services miniers	1.7	1.3	1.0	1.5	1.2	0.7	0.8	0.9	0.9	0.6	1.1	0.7	0.8
092	Services incidental to mining - Services relatifs à l'extraction minière	1.6	1.3	1.0	1.4	1.2	0.6	0.7	0.9
101-399	Manufacturing - Industries manufacturières	351.6	357.9	354.4	325.0	305.5	291.9	298.1	295.7	319.2	325.5	344.6	360.1	367.3
	Non-durable goods - Biens non durables	190.7	186.6	181.4	173.9	166.6	152.0	159.2	152.9	161.3	164.7	176.3	177.5	176.6
	Durable goods - Biens durables	160.9	171.2	173.0	151.1	138.9	140.0	138.9	142.9	157.9	160.8	168.2	182.6	190.7
101-109	Food - Aliments	28.6	30.5	29.6	30.4	27.8	28.2	26.8	27.0	27.1	30.1	31.5	33.3	33.6
243-249	Clothing - Habillement	42.3	40.1	36.9	35.9	32.3	26.3	33.8	31.4	32.1	33.5	36.1	37.3	36.3
243	Men's & boys' clothing - Vêtements pour hommes et garçons	10.8	10.2	10.2	9.4	9.2	9.0	9.4	10.1	12.0	11.2	10.8	11.8	12.1
244	Women's clothing - Vêtements pour dames	13.4	12.7	10.0	9.4	9.1	6.7	11.2	9.0	9.2	11.0	12.4	12.7	12.1
245-249	Clothing n.e.c. - Habillement n.c.a.	18.1	17.3	16.7	17.0	14.0	10.6	13.2	12.2	10.9	11.4	12.9	12.8	12.1
251-259	Wood - Bois	25.9	26.4	26.4	20.7	17.7	18.6	19.1	22.3	25.3	26.0	27.0	31.8	34.9
251	Sawmill, planing mill & shingle mill products - Scieries, ateliers de rabotage et usines de bardeaux	7.1	7.9	6.9	6.6	7.0	9.8	8.8	9.9	13.2	13.3	13.3	15.7	17.2
254	Sash, doors & other millwork - Portes, châssis et autres bois travaillés	14.8	13.7	15.2	10.0	6.2	4.5	6.3	7.1	7.6	8.0	9.0	10.9	12.1
261-269	Furniture & fixtures - Meubles et articles d'ameublement	17.1	17.7	17.6	15.3	16.5	12.8	12.0	10.9	11.6	12.0	12.2	14.3	15.4
261	Household furniture - Meubles de maison	14.1	14.5	14.0	11.7	12.2	8.9	8.4	7.1	7.3	6.4	6.4	7.4	7.2
271-279	Paper & allied products - Papier et produits connexes	36.6	36.8	35.9	34.0	32.2	29.5	26.2	24.5	25.2	23.9	23.6	22.2	23.6
271	Pulp & paper - Pâtes et papiers	27.2	27.0	25.8	23.9	22.3	19.7	18.2	17.1	18.2	17.1	16.3	15.6	16.7
281-284	Printing, publishing & allied ind.- Imprimerie, édition et industries connexes	29.3	25.6	26.2	22.1	20.3	19.7	20.9	20.1	22.4	22.4	24.3	21.8	22.8
281	Commercial printing - Impression commerciale	19.5	16.4	16.6	13.8	11.9	12.2	14.0	12.5	13.8	13.1	13.4	11.6	12.2
291-299	Primary metals - Première transformation des métaux	15.9	15.9	16.2	15.0	13.8	13.4	14.5	14.5	15.0	16.5	15.6	17.0	17.6
295	Non-ferrous metal smelting & refining - Fonte et affinage des métaux non-ferreux	7.5	7.5	7.8	7.5	5.5	4.8	5.7	5.9	6.4	7.3	6.3	6.9	7.2
301-309	Fabricated metal products - Fabrication des produits métalliques	27.8	29.4	29.2	26.2	25.0	23.2	22.3	22.6	25.9	25.7	28.6	32.2	33.8
308	Machine shops - Ateliers d'usinage	3.5	3.5	3.0	3.6	3.4	3.4	4.1	4.2	6.0	5.9	5.8	5.7	5.6
321-329	Transportation equipment - Matériel de transport	22.5	24.8	26.2	24.7	20.4	22.5	23.7	25.4	25.6	23.2	23.9	26.2	28.8
321	Aircraft & aircraft parts - Aéronefs et pièces d'aéronefs	8.6	8.7	9.4	10.4	9.8	10.5	9.8	10.0	10.2	11.1	11.2	12.5	14.5
323	Motor vehicles - Véhicules automobiles	4.2	4.6	4.7	3.8	2.3	2.4	4.1	4.4	3.9	2.8	3.0	2.9	3.1
331-339	Electrical & electronic products - Produits électriques et électroniques	20.1	21.0	21.2	18.7	15.7	14.9	15.0	16.0	17.2	18.8	19.9	21.2	19.3
335	Communication & other electronic equip. - Equip. de comm. et autre matériel électronique	5.4	6.1	6.1	4.8	3.6	4.9	6.6	6.4	8.4	10.0	10.1	11.1	10.7
391-399	Other manufacturing industries - Autres industries manufacturières	12.7	14.7	12.7	11.6	13.7	19.8	16.5	14.1	17.1	17.9	19.4	17.1	17.1

Table 4
Estimates of Employment, for Employees paid by the Hour, by Industry, Canada, Provinces and Territories.

Tableau 4
Estimations de l'emploi, pour les salariés rémunérés à l'heure, par industrie, Canada, provinces et territoires

SIC 1980 CTI	Industry Industrie	EMPLOYMENT IN THOUSANDS - EMPLOI EN MILLIERS												
		1987	1988	1989	1990	1991	1992	1993	1994	1995	1996	1997	1998	1999
QUÉBEC														
	401-449 Construction - Construction	93.3	100.9	109.1	94.7	71.9	56.5	61.8	63.5	66.4	58.2	62.8	69.2	72.0
	401-402 Bldg, developing & general contracting - Constructeurs, promoteurs et entrep. généraux	18.6	22.3	24.0	22.2	16.4	13.1	11.9	15.0	15.6	13.7	14.6	16.9	16.7
	401 Residential building & development - Promotion et construction de bâtiments résidentiels	11.2	13.4	14.5	13.2	9.6	9.0	7.9	9.5	10.0	9.5	10.4	11.7	10.9
	402 Non-residential building & development - Promotion & constr. de bâtiments non résidentiels	7.4	8.8	9.5	9.0	6.8	4.0	4.0	5.5	5.6	4.3	4.2	5.2	5.8
	411-412 Industrial & heavy (engineering) construction - Constr. lourde et industrielle (génie)	8.6	8.0	9.1	7.9	8.3	7.2	7.1	7.6	8.7	5.8	6.4	7.8	6.5
	412 Highway & heavy constr. - Constr. de routes et constr. lourde	6.7	6.2	6.9	5.9	5.8	6.0	6.2	6.3	6.4	4.9	5.7	6.7	5.6
	421-429 Trade contracting - Entrepreneurs spécialisés	64.3	68.6	73.9	62.7	45.8	34.3	41.5	39.7	40.9	37.6	40.5	43.5	47.7
	041-449 Goods producing industries - Branches 491-499 productrices de biens	472.9	488.3	493.8	448.7	404.8	375.7	387.3	388.1	414.3	408.8	434.6	456.8	465.3
	451-499 Transportation, storage, comm. & other utilities - Transp., entreposage, comm. et autres services publics	53.9	63.0	61.7	62.0	63.2	68.1	69.5	70.7	69.7	65.0	68.7	74.1	72.7
	451-479 Transportation & storage - Transport et entreposage	36.7	44.1	42.0	41.5	43.5	48.3	49.4	48.7	48.0	41.2	46.3	49.1	49.3
	451-459 Transportation - Transport	36.1	43.4	41.6	40.9	42.8	47.4	48.2	48.0	46.9	40.1	45.3	48.2	48.0
	456 Truck transport - Camionnage	13.6	20.1	18.9	18.3	15.0	16.7	13.0	14.4	13.9	12.4	16.7	16.1	13.6
	457 Public passenger transit systems - Transport en commun	5.2	6.0	5.3	5.7	9.8	13.7	15.8	15.1	13.9	11.1	11.6	14.0	15.1
	481-499 Communication & other utilities - Communications et autres services publics	17.2	18.9	19.7	20.5	19.7	19.8	20.1	22.0	21.7	23.8	22.4	25.0	23.4
	481-484 Communication - Communications	6.4	6.9	6.8	8.5	7.8	7.7	7.8	9.7	9.4	12.9	12.3	15.9	14.9
	482 Telecommunication carriers - Transmission des télécommunications	3.3	3.4	3.5	3.8	3.3	3.0	2.7	2.7	3.7	5.9	4.2	7.0	7.6
	484 Postal & courier service - Services postaux et services de messagers	1.5	1.5	1.7	2.1	1.8	1.7	3.1	3.9	3.3	4.1	4.2	4.7	3.4
	491-499 Other Utilities - Autres services publics	10.8	12.0	12.9	12.0	11.9	12.1	12.3	12.3	12.3	10.9	10.1	9.1	8.5
	491 Electric power systems - Énergie électrique	6.7	7.0	7.3	7.8	8.0	7.9	8.3	8.4	8.1	7.1	6.3	6.1	6.0
	501-692 Trade - Commerce	297.3	296.6	303.1	326.4	294.6	260.7	276.0	292.4	293.5	297.6	308.5	309.5	305.3
	501-599 Wholesale Trade - Commerce de gros	45.9	48.6	54.5	63.1	56.2	44.2	54.3	65.6	67.8	72.8	68.7	71.6	74.9
	521-524 Food, beverage, drug & tobacco - Produits alimentaires, boissons, médicaments et tabac	10.4	11.2	11.5	13.5	11.7	9.5	11.0	12.1	14.8	13.8	13.3	12.5	10.1
	521 Food - Produits alimentaires	7.9	8.6	8.9	10.1	8.6	6.7	8.2	9.6	9.2	9.6	10.0	9.1	6.8
	561-563 Metals, hardware, plumbing, heating & building materials - Métaux, quincaillerie, matér. de plomberie, de chauffage et de construction	8.3	8.3	10.1	11.1	8.8	9.1	9.8	13.4	13.2	13.5	12.6	14.3	15.1
	563 Lumber & building materials - Bois et matériaux de construction	2.7	2.8	4.5	5.8	5.6	6.4	7.7	9.5	9.7	9.0	8.8	9.5	10.4
	571-579 Machinery, equipment & supplies - Machines, matériel et fournitures	8.9	11.6	12.8	16.5	17.0	7.3	11.2	14.7	15.1	18.2	17.3	15.5	15.7
	573 Industrial machinery, equipment & supplies - Machines, matériel et fournitures industriels	1.0	1.5	1.6	1.9	2.0	1.1	1.6	2.2	2.2	3.3	3.2	3.4	3.4
	574 Electrical & electronic mach. equip. & supplies - Machines, matér., fourn. électric. & électro.	1.7	1.8	1.9	3.4	3.3	1.9	2.8	3.4	5.4	6.0	6.0	4.0	4.7
	591-599 Other wholesale products - Autres produits divers, commerce de gros	5.4	4.9	6.1	7.7	5.7	6.2	8.7	10.8	9.9	12.1	11.1	14.1	19.1
	601-692 Retail trade - Commerce de détail	251.4	248.0	248.6	263.4	238.4	216.5	221.7	226.8	225.7	224.7	239.8	237.9	230.4

Table 4
Estimates of Employment, for Employees paid by the Hour, by Industry, Canada, Provinces and Territories.

Tableau 4
Estimations de l'emploi, pour les salariés rémunérés à l'heure, par industrie, Canada, provinces et territoires

SIC 1980 CTI	Industry Industrie	EMPLOYMENT IN THOUSANDS - EMPLOI EN MILLIERS												
		1987	1988	1989	1990	1991	1992	1993	1994	1995	1996	1997	1998	1999
QUÉBEC														
601-603	Food, beverage and drug - Aliments, boissons et médicaments	101.1	99.6	99.2	104.9	93.0	73.2	79.2	85.4	87.1	83.6	85.5	92.5	92.8
601	Food stores - Magasins d'alimentation	87.9	85.7	82.5	88.3	65.7	51.7	57.0	64.2	65.7	62.8	65.5	72.0	72.2
603	Prescription drugs & patent medicine stores - Mag. de médicaments sur ordonnance & brevetés	8.0	8.7	11.1	11.3	23.4	17.9	18.7	17.7	17.9	17.2	16.3	17.5	18.3
611-615	Shoe, apparel, fabric & yarn - Chaussures, vêtements, tissus et filés	32.7	35.6	34.7	34.4	29.2	28.4	28.6	29.8	31.6	29.0	30.1	28.9	34.1
611	Shoe stores - Magasins de chaussures	4.9	4.8	3.4	3.4	3.0	4.5	4.4	5.4	4.8	5.0	4.7	3.6	3.8
613	Women's clothing stores - Magasins de vêtements pour dames	14.8	14.3	12.9	12.3	10.5	8.7	10.1	10.2	11.2	9.8	10.9	11.3	13.7
614	Clothing stores n.e.c. - Magasins de vêtements n.c.a.	8.6	11.1	14.0	14.5	11.6	12.1	9.3	9.6	11.3	10.6	10.5	9.7	11.5
621-623	Household furniture, appliances & furnishings - Meubles, appareils et accessoires de maison	12.2	9.9	10.0	12.8	12.0	6.4	9.1	10.9	11.5	11.3	13.0	11.5	8.8
621	Household furniture stores - Magasins de meubles de maison	3.7	3.2	3.1	4.0	3.9	2.3	2.0	3.5	4.1	4.3	4.6	4.3	3.8
622	Appliance, TV, radio & stereo stores - Magasins ménagers, tv, radio & appar. stéréo	4.7	3.6	3.7	5.2	4.5	2.1	3.7	4.9	4.7	4.5	5.2	4.4	3.0
623	Household furnishings stores - Magasins d'accessoires d'ameublement	3.8	3.1	3.1	3.6	3.6	2.1	3.4	2.5	2.8	2.4	3.2	2.8	2.0
631-639	Auto vehicles, parts & access., sales & serv. Véhicules autos, pièces & access., vente & serv.	54.8	54.1	56.5	59.5	50.6	53.0	50.6	47.8	43.4	46.7	51.3	45.9	39.0
631	Automobile dealers - Concessionnaires d'automobiles	13.3	14.8	15.8	17.3	12.2	12.9	14.2	15.7	15.7	19.5	21.5	16.8	12.8
633	Gasoline service stations - Stations-service	21.2	19.4	16.3	18.6	17.8	18.5	14.7	11.8	8.3	7.2	6.6	6.8	6.9
635	Motor vehicle repair shops - Ateliers de réparation d'automobiles	9.1	9.9	13.9	12.5	11.0	12.6	12.5	12.2	12.1	11.5	12.4	12.4	10.9
641-641	General merchandise stores - Magasins de marchandises diverses	25.1	24.4	23.1	22.5	30.5	30.5	27.2	25.2	25.3	25.1	27.1	25.3	22.7
651-692	Other retail n.e.c. - Autres commerces de détail n.c.a.	25.7	24.4	25.2	29.5	23.1	25.1	27.0	27.7	26.8	29.1	32.9	33.8	33.1
701-761	Finance, insurance & real estate - Finances, assur. & affaires immobilières	29.3	34.9	37.0	34.0	36.3	29.1	31.1	32.7	33.8	37.1	52.4	38.8	33.8
701-749	Finance & insurance - Intermédiaires financiers et assurances	19.8	23.4	24.6	22.8	23.0	19.9	20.5	20.5	21.5	23.3	33.9	28.3	25.3
701-709	Deposit accepting intermediaries - Intermédiaires financiers de dépôts	13.6	13.9	13.2	14.6	16.9	14.1	14.1	13.6	13.6	14.6	20.5	19.7	18.3
701-702	Banks - Banques	2.7	2.7	2.6	2.9	3.4	3.6	3.6	3.7	3.2	3.7	6.5	9.5	7.1
705	Credit unions - Caisses d'épargne et de crédit	10.5	10.7	10.2	11.2	12.9	9.8	9.9	9.1	9.6	10.0	12.1	9.0	10.5
731-733	Insurance - Assurances	0.6	0.8	0.8	1.1	2.2	2.1	2.0	2.1	2.4	3.4	5.5	2.4	1.6
751-759	Real estate operators (exc'l developers) - Services immobiliers (sauf lotisseurs)	7.5	7.8	9.1	7.7	7.8	6.9	7.8	7.6	7.1	6.5	8.6	6.0	5.4
761-761	Insurance & real estate agent - Agences d'assur. et agences immobilières	2.0	3.7	3.3	3.5	5.5	2.3	2.8	4.6	5.2	7.3	9.8	4.4	3.1
771-779	Comm., business & pers. services - Services socio-culturels, comm. et pers.	455.3	471.4	497.7	503.8	497.3	499.1	500.1	500.1	530.1	551.4	561.1	557.7	545.5
771-779	Business services - Services aux entreprises	56.8	57.1	64.4	63.5	61.1	58.0	54.2	61.1	57.5	66.8	66.7	69.7	67.2
775	Arch., eng. & other scientific & tech. serv. - Arch., ingénieurs et autres serv. scient. et tech.	9.1	8.9	12.5	12.8	16.9	15.8	9.5	10.1	7.1	11.7	12.2	13.6	14.8
779	Other business services - Autres services aux entreprises	19.8	21.4	20.5	19.4	19.1	18.6	19.0	19.1	18.7	16.6	15.9	20.5	21.9
851-853	Educational services - Services d'enseignement	82.3	84.3	85.2	86.9	88.6	91.5	91.8	93.6	92.5	94.0	100.2	98.1	86.7
851	Elementary & secondary education - Enseignement élémentaire et secondaire	44.4	45.7	46.9	48.2	49.5	51.4	51.5	52.7	52.0	59.3	66.5	59.5	51.3

Table 4
Estimates of Employment, for Employees paid by the Hour, by Industry, Canada, Provinces and Territories.

Tableau 4
Estimations de l'emploi, pour les salariés rémunérés à l'heure, par industrie, Canada, provinces et territoires

SIC 1980 CTI	Industry Industrie	EMPLOYMENT IN THOUSANDS - EMPLOI EN MILLIERS												
		1987	1988	1989	1990	1991	1992	1993	1994	1995	1996	1997	1998	1999
QUÉBEC														
852	Post-second. non-university education - Enseignement postsecondaire non univers.	11.5	12.4	12.5	12.4	12.9	12.8	13.2	12.4	11.6	11.7	12.1	14.4	14.6
853	University education - Enseignement universitaire	26.4	26.2	25.7	26.3	26.2	27.3	27.1	28.5	28.8	23.0	21.6	24.2	20.8
861-869	Health & social services - Services de soins de santé et services sociaux	196.4	207.8	205.4	211.6	215.8	225.7	230.9	224.7	238.4	246.4	241.5	237.6	233.3
861	Hospitals - Hôpitaux	122.8	123.8	125.1	125.6	130.0	132.8	134.4	134.4	134.0	132.1	126.8	128.4	127.6
862	Other institutional health & social services - Autres établ. de soins de santé & serv. sociaux	36.8	39.4	36.5	38.3	36.4	46.0	43.5	36.7	47.0	45.3	41.2	43.2	42.9
911-922	Accommodation, food & beverage services - Hébergement et restauration	131.6	136.0	153.9	142.0	144.5	142.6	137.3	132.2	146.1	144.7	148.5	149.4	145.7
911-914	Accommodation services - Services d'hébergement	24.7	28.5	28.2	24.9	27.6	31.9	26.1	24.8	26.0	24.6	24.4	29.1	36.3
911	Hotels, motels & tourist courts - Hôtels, motels et camps pour touristes	22.9	28.1	27.7	23.9	21.5	23.8	21.6	22.6	23.2	21.5	21.3	26.0	32.4
921-922	Food & beverage services - Services de la restauration	106.9	107.5	125.7	117.1	116.9	110.7	111.3	107.4	120.0	120.2	124.1	120.3	109.4
921	Food services - Services de restauration	92.9	93.5	109.2	101.9	104.4	97.0	100.4	96.8	107.9	107.8	110.6	106.3	95.7
961-999	Miscellaneous services - Services divers	68.5	68.3	71.8	81.9	72.6	70.0	73.5	77.9	83.7	88.9	100.6	97.1	95.8
961-969	Amusement & recreational services - Services de divertissements et de loisirs	19.5	23.3	19.8	23.0	23.2	25.7	24.8	27.7	26.7	26.2	28.6	34.0	35.1
960	Other amusement & recreational services n.e.c. - Autres serv. de divertis. et de loisirs n.c.a.	5.9	6.3	5.2	6.8	8.3	9.5	9.5	11.2	12.2	12.8	12.0	14.2	14.6
991-999	Other services - Autres services	27.3	26.0	30.7	37.6	30.5	26.3	25.8	28.7	31.7	32.1	37.3	34.4	33.9
990	Other services n.e.c. - Autres services n.c.a.	14.8	14.0	16.8	20.6	16.2	13.8	12.6	13.9	14.1	13.9	15.0	13.1	11.6
995	Services to buildings & dwellings - Serv. relatifs aux bâtiments et habitations	10.0	9.5	11.2	13.2	11.1	10.1	11.1	11.1	12.6	12.0	14.4	13.9	14.1
451-484	Service producing industries - Branches productrices de services	841.5	871.8	886.7	914.3	884.2	864.3	882.8	903.2	935.5	964.5	1,013.5	1,004.6	977.9
041-999	Industrial aggregate - Ensemble des industries	1,314.4	1,360.1	1,380.6	1,362.9	1,289.0	1,240.0	1,270.1	1,291.2	1,349.8	1,373.2	1,448.1	1,461.4	1,443.2
ONTARIO														
041-051	Logging and forestry - Exploitation forestière et serv. forestiers	7.4	6.1	6.0	5.4	4.7	5.5	5.4	5.0	5.4	4.6	4.0	4.2	4.1
041	Logging - Exploitation forestière	7.3	6.0	5.9	5.3	4.6	4.7	4.1	3.8	4.4	4.0	3.7	3.6	3.5
061-092	Mining (incl. milling), quarrying and oil wells - Mines (y compris broyage), carrières et puits de pétrole	16.8	18.7	17.3	16.3	14.3	12.8	13.4	12.8	13.9	13.7	13.7	12.2	12.4
061-063	Mining - Mines	12.6	12.4	12.6	11.9	10.1	9.6	9.5	8.9	9.0	8.8	8.9	8.1	8.1
061	Metal mines - Mines de métaux	11.6	11.4	11.7	11.1	9.3	8.6	8.4	8.0	8.0	8.0	8.1	7.5	7.6
081-082	Quarries and sand pits - Carrières et sablières	0.7	0.8	1.0	1.6	1.8	1.6	2.0	2.1	2.6	2.4	2.4	2.3	2.5
091-092	Services incidental to mineral extraction - Industrie des services miniers	3.2	5.2	3.2	2.3	2.0	1.3	1.7	1.7	2.2	2.4	2.3	1.7	1.6
091	Services incid. to crude petroleum & nat. gas - Services relat. au pétrole brut et au gas nat.	0.6	1.1	0.8	0.6	0.6	0.4	0.6	0.3	0.4	0.2	0.2	0.2	0.2
092	Services incidental to mining - Services relatifs à l'extraction minière	2.6	4.1	2.4	1.6	1.4	0.8	1.1	1.4	1.8	2.2	2.1	1.5	1.4
101-399	Manufacturing - Industries manufacturières	631.6	632.6	649.0	585.7	510.0	478.8	479.5	513.5	532.9	548.0	585.7	584.5	597.0

Table 4
Estimates of Employment, for Employees paid by the Hour, by Industry, Canada, Provinces and Territories.

Tableau 4
Estimations de l'emploi, pour les salariés rémunérés à l'heure, par industrie, Canada, provinces et territoires

SIC	Industry	EMPLOYMENT IN THOUSANDS - EMPLOI EN MILLIERS												
		1987	1988	1989	1990	1991	1992	1993	1994	1995	1996	1997	1998	1999
1980														
CTI	Industrie													
ONTARIO														
	Non-durable goods - Biens non durables	231.7	225.9	231.5	215.1	189.9	175.6	178.4	186.7	187.8	191.9	199.9	207.0	213.8
	Durable goods - Biens durables	399.9	406.7	417.5	370.6	320.0	303.2	301.1	326.9	345.0	356.1	385.7	377.5	383.2
101-109	Food - Aliments	54.3	53.6	54.0	51.3	48.0	45.0	46.0	48.6	48.8	48.0	47.8	51.2	57.0
101	Meat and poultry products - Viande & volaille	13.6	13.8	14.4	13.1	12.5	12.5	12.5	13.5	13.3	13.2	12.3	13.1	14.2
107	Bakery products - Produits de boulangerie-pâtisserie	9.3	9.5	9.8	8.6	7.7	8.4	9.0	8.9	9.4	8.6	9.5	9.6	10.2
161-169	Plastic products - Produits en matière plastique	21.2	23.0	26.4	24.6	22.3	15.5	17.0	18.6	21.0	21.6	22.9	24.9	25.3
243-249	Clothing - Habillement	24.7	24.1	23.3	20.1	13.8	12.0	12.3	11.7	12.7	12.8	14.4	16.2	16.4
251-259	Wood - Bois	18.7	18.9	22.2	18.2	13.7	13.6	15.3	16.3	16.5	18.0	21.5	22.5	24.0
261-269	Furniture & fixtures - Meubles et articles d'ameublement	19.4	19.6	20.9	18.0	14.2	13.7	13.8	16.0	16.1	17.2	22.3	21.1	20.6
271-279	Paper & allied products - Papier et produits connexes	29.3	29.6	30.1	28.4	24.9	23.8	23.4	23.3	23.3	24.0	25.5	24.8	24.7
271	Pulp & paper - Pâtes et papiers	15.3	15.5	15.5	14.6	13.3	12.3	11.1	10.9	10.8	10.0	11.0	9.6	9.9
273	Paper boxes & bags - Boîtes en carton et sacs en papier	6.4	6.9	6.5	6.3	5.6	5.8	6.3	7.1	7.2	7.6	..	8.1	8.6
281-284	Printing, publishing & allied ind. - Imprimerie, édition et industries connexes	31.7	28.4	32.8	28.8	26.5	28.0	30.8	30.9	31.8	32.6	35.1	35.3	37.5
281	Commercial printing - Impression commerciale	17.9	16.2	20.9	17.7	15.3	16.2	17.8	18.1	18.7	18.2	18.9	17.2	17.5
282	Platemaking, typesetting & bindery - Clichage, composition et reliure	4.7	4.4	4.1	3.9	3.6	4.3	5.2	4.8	4.3	4.7	4.2	3.7	3.7
284	Combined publishing & printing - Impression et édition combinées	6.4	5.5	5.3	5.0	5.0	4.5	4.8	4.2	4.5	4.3	4.8	5.5	6.0
291-299	Primary metals - Première transformation des métaux	47.2	47.8	46.8	38.4	35.9	33.7	33.2	34.6	37.1	34.1	35.9	35.4	35.4
291	Primary steel - Sidérurgie	27.1	27.4	27.3	21.3	20.7	19.8	18.8	18.8	20.3	19.7	20.4	20.2	20.6
301-309	Fabricated metal products - Fabrication des produits métalliques	71.4	70.0	69.9	63.3	55.5	54.5	50.2	55.2	57.2	59.4	67.7	69.9	69.5
304	Stamped, pressed & coated metal products Embout., matricage et revêtement des métaux	22.7	23.2	22.0	18.0	17.1	12.9	12.6	12.9	13.2	13.1	15.2	15.1	15.2
311-319	Machinery (ex. elect. mach.) - Machinerie (sauf électrique)	27.3	28.4	31.3	26.2	19.6	18.1	21.4	25.8	29.4	31.7	35.7	32.5	29.7
319	Other machinery & equipment - Autres machineries et équipements	23.6	24.8	27.6	23.0	17.0	15.5	18.5	22.8	26.1	28.1	31.7	28.7	25.9
321-329	Transportation equipment - Matériel de transport	119.3	122.7	126.2	115.8	105.1	102.1	104.3	110.8	115.2	120.7	120.5	119.0	133.3
323	Motor vehicles - Véhicules automobiles	33.9	33.5	35.6	34.6	36.4	36.3	35.8	37.2	37.3	38.9	36.8	38.3	38.9
325	Motor vehicle parts & accessories - Pièces et accessoires pour véhicules automobiles	64.0	66.9	68.2	61.9	52.6	52.2	56.5	60.6	64.1	65.1	66.5	64.3	75.8
331-339	Electrical & electronic products - Produits électriques et électroniques	51.3	53.6	53.9	46.4	38.7	37.9	35.9	37.2	38.5	37.8	39.5	36.2	29.9
330	Electrical & electronic products n.e.c. - Produits électriques et électroniques n.c.a.	17.7	17.6	17.4	14.4	10.9	10.1	8.7	8.3	8.6	7.7	7.5	5.8	4.5
335	Communication & other electronic equip. - Équip. de comm. et autre matériel électronique	12.2	13.3	14.9	12.3	11.2	11.7	12.6	13.8	15.4	15.2	16.5	15.0	11.5
337	Electrical industrial equipment - Matériel électrique d'usage industriel	9.1	10.0	9.1	9.2	7.2	6.1	6.7	5.7	6.8	7.2	8.2	7.1	6.0
371-379	Chemical & chemical products - Produits chimiques	21.8	21.5	23.1	23.6	22.5	20.0	19.0	20.8	20.2	21.7	21.5	20.1	17.1
374	Pharmaceuticals & medicine - Produits pharmaceutiques et médicaments	3.5	3.7	3.9	3.8	3.9	3.4	3.1	3.6	4.6	4.3	4.5	4.9	5.1
379	Other chemical products - Autres produits chimiques	5.9	5.6	6.5	6.9	5.1	4.2	3.4	3.8	2.9	4.0	4.0	3.5	3.1
391-399	Other manufacturing industries - Autres industries manufacturières	26.8	26.7	26.4	25.3	22.9	16.4	15.1	18.7	21.5	23.7	27.3	24.7	25.6
401-449	Construction - Construction	153.3	157.6	167.7	164.0	136.9	105.9	93.5	100.0	101.9	107.3	107.4	111.9	121.8

Table 4
Estimates of Employment, for Employees paid by the Hour, by Industry, Canada, Provinces and Territories.

Tableau 4
Estimations de l'emploi, pour les salariés rémunérés à l'heure, par industrie, Canada, provinces et territoires

SIC 1980 CTI	Industry Industrie	EMPLOYMENT IN THOUSANDS - EMPLOI EN MILLIERS												
		1987	1988	1989	1990	1991	1992	1993	1994	1995	1996	1997	1998	1999
ONTARIO														
401-402	Bldg, developing & general contracting - Constructeurs, promoteurs et entrep. généraux	35.3	39.9	44.0	33.6	23.5	22.2	18.5	19.9	18.9	20.3	21.1	22.1	21.1
401	Residential building & development - Promotion et construction de bâtiments résidentiels	26.2	29.6	32.7	24.9	16.2	14.6	13.0	14.2	13.8	14.5	15.5	16.2	15.2
402	Non-residential building & development - Promotion & constr. de bâtiments non résidentiels	9.1	10.3	11.3	8.7	7.3	7.6	5.5	5.7	5.2	5.8	5.6	5.9	5.9
411-412	Industrial & heavy (engineering) construction - Constr. lourde et industrielle (génie)	17.9	18.1	19.1	21.8	20.3	15.6	14.5	13.8	12.9	12.7	11.5	13.6	14.2
412	Highway & heavy constr. - Constr. de routes et constr. lourde	16.4	16.7	17.6	20.1	19.2	14.6	13.1	11.6	11.3	11.6	10.5	12.0	12.4
421-429	Trade contracting - Entrepreneurs spécialisés	92.6	92.7	96.9	100.8	87.9	66.1	59.7	64.4	66.1	69.9	70.9	73.1	83.4
041-449	Goods producing industries - Branches													
491-499	productrices de biens	831.5	839.2	865.4	798.7	692.3	629.1	617.2	658.4	678.9	698.3	735.3	732.4	752.9
451-499	Transportation, storage, comm. & other													
	utilities - Transp., entreposage, comm.													
	et autres services publics	100.7	105.3	109.1	118.4	110.2	107.6	104.6	111.2	107.7	112.6	131.2	135.4	131.4
451-479	Transportation & storage - Transport et entreposage	65.0	67.8	67.1	75.3	70.0	69.1	66.1	70.2	64.4	66.2	81.1	78.1	73.8
451-459	Transportation - Transport	63.7	66.4	65.7	73.6	67.9	67.1	63.3	67.2	61.9	63.4	77.1	73.8	69.0
456	Truck transport - Camionnage	31.2	30.9	30.0	31.8	26.7	23.4	20.4	20.7	20.4	21.9	28.1	26.5	22.4
457	Public passenger transit systems - Transport en commun	13.7	14.1	15.3	20.5	20.8	21.4	21.2	19.5	18.2	17.1	20.2	20.5	20.4
458-459	Transportation n.e.c. - Transport n.c.a.	8.8	10.1	9.5	10.4	9.6	11.1	10.4	10.8	11.7	11.6	13.4	11.5	9.2
481-499	Communication & other utilities - Communications et autres services publics	35.7	37.4	42.0	43.1	40.2	38.5	38.6	41.0	43.3	46.4	50.1	57.3	57.6
481-484	Communication - Communications	13.3	13.3	16.7	15.7	13.6	12.3	13.1	14.0	18.3	21.7	25.4	37.6	39.9
484	Postal & courier service - Services postaux et services de messagers	10.6	10.0	10.4	10.9	8.9	7.8	9.3	9.4	11.4	13.8	15.2	12.4	6.4
491-499	Other Utilities - Autres services publics	22.4	24.1	25.3	27.3	26.5	26.2	25.5	27.0	24.9	24.7	24.7	19.7	17.7
491	Electric power systems - Énergie électrique	14.4	15.3	15.8	17.2	16.9	17.0	16.0	15.9	15.3	15.1	15.0	11.7	11.1
499	Other utilities n.e.c. - Autres services publics n.c.a.	3.9	4.5	5.1	5.6	5.1	4.6	4.8	6.7	5.3	5.0	5.1	4.1	3.0
501-692	Trade - Commerce	440.4	451.1	486.0	515.2	452.0	450.1	461.8	450.7	482.6	475.7	478.6	486.9	501.2
501-599	Wholesale Trade - Commerce de gros	83.0	84.7	99.0	97.3	81.0	90.0	89.2	86.7	96.7	111.1	102.6	120.0	128.4
521-524	Food, beverage, drug & tobacco - Produits alimentaires, boissons, médicaments et tabac	16.0	16.9	20.5	16.2	14.5	18.7	13.9	14.7	16.4	19.6	20.7	18.2	15.3
551-552	Motor vehicles, parts & accessories - Véhicules auto., pièces et accessoires	6.3	7.5	10.1	8.2	6.8	10.2	10.0	9.1	10.4	10.5	10.1	12.5	12.9
561-563	Metals, hardware, plumbing, heating & building materials - Métaux, quincaillerie, matér. de plomberie, de chauffage et de construction	18.8	19.5	22.7	22.3	18.0	17.3	19.0	17.1	20.0	19.9	18.2	22.8	20.2
591-599	Other wholesale products - Autres produits divers, commerce de gros	8.9	11.2	12.3	16.2	12.9	13.5	17.5	15.1	18.6	18.5	15.7	24.4	35.7
601-692	Retail trade - Commerce de détail	357.4	366.4	387.0	417.9	371.0	360.0	372.6	363.9	385.9	364.6	376.0	366.9	372.8
601-603	Food, beverage and drug - Aliments, boissons et médicaments	115.2	118.1	124.9	143.2	122.9	123.7	139.5	133.0	147.2	129.3	125.8	135.8	136.0
601	Food stores - Magasins d'alimentation	93.2	92.5	97.3	111.8	93.3	94.9	106.3	100.2	110.2	98.2	94.1	99.9	98.9
603	Prescription drugs & patent medicine stores - Mag. de médicaments sur ordonnance & brevetés	17.0	20.3	22.7	26.5	25.2	24.0	28.6	28.1	30.7	23.7	23.3	27.6	29.4
611-615	Shoe, apparel, fabric & yarn - Chaussures, vêtements, tissus et filés	29.0	31.9	34.3	35.5	32.5	31.2	30.2	31.3	32.9	34.5	38.8	28.8	37.2

Table 4
Estimates of Employment, for Employees paid by the Hour, by Industry, Canada, Provinces and Territories.

Tableau 4
Estimations de l'emploi, pour les salariés rémunérés à l'heure, par industrie, Canada, provinces et territoires

SIC	Industry	EMPLOYMENT IN THOUSANDS - EMPLOI EN MILLIERS												
		1987	1988	1989	1990	1991	1992	1993	1994	1995	1996	1997	1998	1999
1980														
CTI	Industrie													
ONTARIO														
613	Women's clothing stores - Magasins de vêtements pour dames	13.2	14.7	15.6	16.2	13.0	10.9	12.9	13.5	13.9	15.0	16.8	11.7	15.7
614	Clothing stores n.e.c. - Magasins de vêtements n.c.a.	8.1	8.3	9.7	9.5	8.4	9.8	7.9	8.2	9.2	11.8	12.8	9.5	12.2
631-639	Auto vehicles, parts & access., sales & serv. Véhicules autos, pièces & access., vente & serv.	69.2	67.1	72.7	79.7	61.7	63.2	63.4	65.2	68.0	67.7	71.5	66.1	63.2
631	Automobile dealers - Concessionnaires d'automobiles	16.7	13.7	16.2	16.4	15.3	15.6	14.3	15.3	17.9	22.7	25.8	21.1	18.2
633	Gasoline service stations - Stations-service	20.0	21.9	23.2	25.4	20.2	20.8	18.4	16.7	15.3	13.8	12.4	12.3	13.7
634	Automotive parts & accessories stores - Mag. de pièces et accessoires pour automobiles	16.8	15.1	16.1	18.0	12.3	11.6	14.0	12.7	14.2	11.8	12.3	12.7	12.2
635	Motor vehicle repair shops - Ateliers de réparation d'automobiles	12.7	13.0	13.7	15.8	10.7	11.5	14.4	15.9	15.9	14.9	16.3	15.6	14.1
641-641	General merchandise stores - Magasins de marchandises diverses	74.8	77.4	84.8	84.9	84.7	74.8	66.8	63.9	63.1	62.5	63.9	63.2	61.7
651-692	Other retail n.e.c. - Autres commerces de détail n.c.a.	48.6	52.4	50.6	56.9	52.9	52.8	58.2	55.9	60.1	55.8	58.9	56.9	59.0
701-761	Finance, insurance & real estate - Finances, assur. & affaires immobilières	37.5	46.1	52.6	58.2	48.0	45.5	48.7	50.1	52.2	58.6	46.3	55.5	59.1
701-749	Finance & insurance - Intermédiaires financiers et assurances	15.0	20.2	24.0	26.5	27.7	28.6	27.4	30.6	32.2	38.4	32.1	38.3	40.6
701-709	Deposit accepting intermediaries - Intermédiaires financiers de dépôts	12.9	17.2	21.1	22.9	22.9	23.1	21.2	22.4	23.0	22.6	21.4	25.4	25.7
701-702	Banks - Banques	8.7	11.7	14.3	15.5	15.5	15.0	15.2	15.5	16.1	15.7	15.5	17.6	17.2
703	Trust Companies - Sociétés de fiducie	2.9	3.8	4.7	5.1	5.1	4.8	4.4	4.0	3.7	3.8	4.4	4.2	3.6
751-759	Real estate operators (exc'l developers) - Services immobiliers (sauf lotisseurs)	17.5	19.5	22.1	20.0	12.1	12.5	15.3	12.2	13.0	11.5	8.2	10.3	11.6
761-761	Insurance & real estate agent - Agences d'assur. et agences immobilières	5.0	6.3	6.6	11.7	8.3	4.4	6.0	7.3	7.1	8.7	6.0	6.9	6.9
771-779	Comm., business & pers. services - Services socio-culturels, comm. et pers.	725.3	715.2	742.6	776.9	756.2	713.8	732.1	746.1	800.9	823.1	817.7	888.4	891.1
771-779	Business services - Services aux entreprises	110.7	99.3	105.3	99.0	98.3	73.3	78.1	92.1	110.5	128.1	120.3	137.8	151.5
771	Employment agencies & personnel suppliers - Bureaux de placement et location de pers.	30.0	31.8	37.3	26.4	24.7	19.6	19.9	26.2	34.7	32.7	30.2	39.6	43.1
779	Other business services - Autres services aux entreprises	22.8	23.8	25.1	28.4	32.1	27.3	26.8	30.9	36.2	32.7	29.7	42.2	53.6
851-853	Educational services - Services d'enseignement	117.9	120.8	125.3	131.8	134.8	135.6	136.8	134.9	135.2	141.5	145.7	150.1	136.7
851	Elementary & secondary education - Enseignement élémentaire et secondaire	57.6	60.6	64.9	68.2	69.6	70.2	70.3	69.4	69.5	88.4	97.2	96.0	86.5
852	Post-second. non-university education - Enseignement postsecondaire non univers.	20.0	19.2	18.3	18.9	19.5	20.1	21.4	21.9	21.5	18.4	17.4	16.7	15.8
853	University education - Enseignement universitaire	40.4	41.0	42.2	44.6	45.6	45.2	45.0	43.6	44.1	34.7	31.1	37.5	34.3
861-869	Health & social services - Services de soins de santé et services sociaux	249.8	249.7	264.5	277.1	289.1	290.8	292.0	286.5	314.4	306.6	320.9	326.3	326.6
861	Hospitals - Hôpitaux	136.5	141.6	146.0	149.9	155.7	156.7	154.4	154.8	154.5	140.8	135.5	131.3	129.6
862	Other institutional health & social services - Autres établ. de soins de santé & serv. sociaux	54.0	51.5	58.5	55.2	55.9	53.1	53.6	53.5	63.5	54.6	54.9	63.9	69.4
865	Private practice of physicians, surgeons & dentist - Cabinets privés de médecins chirurgiens, dentistes	16.8	14.3	12.1	19.0	24.6	29.5	31.1	22.3	27.9	32.6	35.9	33.4	31.9
869	Health & social service assn's & agencies - Assoc. & org. de santé et de services sociaux	12.6	13.1	14.4	15.6	13.7	13.1	13.4	14.1	15.6	20.9	19.0	19.3	18.2
911-922	Accommodation, food & beverage services - Hébergement et restauration	246.5	242.5	242.7	262.6	233.9	214.5	228.0	227.5	225.9	235.3	232.1	253.2	241.6

Table 4
Estimates of Employment, for Employees paid by the Hour, by Industry, Canada, Provinces and Territories.

Tableau 4
Estimations de l'emploi, pour les salariés rémunérés à l'heure, par industrie, Canada, provinces et territoires

SIC 1980 CTI	Industry Industrie	EMPLOYMENT IN THOUSANDS - EMPLOI EN MILLIERS												
		1987	1988	1989	1990	1991	1992	1993	1994	1995	1996	1997	1998	1999
ONTARIO														
911-914	Accommodation services - Services d'hébergement	47.1	49.3	46.6	52.1	47.5	41.7	41.9	40.7	39.5	45.0	43.1	41.6	36.9
911	Hotels, motels & tourist courts - Hôtels, motels et camps pour touristes	44.6	46.4	44.5	50.0	43.7	37.6	36.7	37.0	36.1	40.8	39.2	37.9	33.0
921-922	Food & beverage services - Services de la restauration	199.4	193.2	196.1	210.4	186.5	172.7	186.1	186.8	186.4	190.4	189.0	211.6	204.6
921	Food services - Services de restauration	177.5	172.0	174.6	187.6	170.5	162.3	180.8	179.3	178.3	182.5	181.1	202.6	194.6
961-999	Miscellaneous services - Services divers	110.2	116.0	122.3	129.7	125.7	126.5	126.4	130.8	140.2	143.4	135.2	162.2	163.3
961-969	Amusement & recreational services - Services de divertissements et de loisirs	41.7	43.9	47.8	56.2	45.7	48.6	47.8	47.6	53.0	49.6	48.7	62.5	61.9
991-999	Other services - Autres services	37.3	42.4	41.6	43.2	46.4	41.7	42.9	45.5	48.4	51.1	45.3	56.0	58.6
990	Other services n.e.c. - Autres services n.c.a.	14.8	12.9	13.4	17.0	21.2	15.8	18.7	21.6	21.6	21.2	17.4	22.6	23.9
451-484	Service producing industries - Branches productrices de services	1,298.2	1,311.7	1,365.1	1,441.4	1,345.0	1,311.7	1,342.0	1,351.9	1,440.9	1,470.9	1,483.4	1,591.5	1,607.4
041-999	Industrial aggregate - Ensemble des industries	2,129.7	2,150.9	2,230.5	2,240.1	2,037.4	1,940.8	1,959.2	2,010.2	2,119.8	2,169.3	2,218.7	2,324.0	2,360.3
MANITOBA														
061-092	Mining (incl. milling), quarrying and oil wells - Mines (y compris broyage), carrières et puits de pétrole	2.9	3.0	3.4	3.3	2.9	2.9	2.9	2.6	2.3	1.8	2.4	2.3	2.0
101-399	Manufacturing - Industries manufacturières	41.4	42.1	42.5	40.9	33.4	32.7	32.6	33.2	36.8	36.7	39.6	41.8	44.0
	Non-durable goods - Biens non durables	21.8	21.9	21.2	20.0	16.7	16.2	15.9	15.4	17.0	15.0	16.0	17.3	18.2
	Durable goods - Biens durables	19.6	20.3	21.3	20.9	16.8	16.5	16.7	17.7	19.9	21.7	23.7	24.6	25.8
101-109	Food - Aliments	7.7	7.5	6.9	6.1	5.5	5.3	5.3	4.8	5.2	4.9	4.6	4.5	4.8
101	Meat and poultry products - Viande & volaille	4.1	4.0	3.5	2.8	2.6	2.6	2.3	2.1	2.2	1.8	1.7	1.3	1.2
243-249	Clothing - Habillement	5.1	4.9	4.5	4.2	2.7	2.4	2.5	2.6	2.6	2.3	2.6	3.2	3.2
251-259	Wood - Bois	1.5	1.7	1.8	1.8	1.7	1.5	2.0	3.0	3.0	2.7	3.0	3.4	3.6
254	Sash, doors & other millwork - Portes, châssis et autres bois travaillés	1.3	1.4	1.4	1.5	1.3	1.3	1.7	2.2	2.5	2.2	2.4	2.6	2.5
281-284	Printing, publishing & allied ind.- Imprimerie, édition et industries connexes	3.9	4.2	4.3	4.2	3.9	4.6	3.6	3.7	3.7	3.5	3.8	3.8	4.3
281	Commercial printing - Impression commerciale	1.6	1.8	1.7	1.6	1.6	2.3	1.6	1.8	2.2	2.1	2.3	1.9	2.1
321-329	Transportation equipment - Matériel de transport	4.2	4.4	4.9	5.1	4.5	4.4	4.2	4.5	4.7	5.3	6.4	6.9	8.0
321	Aircraft & aircraft parts - Aéronefs et pièces d'aéronefs	2.0	2.0	2.4	2.7	2.3	2.2	2.1	2.1	2.0	1.9	2.2	2.6	3.2
401-449	Construction - Construction	12.8	12.2	11.3	11.2	9.9	9.9	8.8	9.3	10.0	8.8	10.2	9.8	11.0
401-402	Bldg, developing & general contracting - Constructeurs, promoteurs et entrep. généraux	2.0	2.0	1.7	2.0	2.2	1.8	1.9	2.2	2.3	1.8	2.1	2.1	2.1
411-412	Industrial & heavy (engineering) construction - Constr. lourde et industrielle (génie)	2.6	2.4	2.3	1.9	1.3	1.5	1.4	1.6	1.6	1.3	1.3	1.3	1.5
421-429	Trade contracting - Entrepreneurs spécialisés	8.3	7.7	7.2	7.4	6.4	6.6	5.4	5.4	6.0	5.5	6.6	6.2	7.3
041-449	Goods producing industries - Branches productrices de biens	58.8	59.2	59.0	57.4	48.3	47.6	46.2	47.2	51.4	49.7	54.8	56.5	59.3
451-499	Transportation, storage, comm. & other utilities - Transp., entreposage, comm. et autres services publics	14.2	15.3	16.8	17.4	17.1	16.5	16.0	16.4	15.3	14.7	13.8	16.7	17.8

Table 4
Estimates of Employment, for Employees paid by the Hour, by Industry, Canada, Provinces and Territories.

Tableau 4
Estimations de l'emploi, pour les salariés rémunérés à l'heure, par industrie, Canada, provinces et territoires

SIC	Industry	EMPLOYMENT IN THOUSANDS - EMPLOI EN MILLIERS												
		1987	1988	1989	1990	1991	1992	1993	1994	1995	1996	1997	1998	1999
CTI	Industrie													
MANITOBA														
451-479	Transportation & storage - Transport et entreposage	9.8	10.8	12.1	12.4	11.7	11.1	10.9	11.3	10.8	10.2	10.3	12.0	13.7
451-459	Transportation - Transport	9.3	10.4	11.8	12.1	11.5	10.8	10.5	11.0	10.4	9.8	10.1	11.2	12.3
453	Railway transport & related services - Transport et services ferroviaires	5.2	5.3	5.3	4.9	4.7	4.4	4.3	4.3	..	3.6	3.4	3.5	3.6
481-499	Communication & other utilities - Communications et autres services publics	4.4	4.6	4.7	5.0	5.3	5.4	5.1	5.1	4.5	4.5	3.5	4.6	4.1
481-484	Communication - Communications	2.8	2.9	3.0	3.2	3.5	3.6	3.2	3.2	2.5	2.4	1.3	2.4	2.0
482	Telecommunication carriers - Transmission des télécommunications	2.5	2.6	2.7	2.9	2.9	2.9	2.7	2.6	1.8	1.6
491-499	Other Utilities - Autres services publics	1.6	1.7	1.7	1.8	1.9	1.8	1.8	1.9	1.9	2.1	2.2	2.3	2.1
491	Electric power systems - Énergie électrique	1.2	1.3	1.3	1.3	1.3	1.3	1.3	1.3	1.4	1.4	1.5	1.7	1.7
501-692	Trade - Commerce	44.9	47.3	45.4	47.3	43.0	43.1	44.0	47.4	47.2	45.8	48.9	46.0	49.7
501-599	Wholesale Trade - Commerce de gros	9.7	9.4	9.1	9.8	8.7	8.4	8.1	9.7	10.4	8.3	11.1	11.0	11.7
601-692	Retail trade - Commerce de détail	35.2	38.0	36.4	37.6	34.3	34.7	36.0	37.7	36.8	37.5	37.8	35.0	38.1
601-603	Food, beverage and drug - Aliments, boissons et médicaments	11.9	12.7	12.4	14.0	12.9	12.6	12.7	14.1	14.3	14.2	14.2	14.3	15.8
601	Food stores - Magasins d'alimentation	9.4	9.7	10.2	11.6	10.9	11.0	11.0	10.9	11.8	11.7	12.0	11.6	12.8
611-615	Shoe, apparel, fabric & yarn - Chaussures, vêtements, tissus et filés	3.2	3.7	3.6	3.3	3.3	3.3	3.3	2.9	2.9	3.0	3.2	2.4	3.4
631-639	Auto vehicles, parts & access., sales & serv. - Véhicules autos, pièces & access., vente & serv.	7.0	7.9	7.5	7.0	5.8	5.6	6.8	6.5	6.7	7.2	7.4	6.4	6.3
641-641	General merchandise stores - Magasins de marchandises diverses	8.8	9.2	8.6	7.9	7.8	7.5	7.4	8.0	7.3	7.0	7.2	6.4	6.8
651-692	Other retail n.e.c. - Autres commerces de détail n.c.a.	2.9	3.2	2.9	4.1	3.6	4.7	4.5	5.0	4.5	4.7	4.6	4.2	4.5
701-761	Finance, insurance & real estate - Finances, assur. & affaires immobilières	2.8	3.1	4.1	4.3	4.4	4.7	4.6	5.1	4.6	5.0	5.1	5.5	6.3
701-749	Finance & insurance - Intermédiaires financiers et assurances	1.8	1.9	2.7	2.7	2.8	2.7	2.5	3.2	3.1	3.4	3.3	3.8	4.8
701-709	Deposit accepting intermediaries - Intermédiaires financiers de dépôts	1.2	1.3	1.4	1.7	1.9	1.8	1.6	2.0	2.1	2.0	2.1	2.3	3.0
701-702	Banks - Banques	0.6	0.7	0.8	0.9	0.9	1.0	1.1	1.2	1.3	1.2	1.3	1.3	1.5
731-733	Insurance - Assurances	0.5	0.5	0.5	0.4	0.3	0.3	0.4	0.4	0.3	0.3	0.3	0.5	0.6
751-759	Real estate operators (exc'l developers) - Services immobiliers (sauf lotisseurs)	0.5	0.6	0.7	1.0	1.1	1.5	1.4	1.3	1.1	1.0	1.0	1.0	1.1
771-779	Comm., business & pers. services - Services	69.2	75.8	74.9	79.1	76.8	78.2	80.0	85.3	89.2	92.4	87.4	91.3	99.3
851-999	socio-culturels, comm. et pers.													
771-779	Business services - Services aux entreprises	3.6	4.0	4.8	5.4	5.8	5.5	5.7	6.2	7.1	9.3	5.9	7.4	8.4
851-853	Educational services - Services d'enseignement	14.9	15.1	15.4	15.9	15.2	15.9	16.5	15.9	16.2	16.2	17.2	17.2	16.6
851	Elementary & secondary education - Enseignement élémentaire et secondaire	9.5	9.9	10.4	10.6	10.2	10.7	11.5	11.2	11.2	12.0	12.8	11.9	11.0
853	University education - Enseignement universitaire	4.8	4.8	4.6	4.8	4.5	4.5	4.5	4.3	4.2	3.5	3.5	4.4	4.5
861-869	Health & social services - Services de soins de santé et services sociaux	31.5	35.6	35.0	39.0	36.9	37.4	39.2	39.8	43.2	43.0	39.6	42.9	49.4
861	Hospitals - Hôpitaux	17.1	19.1	19.8	20.0	20.6	21.2	21.5	21.2	21.3	20.0	19.3	19.6	20.7
862	Other institutional health & social services - Autres établ. de soins de santé & serv. sociaux	6.6	7.8	8.2	9.3	8.4	8.6	10.4	10.1	11.6	9.1	8.2	9.1	10.2
911-922	Accommodation, food & beverage services - Hébergement et restauration	24.8	25.7	23.3	23.5	23.1	23.7	23.6	25.0	27.5	25.9	27.6	26.0	25.8

Table 4
Estimates of Employment, for Employees paid by the Hour, by Industry, Canada, Provinces and Territories.

Tableau 4
Estimations de l'emploi, pour les salariés rémunérés à l'heure, par industrie, Canada, provinces et territoires

SIC 1980 CTI	Industry Industrie	EMPLOYMENT IN THOUSANDS - EMPLOI EN MILLIERS												
		1987	1988	1989	1990	1991	1992	1993	1994	1995	1996	1997	1998	1999
MANITOBA														
911-914	Accommodation services - Services d'hébergement	8.2	7.6	6.6	6.6	5.9	6.6	6.4	6.7	6.7	7.0	7.5	6.8	7.6
911	Hotels, motels & tourist courts - Hôtels, motels et camps pour touristes	7.6	7.3	6.1	6.3	5.8	6.4	5.9	6.1	6.2	6.6	7.1	6.5	7.4
921-922	Food & beverage services - Services de la restauration	16.6	18.1	16.7	17.0	17.2	17.1	17.2	18.3	20.8	18.9	20.1	19.2	18.1
921	Food services - Services de restauration	15.9	17.4	16.0	16.3	16.5	16.5	16.9	18.0	20.7	18.8	20.0	19.1	18.0
961-999	Miscellaneous services - Services divers	8.5	9.8	11.2	10.5	10.3	10.8	10.7	13.6	10.7	13.6	13.7	14.4	15.1
451-484	Service producing industries - Branches	130.0	141.2	139.5	146.3	139.9	142.7	144.6	154.2	156.2	159.1	158.2	163.7	177.7
501-999	productrices de services													
041-999	Industrial aggregate - Ensemble des industries	188.8	200.4	198.6	203.8	188.2	190.2	190.8	201.4	207.6	208.8	212.9	220.2	236.9
SASKATCHEWAN														
061-092	Mining (incl. milling), quarrying and oil wells													
	Mines (y compris broyage), carrières et puits de pétrole	5.5	5.3	4.9	4.7	4.2	4.2	4.3	4.5	5.0	4.3	5.1	5.4	6.1
062	Non-metal mines (except coal) - Mines de minerais non métalliques (sauf le charbon)	3.1	3.0	2.8	2.6	2.4	2.3	2.1	2.2	2.4	1.9	2.2	..	2.3
091-092	Services incidental to mineral extraction - Industrie des services miniers	1.1	1.0	1.0	1.1	0.9	0.8	1.3	1.3	1.5	1.2	1.4	1.5	1.7
101-399	Manufacturing - Industries manufacturières	14.7	15.1	16.9	15.6	11.9	12.7	12.9	15.0	16.6	15.0	16.4	17.7	17.7
	Non-durable goods - Biens non durables	7.3	7.6	8.3	7.3	6.4	6.7	6.3	6.8	7.9	6.5	6.9	7.8	9.0
	Durable goods - Biens durables	7.5	7.5	8.6	8.3	5.6	6.0	6.6	8.1	8.7	8.5	9.4	9.9	8.7
101-109	Food - Aliments	2.4	2.6	2.6	2.7	2.5	2.6	2.7	3.1	3.7	2.6	2.7	3.5	4.0
101	Meat and poultry products - Viande & volaille	1.3	1.5	1.6	1.6	1.5	1.6	1.6	1.7	1.9	1.4	1.3	1.4	1.4
251-259	Wood - Bois	1.3	1.1	1.3	1.0	0.7	0.8	0.9	1.2	1.3	1.3	1.5	1.8	1.6
281-284	Printing, publishing & allied ind. - Imprimerie, édition et industries connexes	1.7	1.6	2.1	2.0	1.6	1.7	1.4	1.6	1.5	1.4	1.6	1.1	1.1
281	Commercial printing - Impression commerciale	0.7	0.7	1.1	1.1	0.8	0.9	0.6	0.5	0.6	0.4	0.5	0.5	0.6
311-319	Machinery (ex. elect. mach.) - Machinerie (sauf électrique)	1.5	1.8	2.2	2.2	1.4	1.7	2.2	3.0	2.4	2.8	3.3	3.3	2.4
311	Agricultural implements - Instruments aratoires	1.2	1.4	1.6	1.6	1.1	1.4	1.9	2.5	1.7	2.2	2.7	2.4	1.6
401-449	Construction - Construction	10.4	10.3	10.3	10.0	8.0	8.2	8.8	10.4	9.0	8.1	10.3	9.8	10.0
401-402	Bldg, developing & general contracting - Constructeurs, promoteurs et entrep. généraux	1.9	2.0	2.1	2.0	1.4	1.4	1.5	1.6	1.6	1.7	2.5	2.4	2.3
401	Residential building & development - Promotion et construction de bâtiments résidentiels	1.0	1.1	1.1	1.1	0.7	0.9	0.9	0.9	0.8	0.9	1.3	1.2	1.0
421-429	Trade contracting - Entrepreneurs spécialisés	5.9	5.6	5.7	5.8	4.6	4.7	5.4	6.2	5.2	4.6	5.7	5.3	5.9
041-449	Goods producing industries - Branches	31.1	31.3	32.8	31.3	25.0	26.0	27.1	31.0	31.8	28.4	32.8	34.6	35.6
491-499	productrices de biens													
451-499	Transportation, storage, comm. & other utilities - Transp., entreposage, comm. et autres services publics	6.8	6.9	7.1	6.7	6.3	6.3	6.8	6.8	7.2	6.4	7.2	9.8	10.3
451-479	Transportation & storage - Transport et entreposage	6.4	6.3	6.4	5.8	5.3	5.4	5.7	5.7	6.1	5.4	6.1	6.4	6.6

Annual Estimates of Employment, Earnings and Hours, 1987-1999, Statistics Canada
 Estimations annuelles de l'Emploi, des gains et de la durée du travail, 1987-1999, Statistique Canada

Table 4
Estimates of Employment, for Employees paid by the Hour, by Industry, Canada, Provinces and Territories.

Tableau 4
Estimations de l'emploi, pour les salariés rémunérés à l'heure, par industrie, Canada, provinces et territoires

SIC 1980 CTI	Industry Industrie	EMPLOYMENT IN THOUSANDS - EMPLOI EN MILLIERS												
		1987	1988	1989	1990	1991	1992	1993	1994	1995	1996	1997	1998	1999
SASKATCHEWAN														
481-499	Communication & other utilities - Communications et autres services publics	0.5	0.6	0.6	0.9	0.9	0.9	1.0	1.1	1.1	1.0	1.1	3.4	3.8
481-484	Communication - Communications	0.2	0.4	0.4	0.3	0.5	0.4	0.5	0.5	0.5	0.6	0.7	2.3	2.6
501-692 Trade - Commerce		37.2	38.7	37.9	39.2	38.5	38.6	38.6	39.6	40.1	39.0	42.9	41.6	43.1
501-599	Wholesale Trade - Commerce de gros	7.1	7.4	7.2	7.3	6.8	7.7	7.9	7.9	8.6	6.7	8.9	8.6	9.0
601-692	Retail trade - Commerce de détail	30.0	31.2	30.7	31.9	31.7	30.9	30.8	31.8	31.4	32.3	34.0	33.0	34.1
601-603	Food, beverage and drug - Aliments, boissons et médicaments	8.0	8.3	9.1	10.3	10.7	9.5	10.2	10.2	11.2	11.2	11.1	12.2	13.8
601	Food stores - Magasins d'alimentation	6.2	6.6	7.5	8.4	8.3	7.3	8.2	8.0	8.8	9.2	9.3	10.0	11.3
611-615	Shoe, apparel, fabric & yarn - Chaussures, vêtements, tissus et filés	2.7	2.6	2.8	2.8	2.5	2.6	2.3	2.5	2.6	2.6	2.7	1.8	2.2
631-639	Auto vehicles, parts & access., sales & serv. Véhicules autos, pièces & access., vente & serv.	7.5	8.4	7.4	7.5	6.5	7.1	7.2	6.9	6.0	7.6	8.4	7.7	7.7
641-641	General merchandise stores - Magasins de marchandises diverses	8.9	9.0	8.6	8.2	8.8	8.2	7.1	7.4	7.1	6.7	7.2	7.0	6.0
651-692	Other retail n.e.c. - Autres commerces de détail n.c.a.	2.3	2.4	2.3	2.6	2.9	3.0	3.3	3.7	3.7	3.4	3.6	3.4	3.5
701-761 Finance, insurance & real estate - Finances, assur. & affaires immobilières		3.8	3.7	3.6	4.2	3.7	3.7	3.8	3.9	3.9	4.6	4.7	5.2	5.9
701-749	Finance & insurance - Intermédiaires financiers et assurances	1.4	1.6	1.9	2.3	2.1	2.8	2.3	2.4	2.6	3.3	3.5	3.9	4.5
701-709	Deposit accepting intermediaries - Intermédiaires financiers de dépôts	1.0	1.3	1.6	1.9	1.8	1.9	1.8	1.9	2.1	2.6	2.5	2.4	2.7
701-702	Banks - Banques	0.5	0.6	0.8	0.9	0.9	1.0	1.0	0.9	1.2	1.6	1.5	..	0.8
751-759	Real estate operators (exc'l developers) - Services immobiliers (sauf lotisseurs)	2.1	1.8	1.5	1.5	1.3	0.6	1.0	0.9	0.9	0.8	0.6	0.6	0.7
771-779 Comm., business & pers. services - Services 851-999 socio-culturels, comm. et pers.		67.4	69.1	71.7	71.4	68.5	68.8	68.1	70.5	72.6	74.3	79.8	81.1	82.6
771-779	Business services - Services aux entreprises	3.9	4.2	4.2	4.4	4.3	4.2	3.8	4.1	3.9	5.7	3.2	4.3	4.7
851-853	Educational services - Services d'enseignement	12.5	12.9	13.0	13.4	14.0	14.9	15.1	14.3	13.3	13.9	14.3	14.2	13.0
851	Elementary & secondary education - Enseignement élémentaire et secondaire	6.5	6.7	6.9	6.9	6.9	7.0	7.1	7.4	7.2	8.8	9.8	9.1	8.2
854	Library services - Bibliothèques	0.7	0.7	0.7	0.8	0.6	0.6	0.6	0.6	0.8	0.5	0.3	0.4	0.4
861-869	Health & social services - Services de soins de santé et services sociaux	30.6	32.8	31.5	35.4	35.3	35.1	33.8	33.8	33.6	33.7	39.6	41.7	43.9
861	Hospitals - Hôpitaux	17.3	18.5	17.7	20.0	19.9	19.7	18.6	18.4	18.6	17.9	17.9	17.4	17.8
862	Other institutional health & social services - Autres établ. de soins de santé & serv. sociaux	7.4	8.4	8.0	9.0	8.0	9.1	10.1	8.9	8.7	7.0	10.0	11.5	13.1
911-922	Accommodation, food & beverage services - Hébergement et restauration	19.6	18.5	17.1	18.3	18.6	18.6	20.1	21.7	23.2	23.1	26.2	23.8	23.5
911-914	Accommodation services - Services d'hébergement	8.3	7.4	6.3	7.0	5.8	6.0	6.8	7.2	7.4	6.3	7.6	6.0	6.1
921-922	Food & beverage services - Services de la restauration	11.2	11.0	10.8	11.3	12.8	12.6	13.3	14.4	15.8	16.8	18.6	17.9	17.4
921	Food services - Services de restauration	10.7	10.5	10.3	10.7	12.1	12.1	13.0	13.9	15.0	15.8	17.5	16.6	16.3
961-999	Miscellaneous services - Services divers	12.3	12.5	17.9	12.2	9.4	10.0	9.5	10.0	10.7	11.0	10.2	10.5	9.8
451-484 Service producing industries - Branches 501-999 productrices de services		115.7	118.9	120.1	120.9	116.7	118.0	117.8	121.3	124.8	126.6	138.9	144.2	149.0
041-999 Industrial aggregate - Ensemble des industries		146.7	150.2	152.9	152.2	141.8	143.9	144.9	152.2	156.5	155.0	171.7	178.9	184.6

Table 4
Estimates of Employment, for Employees paid by the Hour, by Industry, Canada, Provinces and Territories.

Tableau 4
Estimations de l'emploi, pour les salariés rémunérés à l'heure, par industrie, Canada, provinces et territoires

SIC 1980 CTI	Industry Industrie	EMPLOYMENT IN THOUSANDS - EMPLOI EN MILLIERS												
		1987	1988	1989	1990	1991	1992	1993	1994	1995	1996	1997	1998	1999
ALBERTA														
	041-051 Logging and forestry - Exploitation forestière et serv. forestiers	0.7	0.9	1.1	1.3	1.6	1.4	1.5	1.3	1.4	1.2	1.1	1.2	1.3
041	Logging - Exploitation forestière	0.7	0.8	0.7	0.8	1.1	0.9	1.0	1.1	1.3	1.0	1.0	1.1	1.1
	061-092 Mining (incl. milling), quarrying and oil wells Mines (y compris broyage), carrières et puits de pétrole	25.8	27.8	25.8	26.1	27.0	22.5	22.1	31.5	22.2	21.4	27.1	33.8	41.0
061-063	Mining - Mines	1.9	2.1	2.3	2.4	2.0	2.0	2.0	1.9	2.0	2.0	1.7	1.3	1.4
063	Coal mines - Mines de charbon	1.2	1.7	1.9	1.8	1.9	1.8	1.8	1.8	1.9	1.8	1.6	1.1	1.2
091-092	Services incidental to mineral extraction - Industrie des services miniers	18.1	19.6	17.2	17.5	17.9	12.7	14.6	22.3	13.9	10.7	13.2	16.9	19.1
091	Services incid. to crude petroleum & nat. gas - Services relat. au pétrole brut et au gas nat.	15.8	17.3	14.9	15.3	16.5	12.1	14.1	20.1	12.5	9.9	12.5	16.2	18.1
	101-399 Manufacturing - Industries manufacturières	56.7	59.5	61.0	62.6	53.5	49.3	51.8	53.7	55.0	59.4	68.2	74.4	76.3
	Non-durable goods - Biens non durables	23.9	24.6	24.8	25.0	23.7	22.8	22.8	23.6	24.4	23.8	26.0	28.0	29.7
	Durable goods - Biens durables	32.8	34.9	36.2	37.5	29.9	26.5	28.9	30.1	30.6	35.6	42.2	46.4	46.6
101-109	Food - Aliments	8.8	9.6	9.9	10.6	10.0	10.0	9.9	9.5	10.4	9.4	10.3	9.9	10.9
101	Meat and poultry products - Viande & volaille	4.7	4.8	5.0	5.0	4.4	4.7	4.9	4.7	4.6	4.6	6.0	5.0	5.2
251-259	Wood - Bois	5.6	5.3	5.8	5.6	4.4	4.5	5.3	4.6	5.7	6.7	7.3	8.7	9.5
281-284	Printing, publishing & allied ind. - Imprimerie, édition et industries connexes	6.4	5.8	5.9	5.3	4.5	3.9	4.7	5.1	5.2	5.0	5.4	5.3	5.7
281	Commercial printing - Impression commerciale	2.6	1.9	1.9	1.9	1.7	1.4	2.0	2.3	2.3	2.2	2.2	2.3	2.6
311-319	Machinery (ex. elect. mach.) - Machinerie (sauf électrique)	4.5	4.7	4.2	3.8	4.2	3.3	3.7	4.2	4.8	5.2	6.8	6.8	5.8
319	Other machinery & equipment - Autres machineries et équipements	3.3	3.5	3.0	2.9	3.8	2.8	3.3	3.8	4.4	4.7	6.0	6.1	5.1
	401-449 Construction - Construction	38.1	40.6	44.4	49.6	42.6	40.8	41.6	41.6	42.0	38.2	50.6	49.8	55.5
401-402	Bldg, developing & general contracting - Constructeurs, promoteurs et entrep. généraux	9.4	9.3	11.6	11.8	12.6	10.4	9.7	7.0	6.7	6.4	8.7	7.7	7.8
401	Residential building & development - Promotion et construction de bâtiments résidentiels	4.2	4.2	5.2	5.2	5.7	6.5	6.3	3.8	3.6	3.6	5.1	5.0	4.7
411-412	Industrial & heavy (engineering) construction - Constr. lourde et industrielle (génie)	7.1	8.8	9.6	10.6	8.4	7.7	8.4	9.7	9.2	8.7	12.0	13.1	12.9
411	Industrial const. (other than buildings) - Constr. industrielle (autre que bâtiment)	2.4	3.4	3.8	4.7	4.4	3.8	5.0	5.6	5.2	4.6	6.1	6.4	6.2
	041-449 Goods producing industries - Branches productrices de biens	125.0	132.7	136.7	144.4	129.2	118.5	121.3	132.3	124.8	123.3	150.6	163.3	178.1
	451-499 Transportation, storage, comm. & other utilities - Transp., entreposage, comm. et autres services publics	27.4	29.6	29.8	31.5	29.0	28.9	29.4	28.6	28.2	26.3	32.9	35.7	38.2
451-479	Transportation & storage - Transport et entreposage	21.0	22.4	22.3	23.6	21.5	21.6	22.3	21.2	20.1	18.9	23.8	24.8	26.4
451-459	Transportation - Transport	20.0	21.4	21.3	22.6	20.5	20.5	21.4	20.2	19.3	18.1	23.0	22.8	23.3
481-499	Communication & other utilities - Communications et autres services publics	6.3	7.1	7.5	7.9	7.5	7.3	7.1	7.4	8.1	7.4	9.2	11.0	11.8
491-499	Other Utilities - Autres services publics	3.7	4.0	4.4	4.7	4.5	4.5	4.3	4.3	4.1	3.2	3.6	4.1	4.0
491	Electric power systems - Énergie électrique	1.8	1.9	2.1	2.1	2.1	1.9	1.9	1.8	1.7	1.1	1.2	1.6	1.9

Table 4
Estimates of Employment, for Employees paid by the Hour, by Industry, Canada, Provinces and Territories.

Tableau 4
Estimations de l'emploi, pour les salariés rémunérés à l'heure, par industrie, Canada, provinces et territoires

SIC 1980 CTI	Industry Industrie	EMPLOYMENT IN THOUSANDS - EMPLOI EN MILLIERS												
		1987	1988	1989	1990	1991	1992	1993	1994	1995	1996	1997	1998	1999
ALBERTA														
	501-692 Trade - Commerce	107.0	112.8	117.1	125.1	118.0	115.9	113.4	123.1	123.6	127.0	144.4	136.0	139.8
	501-599 Wholesale Trade - Commerce de gros	17.6	18.4	18.6	21.4	22.0	19.2	21.5	25.2	24.5	24.5	36.0	33.0	32.8
	571-579 Machinery, equipment & supplies - Machines, matériel et fournitures	4.1	4.9	5.3	5.9	4.4	4.8	5.8	7.7	8.3	7.6	11.3	9.2	8.1
	601-692 Retail trade - Commerce de détail	89.4	94.4	98.5	103.7	96.0	96.7	91.9	97.9	99.1	102.5	108.4	103.0	106.9
	601-603 Food, beverage and drug - Aliments, boissons et médicaments	27.1	27.9	29.0	30.4	27.0	30.5	32.5	38.6	38.8	39.2	38.7	40.2	42.6
	601 Food stores - Magasins d'alimentation	19.2	19.6	19.4	22.5	21.5	24.9	26.1	32.6	31.1	31.3	30.5	31.5	32.7
	611-615 Shoe, apparel, fabric & yarn - Chaussures, vêtements, tissus et filés	8.4	9.6	10.6	10.7	9.3	9.3	8.2	8.8	9.7	9.3	9.8	7.0	9.0
	631-639 Auto vehicles, parts & access., sales & serv. Véhicules autos, pièces & access., vente & serv.	17.4	20.5	22.6	23.0	23.1	18.6	16.7	19.4	19.5	22.1	24.7	22.7	22.8
	641-641 General merchandise stores - Magasins de marchandises diverses	26.3	25.5	25.2	23.7	21.0	20.2	17.1	13.3	13.9	13.3	13.8	12.8	13.7
	651-692 Other retail n.e.c. - Autres commerces de détail n.c.a.	8.3	9.0	9.5	13.5	13.2	15.7	14.6	14.1	13.3	14.5	17.2	16.4	15.6
	701-761 Finance, insurance & real estate - Finances, assur. & affaires immobilières	7.6	9.0	9.9	10.7	9.6	9.5	10.1	10.3	12.8	12.7	12.0	12.0	12.6
	701-749 Finance & insurance - Intermédiaires financiers et assurances	5.4	5.9	6.1	7.1	6.6	6.2	6.0	6.2	7.4	6.7	7.1	7.6	8.2
	701-709 Deposit accepting intermediaries - Intermédiaires financiers de dépôts	2.6	3.0	3.3	3.5	3.5	3.6	3.7	3.8	3.9	3.7	4.0	4.6	4.8
	701-702 Banks - Banques	1.9	2.2	2.5	2.6	2.6	2.6	2.6	2.6	2.7	2.6	2.7	3.3	3.2
	721-729 Investment intermediaries - Intermédiaires d'investissement	2.3	2.3	2.3	3.0	2.5	1.8	1.5	1.8	2.8	2.1	2.1	1.7	1.7
	751-759 Real estate operators (exc'l developers) - Services immobiliers (sauf lotisseurs)	1.7	2.3	2.9	2.8	2.0	2.2	3.0	2.6	3.5	3.7	2.6	2.5	2.8
	771-779 Comm., business & pers. services - Services socio-culturels, comm. et pers.	182.1	195.0	210.6	220.3	205.4	194.3	201.3	223.8	217.9	237.2	236.3	247.8	250.6
	771-779 Business services - Services aux entreprises	15.9	15.6	16.6	20.4	17.4	18.2	20.1	26.1	22.1	35.8	23.6	34.3	37.6
	851-853 Educational services - Services d'enseignement	38.1	38.4	38.1	38.0	38.8	39.0	39.5	37.9	37.2	39.2	41.6	40.4	37.1
	851 Elementary & secondary education - Enseignement élémentaire et secondaire	19.7	20.2	20.4	20.1	21.0	21.5	21.6	20.9	21.1	24.6	27.0	24.9	22.4
	852 Post-second. non-university education - Enseignement postsecondaire non univers.	5.6	5.7	6.2	6.8	6.8	6.5	7.1	6.7	6.2	6.9	7.4	7.1	7.1
	854 Library services - Bibliothèques	1.2	1.4	1.5	1.5	1.3	1.3	1.6	1.5	1.4	1.0	0.9	1.0	0.8
	861-869 Health & social services - Services de soins de santé et services sociaux	60.5	66.7	74.5	77.9	79.0	74.2	74.4	74.1	76.7	71.9	71.6	75.8	83.5
	861 Hospitals - Hôpitaux	38.6	41.5	44.6	46.0	46.7	45.2	44.3	41.5	41.6	34.8	33.9	35.2	41.7
	865 Private practice of physicians, surgeons & dentist - Cabinets privés de médecins chirurgiens, dentistes	5.6	7.6	9.0	10.9	11.4	9.2	7.5	8.5	9.6	11.1	10.8	11.2	11.0
	911-922 Accommodation, food & beverage services - Hébergement et restauration	63.4	72.2	74.3	76.6	65.5	62.1	67.0	77.8	79.2	82.1	91.7	85.3	80.1
	911-914 Accommodation services - Services d'hébergement	23.2	26.9	28.4	30.4	26.6	23.0	21.4	23.4	21.8	23.1	23.6	21.0	20.7
	911 Hotels, motels & tourist courts - Hôtels, motels et camps pour touristes	23.0	26.7	28.1	29.9	25.6	22.5	21.0	22.8	21.2	22.6	23.0	20.1	19.5
	921-922 Food & beverage services - Services de la restauration	40.3	45.3	45.9	46.2	38.9	39.1	45.6	54.3	57.4	59.0	68.1	64.3	59.4
	921 Food services - Services de restauration	38.3	43.1	43.7	43.8	36.5	37.7	44.2	52.6	55.0	56.2	64.4	60.4	55.6
	961-999 Miscellaneous services - Services divers	40.5	38.7	43.2	43.4	41.7	37.6	37.7	43.8	37.8	45.5	47.6	50.5	47.5

Annual Estimates of Employment, Earnings and Hours, 1987-1999, Statistics Canada
 Estimations annuelles de l'Emploi, des gains et de la durée du travail, 1987-1999, Statistique Canada

Table 4
Estimates of Employment, for Employees paid by the Hour, by Industry, Canada, Provinces and Territories.

Tableau 4
Estimations de l'emploi, pour les salariés rémunérés à l'heure, par industrie, Canada, provinces et territoires

SIC 1980 CTI	Industry Industrie	EMPLOYMENT IN THOUSANDS - EMPLOI EN MILLIERS												
		1987	1988	1989	1990	1991	1992	1993	1994	1995	1996	1997	1998	1999
ALBERTA														
961-969	Amusement & recreational services - Services de divertissements et de loisirs	14.4	13.7	12.4	12.0	11.6	12.2	14.3	14.5	13.2	14.6	15.0	16.9	16.0
991-999	Other services - Autres services	17.6	16.2	20.3	18.9	18.6	15.8	14.9	17.8	14.1	18.3	19.4	20.4	19.0
990	Other services n.e.c. - Autres services n.c.a.	12.6	10.5	14.5	12.8	11.1	8.7	6.7	8.2	6.8	8.2	8.9	9.4	8.3
451-484	Service producing industries - Branches productrices de services	324.6	346.5	363.1	382.8	359.6	353.2	358.3	389.6	386.5	410.8	436.5	442.6	451.8
041-999	Industrial aggregate - Ensemble des industries	449.6	479.2	499.8	527.2	488.7	471.7	479.6	521.9	511.3	534.1	587.1	606.0	629.9
BRITISH COLUMBIA COLOMBIE-BRITANNIQUE														
041-051	Logging and forestry - Exploitation forestière et serv. forestiers	13.6	13.5	14.8	12.4	13.7	13.3	12.8	13.4	13.7	15.6	14.8	10.8	11.0
041	Logging - Exploitation forestière	12.8	12.6	13.5	11.0	12.1	11.6	11.9	12.4	12.4	13.5	12.7	9.6	9.7
061-092	Mining (incl. milling), quarrying and oil wells Mines (y compris broyage), carrières et puits de pétrole	9.3	10.3	10.1	9.7	8.8	6.8	5.6	6.3	7.7	7.2	7.5	7.2	6.6
061-063	Mining - Mines	7.8	8.3	8.2	7.7	7.2	5.6	4.4	4.6	5.7	5.5	5.7	4.8	4.2
061	Metal mines - Mines de métaux	4.2	4.5	4.2	3.7	3.4	3.3	2.6	2.5	3.1	2.6	..
101-399	Manufacturing - Industries manufacturières	115.3	125.3	126.7	126.1	108.0	106.3	108.5	113.1	107.4	113.9	119.8	118.9	118.6
	Non-durable goods - Biens non durables	47.8	50.4	49.6	52.2	47.7	45.9	43.6	45.9	43.9	43.1	44.4	45.1	45.1
	Durable goods - Biens durables	67.5	75.0	77.1	73.8	60.3	60.5	64.9	67.2	63.6	70.8	75.5	73.8	73.5
101-109	Food - Aliments	14.3	14.4	13.8	13.9	14.0	13.5	13.2	14.3	12.5	13.4	13.7	13.7	13.2
251-259	Wood - Bois	33.7	36.7	35.1	35.5	29.9	30.9	31.7	34.8	31.4	33.1	33.7	32.4	33.5
251	Sawmill, planing mill & shingle mill products - Scieries, ateliers de rabotage et usines de bardeaux	27.1	29.6	28.5	28.2	23.9	22.4	22.0	24.4	21.9	24.2	24.0	23.0	24.5
271-279	Paper & allied products - Papier et produits connexes	15.2	15.5	15.7	16.7	15.5	13.0	13.2	12.7	12.6	12.0	10.6	10.7	11.7
271	Pulp & paper - Pâtes et papiers	13.6	13.8	14.1	15.0	14.0	11.6	12.0	11.4	11.1	10.8	9.2	9.2	10.3
281-284	Printing, publishing & allied ind.- Imprimerie, édition et industries connexes	5.1	4.7	5.2	7.1	7.4	8.6	8.0	8.1	8.5	8.4	8.7	8.1	7.5
281	Commercial printing - Impression commerciale	1.5	1.3	1.6	2.7	3.0	4.1	4.4	3.6	3.9	3.7	3.8	3.8	3.6
401-449	Construction - Construction	31.6	34.1	45.5	50.5	45.4	49.5	49.4	46.2	45.4	47.0	42.3	47.6	43.2
401-402	Bldg, developing & general contracting - Constructeurs, promoteurs et entrep. généraux	8.8	9.6	14.5	15.6	12.2	12.4	13.8	10.5	9.8	10.9	9.4	10.4	8.2
401	Residential building & development - Promotion et construction de bâtiments résidentiels	6.6	7.2	10.8	11.6	8.2	9.3	10.7	7.3	6.6	7.5	6.3	6.4	4.6
411-412	Industrial & heavy (engineering) construction - Constr. lourde et industrielle (génie)	3.8	4.0	5.9	6.4	6.0	5.9	4.9	4.7	5.6	6.3	5.6	6.2	5.4
412	Highway & heavy constr. - Constr. de routes et constr. lourde	1.9	2.1	3.2	4.2	5.2	4.9	3.7	3.6	4.3	5.5	4.5	5.1	4.1
421-429	Trade contracting - Entrepreneurs spécialisés	18.6	19.9	24.5	27.8	26.1	29.9	28.6	28.6	27.6	27.0	24.8	28.4	27.6
441-449	Services incidental to construction - Services relatifs à la construction	0.4	0.5	0.6	0.7	1.1	1.3	2.1	2.4	2.5	2.8	2.5	2.5	2.0
041-449	Goods producing industries - Branches productrices de biens	173.6	186.9	200.7	202.4	179.9	180.0	180.8	183.7	178.6	187.9	188.7	188.8	183.5

Table 4
Estimates of Employment, for Employees paid by the Hour, by Industry, Canada,
Provinces and Territories.

Tableau 4
Estimations de l'emploi, pour les salariés rémunérés à l'heure, par industrie,
Canada, provinces et territoires

SIC 1980 CTI	Industry Industrie	EMPLOYMENT IN THOUSANDS - EMPLOI EN MILLIERS												
		1987	1988	1989	1990	1991	1992	1993	1994	1995	1996	1997	1998	1999
BRITISH COLUMBIA COLOMBIE-BRITANNIQUE														
	451-499 Transportation, storage, comm. & other utilities - Transp., entreposage, comm. et autres services publics	51.6	52.2	56.6	53.0	52.1	47.3	48.8	55.6	53.9	42.4	49.4	49.6	46.3
	451-479 Transportation & storage - Transport et entreposage	34.8	34.9	39.2	35.3	33.2	29.6	31.1	36.4	32.8	24.3	32.7	32.7	31.2
	451-459 Transportation - Transport	32.7	32.6	37.4	33.9	31.9	28.6	29.2	35.0	31.2	22.8	31.0	30.6	28.9
	481-499 Communication & other utilities - Communications et autres services publics	16.8	17.3	17.5	17.6	18.9	17.7	17.7	19.1	21.2	18.0	16.7	16.9	15.2
	481-484 Communication - Communications	13.1	13.6	13.9	13.9	14.8	13.7	13.2	14.5	16.8	13.7	12.5	12.5	11.0
	482 Telecommunication carriers - Transmission des télécommunications	11.0	11.4	11.7	11.8	12.4	11.5	10.5	10.6
	491-499 Other Utilities - Autres services publics	3.7	3.6	3.6	3.7	4.1	4.0	4.5	4.6	4.4	4.3	4.2	4.4	4.1
	491 Electric power systems - Énergie électrique	2.3	2.2	2.0	2.1	2.0	1.8	2.0	1.9	1.7	1.9	1.7	2.0	1.9
	501-692 Trade - Commerce	143.2	153.7	155.6	168.0	160.3	160.9	166.2	157.3	165.5	163.2	174.2	171.2	167.4
	501-599 Wholesale Trade - Commerce de gros	19.2	22.3	22.9	27.6	28.9	27.1	26.7	29.4	28.9	31.2	35.6	35.6	36.2
	561-563 Metals, hardware, plumbing, heating & building materials - Métaux, quincaillerie, matér. de plomberie, de chauffage et de construction	4.4	4.9	4.9	7.2	6.0	5.6	6.5	7.6	7.1	6.8	7.9	8.4	6.9
	563 Lumber & building materials - Bois et matériaux de construction	2.2	2.3	2.8	4.2	4.3	4.3	4.7	5.3	5.1	5.2	6.1	5.7	4.6
	601-692 Retail trade - Commerce de détail	124.0	131.4	132.8	140.4	131.4	133.8	139.5	127.9	136.5	132.0	138.6	135.6	131.2
	601-603 Food, beverage and drug - Aliments, boissons et médicaments	35.5	38.5	37.4	46.2	44.3	45.7	52.4	50.0	52.8	48.9	51.2	54.1	53.9
	601 Food stores - Magasins d'alimentation	25.4	27.9	25.7	31.4	30.2	33.3	38.7	38.0	40.6	37.3	39.4	41.5	40.9
	611-615 Shoe, apparel, fabric & yarn - Chaussures, vêtements, tissus et filés	14.5	15.2	14.9	14.5	11.8	10.2	10.6	11.0	11.1	12.4	12.0	9.0	10.2
	613 Women's clothing stores - Magasins de vêtements pour dames	4.6	4.5	4.9	5.0	3.0	3.3	4.2	4.5	4.4	4.7	4.5	3.2	3.7
	631-639 Auto vehicles, parts & access., sales & serv. - Véhicules autos, pièces & access., vente & serv.	25.1	27.8	26.8	27.8	26.7	29.7	30.2	23.8	24.8	25.0	27.0	25.9	22.6
	641-641 General merchandise stores - Magasins de marchandises diverses	21.2	20.6	20.5	19.8	22.0	21.6	18.5	16.1	17.7	17.9	18.3	17.4	17.2
	651-692 Other retail n.e.c. - Autres commerces de détail n.c.a.	19.2	21.9	24.3	24.6	19.5	18.8	22.4	20.3	23.4	20.9	21.7	21.2	20.4
	701-761 Finance, insurance & real estate - Finances, assur. & affaires immobilières	7.7	9.3	12.7	14.4	14.7	14.9	17.5	15.9	16.1	19.4	24.2	20.3	20.3
	701-749 Finance & insurance - Intermédiaires financiers et assurances	6.1	6.9	8.7	10.3	9.7	10.6	12.3	10.8	10.5	12.0	13.1	13.5	14.0
	701-709 Deposit accepting intermediaries - Intermédiaires financiers de dépôts	3.3	4.7	5.7	6.6	6.6	6.9	8.0	7.9	7.4	8.0	6.4	8.7	8.8
	701-702 Banks - Banques	2.2	3.1	3.8	4.4	4.2	4.0	4.2	4.3	4.2	4.0	4.0	4.7	4.2
	751-759 Real estate operators (exc'l developers) - Services immobiliers (sauf lotisseurs)	1.1	1.4	2.6	2.6	3.0	2.4	2.5	2.6	3.0	3.5	5.8	3.9	3.9
	771-779 Comm., business & pers. services - Services socio-culturels, comm. et pers.	204.5	217.1	227.0	248.0	250.3	254.4	267.0	285.4	299.2	302.9	327.1	329.0	321.7
	771-779 Business services - Services aux entreprises	19.8	23.0	24.2	23.7	21.1	23.0	22.8	24.1	28.9	24.2	30.9	33.9	35.0
	851-853 Educational services - Services d'enseignement	34.5	37.6	41.4	45.2	47.2	47.7	48.8	49.3	53.3	56.5	57.7	57.4	53.5
	851 Elementary & secondary education - Enseignement élémentaire et secondaire	15.6	17.5	19.6	21.7	22.1	23.0	24.4	25.2	26.8	32.9	36.3	33.6	30.3

Table 4
Estimates of Employment, for Employees paid by the Hour, by Industry, Canada,
Provinces and Territories.

Tableau 4
Estimations de l'emploi, pour les salariés rémunérés à l'heure, par industrie,
Canada, provinces et territoires

SIC 1980 CTI	Industry Industrie	EMPLOYMENT IN THOUSANDS - EMPLOI EN MILLIERS												
		1987	1988	1989	1990	1991	1992	1993	1994	1995	1996	1997	1998	1999
BRITISH COLUMBIA														
COLOMBIE-BRITANNIQUE														
852	Post-second. non-university education - Enseignement postsecondaire non univers.	7.2	7.6	7.5	7.4	7.5	6.6	6.6	6.8	7.9	7.0	7.6	7.9	8.5
853	University education - Enseignement universitaire	11.7	12.5	14.3	16.1	17.6	18.1	17.9	17.3	18.6	16.7	13.8	15.9	14.8
854	Library services - Bibliothèques	0.9	1.0	1.4	1.2	1.7	1.7	1.9	1.8	1.9	1.5	1.4	1.6	1.2
861-869	Health & social services - Services de soins de santé et services sociaux	82.4	84.0	88.0	90.6	97.8	95.6	95.7	102.1	111.3	112.8	119.1	121.9	122.9
861	Hospitals - Hôpitaux	46.5	48.9	49.8	54.2	56.8	58.1	56.8	57.6	59.6	56.5	56.1	58.2	59.9
911-922	Accommodation, food & beverage services - Hébergement et restauration	73.6	79.3	76.1	91.3	87.4	89.8	104.0	108.1	107.0	109.1	115.5	115.8	110.0
911-914	Accommodation services - Services d'hébergement	18.8	19.6	16.9	24.6	21.3	21.5	24.1	26.6	24.2	26.7	26.6	24.0	21.8
911	Hotels, motels & tourist courts - Hôtels, motels et camps pour touristes	18.2	18.5	16.2	23.7	20.7	20.7	22.2	25.0	22.0	24.5	24.7	21.5	18.9
921-922	Food & beverage services - Services de la restauration	54.9	59.7	59.2	66.7	66.1	68.3	80.0	81.5	82.8	82.4	88.9	91.8	88.2
921	Food services - Services de restauration	48.7	53.0	52.8	59.1	57.4	61.6	73.1	75.5	76.9	76.7	83.3	85.7	82.3
961-999	Miscellaneous services - Services divers	26.4	28.4	35.8	40.0	41.3	43.5	41.4	47.9	48.7	53.7	58.6	54.0	51.1
961-969	Amusement & recreational services - Services de divertissements et de loisirs	9.8	11.2	12.7	12.4	14.2	14.9	15.4	18.5	19.4	18.5	18.7	19.1	16.9
960	Other amusement & recreational services n.e.c - Autres serv. de divertis. et de loisirs n.c.a.	4.9	5.4	6.6	6.7	7.6	8.1	8.2	8.9	8.8	7.9	7.9	8.7	8.9
451-484	Service producing industries - Branches	409.8	435.8	448.4	479.6	475.4	481.9	503.3	517.9	539.3	533.9	583.9	580.5	563.9
501-999	productrices de services													
041-999	Industrial aggregate - Ensemble des industries	583.3	622.8	649.1	682.1	655.4	661.9	684.1	701.6	717.9	721.7	772.6	769.3	747.4
YUKON														
041-449	Goods producing industries - Branches	1.0	1.1	1.2	1.0	1.0	1.3	0.9	1.0	1.0	1.3	1.5	1.1	1.1
491-499	productrices de biens													
451-499	Transportation, storage, comm. & other utilities - Transp., entreposage, comm. et autres services publics	0.8	0.8	0.8	0.7	0.6	0.6	0.5	0.6	0.5	0.7	0.8	0.6	0.5
501-692	Trade - Commerce	1.0	1.1	1.2	1.2	1.1	1.2	1.2	1.1	1.1	1.2	1.3	1.2	1.2
771-779	Comm., business & pers. services - Services	1.3	1.4	1.5	1.5	1.5	1.6	1.7	1.7	1.8	2.1	2.4	2.7	3.0
851-999	socio-culturels, comm. et pers.													
451-484	Service producing industries - Branches	3.3	3.7	3.6	3.6	3.4	3.8	3.9	4.0	4.0	4.8	5.6	5.6	5.8
501-999	productrices de services													
041-999	Industrial aggregate - Ensemble des industries	4.4	4.8	4.9	4.6	4.3	5.1	4.8	5.0	5.0	6.1	7.1	6.7	6.9
NORTHWEST TERRITORIES & NUNAVUT														
TERRITOIRES DU NORD-OUEST ET NUNAVUT														
401-449	Construction - Construction	0.6	0.7	0.6	0.7	0.7	0.7	0.9	1.0	1.1	0.9	1.2	1.2	1.3

Annual Estimates of Employment, Earnings and Hours, 1987-1999, Statistics Canada
 Estimations annuelles de l'Emploi, des gains et de la durée du travail, 1987-1999, Statistique Canada

Table 4
Estimates of Employment, for Employees paid by the Hour, by Industry, Canada, Provinces and Territories.

Tableau 4
Estimations de l'emploi, pour les salariés rémunérés à l'heure, par industrie, Canada, provinces et territoires

SIC 1980 CTI	Industry Industrie	EMPLOYMENT IN THOUSANDS - EMPLOI EN MILLIERS												
		1987	1988	1989	1990	1991	1992	1993	1994	1995	1996	1997	1998	1999
NORTHWEST TERRITORIES & NUNAVUT TERRITOIRES DU NORD-OUEST ET NUNAVUT														
	041-449 Goods producing industries - Branches 491-499 productrices de biens	2.3	2.6	2.4	2.4	2.2	2.1	2.2	2.5	2.4	2.5	3.0	2.4	2.7
	451-499 Transportation, storage, comm. & other utilities - Transp., entreposage, comm. et autres services publics	0.7	0.8	1.0	1.0	0.9	0.9	1.0	1.1	1.0	1.1	1.2	0.9	0.9
	501-692 Trade - Commerce	1.3	1.5	1.5	1.7	1.6	1.7	1.7	1.9	2.1	2.2	2.5	2.5	2.4
	701-761 Finance, insurance & real estate - Finances, assur. & affaires immobilières	0.4	0.5	0.4	0.3	0.4	0.3	0.4	0.4	0.4	0.5	0.4	0.3	0.2
	771-779 Comm., business & pers. services - Services 851-999 socio-culturels, comm. et pers.	2.3	2.9	2.9	2.8	2.4	2.4	2.8	2.8	3.0	3.4	4.1	3.8	4.0
	851-853 Educational services - Services d'enseignement	0.1	0.1	0.2	0.3	0.5	0.7	0.6	0.7	0.7	1.1	1.3	1.0	0.7
	861-869 Health & social services - Services de soins de santé et services sociaux	0.4	0.6	0.8	0.8	0.8	0.9	1.1	1.2	1.3	1.4	1.7	1.8	1.9
	861 Hospitals - Hôpitaux	0.2	0.4	0.5	0.6	0.6	0.7	0.7	0.8	1.2	..	1.3
	911-922 Accommodation, food & beverage services - Hébergement et restauration	1.2	1.4	1.3	1.3	0.9	0.9	1.1	0.9	0.7	0.9	1.0	1.0	1.1
	911-914 Accommodation services - Services d'hébergement	0.9	1.0	1.0	1.0	0.6	0.5	0.7	0.5	0.5	0.5	0.6	0.5	0.7
	451-484 Service producing industries - Branches 501-999 productrices de services	4.8	5.9	5.5	5.6	5.3	5.7	6.2	6.4	6.7	8.3	10.1	9.5	9.3
	041-999 Industrial aggregate - Ensemble des industries	7.1	8.5	7.9	8.0	7.5	7.8	8.4	8.9	9.1	10.8	13.2	11.9	12.0

Annual Estimates of Employment, Earnings and Hours, 1987-1999, Statistics Canada
 Estimations annuelles de l'Emploi, des gains et de la durée du travail, 1987-1999, Statistique Canada

Table 5

Tableau 5

Estimates of Average Hourly Earnings, for Employees paid by the Hour, by industry, Canada, Provinces and Territories.

Estimations de la rémunération horaire moyenne, pour les salariés rémunérés à l'heure, par industrie, Canada, provinces et territoires.

	<u>Page</u>
Canada	130
Provinces and Territories / Provinces et Territoires	138

Table 5
Estimates of Average Hourly Earnings, for Employees paid by the Hour, by
Industry, Canada, Provinces and Territories.

Tableau 5
Estimations de la rémunération horaire moyenne, pour les salariés rémunérés à
l'heure, par industrie, Canada, provinces et territoires

SIC 1980 CTI	Industry Industrie	DOLLARS												
		1987	1988	1989	1990	1991	1992	1993	1994	1995	1996	1997	1998	1999
CANADA														
	041-051 Logging and forestry - Exploitation forestière et serv. forestiers	\$15.79	\$16.23	\$16.95	\$17.31	\$18.31	\$18.29	\$18.61	\$19.02	\$18.62	\$20.32	\$20.02	\$19.78	\$19.63
041	Logging - Exploitation forestière	15.89	16.40	17.16	17.71	18.71	19.03	19.31	19.78	19.31	20.98	20.44	20.36	20.12
051	Forestry services - Services forestiers	12.65	12.30	14.30	13.72	14.74	13.58	13.49	13.59	13.62	16.24	17.44	16.44	17.07
	061-092 Mining (incl. milling), quarrying and oil wells Mines (y compris broyage), carrières et puits de pétrole	16.25	17.19	18.34	19.11	20.55	21.30	21.68	21.67	22.44	22.69	22.44	24.24	25.90
061-063	Mining - Mines	16.90	18.14	19.05	19.94	21.44	22.22	22.77	23.18	23.99	24.65	23.86	24.75	25.28
061	Metal mines - Mines de métaux	17.16	18.60	19.60	20.53	22.42	23.26	24.02	24.59	25.46	26.23	24.94	26.08	26.78
062	Non-metal mines (except coal) - Mines de minerais non métalliques (sauf le charbon)	15.41	15.99	16.57	17.55	18.23	18.99	19.31	19.82	20.28	20.43	21.08	21.25	21.90
063	Coal mines - Mines de charbon	17.53	18.56	19.47	20.06	21.10	21.78	22.09	22.11	22.97	23.43	23.10	23.48	23.85
071-071	Crude petroleum & natural gas - Pétrole brut et gaz naturel	16.63	17.72	19.91	20.38	22.96	22.82	24.96	25.30	26.32	24.36	24.11	27.60	30.40
081-082	Quarries and sand pits - Carrières et sablières	12.63	13.25	13.28	14.05	15.06	15.05	14.87	15.25	16.37	16.87	17.78	19.62	19.97
081	Stone quarries - Carrières	14.04	14.51	13.93	14.97	15.22	15.86	15.81	15.27	17.32	17.46	17.32	18.67	18.77
082	Sand and gravel pits - Sablières et gravières	11.68	12.30	12.86	13.43	14.96	14.52	14.44	15.23	15.93	16.61	17.96	20.08	20.61
091-092	Services incidental to mineral extraction - Industrie des services miniers	15.45	16.00	17.33	18.07	19.23	20.16	20.62	20.36	20.22	19.27	20.07	22.17	24.16
091	Services incid. to crude petroleum & nat. gas - Services relat. au pétrole brut et au gas nat.	15.77	16.20	17.08	18.25	19.32	19.97	20.65	20.59	20.22	18.24	19.32	21.67	23.62
092	Services incidental to mining - Services relatifs à l'extraction minière	14.91	15.65	17.82	17.67	18.92	21.04	20.47	19.47	20.22	21.15	21.81	23.90	26.15
	101-399 Manufacturing - Industries manufacturières	12.33	12.81	13.49	14.19	14.86	15.38	15.70	15.96	16.19	16.71	16.85	17.21	17.23
	Non-durable goods - Biens non durables	11.79	12.22	12.90	13.44	14.20	14.64	14.85	14.94	14.99	15.64	15.76	15.93	15.69
	Durable goods - Biens durables	12.74	13.24	13.91	14.75	15.40	15.95	16.35	16.68	17.02	17.42	17.55	18.06	18.25
101-109	Food - Aliments	11.08	11.50	12.03	12.51	12.91	12.97	13.57	13.60	13.51	14.25	14.33	14.60	14.64
101	Meat and poultry products - Viande & volaille	11.49	11.94	12.34	12.84	12.85	12.68	13.66	13.07	13.34	14.11	14.02	14.46	14.54
102	Fish products - Transformation du poisson	8.71	9.14	9.71	10.36	10.95	10.56	11.41	11.29	11.11	12.22	13.23	12.43	11.86
103	Fruit & vegetable - Fruits et légumes	10.01	10.38	10.91	11.49	11.97	12.22	12.23	12.76	12.69	13.48	13.23	14.48	15.34
104	Dairy products - Produits laitiers	13.69	14.19	14.84	15.23	15.62	16.16	16.75	16.36	16.21	16.63	16.09	15.30	14.73
105	Flour, cereal & feed - Farine, céréales et aliments pour animaux	12.38	12.76	13.19	13.57	14.42	14.77	14.40	15.23	14.96	15.62	16.27	16.72	16.62
106	Vegetable oil mills (ex. corn oil) - Huiles végétales (sauf l'huile de maïs)	13.95	14.23	14.69	15.29	15.82	16.77	16.44	16.84	15.92	16.18	17.21	17.38	17.28
107	Bakery products - Produits de boulangerie-pâtisserie	10.97	11.38	11.85	12.05	12.44	12.84	13.28	13.28	13.19	13.82	13.48	13.38	13.15
108	Sugar & sugar confectionery - Sucre et confiseries	10.75	11.12	11.66	12.14	12.96	13.23	13.69	14.42	13.69	14.44	15.43	15.71	16.13
109	Other food products - Autres produits alimentaires	11.03	11.48	12.03	12.40	12.74	13.16	13.43	13.99	13.16	14.13	14.55	15.48	15.98
111-114	Beverages - Boissons	14.76	15.06	15.84	16.75	17.58	18.10	19.44	20.03	20.25	19.82	20.34	20.03	20.52
121-122	Tobacco products - Produits du tabac	19.85	20.95	22.24	23.14	24.89	25.69	27.14	29.67	29.99	30.54	30.34	29.68	27.14
151-159	Rubber products - Produits en caoutchouc	11.69	11.75	12.44	13.27	14.97	15.63	15.32	15.87	15.31	15.81	16.96	17.03	17.84
161-169	Plastic products - Produits en matière plastique	10.57	10.98	11.37	11.65	12.10	12.46	12.36	12.84	12.67	13.91	13.80	13.69	13.28
171-171	Leather & allied products - Cuir et produits connexes	8.30	8.63	9.07	9.37	9.56	9.25	9.60	10.04	10.14	11.52	11.29	11.38	11.05
181-183	Primary textiles - Textiles de première transformation	10.26	10.71	11.30	11.93	12.70	13.46	13.68	14.09	14.59	14.89	14.76	13.93	13.86
191-199	Textile products - Produits textiles	8.55	8.73	9.67	9.88	10.20	10.67	10.35	10.29	10.90	12.48	12.96	12.47	12.75
243-249	Clothing - Habillement	7.47	7.62	8.20	8.55	8.81	9.01	8.97	9.16	9.25	10.41	10.57	10.45	9.97

Table 5
Estimates of Average Hourly Earnings, for Employees paid by the Hour, by
Industry, Canada, Provinces and Territories.

Tableau 5
Estimations de la rémunération horaire moyenne, pour les salariés rémunérés à
l'heure, par industrie, Canada, provinces et territoires

SIC	Industry	DOLLARS												
		1987	1988	1989	1990	1991	1992	1993	1994	1995	1996	1997	1998	1999
CTI	Industrie													
CANADA														
243	Men's & boys' clothing - Vêtements pour hommes et garçonnets	\$7.09	\$7.54	\$7.92	\$8.62	\$8.93	\$8.86	\$8.87	\$9.20	\$9.40	\$10.47	\$10.69	\$10.23	\$9.58
244	Women's clothing - Vêtements pour dames	7.93	7.78	8.71	8.84	9.12	9.33	9.96	9.35	9.18	10.41	10.53	10.41	9.99
245-249	Clothing n.e.c. - Habillement n.c.a.	7.43	7.55	8.05	8.30	8.51	8.97	8.28	8.97	9.15	10.35	10.49	10.71	10.37
251-259	Wood - Bois	12.22	12.50	13.12	14.14	14.60	14.75	15.14	15.40	15.87	16.64	16.59	16.42	16.33
256-259	Wood n.e.c. - Bois n.c.a.	10.29	10.49	11.09	11.74	11.82	13.12	13.07	13.24	13.71	14.56	14.51	14.90	15.09
251	Sawmill, planing mill & shingle mill products - Scieries, ateliers de rabotage et usines de bardeaux	14.36	14.34	15.41	16.15	16.39	16.36	16.85	17.48	17.73	18.62	18.77	18.10	18.03
252	Veneer & plywood - Placages & contreplaqués	13.47	13.45	14.26	14.63	14.99	14.98	15.93	16.53	17.81	18.35	17.93	17.23	17.31
254	Sash, doors & other millwork - Portes, châssis et autres bois travaillés	9.35	9.81	10.47	11.26	11.88	11.94	12.56	12.15	12.57	13.07	13.39	13.97	13.83
261-269	Furniture & fixtures - Meubles et articles d'ameublement	9.40	9.63	10.19	10.87	10.96	11.46	11.81	12.20	12.21	12.94	13.00	13.56	14.17
261	Household furniture - Meubles de maison	8.56	8.60	9.24	9.79	9.80	10.30	10.70	11.04	11.03	11.66	11.63	12.18	12.83
264	Office furniture - Meubles de bureau	10.78	11.44	11.97	12.43	12.63	12.85	13.17	13.89	13.18	13.63	14.20	14.89	16.12
269	Other furniture & fixtures - Autres meubles et articles d'ameublement	10.34	10.80	10.95	11.85	12.12	12.58	12.97	12.69	13.31	14.09	13.85	14.33	14.54
271-279	Paper & allied products - Papier et produits connexes	15.95	16.51	17.31	17.98	19.25	19.89	20.33	20.64	21.36	21.59	21.89	22.67	22.58
271	Pulp & paper - Pâtes et papiers	17.24	17.81	18.77	19.54	20.93	21.99	22.53	22.71	23.46	23.67	24.26	24.34	23.97
272	Asphalt roofing - Papier-toiture asphalté	12.58	13.66	14.57	15.17	16.19	16.78	16.85	18.58	18.40	19.06	19.13	20.67	19.51
273	Paper boxes & bags - Boîtes en carton et sacs en papier	13.35	13.93	14.63	14.96	15.68	15.57	16.41	16.78	17.26	17.94	17.90	19.34	19.47
279	Other converted paper products - Autres produits en papier transformé	12.35	12.99	13.37	14.08	15.26	15.41	14.75	15.65	16.41	16.81	17.08	20.30	20.87
281-284	Printing, publishing & allied ind. - Imprimerie, édition et industries connexes	11.92	12.42	12.91	13.51	14.54	15.50	15.66	14.71	14.82	15.15	15.45	15.72	14.88
281	Commercial printing - Impression commerciale	11.94	12.57	13.01	13.68	14.64	15.84	15.62	15.08	15.43	15.61	15.73	15.86	14.82
282	Platemaking, typesetting & bindery - Clichage, composition et reliure	10.12	11.11	11.40	11.90	13.84	14.64	15.44	13.14	12.52	13.39	13.54	14.23	13.67
283	Publishing - Edition	10.52	10.66	12.38	12.05	12.08	12.34	12.98	12.61	12.32	13.90	14.59	15.74	15.46
284	Combined publishing & printing - Impression et édition combinées	14.10	13.88	13.99	14.80	15.92	16.56	16.64	16.32	16.48	16.34	16.98	16.28	15.13
291-299	Primary metals - Première transformation des métaux	15.41	16.08	17.06	17.81	18.60	19.53	20.22	20.13	20.43	21.06	21.22	21.39	22.30
291	Primary steel - Sidérurgie	16.59	16.83	17.48	18.13	19.19	20.04	20.78	21.06	20.98	21.19	21.29	21.78	23.18
292	Steel pipes & tubes - Tubes et tuyaux d'acier	14.93	15.57	15.99	16.41	17.63	17.61	18.51	18.61	18.55	18.64	18.54	18.04	18.93
294	Iron foundries - Fonderies de fer	13.11	14.04	14.66	15.47	16.17	17.31	17.87	18.16	17.98	20.19	21.32	20.01	19.38
295	Non-ferrous metal smelting & refining - Fonte et affinage des métaux non-ferreux	15.36	16.81	18.68	19.59	19.47	21.19	21.96	22.13	22.65	22.90	23.15	23.08	23.67
296	Aluminum rolling, casting & extruding - Laminage, moulage et ext. de l'aluminium	13.91	14.64	15.40	16.27	18.59	18.85	19.90	19.57	20.47	21.49	21.86	21.61	22.61
297	Copper & alloy rolling, casting & extruding - Laminage, moulage et extrusion du cuivre et de ses alliages	12.18	13.22	14.00	14.81	15.85	16.68	17.45	18.08	19.19	18.18	17.75	18.51	18.93
299	Other metal rolling, casting & extruding - Autre laminage, moulage et extrusion des métaux	13.04	13.58	14.02	14.88	14.94	16.27	16.57	15.34	16.07	17.82	18.20	19.24	20.33
301-309	Fabricated metal products - Fabrication des produits métalliques	12.12	12.65	13.39	14.09	14.63	15.26	14.91	15.04	15.90	16.16	16.44	17.01	17.72
301	Power boilers & heat exchangers - Chaudières à pression et échangeurs de chaleur	15.25	15.73	17.25	18.22	18.50	20.04	20.50	20.20	20.50	21.51	21.70	21.31	23.30
302	Fabricated structural metal products - Éléments de charpentes métalliques	13.98	14.52	15.18	15.57	17.23	16.60	16.43	16.59	17.17	16.69	17.38	17.60	18.06
303	Ornamental & architectural metal products - Produits métalliques d'ornement et d'architecture	11.56	11.85	13.06	13.17	13.50	13.51	13.25	12.75	13.72	14.59	14.95	15.21	15.30
304	Stamped, pressed & coated metal products Embout., matriçage et revêtement des métaux	11.05	11.87	12.54	13.50	13.91	14.80	14.18	14.74	15.17	15.96	15.75	16.10	16.49

Table 5
Estimates of Average Hourly Earnings, for Employees paid by the Hour, by
Industry, Canada, Provinces and Territories.

Tableau 5
Estimations de la rémunération horaire moyenne, pour les salariés rémunérés à
l'heure, par industrie, Canada, provinces et territoires

SIC 1980 CTI	Industry Industrie	DOLLARS												
		1987	1988	1989	1990	1991	1992	1993	1994	1995	1996	1997	1998	1999
CANADA														
305	Wire & wire products - Fil métallique et ses produits	\$13.84	\$13.65	\$14.05	\$14.54	\$15.25	\$16.10	\$15.91	\$16.00	\$16.71	\$16.33	\$16.91	\$17.38	\$18.42
306	Hardware, tools & cutlery - Articles de quincaillerie, d'outillage et coutellerie	12.55	13.07	13.73	14.22	14.69	15.45	15.79	15.09	15.22	16.93	17.86	18.35	19.90
307	Heating equipment - Matériel de chauffage	10.29	10.55	10.82	11.52	12.16	12.40	12.96	13.89	13.35	14.49	15.38	14.67	14.27
308	Machine shops - Ateliers d'usinage	12.28	12.86	13.90	15.10	14.77	15.61	13.93	14.27	15.27	15.48	15.75	16.83	17.60
309	Other metal fabricating - Autres produits en métal	10.93	11.42	11.54	12.53	13.40	14.27	14.97	14.91	18.68	16.94	15.96	17.15	17.79
311-319	Machinery (ex. elect. mach.) - Machinerie (sauf électrique)	12.69	13.15	13.63	14.64	15.40	16.08	16.06	16.38	16.87	17.44	17.88	18.53	18.74
311	Agricultural implements - Instruments aratoires	11.72	11.47	11.76	12.40	12.55	13.37	13.33	13.44	14.34	14.45	15.64	16.39	16.36
312	Commercial refrig. & air cond. equip. - Matériel commer. de réfrigération et climatisation	11.95	12.40	12.90	13.57	13.39	14.14	13.21	13.67	15.71	15.26	15.12	15.88	15.88
319	Other machinery & equipment - Autres machineries et équipements	12.84	13.37	13.85	14.97	15.88	16.62	16.70	16.96	17.22	17.99	18.36	18.98	19.25
321-329	Transportation equipment - Matériel de transport	14.09	14.82	15.45	16.27	17.39	17.93	18.59	19.44	19.78	19.77	20.07	21.24	20.87
321	Aircraft & aircraft parts - Aéronefs et pièces d'aéronefs	13.91	14.67	15.24	16.26	17.75	18.03	18.34	18.86	19.53	19.23	19.85	20.48	20.62
323	Motor vehicles - Véhicules automobiles	16.76	17.91	18.47	19.29	20.27	21.33	22.59	24.12	24.93	25.03	25.78	25.73	25.40
324	Truck & bus bodies & trailers - Carrosseries de camions, d'autobus et de remorques	11.85	11.89	12.51	12.97	13.23	13.01	13.47	13.79	13.08	14.40	14.83	16.01	15.92
325	Motor vehicle parts & accessories - Pièces et accessoires pour véhicules automobiles	13.31	13.96	14.51	15.08	15.86	16.33	16.88	17.66	17.74	17.84	18.10	19.81	19.52
326	Railroad rolling stock - Matériel ferroviaire roulant	14.13	14.94	15.99	16.74	17.68	17.74	18.84	19.71	20.09	19.63	20.08	21.28	22.58
327	Shipbuilding & repair - Construction et réparation de navires	14.81	15.45	16.27	17.35	17.51	18.24	18.03	18.86	20.16	18.62	18.29	..	20.30
328	Boatbuilding & repair - Construction et réparation d'embarcations	9.21	9.77	10.44	10.93	12.38	12.86	12.29	13.71	14.54	..	14.66
331-339	Electrical & electronic products - Produits électriques et électroniques	11.86	12.19	12.79	13.93	14.33	15.31	15.56	15.55	15.40	15.85	16.50	17.01	16.40
330	Electrical & electronic products n.e.c. - Produits électriques et électroniques n.c.a.	10.91	11.33	11.95	12.51	12.88	13.32	13.70	14.12	15.24	14.14	13.65	14.24	13.35
332	Major appliances (electric & non-elect.) - Gros appareils (électriques ou non)	11.97	12.38	13.10	13.65	14.37	14.30	14.94	15.05	15.61	14.67	15.68	14.99	14.36
335	Communication & other electronic equip. - Équip. de comm. et autre matériel électronique	12.34	12.55	12.88	14.63	15.03	15.95	16.85	16.24	15.13	16.78	17.63	17.58	16.69
336	Office, store & business machines - Machines pour bureaux, magasins et commerces	11.00	11.31	12.00	13.31	13.29	15.55	14.14	13.76	14.46	16.77	17.16	18.41	18.58
337	Electrical industrial equipment - Matériel électrique d'usage industriel	11.68	11.91	12.62	13.66	14.27	15.70	15.15	15.15	15.13	15.04	15.98	16.90	16.35
338	Communications & energy wire and cable - Fils et câbles électr. et de communication	13.99	14.39	15.36	16.79	16.31	17.86	17.02	19.24	19.88	16.84	17.70	18.94	18.47
351-359	Non-metallic mineral products - Produits minéraux non métalliques	13.27	13.66	14.42	14.82	15.74	16.52	16.62	16.53	17.04	17.39	17.00	17.21	17.56
350	Non-metallic mineral products n.e.c. - Produits minéraux non métalliques n.c.a.	12.44	12.76	13.44	13.76	14.92	16.06	16.18	15.75	16.96	17.59	16.74	17.66	18.79
352	Hydraulic Cement - Ciment hydraulique	16.63	17.16	18.28	18.93	19.83	20.91	21.60	22.77	23.06	22.87	22.45	22.55	21.47
354	Concrete products - Produits en béton	12.09	12.90	13.93	14.43	15.10	15.81	15.60	15.11	15.93	15.81	16.67	16.87	16.87
355	Ready-mix concrete - Béton préparé	14.32	14.50	15.40	15.62	16.73	17.14	17.47	18.07	18.34	17.94	18.04	17.31	17.28
356	Glass & glass products - Verre et articles en verre	13.08	13.57	14.02	14.55	15.38	15.66	15.70	15.63	15.93	16.53	16.05	15.37	15.37
361-369	Refined petroleum & coal products - Produits raffinés du pétrole et du charbon	19.02	19.92	21.05	20.77	16.10	15.63	19.10	19.41	18.82	18.94	18.55	22.34	21.29
361	Refined petroleum products - Produits raffinés du pétrole	19.31	20.24	21.40	21.26	16.15	15.61	19.73	20.04	19.55	19.08	18.35	23.15	22.14
369	Other petroleum & coal products - Autres ind. des prod. du pétrole et du charbon	15.93	16.68	17.49	15.19	15.54	15.86	16.58	17.23	16.59	18.45	19.12	18.68	16.08

Table 5
Estimates of Average Hourly Earnings, for Employees paid by the Hour, by
Industry, Canada, Provinces and Territories.

Tableau 5
Estimations de la rémunération horaire moyenne, pour les salariés rémunérés à
l'heure, par industrie, Canada, provinces et territoires

SIC 1980 CTI	Industry Industrie	DOLLARS												
		1987	1988	1989	1990	1991	1992	1993	1994	1995	1996	1997	1998	1999
CANADA														
371-379	Chemical & chemical products - Produits chimiques	\$13.27	\$13.77	\$14.35	\$15.18	\$16.31	\$16.75	\$17.19	\$17.30	\$16.83	\$17.20	\$17.38	\$18.31	\$17.52
371	Industrial chemicals n.e.c. - Produits chimiques d'usage industriel n.c.a.	16.07	16.88	17.38	18.60	20.09	20.77	21.58	22.61	22.16	21.00	20.53	20.64	20.78
372	Agricultural chemicals - Produits chimiques d'usage agricole	12.01	12.41	13.26	14.33	14.88	15.78	16.34	16.10	15.72	16.66	18.54	18.73	16.43
373	Plastic & synthetic resin - Matières plastiques et résines synthétiques	13.26	13.62	14.57	14.41	14.60	15.59	17.01	15.63	15.19	17.52	18.13	19.88	20.42
374	Pharmaceuticals & medicine - Produits pharmaceutiques et médicaments	11.76	12.01	12.48	13.21	14.48	15.03	16.41	16.34	16.73	16.97	17.77	19.28	17.85
375	Paint & varnish - Peintures et vernis	10.93	11.47	11.96	12.50	13.18	13.71	13.59	13.67	14.30	15.33	15.58	16.17	14.75
376	Soap & cleaning compounds - Savons et composés pour nettoyage	13.20	13.43	13.81	14.78	15.77	16.24	16.85	18.00	17.01	17.67	17.05	16.45	15.61
377	Toilet preparations - Produits de toilette	9.95	10.27	10.36	11.21	12.46	12.25	12.45	13.26	13.12	13.12	13.13	14.99	14.97
379	Other chemical products - Autres produits chimiques	13.93	14.80	15.54	16.26	16.84	17.25	16.31	15.53	14.84	16.02	16.77	17.70	16.86
391-399	Other manufacturing industries Autres industries manufacturières	10.72	11.02	11.86	12.48	12.35	11.77	12.52	12.84	12.74	14.06	14.46	14.58	14.45
401-449	Construction - Construction	14.69	15.06	16.07	16.95	17.60	17.73	17.74	17.78	18.57	18.24	18.00	18.36	18.48
401-402	Bldg, developing & general contracting - Constructeurs, promoteurs et entrep. généraux	13.86	14.04	15.06	16.14	16.61	16.28	16.18	16.42	16.87	17.17	17.26	17.04	17.93
401	Residential building & development - Promotion et construction de bâtiments résidentiels	12.75	12.95	13.91	14.83	14.86	14.72	14.76	14.92	15.91	15.96	16.04	15.90	16.29
402	Non-residential building & development - Promotion & constr. de bâtiments non résidentiels	15.94	16.11	17.25	18.51	19.28	19.44	19.42	19.22	18.69	19.43	19.71	19.32	21.01
411-412	Industrial & heavy (engineering) construction - Constr. lourde et industrielle (génie)	16.06	16.46	17.55	18.47	18.70	18.89	19.06	19.21	20.12	20.10	20.10	21.04	20.41
411	Industrial const. (other than buildings) - Constr. industrielle (autre que bâtiment)	17.87	18.57	19.75	20.62	20.31	20.84	22.95	22.20	22.48	21.36	20.98	22.06	21.59
412	Highway & heavy constr. - Constr. de routes et constr. lourde	15.59	15.88	16.91	17.84	18.29	18.48	17.85	18.08	19.10	19.70	19.81	20.71	20.05
421-429	Trade contracting - Entrepreneurs spécialisés	14.80	15.25	16.28	17.03	17.85	18.02	17.98	17.91	18.80	18.12	17.70	18.13	18.22
441-449	Services incidental to construction - Services relatifs à la construction	12.37	12.61	13.30	13.63	13.59	15.85	15.31	15.83	15.90	17.86	18.34	16.64	16.94
041-449	Goods producing industries - Branches	13.15	13.65	14.44	15.23	15.97	16.37	16.62	16.84	17.15	17.48	17.54	17.97	18.11
491-499	productrices de biens													
451-499	Transportation, storage, comm. & other utilities - Transp., entreposage, comm. et autres services publics	14.20	14.42	14.90	15.58	16.47	17.35	17.85	17.96	18.06	18.34	18.70	19.26	19.76
451-479	Transportation & storage - Transport et entreposage	13.83	14.01	14.44	15.05	15.88	16.62	16.92	17.03	16.95	17.21	17.71	17.91	18.02
451-459	Transportation - Transport	13.79	13.99	14.45	15.06	15.90	16.64	17.00	17.09	17.00	17.25	17.72	17.91	17.92
451	Air transport - Transport aérien	12.01	10.44	10.89	13.29	14.41	15.29	14.08	15.50	14.35	14.88	16.43	16.86	17.25
452	Services incidental to air transport - Services relatifs au transport aérien	11.60	12.62	12.63	12.96	12.71	12.70	13.39	13.48	13.92	15.28	14.61	13.45	12.57
453	Railway transport & related services - Transport et services ferroviaires	14.05	14.90	15.75	16.46	17.39	17.82	18.52	19.28	19.22	19.54	20.41	20.23	21.89
454	Water transport - Transport par eau	15.89	15.68	15.62	17.12	19.22	20.46	20.85	20.73	19.20	20.39	21.39	19.83	19.66
455	Services incidental to water transport - Services relatifs au transport par eau	20.46	19.72	20.35	20.73	24.24	24.32	25.94	25.51	26.43	24.37	20.24	18.33	18.03
456	Truck transport - Camionnage	13.30	13.68	13.87	14.27	14.65	15.29	15.46	15.10	15.06	15.82	16.85	17.04	15.65
457	Public passenger transit systems - Transport en commun	13.64	13.77	14.37	15.13	16.28	17.57	17.84	17.78	18.18	17.72	17.89	19.54	19.91

Table 5
Estimates of Average Hourly Earnings, for Employees paid by the Hour, by
Industry, Canada, Provinces and Territories.

Tableau 5
Estimations de la rémunération horaire moyenne, pour les salariés rémunérés à
l'heure, par industrie, Canada, provinces et territoires

SIC	Industry	DOLLARS												
		1987	1988	1989	1990	1991	1992	1993	1994	1995	1996	1997	1998	1999
CTI	Industrie													
CANADA														
458-459	Transportation n.e.c. - Transport n.c.a.	\$12.53	\$12.28	\$13.05	\$13.94	\$14.64	\$15.32	\$15.53	\$16.10	\$15.93	\$16.39	\$17.02	\$16.46	\$16.48
461-461	Pipeline transport - Transport par pipelines	17.44	17.71	18.09	19.50	20.12	21.15	21.95	20.46	23.55	20.36	20.03	24.85	29.61
471-479	Storage & warehousing - Entreposage et emmagasinage	14.74	14.10	13.42	13.73	14.25	15.04	14.41	15.07	15.28	16.14	17.55	16.09	16.13
471	Grain elevators - Silos à grain	16.87	16.37	16.11	16.39	17.47	17.70	19.72	19.95	19.49	19.99	21.31	19.37	20.73
479	Other storage & warehousing - Autres entreposage et emmagasinage	12.98	12.35	12.00	12.60	12.96	13.72	13.06	13.39	14.06	15.09	16.46	14.81	14.30
481-499	Communication & other utilities - Communications et autres services publics	14.99	15.33	15.85	16.61	17.54	18.75	19.65	19.74	20.03	20.21	20.56	21.61	22.78
481-484	Communication - Communications	13.46	13.71	14.14	14.53	15.14	16.46	17.82	17.88	18.32	18.60	18.85	20.28	21.50
481	Telecommunication broadcasting - Diffusion des télécommunications	13.76	13.83	12.40	13.75	14.60	15.12	17.59	16.79	18.20	17.87	17.86	19.78	20.64
482	Telecommunication carriers - Transmission des télécommunications	14.84	14.69	14.94	15.18	16.30	18.15	20.59	20.98	21.66	21.93	22.42	23.45	23.59
483	Other telecommunication - Autres télécommunications	9.82	10.69	10.71	11.14	11.66	10.68	10.95	12.11	14.17	15.26	15.35	16.28	16.36
484	Postal & courier service - Services postaux et services de messagers	10.25	11.20	13.37	13.36	12.43	13.28	13.74	14.05	13.95	14.61	15.26	14.44	15.18
491-499	Other Utilities - Autres services publics	16.22	16.66	17.33	18.41	19.63	20.59	21.07	21.27	21.65	21.99	22.56	23.91	25.24
491	Electric power systems - Énergie électrique	17.73	18.35	18.93	20.14	21.39	22.45	23.05	23.44	23.82	23.94	24.71	26.43	27.76
492	Gas distribution systems - Distribution de gaz	15.68	15.86	16.64	17.43	18.82	20.19	20.51	21.02	20.89	21.85	23.06	22.83	23.51
493	Water systems - Distribution d'eau	13.51	14.04	14.71	15.27	15.99	16.93	17.60	18.05	18.48	18.95	19.41	19.58	19.68
499	Other utilities n.e.c. - Autres services publics n.c.a.	12.64	12.87	14.02	14.64	15.78	16.18	16.45	16.50	16.82	17.23	17.50	17.73	18.46
501-692	Trade - Commerce	8.58	8.88	9.24	9.70	10.13	10.49	10.62	10.86	11.06	11.55	11.71	11.72	11.75
501-599	Wholesale Trade - Commerce de gros	10.33	10.61	11.09	11.76	12.06	12.46	12.51	12.89	12.86	13.38	14.03	13.69	13.63
501-501	Farm products - Produits agricoles	10.94	11.35	11.30	11.28	11.52	11.78	10.27	10.19	9.80	10.91	11.39	11.73	12.34
511-511	Petroleum products - Produits pétroliers	11.30	12.20	12.21	12.10	12.71	13.15	13.10	12.81	12.58	13.43	15.56	15.06	14.52
521-524	Food, beverage, drug & tobacco - Produits alimentaires, boissons, médicaments et tabac	11.08	10.93	11.21	11.74	12.24	12.59	12.56	13.28	12.59	13.16	13.89	12.77	11.70
523-524	Drug & tobacco - Médicaments & tabac	9.64	9.66	9.93	10.75	11.85	12.17	11.26	12.51	11.04	13.15	13.40	12.55	11.18
521	Food - Produits alimentaires	11.26	11.10	11.38	11.86	12.22	12.43	12.48	13.40	12.77	13.04	13.79	12.70	11.71
522	Beverages - Boissons	10.67	10.57	10.65	11.79	13.41	15.73	17.42	13.66	16.30	15.43	17.17	14.66	13.47
531-532	Apparel & dry goods - Vêtements et mercerie	6.72	6.94	7.76	8.70	8.60	9.92	9.31	10.81	10.54	11.22	12.94	12.72	9.44
531	Apparel - Vêtements	7.32	7.29	8.10	9.02	8.68	9.93	9.26	10.91	10.46	11.14	12.86	12.71	9.55
532	Dry goods - Tissus et articles de mercerie	6.01	6.56	7.34	8.29	8.41	9.87	9.55	10.53	10.82	11.51	13.20	12.77	9.13
541-543	Household goods - Articles ménagers	9.23	9.42	9.32	10.97	10.80	11.23	11.03	11.55	11.68	13.12	13.58	13.07	10.60
541	Electr. & electronic household appl. & parts - App. ménagers élect. et électroniques et pièces	8.95	8.95	11.79	12.65	10.50	11.11	10.37	11.10	11.63	13.82	14.87	13.30	10.14
542	Household furniture - Meubles de maison	9.01	9.76	8.90	10.27	10.41	11.67	10.19	11.30	11.38	12.17	13.02	14.62	12.25
543	Household furnishings - Accessoires ménagers	9.31	9.51	8.95	10.47	10.93	11.20	11.36	11.84	11.84	12.84	12.88	12.64	10.81
551-552	Motor vehicles, parts & accessories - Véhicules auto., pièces et accessoires	11.26	12.18	12.47	13.17	12.99	13.28	13.79	13.57	13.94	14.11	14.53	14.96	16.93
551	Motor vehicles - Véhicules automobiles	13.19	14.29	14.70	15.42	15.44	16.06	15.80	15.21	15.63	14.67	15.28	15.53	17.73
552	Motor vehicles parts & accessories - Pièces et accessoires de véhicules automobiles	9.90	10.71	10.94	11.63	11.54	12.16	12.82	12.87	13.12	13.83	14.12	14.61	16.44
561-563	Metals, hardware, plumbing, heating & building materials - Métaux, quincaillerie, mat. de plomberie, de chauffage et de construction	9.99	10.00	10.49	11.27	11.92	11.97	11.84	12.37	12.30	12.91	13.17	12.89	12.60
561	Metal & metal products - Métaux et produits en métal	13.77	13.94	15.47	15.17	15.45	15.45	15.27	16.89	15.53	15.84	16.43	16.39	15.90
562	Hardware, plumbing, heating & air cond. equip supplies - Quincaillerie, mat. & fournitures de plomb. chauffage & climatisation	9.26	10.22	10.58	11.78	12.57	12.41	13.41	13.02	12.96	14.07	14.44	14.07	13.57
563	Lumber & building materials - Bois et matériaux de construction	9.67	9.18	9.84	10.56	11.22	11.36	10.98	11.27	11.36	11.88	12.07	11.60	11.43

Table 5
Estimates of Average Hourly Earnings, for Employees paid by the Hour, by
Industry, Canada, Provinces and Territories.

Tableau 5
Estimations de la rémunération horaire moyenne, pour les salariés rémunérés à
l'heure, par industrie, Canada, provinces et territoires

SIC 1980 CTI	Industry Industrie	DOLLARS												
		1987	1988	1989	1990	1991	1992	1993	1994	1995	1996	1997	1998	1999
CANADA														
571-579	Machinery, equipment & supplies - Machines, matériel et fournitures	\$10.62	\$11.22	\$12.20	\$12.91	\$12.94	\$13.92	\$13.66	\$14.13	\$14.29	\$14.51	\$15.07	\$14.91	\$14.48
571	Farm machinery, equipment & supplies - Machines, matériel et fournitures agricoles	9.00	9.42	9.47	10.99	11.27	12.49	12.24	12.16	12.09	12.38	13.39	14.09	14.04
572	Const., forest. & mining mach. equip. & suppl.- Mach., mat. & fourn. (const., forêts, mines)	14.21	14.19	15.07	16.21	16.75	17.20	17.73	18.40	19.30	19.03	18.57	17.79	17.12
573	Industrial machinery, equipment & supplies - Machines, matériel et fournitures industriels	12.40	13.18	13.70	14.88	13.90	14.72	14.99	15.16	14.91	15.56	16.40	15.85	15.34
574	Electrical & electronic mach. equip. & supplies - Machines, matér., fourn. électric. & électro.	9.18	10.07	12.69	11.96	12.53	12.68	13.15	13.61	13.62	13.88	14.26	13.21	12.90
579	Other machinery, equipment & supplies - Autres machines, matériel et fournitures	10.89	11.37	11.80	12.80	12.63	13.97	12.58	13.23	13.45	13.72	14.32	14.84	14.74
591-599	Other wholesale products - Autres produits divers, commerce de gros	8.50	8.65	9.13	9.74	10.03	10.76	11.61	11.61	11.94	12.38	13.05	12.93	13.38
601-692	Retail trade - Commerce de détail	8.11	8.40	8.69	9.09	9.56	9.90	10.03	10.19	10.45	10.83	10.83	10.94	10.97
601-603	Food, beverage and drug - Aliments, boissons et médicaments	8.94	9.24	9.33	9.59	9.98	10.65	10.68	10.72	10.95	10.95	10.69	11.17	11.30
601	Food stores - Magasins d'alimentation	8.88	9.20	9.15	9.39	9.73	10.32	10.30	10.40	10.65	10.58	10.34	10.62	10.76
602	Liquor, wine & beer stores - Magasins de spiritueux, vin et bière	11.48	11.88	12.69	13.04	14.19	14.68	15.15	15.06	14.46	15.62	15.00	16.05	15.51
603	Prescription drugs & patent medicine stores - Mag. de médicaments sur ordonnance & brevetés	8.20	8.45	8.95	9.46	9.88	10.80	11.07	10.93	11.19	10.81	10.60	12.06	12.46
611-615	Shoe, apparel, fabric & yarn - Chaussures, vêtements, tissus et filés	6.61	6.98	7.13	7.39	7.86	7.92	8.17	8.51	8.60	8.80	8.92	8.61	9.94
611	Shoe stores - Magasins de chaussures	6.63	7.04	7.41	7.59	7.78	8.07	8.24	8.73	8.65	8.83	9.25	8.87	10.06
612	Men's clothing stores - Magasins de vêtements pour hommes	7.46	8.37	7.85	7.50	8.83	8.84	9.19	10.01	10.11	10.47	10.15	9.99	11.60
613	Women's clothing stores - Magasins de vêtements pour dames	6.54	6.83	7.12	7.47	7.82	7.95	8.08	8.22	8.26	8.53	8.64	8.47	10.09
614	Clothing stores n.e.c. - Magasins de vêtements n.c.a.	6.54	6.74	6.97	7.35	7.71	7.71	8.03	8.38	8.66	8.87	8.92	8.41	9.41
615	Fabric & yarn stores - Magasins de tissus et de filés	5.41	5.57	5.81	6.09	6.61	6.95	7.22	7.52	7.56	7.57	8.01	7.80	8.74
621-623	Household furniture, appliances & furnishings - Meubles, appareils et accessoires de maison	7.60	8.13	8.49	9.03	9.18	9.43	9.68	10.33	10.40	10.90	11.33	11.53	10.82
621	Household furniture stores - Magasins de meubles de maison	7.78	8.16	8.79	9.37	9.33	9.66	10.12	10.45	10.51	11.28	11.67	11.91	10.71
622	Appliance, TV, radio & stereo stores - Magasins ménagers, tv, radio & appar. stéréo	7.72	8.44	8.47	9.11	9.27	9.50	10.06	10.46	10.52	10.83	11.29	11.56	11.13
623	Household furnishings stores - Magasins d'accessoires d'ameublement	7.28	7.85	8.17	8.55	8.94	9.10	8.53	9.96	10.10	10.46	10.92	10.97	10.42
631-639	Auto vehicles, parts & access., sales & serv. Véhicules autos, pièces & access., vente & serv.	8.54	8.80	9.40	9.90	10.40	10.46	10.81	11.08	11.40	12.67	12.77	12.64	12.70
631	Automobile dealers - Concessionnaires d'automobiles	10.06	10.57	11.02	11.82	12.87	13.39	13.61	13.66	13.64	15.31	15.14	15.14	15.48
632	Recreational vehicle dealers - Marchands de véhicules de loisir	9.65	9.78	9.90	10.13	9.77	11.06	11.81	11.70	12.06	12.94	13.02	12.30	11.72
633	Gasoline service stations - Stations-service	6.77	7.04	7.51	7.80	7.88	7.90	7.58	7.95	8.46	8.93	9.11	9.31	9.30
634	Automotive parts & accessories stores - Mag. de pièces et accessoires pour automobiles	8.09	8.35	8.60	9.54	9.50	9.00	9.47	10.11	10.07	10.89	11.00	11.04	11.53
635	Motor vehicle repair shops - Ateliers de réparation d'automobiles	9.51	9.86	10.67	11.06	12.09	12.07	12.59	11.99	12.17	12.84	12.54	13.02	13.35
639	Other motor vehicle services - Autres services pour automobiles	6.35	6.84	7.42	7.59	7.92	8.09	8.24	9.39	10.10	10.33	10.09	10.17	10.88
641-641	General merchandise stores - Magasins de marchandises diverses	7.95	8.10	8.32	8.90	9.49	9.78	9.69	9.52	9.64	9.79	9.93	9.78	9.81
651-692	Other retail n.e.c. - Autres commerces de détail n.c.a.	6.57	6.93	7.27	7.56	8.19	8.47	8.59	8.93	9.47	9.68	9.68	9.50	9.28

Table 5
Estimates of Average Hourly Earnings, for Employees paid by the Hour, by
Industry, Canada, Provinces and Territories.

Tableau 5
Estimations de la rémunération horaire moyenne, pour les salariés rémunérés à
l'heure, par industrie, Canada, provinces et territoires

SIC 1980 CTI	Industry Industrie	DOLLARS												
		1987	1988	1989	1990	1991	1992	1993	1994	1995	1996	1997	1998	1999
CANADA														
	701-761 Finance, insurance & real estate - Finances, assur. & affaires immobilières	\$8.96	\$9.49	\$10.13	\$10.57	\$11.07	\$11.24	\$11.71	\$12.30	\$12.75	\$13.07	\$14.47	\$13.80	\$14.32
	701-749 Finance & insurance - Intermédiaires financiers et assurances	8.81	9.48	9.93	10.17	11.33	11.55	12.34	12.69	13.11	13.61	15.07	14.25	14.72
	701-709 Deposit accepting intermediaries - Intermédiaires financiers de dépôts	8.89	9.01	9.88	10.14	10.92	11.35	11.45	12.23	12.10	12.12	13.30	13.39	14.21
	701-702 Banks - Banques	8.97	9.17	10.04	10.37	10.90	11.29	11.60	11.65	11.79	12.22	12.05	11.61	12.51
	703 Trust Companies - Sociétés de fiducie	8.95	9.08	9.86	10.22	10.77	10.93	10.84	11.36	11.45	11.85	14.45	12.22	11.77
	705 Credit unions - Caisses d'épargne et de crédit	8.79	8.79	9.64	9.77	11.00	11.61	11.44	13.32	12.76	12.01	14.66	17.14	16.90
	711-712 Consumer & business financing intermediaries - Crédit à la consommation et aux entreprises	7.57	8.50	8.92	8.77	9.09	11.71	18.05	12.71	21.59	15.01	15.28	15.71	14.36
	721-729 Investment intermediaries - Intermédiaires d'investissement	8.10	10.10	9.57	9.56	11.74	10.97	13.06	13.12	13.85	15.31	16.26	12.30	11.98
	731-733 Insurance - Assurances	10.99	11.66	12.79	13.56	14.58	15.28	15.53	15.36	16.04	16.02	18.75	17.25	16.76
	741-749 Other financial intermediaries - Autres intermédiaires financiers	9.41	11.92	12.51	12.62	12.04	10.51	11.39	13.17	13.65	16.99	21.21	21.91	21.06
	751-761 Real estate operators & insurance agent - Services immobiliers & agences d'assurances	9.13	9.51	10.38	11.08	10.67	10.70	10.78	11.70	12.19	12.14	13.41	12.76	13.35
	751-759 Real estate operators (exc'l developers) - Services immobiliers (sauf lotisseurs)	9.41	9.94	10.76	10.82	10.08	10.89	10.62	11.42	11.62	11.36	12.51	12.49	13.47
	761-761 Insurance & real estate agent - Agences d'assur. et agences immobilières	8.12	8.24	8.97	11.62	11.72	10.13	11.19	12.18	13.17	13.04	14.34	13.13	13.13
	771-779 Comm., business & pers. services - Services 851-999 socio-culturels, comm. et pers.	9.36	9.75	10.47	11.06	11.91	12.42	12.70	12.78	12.89	13.29	13.22	13.48	13.84
	771-779 Business services - Services aux entreprises	8.70	9.59	10.94	11.55	12.31	12.46	12.58	13.00	12.61	13.64	13.60	14.46	15.15
	771 Employment agencies & personnel suppliers - Bureaux de placement et location de pers.	8.28	8.56	10.48	10.20	11.36	11.75	11.32	11.57	11.18	10.92	10.85	12.51	12.77
	772 Computer & related services - Services informatiques et services connexes	8.15	9.34	12.37	13.94	13.00	14.01	14.18	15.77	15.13	16.79	16.75	16.55	16.86
	773 Accounting & bookkeeping services - Serv. de comptabilité et tenue de livres	6.83	8.04	7.92	9.79	11.25	10.47	11.19	11.82	11.11	12.24	12.21	12.86	13.50
	774 Advertising services - Services de publicité	12.68	14.66	15.45	13.63	13.06	11.31	10.56	12.66	11.38	12.91	12.46	11.63	11.03
	775 Arch., eng. & other scientific & tech. serv. - Arch., ingénieurs et autres serv. scient. et tech.	12.25	13.65	14.35	15.88	16.88	17.92	18.30	17.64	18.29	18.06	17.80	19.52	20.75
	776 Offices of lawyers & notaries - Études d'avocats et de notaires	7.84	8.01	9.93	10.78	12.12	12.41	12.48	12.95	13.85	14.20	13.97	15.04	12.56
	777 Management consulting services - Bureaux de conseils en gestion	8.62	9.60	10.69	10.95	11.38	11.25	12.57	13.98	13.40	14.37	14.51	13.40	15.54
	779 Other business services - Autres services aux entreprises	7.22	7.74	8.46	9.15	9.89	10.11	10.29	10.79	10.58	11.04	11.26	12.90	13.17
	851-859 Educational & related services - Services d'enseignement et services annexes	7.17	7.12	8.42	9.49	11.16	11.45	12.32	12.87	11.84	12.68	12.96	13.38	14.62
	851-853 Educational services - Services d'enseignement	11.02	11.57	12.02	12.63	13.35	13.77	14.06	13.95	14.18	14.95	14.26	15.99	15.03
	851 Elementary & secondary education - Enseignement élémentaire et secondaire	11.25	11.76	12.19	12.74	13.50	14.00	14.27	14.17	14.46	15.49	14.51	16.54	15.33
	852 Post-second. non-university education - Enseignement postsecondaire non univers.	10.89	11.63	12.20	12.97	13.90	14.58	14.88	14.86	14.78	15.09	14.97	16.06	15.88
	853 University education - Enseignement universitaire	10.75	11.27	11.70	12.34	12.87	13.07	13.37	13.21	13.47	13.58	13.10	14.59	13.97
	854-859 Libraries, museums & other educational serv. - Biblio., musées & autres serv. d'enseignement	7.17	7.12	8.42	9.49	11.16	11.45	12.32	12.87	11.84	12.68	12.96	13.38	14.62
	854 Library services - Bibliothèques	6.83	6.84	8.53	8.92	10.81	11.47	11.99	12.32	12.21	12.40	12.79	13.27	14.53
	855 Museums & archives - Musées et archives	6.35	6.03	7.23	8.24	10.28	10.51	11.29	12.86	11.99	13.04	13.30	14.12	14.93

Table 5
Estimates of Average Hourly Earnings, for Employees paid by the Hour, by
Industry, Canada, Provinces and Territories.

Tableau 5
Estimations de la rémunération horaire moyenne, pour les salariés rémunérés à
l'heure, par industrie, Canada, provinces et territoires

SIC 1980 CTI	Industry Industrie	DOLLARS												
		1987	1988	1989	1990	1991	1992	1993	1994	1995	1996	1997	1998	1999
CANADA														
859	Other educational services - Autres services d'enseignement	\$8.96	\$9.16	\$9.13	\$11.24	\$13.09	\$12.83	\$14.09	\$13.60	\$11.42	\$12.76	\$12.93	\$13.06	\$14.52
861-869	Health & social services - Services de soins de santé et services sociaux	12.46	12.98	13.66	14.52	15.60	16.20	16.72	16.83	16.88	17.16	17.05	17.05	17.74
861,862 & 864	Inst. health & soc. serv., in/out social services & institutions - Établ. de santé & serv. soc. en/hors institution	12.63	13.14	13.84	14.77	15.90	16.61	17.14	17.35	17.38	17.59	17.46	17.54	18.44
861	Hospitals - Hôpitaux	13.70	14.21	14.98	16.04	17.24	18.09	18.76	18.98	19.10	19.20	19.26	19.15	20.00
862	Other institutional health & social services - Autres établ. de soins de santé & serv. sociaux	10.34	10.78	11.38	12.02	12.90	13.66	14.13	14.06	14.41	14.75	14.34	15.18	16.73
864	Non-institutional social services - Services sociaux hors institution	9.51	9.96	10.30	10.84	11.70	11.12	11.91	11.95	11.99	13.30	13.22	13.47	13.89
863 & 865-869	Other health & social services n.e.c. - Autres services de soins de santé et sociaux n.c.a.	11.08	11.83	12.49	13.02	13.84	13.77	14.20	13.92	14.39	15.53	15.66	15.30	15.28
863	Non-institutional health services - Services de soins de santé hors institution	15.17	16.63	16.49	16.56	17.67	15.73	15.63	16.56	17.08	17.61	17.48	16.02	15.49
865	Private practice of physicians, surgeons & dentist - Cabinets privés de médecins chirurgiens, dentistes	9.26	10.27	10.97	11.63	12.67	13.30	14.04	12.77	13.30	14.70	14.88	14.37	13.96
866	Offices of other health practitioners - Cabinets d'autres praticiens de la santé	8.20	8.23	9.85	10.58	11.01	10.32	10.85	11.27	12.33	13.54	13.71	13.21	13.40
868	Medical & other health laboratories - Laboratoires médicaux et autre lab. de santé	12.45	13.31	13.31	13.95	14.46	15.38	15.52	15.38	15.23	16.35	16.73	18.02	19.67
869	Health & social service assn's & agencies - Assoc. & org. de santé et de services sociaux	11.53	12.09	12.07	13.22	14.30	14.60	14.89	14.63	15.12	16.05	16.02	16.51	16.98
911-922	Accommodation, food & beverage services - Hébergement et restauration	5.92	6.13	6.54	6.86	7.15	7.42	7.59	7.84	7.97	8.34	8.41	8.38	8.01
911-914	Accommodation services - Services d'hébergement	6.80	6.98	7.44	7.87	8.18	8.65	8.81	8.96	9.20	9.64	9.59	9.36	9.39
912-914	Other accomodation services n.e.c. - Autres services d'hébergement n.c.a.	6.54	6.29	6.42	7.59	7.70	9.71	8.56	8.70	8.87	9.21	9.14	9.01	9.54
911	Hotels, motels & tourist courts - Hôtels, motels et camps pour touristes	6.82	7.02	7.50	7.88	8.22	8.53	8.84	8.98	9.23	9.68	9.64	9.39	9.37
921-922	Food & beverage services - Services de la restauration	5.60	5.81	6.22	6.49	6.77	6.96	7.18	7.46	7.57	7.91	8.03	8.08	7.55
921	Food services - Services de restauration	5.55	5.75	6.17	6.43	6.72	6.95	7.18	7.47	7.58	7.91	8.04	8.10	7.57
922	Taverns, bars & night clubs - Tavernes, bars et boîtes de nuit	6.08	6.33	6.71	7.03	7.26	7.06	7.17	7.29	7.41	7.79	7.87	7.90	7.36
961-999	Miscellaneous services - Services divers	8.48	8.48	9.08	9.54	9.84	10.20	10.42	10.69	10.96	11.42	11.07	11.72	11.64
961-969	Amusement & recreational services - Services de divertissements et de loisirs	8.47	8.37	9.54	10.18	10.20	10.74	10.82	11.02	11.24	11.60	11.09	11.61	11.61
960	Other amusement & recreational services n.e.c. - Autres serv. de divertis. et de loisirs n.c.a.	8.85	8.66	9.77	10.24	10.33	11.09	11.71	11.95	11.96	12.15	11.56	11.98	11.92
961	Motion picture, audio & video prod. & distr. - Prod. & distr. films et mat. audiovisuel	9.22	10.10	13.39	14.08	14.95	15.65	11.81	13.30	14.15	14.01	13.53	15.49	15.91
962	Motion picture exhibition - Projection de films cinématographiques	7.18	7.37	8.53	8.98	9.42	10.34	10.39	8.61	8.15	8.20	8.32	8.06	7.46
965	Sports & recreation clubs & services - Clubs sportifs et services de loisir	8.16	7.87	8.81	9.29	9.22	9.38	9.39	9.39	9.65	10.22	9.80	9.82	9.58
971-979	Personal services (exc'l private households) - Services personnels (excl. ménages)	6.48	6.79	7.31	7.74	8.12	8.65	8.59	8.90	9.12	9.83	9.58	9.95	10.43
971	Barber & beauty shops - Salons de coiffure et salons de beauté	5.75	6.02	6.86	6.93	7.09	7.61	7.70	7.96	8.39	9.08	8.96	8.83	9.21
972	Laundries & cleaners - Serv. de blanchissage et de nettoyage à sec	6.92	7.08	7.49	8.07	8.46	9.12	8.90	9.69	9.60	10.50	10.33	10.92	11.49
973	Funeral services - Pompes funèbres	8.96	8.64	9.59	10.37	11.59	11.63	11.88	10.78	11.62	11.98	11.75	13.57	14.47
979	Other personal & household services - Autres services personnels et domestiques	6.75	7.32	7.26	7.65	8.44	8.37	9.01	8.77	8.63	8.87	8.40	8.86	8.96
982-986	Membership organizations - Associations	8.54	9.05	10.00	10.86	10.78	10.37	12.07	11.49	11.96	12.68	12.44	13.54	13.79

Table 5
Estimates of Average Hourly Earnings, for Employees paid by the Hour, by
Industry, Canada, Provinces and Territories.

Tableau 5
Estimations de la rémunération horaire moyenne, pour les salariés rémunérés à
l'heure, par industrie, Canada, provinces et territoires

SIC 1980 CTI	Industry Industrie	DOLLARS												
		1987	1988	1989	1990	1991	1992	1993	1994	1995	1996	1997	1998	1999
CANADA														
991-999	Other services - Autres services	\$9.42	\$9.21	\$9.27	\$9.45	\$10.09	\$10.36	\$10.35	\$10.87	\$11.20	\$11.41	\$10.98	\$11.89	\$11.55
990	Other services n.e.c. - Autres services n.c.a.	10.40	10.44	10.69	10.52	11.25	11.33	10.96	11.69	11.80	12.14	11.60	12.38	11.91
992	Automobile & truck rental & leasing services - Serv. de location d'automobiles et de camions	10.30	10.33	9.68	9.39	10.44	11.49	11.62	11.77	12.62	13.43	12.56	12.97	12.38
993	Photographers - Photographes	9.12	9.78	9.24	9.56	9.74	9.64	9.06	9.90	9.95	10.74	10.44	11.64	11.14
995	Services to buildings & dwellings - Serv. relatifs aux bâtiments et habitations	7.90	7.63	7.45	8.07	8.38	9.12	9.51	9.46	9.94	9.65	9.44	10.22	10.26
996	Travel services - Services de voyages	7.67	7.13	7.15	8.07	9.64	10.02	10.57	11.48	12.06	12.86	12.30	13.95	13.04
451-484	Service producing industries - Branches													
501-999	productrices de services	9.53	9.91	10.41	10.92	11.66	12.21	12.44	12.60	12.73	13.15	13.32	13.51	13.74
041-999	Industrial aggregate - Ensemble des													
	industries	11.08	11.50	12.13	12.64	13.29	13.75	13.96	14.16	14.34	14.71	14.87	15.12	15.33
NEWFOUNDLAND TERRE-NEUVE														
061-092	Mining (incl. milling), quarrying and oil wells													
	Mines (y compris broyage), carrières et													
	puits de pétrole	15.91	17.15	17.55	18.71	21.54	22.49	22.41	22.79	25.36	25.33	25.01	25.56	29.41
101-399	Manufacturing - Industries manufacturières	10.91	11.39	12.21	12.68	13.51	14.19	14.51	15.03	14.67	14.92	15.14	14.92	14.22
	Non-durable goods - Biens non durables	10.71	11.29	12.24	12.63	13.63	14.47	14.77	15.20	14.53	15.35	15.38	14.59	13.91
	Durable goods - Biens durables	12.17	11.96	12.12	12.89	12.90	13.15	13.33	14.60	15.09	13.17	14.27	15.99	15.29
101-109	Food - Aliments	8.76	9.25	10.05	10.55	11.28	11.05	11.07	11.28	11.05	11.45	11.87	11.83	12.14
102	Fish products - Transformation du poisson	8.60	9.09	9.89	10.38	11.19	10.83	10.72	10.75	10.87	11.31	11.81	11.72	12.06
401-449	Construction - Construction	10.29	11.11	11.33	11.38	12.80	13.17	16.10	19.54	19.78	18.35	14.32	16.15	15.44
401-402	Bldg, developing & general contracting - Constructeurs, promoteurs et entrep. généraux	9.65	10.02	10.49	10.41	11.33	12.41	14.01	17.43	11.29	16.37	..	13.39	12.49
402	Non-residential building & development - Promotion & constr. de bâtiments non résidentiels	12.78	13.27	13.89	13.71	12.96	18.19	20.54	24.74	13.23	19.60	7.44
411-412	Industrial & heavy (engineering) construction - Constr. lourde et industrielle (génie)	11.06	11.55	11.74	12.39	16.20	15.40	21.91	26.19	26.12	23.67	..	19.40	..
421-429	Trade contracting - Entrepreneurs spécialisés	10.48	11.97	11.97	12.02	12.51	13.02	13.12	13.04	14.19	13.86	14.42	16.52	15.57
041-449	Goods producing industries - Branches													
491-499	productrices de biens	11.46	12.11	12.64	13.15	14.45	15.02	16.09	18.00	18.17	17.71	16.82	16.66	15.85
451-499	Transportation, storage, comm. & other													
	utilities - Transp., entreposage, comm.													
	et autres services publics	11.78	11.56	11.91	12.56	13.20	13.55	13.80	13.34	13.70	14.99	17.29	17.03	17.94
451-479	Transportation & storage - Transport et entreposage	11.24	11.09	11.52	12.13	12.70	13.05	13.41	12.60	12.69	12.39	15.13	15.96	16.57
481-499	Communication & other utilities - Communications et autres services publics	13.21	13.49	13.55	14.46	15.15	15.68	15.42	15.60	16.56	17.81	19.13	18.17	19.38
491-499	Other Utilities - Autres services publics	14.30	14.89	14.88	16.10	17.01	17.48	16.95	16.56	19.12	18.91	19.97	20.82	21.68
501-692	Trade - Commerce	6.68	6.90	7.23	7.46	7.64	8.01	8.15	8.27	8.58	9.24	9.73	9.89	10.14
501-599	Wholesale Trade - Commerce de gros	8.18	8.86	9.37	9.46	9.63	9.54	10.06	10.21	10.45	11.61	11.58	10.69	10.41
601-692	Retail trade - Commerce de détail	6.35	6.43	6.82	7.13	7.27	7.74	7.79	7.94	8.21	8.71	9.10	9.71	10.07

Table 5
Estimates of Average Hourly Earnings, for Employees paid by the Hour, by
Industry, Canada, Provinces and Territories.

Tableau 5
Estimations de la rémunération horaire moyenne, pour les salariés rémunérés à
l'heure, par industrie, Canada, provinces et territoires

SIC 1980 CTI	Industry Industrie	DOLLARS												
		1987	1988	1989	1990	1991	1992	1993	1994	1995	1996	1997	1998	1999
NEWFOUNDLAND TERRE-NEUVE														
601-603	Food, beverage and drug - Aliments, boissons et médicaments	\$5.99	\$6.11	\$6.42	\$6.75	\$6.67	\$7.24	\$7.15	\$7.77	\$8.19	\$7.88	\$8.14	\$10.13	\$11.30
601	Food stores - Magasins d'alimentation	5.79	5.78	5.89	6.36	6.54	6.95	7.03	7.31	7.83	7.61	7.88	9.76	11.06
611-615	Shoe, apparel, fabric & yarn - Chaussures, vêtements, tissus et filés	5.70	5.83	5.86	6.04	6.26	6.40	6.65	7.01	6.94	7.14	7.09	6.49	8.34
631-639	Auto vehicles, parts & access., sales & serv. Véhicules autos, pièces & access., vente & serv.	6.76	6.79	7.53	8.01	8.60	8.61	9.37	8.90	9.22	10.56	11.30	10.65	10.08
641-641	General merchandise stores - Magasins de marchandises diverses	6.51	6.60	6.98	7.15	7.38	7.85	7.63	7.41	7.56	7.88	7.89	7.97	8.48
651-692	Other retail n.e.c. - Autres commerces de détail n.c.a.	6.94	6.99	6.94	7.12	7.35	7.93	7.53	7.50	7.71	8.06	8.07	7.60	7.51
701-761	Finance, insurance & real estate - Finances, assur. & affaires immobilières	8.23	8.18	8.72	8.81	8.98	9.93	10.19	11.13	9.98	11.39	10.27	11.62	11.95
701-749	Finance & insurance - Intermédiaires financiers et assurances	8.28	8.41	7.97	8.08	8.94	9.82	10.48	10.96	9.95	11.48	10.47	11.78	12.28
701-709	Deposit accepting intermediaries - Intermédiaires financiers de dépôts	7.61	7.86	8.45	8.61	9.36	10.32	10.11	10.09	10.11	10.50	9.57	10.06	10.58
701-702	Banks - Banques	7.66	7.91	8.50	8.66	9.36	9.87	10.11	10.19	10.29	10.48	10.50	..	10.37
771-779	Comm., business & pers. services - Services	8.43	8.58	9.11	9.35	10.16	9.99	10.37	10.16	10.32	10.75	10.48	12.44	14.63
851-999	socio-culturels, comm. et pers.	8.74	9.13	9.73	9.74	11.16	10.79	10.88	10.96	10.63	12.97	12.41	12.94	14.37
771-779	Business services - Services aux entreprises	10.59	11.26	12.05	12.41	13.14	13.28	14.09	14.21	14.37	15.00	14.61	16.88	16.14
851-853	Educational services - Services d'enseignement	10.49	10.98	11.69	12.16	13.18	12.67	13.30	12.39	12.96	12.86	12.84	15.36	18.74
861-869	Health & social services - Services de soins de santé et services sociaux	10.72	11.37	12.43	13.13	14.53	13.72	14.56	13.96	14.58	14.15	14.26	17.22	21.62
861	Hospitals - Hôpitaux	5.85	5.88	6.09	6.23	6.56	6.70	6.64	6.82	7.15	6.97	7.12	7.95	8.24
911-922	Accommodation, food & beverage services - Hébergement et restauration	5.81	6.19	6.44	6.84	7.08	7.17	7.35	7.47	7.92	7.90	8.14	8.78	10.24
911-914	Accommodation services - Services d'hébergement	5.87	5.68	5.89	5.87	6.29	6.47	6.32	6.50	6.78	6.50	6.61	7.62	7.35
921-922	Food & beverage services - Services de la restauration	5.89	5.70	5.92	5.90	6.32	6.44	6.31	6.50	6.80	6.54	6.63	7.62	7.33
921	Food services - Services de restauration	7.34	7.33	7.47	7.39	7.86	7.90	7.69	8.45	7.86	8.38	8.51	9.11	8.87
961-999	Miscellaneous services - Services divers	8.08	8.21	8.55	8.81	9.36	9.56	9.84	9.72	9.90	10.75	11.12	12.01	13.20
451-484	Service producing industries - Branches	9.47	9.83	10.26	10.43	11.19	11.37	11.95	12.56	12.66	13.02	12.89	13.38	14.01
501-999	productrices de services	9.47	9.83	10.26	10.43	11.19	11.37	11.95	12.56	12.66	13.02	12.89	13.38	14.01
041-999	Industrial aggregate - Ensemble des industries	9.47	9.83	10.26	10.43	11.19	11.37	11.95	12.56	12.66	13.02	12.89	13.38	14.01
PRINCE EDWARD ISLAND ILE-DU-PRINCE-ÉDOUARD														
101-399	Manufacturing - Industries manufacturières	7.56	8.00	8.50	8.99	9.36	9.56	10.27	10.13	10.12	11.39	13.06	12.99	12.93
	Non-durable goods - Biens non durables	7.29	7.65	8.21	8.70	8.96	9.03	9.82	9.81	9.81	11.17	13.14	12.62	12.69
	Durable goods - Biens durables	8.58	9.35	9.68	10.14	10.93	11.36	11.69	11.63	11.45	11.90	12.90	13.59	13.29
401-449	Construction - Construction	9.49	9.93	10.04	10.98	11.29	11.47	11.88	12.15	16.39	18.93	13.43	14.39	..
041-449	Goods producing industries - Branches	8.58	9.08	9.41	10.13	10.55	10.66	11.33	11.33	13.61	15.71	13.30	13.52	13.57
491-499	productrices de biens	8.58	9.08	9.41	10.13	10.55	10.66	11.33	11.33	13.61	15.71	13.30	13.52	13.57

Table 5
Estimates of Average Hourly Earnings, for Employees paid by the Hour, by Industry, Canada, Provinces and Territories.

Tableau 5
Estimations de la rémunération horaire moyenne, pour les salariés rémunérés à l'heure, par industrie, Canada, provinces et territoires

SIC	Industry	DOLLARS												
		1987	1988	1989	1990	1991	1992	1993	1994	1995	1996	1997	1998	1999
1980														
CTI	Industrie													
PRINCE EDWARD ISLAND														
ILE-DU-PRINCE-ÉDOUARD														
451-499	Transportation, storage, comm. & other utilities - Transp., entreposage, comm. et autres services publics	\$11.79	\$12.45	\$12.51	\$12.82	\$14.09	\$14.57	\$14.82	\$15.11	\$15.65	\$14.87	\$14.91	\$14.03	\$14.63
481-499	Communication & other utilities - Communications et autres services publics	13.41	13.91	15.07	15.63	17.27	17.49	17.69	18.15	18.68	18.57	18.47	18.00	18.73
501-692	Trade - Commerce	6.31	6.70	6.88	7.30	7.58	7.73	8.07	7.98	8.33	8.83	9.03	9.35	9.85
601-692	Retail trade - Commerce de détail	6.16	6.54	6.71	7.09	7.36	7.45	7.77	7.70	8.07	8.21	7.99	8.86	9.32
601	Food stores - Magasins d'alimentation	5.36	5.65	5.83	6.05	6.31	6.45	6.72	7.03	7.70	6.84	6.91	7.99	..
641-641	General merchandise stores - Magasins de marchandises diverses	6.52	6.70	6.87	7.04	7.11	7.37	7.69	7.57	7.48	7.44	7.43	8.77	8.88
771-779	Comm., business & pers. services - Services socio-culturels, comm. et pers.	5.97	6.36	7.02	7.41	7.85	7.96	8.16	8.31	9.28	9.76	9.51	10.37	10.98
851-853	Educational services - Services d'enseignement	10.08	11.19	11.23	11.23	11.77	12.40	13.25	13.47	12.39	13.83	13.88	14.57	13.97
851	Elementary & secondary education - Enseignement élémentaire et secondaire	8.56	9.47	10.16	9.90	10.37	11.08	12.32	12.67	..	13.27
861-869	Health & social services - Services de soins de santé et services sociaux	8.71	9.71	10.22	10.31	10.73	10.49	10.48	12.03	14.23	14.35	13.89	14.57	15.64
862	Other institutional health & social services - Autres établ. de soins de santé & serv. sociaux	7.64	8.55	8.81	9.63	10.00	9.47	9.40	10.83	10.82	11.79	10.84	12.80	..
451-484	Service producing industries - Branches productrices de services	6.88	7.27	7.68	8.06	8.50	8.72	9.00	8.97	9.50	9.90	9.97	10.54	11.11
041-999	Industrial aggregate - Ensemble des industries	7.46	7.90	8.30	8.79	9.16	9.36	9.70	9.67	10.85	12.03	11.11	11.51	11.94
NOVA SCOTIA														
NOUVELLE-ÉCOSSE														
061-092	Mining (incl. milling), quarrying and oil wells - Mines (y compris broyage), carrières et puits de pétrole	13.77	14.42	14.87	15.77	16.88	17.04	18.22	18.24	18.62	18.41	18.05	19.23	20.06
061-063	Mining - Mines	14.33	15.07	15.43	16.29	17.54	17.98	18.34	18.15	18.08	..	17.94
063	Coal mines - Mines de charbon	14.94	15.81	16.35	17.28	18.58	19.29	19.56	19.52	18.86
101-399	Manufacturing - Industries manufacturières	11.04	11.42	11.97	12.57	13.33	13.57	14.33	13.90	13.99	14.36	14.93	15.61	16.25
	Non-durable goods - Biens non durables	12.05	12.69	13.38	13.75	13.40	13.88	14.83	14.71	14.54	14.88	15.51	16.26	16.31
	Durable goods - Biens durables	8.84	9.02	9.35	10.14	13.20	12.98	13.37	12.60	13.19	13.50	13.95	14.63	16.15
101-109	Food - Aliments	6.85	7.25	7.58	8.62	10.89	10.90	11.66	11.56	11.47	12.54	13.23	13.49	12.80
102	Fish products - Transformation du poisson	6.54	7.06	7.37	8.36	10.46	10.32	10.88	10.63	10.31	12.07	13.79	13.99	13.28
271-279	Paper & allied products - Papier et produits connexes	12.53	12.68	13.08	14.06	18.91	21.27	21.13	20.85	22.25	21.62	22.33	23.68	22.86
321-329	Transportation equipment - Matériel de transport	9.38	9.78	10.59	11.24	15.25	14.82	15.09	15.63	15.68	15.25	15.19	17.14	20.03
401-449	Construction - Construction	11.76	11.74	12.73	13.37	13.58	13.87	13.71	13.18	13.54	13.35	14.62	16.06	15.61
401-402	Bldg, developing & general contracting - Constructeurs, promoteurs et entrep. généraux	10.49	11.15	12.21	12.28	12.49	12.51	12.82	12.15	12.28	12.34	13.22	13.68	13.55
401	Residential building & development - Promotion et construction de bâtiments résidentiels	10.19	10.83	11.87	11.93	12.10	11.99	11.70	11.32	11.52	11.56	12.37	12.40	12.25

Annual Estimates of Employment, Earnings and Hours, 1987-1999, Statistics Canada
 Estimations annuelles de l'Emploi, des gains et de la durée du travail, 1987-1999, Statistique Canada

Table 5
Estimates of Average Hourly Earnings, for Employees paid by the Hour, by
Industry, Canada, Provinces and Territories.

Tableau 5
Estimations de la rémunération horaire moyenne, pour les salariés rémunérés à
l'heure, par industrie, Canada, provinces et territoires

SIC 1980 CTI	Industry Industrie	DOLLARS												
		1987	1988	1989	1990	1991	1992	1993	1994	1995	1996	1997	1998	1999
NOVA SCOTIA														
NOUVELLE-ÉCOSSE														
411-412	Industrial & heavy (engineering) construction - Constr. lourde et industrielle (génie)	\$11.66	\$12.39	\$12.55	\$13.40	\$14.04	\$14.72	\$13.98	\$14.05	\$14.05	\$14.69	\$15.26	\$19.50	\$18.83
421-429	Trade contracting - Entrepreneurs spécialisés	12.32	11.87	13.03	13.79	14.05	14.35	14.08	13.37	13.92	13.53	15.09	16.29	15.77
041-449	Goods producing industries - Branches													
491-499	productrices de biens	11.58	11.87	12.49	13.17	13.88	14.06	14.58	14.20	14.31	14.44	15.11	15.90	16.25
451-499	Transportation, storage, comm. & other													
	utilities - Transp., entreposage, comm.													
	et autres services publics	12.80	13.35	13.63	15.08	15.87	16.88	16.76	16.45	16.47	15.99	16.19	15.74	15.81
451-479	Transportation & storage - Transport et entreposage	11.53	11.88	11.48	13.12	13.66	14.37	14.20	13.66	12.79	13.27	14.74	15.15	15.33
451-459	Transportation - Transport	11.54	11.89	11.48	13.12	13.67	14.39	14.22	13.69	14.75	15.18	15.38
481-499	Communication & other utilities - Communications et autres services publics	14.44	15.15	16.19	17.09	18.03	19.22	19.35	19.18	20.05	19.00	18.04	16.69	16.70
481-484	Communication - Communications	14.43	15.14	16.20	16.85	17.82	19.18	19.40	19.39	20.77	19.38	17.49	15.89	16.41
491-499	Other Utilities - Autres services publics	14.47	15.18	16.15	17.91	18.70	19.35	19.19	18.63	18.33	18.26	19.22	19.01	17.47
491	Electric power systems - Énergie électrique	15.01	15.83	16.76	18.68	19.83	20.35	20.46	20.66
501-692	Trade - Commerce	7.23	7.37	7.55	8.00	8.41	8.43	8.52	8.72	8.79	9.39	9.60	9.92	10.48
501-599	Wholesale Trade - Commerce de gros	8.59	8.98	9.20	9.90	11.08	10.59	10.95	10.46	10.40	11.19	11.82	11.86	12.05
521-524	Food, beverage, drug & tobacco - Produits alimentaires, boissons, médicaments et tabac	7.27	7.38	7.68	8.80	9.45	10.02	10.10	10.39	10.38	11.69	11.24	11.69	11.15
521	Food - Produits alimentaires	7.24	7.28	7.51	8.59	9.34	9.94	10.12	10.38	10.33	11.55	11.21	11.72	11.23
601-692	Retail trade - Commerce de détail	6.93	7.03	7.25	7.66	7.97	8.02	8.08	8.34	8.40	8.88	8.82	9.40	10.05
601-603	Food, beverage and drug - Aliments, boissons et médicaments	7.16	7.14	7.15	7.48	7.98	7.62	7.74	7.98	8.04	8.42	8.32	9.52	10.50
601	Food stores - Magasins d'alimentation	5.12	5.07	5.14	5.60	6.86	6.70	6.99	6.86	6.85	7.27	7.61	8.70	9.67
611-615	Shoe, apparel, fabric & yarn - Chaussures, vêtements, tissus et filés	5.93	5.88	6.13	6.41	6.59	6.87	7.37	7.25	7.38	7.64	7.49	7.05	8.20
631-639	Auto vehicles, parts & access., sales & serv. Véhicules autos, pièces & access., vente & serv.	7.27	7.35	7.47	8.32	8.72	8.68	8.67	9.28	9.42	10.39	10.60	10.52	11.04
641-641	General merchandise stores - Magasins de marchandises diverses	6.63	6.66	6.85	7.33	7.94	8.18	8.14	7.94	8.09	8.28	8.56	8.82	9.31
651-692	Other retail n.e.c. - Autres commerces de détail n.c.a.	6.41	6.73	7.08	7.25	6.72	7.14	7.32	7.78	8.06	8.31	8.11	8.28	8.54
701-761	Finance, insurance & real estate - Finances,													
	assur. & affaires immobilières	7.85	7.90	9.01	9.58	9.51	10.26	10.94	11.72	10.70	11.29	10.35	11.16	12.11
701-749	Finance & insurance - Intermédiaires financiers et assurances	6.75	7.26	7.21	9.00	10.00	10.88	11.45	12.10	11.68	11.69	10.98	12.07	12.83
701-709	Deposit accepting intermediaries - Intermédiaires financiers de dépôts	6.45	7.04	7.18	8.21	9.08	9.42	9.90	10.04	9.90	10.44	10.20	11.63	13.28
701-702	Banks - Banques	6.52	7.11	7.25	8.31	9.15	9.45	9.95	9.98	10.14	10.42	10.32	10.18	12.28
751-759	Real estate operators (exc'l developers) - Services immobiliers (sauf lotisseurs)	8.79	7.82	10.33	10.11	8.49	9.34	10.25	10.02	8.75	9.65	8.43	8.57	10.52
771-779	Comm., business & pers. services - Services													
851-999	socio-culturels, comm. et pers.	8.09	8.42	8.70	9.29	9.80	10.51	10.50	10.22	10.12	10.35	10.38	12.11	13.33
771-779	Business services - Services aux entreprises	7.68	7.64	8.30	9.14	8.96	10.03	9.40	9.10	9.58	10.37	10.12	10.91	12.04
851-853	Educational services - Services d'enseignement	9.38	9.68	9.79	10.56	11.29	10.77	11.19	11.31	11.33	12.84	12.94	14.92	13.61
851	Elementary & secondary education - Enseignement élémentaire et secondaire	8.24	8.19	8.74	9.24	9.72	9.87	10.20	10.71	10.61	13.55	13.62	15.50	14.40

Table 5
Estimates of Average Hourly Earnings, for Employees paid by the Hour, by
Industry, Canada, Provinces and Territories.

Tableau 5
Estimations de la rémunération horaire moyenne, pour les salariés rémunérés à
l'heure, par industrie, Canada, provinces et territoires

SIC 1980 CTI	Industry Industrie	DOLLARS												
		1987	1988	1989	1990	1991	1992	1993	1994	1995	1996	1997	1998	1999
NOVA SCOTIA														
NOUVELLE-ÉCOSSE														
853	University education - Enseignement universitaire	\$10.80	\$11.28	\$10.88	\$11.82	\$12.66	\$11.56	\$12.12	\$11.82	\$11.93	\$12.04	\$11.88	\$14.10	\$12.39
861-869	Health & social services - Services de soins de santé et services sociaux	10.78	11.21	11.57	11.98	12.82	13.46	13.43	13.34	13.26	13.50	13.88	16.09	17.63
861	Hospitals - Hôpitaux	12.56	13.03	13.25	13.96	15.77	16.25	16.21	16.40	16.28	16.25	16.30	18.77	19.65
911-922	Accommodation, food & beverage services - Hébergement et restauration	5.46	5.69	5.97	6.32	6.40	6.69	6.66	6.83	6.96	7.01	7.14	7.72	7.55
911-914	Accommodation services - Services d'hébergement	5.75	6.20	6.52	6.77	7.17	7.68	7.59	7.75	7.85	7.65	7.65	7.87	8.25
911	Hotels, motels & tourist courts - Hôtels, motels et camps pour touristes	5.86	6.27	6.55	6.81	7.18	7.73	7.58	7.78	7.88	7.63	7.70	7.84	8.22
921-922	Food & beverage services - Services de la restauration	5.37	5.57	5.83	6.16	6.10	6.29	6.32	6.54	6.68	6.81	6.96	7.67	7.26
921	Food services - Services de restauration	5.13	5.31	5.56	5.88	5.98	6.28	6.32	6.51	6.63	6.74	6.88	7.61	7.21
961-999	Miscellaneous services - Services divers	6.96	7.17	7.60	7.53	7.39	8.12	8.47	8.91	8.30	7.95	7.72	9.00	8.96
451-484	Service producing industries - Branches	8.63	8.88	9.05	9.63	10.13	10.65	10.66	10.52	10.38	10.73	10.89	11.75	12.57
501-999	productrices de services													
041-999	Industrial aggregate - Ensemble des industries	9.82	10.09	10.38	10.96	11.46	11.84	11.95	11.71	11.63	11.90	12.23	13.05	13.71
NEW BRUNSWICK														
NOUVEAU-BRUNSWICK														
041-051	Logging and forestry - Exploitation forestière et serv. forestiers	14.40	12.87	13.53	13.58	12.70	12.85	13.07	12.67	11.86	12.49	13.23	14.69	15.55
061-092	Mining (incl. milling), quarrying and oil wells													
	Mines (y compris broyage), carrières et puits de pétrole	16.30	17.24	18.25	18.05	18.44	19.65	19.89	19.60	19.58	19.45	20.70	20.43	20.76
101-399	Manufacturing - Industries manufacturières	11.38	11.63	12.44	12.78	13.65	13.89	14.49	14.77	15.17	15.11	15.63	15.71	15.26
	Non-durable goods - Biens non durables	11.97	11.96	12.61	12.92	13.82	14.13	15.00	15.01	15.35	16.00	16.62	16.18	14.52
	Durable goods - Biens durables	10.47	11.15	12.20	12.57	13.39	13.50	13.79	14.41	14.91	13.80	14.04	15.13	16.09
101-109	Food - Aliments	8.89	8.92	9.18	9.62	10.13	10.17	10.87	10.72	10.92	12.09	12.54	12.50	11.83
251-259	Wood - Bois	9.44	9.69	10.17	10.55	11.10	11.33	11.46	12.35	13.01	13.04	13.58	14.74	16.24
251	Sawmill, planing mill & shingle mill products - Scieries, ateliers de rabotage et usines de bardeaux	9.47	9.99	10.01	10.40	10.80	11.68	11.89	12.83	13.05	13.19	13.95	15.26	17.32
271-279	Paper & allied products - Papier et produits connexes	17.33	17.79	18.59	19.16	20.20	21.63	22.70	22.96	23.64	22.86	23.84	23.62	20.45
271	Pulp & paper - Pâtes et papiers	17.85	18.46	19.08	19.76	20.95	22.32	23.48	23.78	24.66	23.85	25.41	25.06	21.44
401-449	Construction - Construction	11.72	12.07	13.54	12.95	13.62	14.14	14.23	12.94	13.45	13.75	13.91	15.96	15.40
401	Residential building & development - Promotion et construction de bâtiments résidentiels	9.71	9.56	9.95	10.79	11.08	11.69	12.15	11.54	11.17	11.43	12.36	12.50	12.36
421-429	Trade contracting - Entrepreneurs spécialisés	12.42	12.66	14.63	13.36	14.18	15.07	15.23	13.43	14.05	14.05	13.79	15.50	14.39
041-449	Goods producing industries - Branches	11.83	12.08	13.07	13.06	13.79	14.18	14.56	14.41	14.75	14.88	15.34	16.04	15.84
491-499	productrices de biens													
451-499	Transportation, storage, comm. & other utilities - Transp., entreposage, comm. et autres services publics	11.58	12.09	12.24	13.03	13.58	14.24	14.28	13.96	14.75	14.49	15.75	15.05	16.92

Table 5
Estimates of Average Hourly Earnings, for Employees paid by the Hour, by
Industry, Canada, Provinces and Territories.

Tableau 5
Estimations de la rémunération horaire moyenne, pour les salariés rémunérés à
l'heure, par industrie, Canada, provinces et territoires

SIC 1980 CTI	Industry Industrie	DOLLARS												
		1987	1988	1989	1990	1991	1992	1993	1994	1995	1996	1997	1998	1999
NEW BRUNSWICK NOUVEAU-BRUNSWICK														
451-479	Transportation & storage - Transport et entreposage	\$11.57	\$12.04	\$12.02	\$12.77	\$13.51	\$13.85	\$13.90	\$13.28	\$14.13	\$13.68	\$15.28	\$13.66	\$14.95
451-459	Transportation - Transport	11.59	12.08	12.03	12.81	13.53	13.92	14.02	13.38	14.28	13.79	15.32	13.69	15.08
481-499	Communication & other utilities - Communications et autres services publics	11.59	12.21	12.88	13.74	13.75	15.36	15.34	16.06	16.68	17.76	17.47	18.28	20.69
501-692 Trade - Commerce		6.87	7.06	7.35	7.79	8.50	8.79	8.73	8.49	8.80	9.32	9.55	9.87	10.34
501-599	Wholesale Trade - Commerce de gros	8.71	9.12	9.50	9.69	10.49	10.96	10.13	10.67	10.83	11.34	11.83	11.87	12.11
601-692	Retail trade - Commerce de détail	6.36	6.48	6.78	7.25	7.85	8.12	8.25	7.97	8.21	8.65	8.59	9.22	9.77
601-603	Food, beverage and drug - Aliments, boissons et médicaments	6.36	6.45	6.48	7.04	7.76	7.92	7.97	7.52	7.83	8.07	7.84	8.87	9.56
601	Food stores - Magasins d'alimentation	5.52	5.76	5.76	6.17	6.95	7.25	7.36	7.02	7.13	7.35	7.25	8.07	8.74
611-615	Shoe, apparel, fabric & yarn - Chaussures, vêtements, tissus et filés	5.40	5.41	5.64	6.04	6.78	6.87	7.08	7.31	7.28	7.53	7.18	6.78	8.01
631-639	Auto vehicles, parts & access., sales & serv. - Véhicules autos, pièces & access., vente & serv.	7.18	7.42	7.93	8.40	9.21	9.18	9.83	9.09	9.21	10.09	10.60	10.69	11.44
641-641	General merchandise stores - Magasins de marchandises diverses	6.50	6.63	6.99	7.32	7.43	7.86	7.64	7.67	7.85	7.92	7.82	8.10	8.41
651-692	Other retail n.e.c. - Autres commerces de détail n.c.a.	5.62	5.79	6.08	6.42	6.99	7.41	7.00	7.25	7.72	8.19	8.03	8.87	9.07
701-761 Finance, insurance & real estate - Finances, assur. & affaires immobilières		8.15	8.70	9.00	10.01	10.38	10.68	10.78	12.29	11.38	11.80	9.21	10.77	11.94
701-749	Finance & insurance - Intermédiaires financiers et assurances	9.11	9.25	9.82	10.35	11.08	11.80	11.23	12.49	12.60	11.99	9.44	10.87	12.21
701-709	Deposit accepting intermediaries - Intermédiaires financiers de dépôts	7.39	7.53	8.23	8.58	9.40	9.66	9.63	10.35	10.03	10.56	9.20	10.46	12.39
751-759	Real estate operators (exc'l developers) - Services immobiliers (sauf lotisseurs)	7.01	7.48	7.82	9.56	9.11	9.17	9.66	9.98	7.50	9.06	6.73	8.73	10.26
771-779 Comm., business & pers. services - Services 851-999 socio-culturels, comm. et pers.		8.80	8.84	9.32	9.88	10.51	10.88	11.05	10.98	10.89	11.60	11.42	12.27	12.56
771-779	Business services - Services aux entreprises	8.23	7.90	8.26	9.53	11.75	11.25	10.77	10.14	10.44	11.58	10.68	10.83	11.84
851-853	Educational services - Services d'enseignement	10.66	11.01	11.29	11.67	12.29	12.84	13.95	13.71	14.11	13.82	13.96	14.93	14.56
851	Elementary & secondary education - Enseignement élémentaire et secondaire	11.24	11.52	11.86	12.02	12.65	13.28	15.04	14.36	14.99	14.16	14.54	15.08	..
861-869	Health & social services - Services de soins de santé et services sociaux	11.01	10.91	11.45	11.84	12.59	13.05	13.31	13.68	13.70	14.61	14.62	15.07	14.90
861	Hospitals - Hôpitaux	11.68	11.89	12.44	12.79	13.40	13.67	14.13	14.45	14.94	16.29	16.56	16.60	15.67
911-922	Accommodation, food & beverage services - Hébergement et restauration	5.31	5.32	5.66	5.97	6.16	6.31	6.39	6.28	6.56	6.91	6.98	7.69	7.66
911-914	Accommodation services - Services d'hébergement	5.40	5.41	5.78	6.18	6.56	6.65	6.95	6.92	7.00	7.45	7.51	8.14	8.79
921-922	Food & beverage services - Services de la restauration	5.29	5.30	5.63	5.91	6.06	6.19	6.21	6.09	6.39	6.72	6.77	7.52	7.16
921	Food services - Services de restauration	5.32	5.33	5.67	5.94	6.07	6.20	6.21	6.10	6.41	6.74	6.82	7.56	7.19
961-999	Miscellaneous services - Services divers	6.94	7.32	7.91	8.14	8.13	8.67	8.85	8.48	8.35	8.40	8.10	9.13	8.87
451-484 Service producing industries - Branches 501-999 productrices de services		8.49	8.59	8.97	9.53	10.17	10.58	10.69	10.55	10.67	11.28	11.31	11.58	12.16
041-999 Industrial aggregate - Ensemble des industries		9.74	9.95	10.58	10.87	11.47	11.88	12.05	11.86	12.05	12.43	12.67	13.05	13.41

Table 5
Estimates of Average Hourly Earnings, for Employees paid by the Hour, by
Industry, Canada, Provinces and Territories.

Tableau 5
Estimations de la rémunération horaire moyenne, pour les salariés rémunérés à
l'heure, par industrie, Canada, provinces et territoires

SIC	Industry	DOLLARS												
		1987	1988	1989	1990	1991	1992	1993	1994	1995	1996	1997	1998	1999
1980														
CTI	Industrie													
QUÉBEC														
041-051	Logging and forestry - Exploitation forestière et serv. forestiers	\$13.17	\$13.25	\$13.98	\$14.67	\$15.49	\$15.38	\$15.18	\$15.63	\$13.87	\$15.99	\$16.70	\$16.24	\$16.09
061-092	Mining (incl. milling), quarrying and oil wells Mines (y compris broyage), carrières et puits de pétrole	16.80	17.60	17.65	18.44	19.95	20.43	20.94	20.88	21.67	22.09	20.50	22.93	22.53
061-063	Mining - Mines	17.72	18.27	18.22	20.02	20.76	21.56	21.93	22.52	22.89	23.28	21.09	24.03	23.31
061	Metal mines - Mines de métaux	18.30	18.81	18.79	20.80	22.13	23.01	23.56	23.89	24.42	25.06	21.82	24.45	23.48
062	Non-metal mines (except coal) - Mines de minerais non métalliques (sauf le charbon)	16.08	16.54	16.55	17.62	17.25	18.24	18.53	19.36
091-092	Services incidental to mineral extraction - Industrie des services miniers	14.49	16.77	18.73	17.51	19.95	21.06	19.46	20.83	22.48	20.83	21.48	21.05	24.06
092	Services incidental to mining - Services relatifs à l'extraction minière	14.59	16.85	18.80	17.56	20.08	21.83	19.72	20.85
101-399	Manufacturing - Industries manufacturières	11.43	11.83	12.57	13.24	13.59	14.12	14.35	14.51	14.57	15.09	15.11	15.66	15.66
	Non-durable goods - Biens non durables	11.44	11.86	12.51	13.00	13.64	14.05	13.93	14.17	14.17	14.75	14.65	15.27	15.24
	Durable goods - Biens durables	11.42	11.81	12.64	13.51	13.54	14.20	14.80	14.85	14.95	15.40	15.58	16.02	16.03
101-109	Food - Aliments	11.10	11.46	11.94	12.35	12.56	12.49	12.97	12.80	13.15	13.58	13.79	15.09	15.85
243-249	Clothing - Habillement	7.57	7.55	8.15	8.60	9.00	9.20	9.08	9.17	9.17	10.26	10.44	10.33	9.72
243	Men's & boys' clothing - Vêtements pour hommes et garçons	6.90	7.27	7.58	8.82	9.16	8.85	8.74	8.99	9.20	10.17	10.50	10.01	9.22
244	Women's clothing - Vêtements pour dames	8.62	8.17	9.38	9.45	9.67	10.15	10.72	9.73	9.48	10.55	10.66	10.42	9.88
245-249	Clothing n.e.c. - Habillement n.c.a.	7.29	7.31	7.84	8.07	8.50	8.95	8.10	8.94	8.88	10.06	10.18	10.53	10.08
251-259	Wood - Bois	9.98	10.20	11.07	11.81	12.14	12.52	12.75	12.39	13.19	13.71	13.69	14.22	14.39
251	Sawmill, planing mill & shingle mill products - Scieries, ateliers de rabotage et usines de bardeaux	12.44	12.22	13.76	14.11	13.31	12.76	12.98	13.27	14.27	14.62	14.72	15.17	15.56
254	Sash, doors & other millwork - Portes, châssis et autres bois travaillés	8.58	8.77	9.71	10.26	11.67	11.87	12.89	11.51	11.66	12.37	12.40	12.80	12.63
261-269	Furniture & fixtures - Meubles et articles d'ameublement	8.72	8.67	9.02	9.53	9.73	10.34	10.96	11.21	10.91	11.44	11.60	12.23	12.34
261	Household furniture - Meubles de maison	8.31	8.23	8.48	8.98	9.11	9.80	10.63	10.80	10.56	11.26	11.36	11.68	11.32
271-279	Paper & allied products - Papier et produits connexes	15.71	16.29	17.00	17.51	18.68	19.35	19.99	20.46	21.22	21.90	22.26	23.43	23.23
271	Pulp & paper - Pâtes et papiers	16.65	17.31	18.12	18.70	20.17	21.39	22.22	22.41	22.97	23.73	24.58	24.55	24.01
281-284	Printing, publishing & allied ind. - Imprimerie, édition et industries connexes	11.28	12.39	12.85	13.99	15.29	15.66	15.29	14.66	13.91	14.46	14.11	15.35	14.49
281	Commercial printing - Impression commerciale	10.46	11.62	11.98	13.30	14.73	15.05	15.04	14.57	14.22	14.68	14.08	14.87	13.86
291-299	Primary metals - Première transformation des métaux	14.91	15.33	16.61	17.59	18.14	19.19	19.90	19.87	20.14	20.98	21.49	21.59	22.88
295	Non-ferrous metal smelting & refining - Fonte et affinage des métaux non-ferreux	16.12	16.88	18.48	19.73	19.35	21.41	21.79	22.24	21.95	22.51	22.56	23.63	24.90
301-309	Fabricated metal products - Fabrication des produits métalliques	11.16	11.78	12.52	13.45	13.20	14.29	13.98	14.31	14.29	14.57	14.65	15.15	15.37
308	Machine shops - Ateliers d'usinage	10.68	11.42	13.34	14.69	12.69	13.73	13.06	12.89	13.73	13.78	13.51	14.04	14.78
321-329	Transportation equipment - Matériel de transport	13.18	13.62	14.36	15.20	15.71	16.11	17.02	17.31	17.58	17.77	18.20	19.22	19.10
321	Aircraft & aircraft parts - Aéronefs et pièces d'aéronefs	14.00	14.75	15.50	16.06	17.44	17.78	18.74	19.14	20.23	19.72	20.33	20.96	20.57
323	Motor vehicles - Véhicules automobiles	15.39	16.07	16.78	17.37	17.52	18.87	21.31	22.64	21.69	21.51	22.09	21.59	21.12
331-339	Electrical & electronic products - Produits électriques et électroniques	11.56	12.00	12.82	13.84	14.06	15.40	15.82	15.17	15.14	15.33	15.82	15.83	14.71
335	Communication & other electronic equip. - Equip. de comm. et autre matériel électronique	12.89	13.18	13.92	14.97	15.09	16.23	17.79	16.90	15.15	15.92	16.62	16.38	15.30
391-399	Other manufacturing industries - Autres industries manufacturières	9.02	9.51	10.47	11.16	10.59	10.60	11.12	11.52	11.51	12.44	12.64	12.36	11.64

Table 5
Estimates of Average Hourly Earnings, for Employees paid by the Hour, by
Industry, Canada, Provinces and Territories.

Tableau 5
Estimations de la rémunération horaire moyenne, pour les salariés rémunérés à
l'heure, par industrie, Canada, provinces et territoires

SIC 1980 CTI	Industry Industrie	DOLLARS												
		1987	1988	1989	1990	1991	1992	1993	1994	1995	1996	1997	1998	1999
QUÉBEC														
	401-449 Construction - Construction	\$16.16	\$16.27	\$17.37	\$18.57	\$19.45	\$20.06	\$19.89	\$19.17	\$19.97	\$19.62	\$19.09	\$17.72	\$17.08
	401-402 Bldg, developing & general contracting - Constructeurs, promoteurs et entrep. généraux	16.33	16.21	17.57	18.61	20.23	20.24	20.59	18.01	17.89	18.44	18.48	16.79	17.73
	401 Residential building & development - Promotion et construction de bâtiments résidentiels	15.11	15.00	16.26	17.24	18.59	19.02	19.02	16.26	17.13	17.42	17.39	15.87	16.07
	402 Non-residential building & development - Promotion & constr. de bâtiments non résidentiels	18.00	17.86	19.37	20.45	22.40	22.64	23.30	20.82	19.12	20.52	20.98	18.76	20.83
	411-412 Industrial & heavy (engineering) construction - Constr. lourde et industrielle (génie)	16.16	16.79	18.54	18.66	20.44	19.58	20.16	20.76	21.65	21.72	22.45	22.29	20.68
	412 Highway & heavy constr. - Constr. de routes et constr. lourde	16.42	17.13	18.99	19.15	19.07	19.26	19.92	20.53	20.23	20.70	22.27	21.59	20.15
	421-429 Trade contracting - Entrepreneurs spécialisés	16.28	16.38	17.32	18.74	19.13	20.28	19.66	19.27	20.36	19.66	18.73	17.14	16.23
	041-449 Goods producing industries - Branches 491-499 productrices de biens	12.66	13.05	13.91	14.68	15.06	15.44	15.65	15.74	15.83	16.12	16.02	16.37	16.25
	451-499 Transportation, storage, comm. & other utilities - Transp., entreposage, comm. et autres services publics	14.59	14.85	15.62	16.08	16.75	17.73	18.13	18.14	18.34	19.44	19.47	19.11	19.16
	451-479 Transportation & storage - Transport et entreposage	13.64	13.82	14.56	14.90	15.35	16.65	16.81	17.02	17.17	18.26	18.60	17.69	17.47
	451-459 Transportation - Transport	13.63	13.82	14.56	14.92	15.38	16.71	16.91	17.06	17.19	18.28	18.60	17.73	17.56
	456 Truck transport - Camionnage	14.08	14.13	14.81	14.27	13.89	15.36	15.12	14.51	14.58	16.75	18.07	16.32	14.35
	457 Public passenger transit systems - Transport en commun	13.02	12.38	13.41	14.18	16.03	17.94	17.65	17.87	18.34	18.63	19.34	20.28	20.55
	481-499 Communication & other utilities - Communications et autres services publics	16.49	17.16	17.75	18.40	19.76	20.22	21.19	20.51	20.84	21.44	21.33	21.78	22.56
	481-484 Communication - Communications	14.79	15.98	17.56	17.28	17.59	17.76	18.11	17.21	17.83	19.94	19.50	18.84	19.49
	482 Telecommunication carriers - Transmission des télécommunications	16.52	17.29	18.19	18.89	19.69	20.01	20.77	19.85	20.17	23.77	23.30	21.36	21.11
	484 Postal & courier service - Services postaux et services de messagers	10.80	11.76	15.81	14.63	13.28	13.39	14.38	13.86	14.09	15.07	16.32	14.40	14.85
	491-499 Other Utilities - Autres services publics	17.32	17.72	17.83	19.02	20.92	21.49	22.84	22.63	22.73	23.03	23.37	26.16	27.56
	491 Electric power systems - Énergie électrique	19.16	19.92	20.06	20.82	22.85	23.66	24.86	24.71	25.13	25.46	25.94	29.08	30.74
	501-692 Trade - Commerce	8.18	8.55	8.77	9.43	9.78	10.16	10.24	10.44	10.51	10.68	11.02	11.05	10.81
	501-599 Wholesale Trade - Commerce de gros	9.72	10.04	10.21	11.45	11.35	12.42	12.06	12.06	11.91	12.03	13.42	13.09	12.08
	521-524 Food, beverage, drug & tobacco - Produits alimentaires, boissons, médicaments et tabac	10.49	10.45	10.57	11.21	11.90	14.08	12.83	13.24	11.78	12.23	13.94	12.86	11.60
	521 Food - Produits alimentaires	10.82	10.79	10.94	11.35	11.78	14.35	12.73	13.46	11.98	12.44	13.78	12.74	11.55
	561-563 Metals, hardware, plumbing, heating & building materials - Métaux, quincaillerie, matér. de plomberie, de chauffage et de construction	9.82	10.71	10.08	10.99	10.91	11.77	11.16	11.28	11.51	11.80	12.52	12.69	11.84
	563 Lumber & building materials - Bois et matériaux de construction	9.36	10.18	9.31	10.23	10.62	11.88	10.88	10.88	11.09	11.06	11.81	11.95	11.23
	571-579 Machinery, equipment & supplies - Machines, matériel et fournitures	11.30	10.97	11.37	13.18	12.26	13.73	13.07	12.45	13.11	12.74	14.32	14.07	12.68
	573 Industrial machinery, equipment & supplies - Machines, matériel et fournitures industriels	13.59	13.23	13.58	16.27	14.31	15.08	14.06	13.20	13.54	13.23	15.35	15.08	13.99
	574 Electrical & electronic mach. equip. & supplies - Machines, matér., fourn. électric. & électro.	11.93	11.81	12.60	13.08	13.37	12.82	14.08	12.08	13.08	12.39	14.25	13.61	11.06
	591-599 Other wholesale products - Autres produits divers, commerce de gros	8.54	8.54	8.98	9.77	10.27	11.36	11.31	11.35	10.98	11.16	12.03	11.65	11.00
	601-692 Retail trade - Commerce de détail	7.81	8.16	8.37	8.82	9.29	9.56	9.65	9.83	9.96	10.12	10.17	10.26	10.27

Table 5
Estimates of Average Hourly Earnings, for Employees paid by the Hour, by
Industry, Canada, Provinces and Territories.

Tableau 5
Estimations de la rémunération horaire moyenne, pour les salariés rémunérés à
l'heure, par industrie, Canada, provinces et territoires

SIC 1980 CTI	Industry Industrie	DOLLARS												
		1987	1988	1989	1990	1991	1992	1993	1994	1995	1996	1997	1998	1999
QUÉBEC														
601-603	Food, beverage and drug - Aliments, boissons et médicaments	\$8.29	\$8.35	\$8.25	\$8.71	\$8.81	\$9.25	\$9.30	\$9.72	\$9.80	\$9.44	\$9.13	\$9.89	\$10.10
601	Food stores - Magasins d'alimentation	8.04	8.08	7.80	8.31	8.21	8.42	8.55	9.19	9.23	9.03	8.77	9.46	9.75
603	Prescription drugs & patent medicine stores - Mag. de médicaments sur ordonnance & brevetés	7.42	7.20	7.65	8.70	9.10	9.85	9.90	9.84	10.16	9.07	8.60	10.30	10.82
611-615	Shoe, apparel, fabric & yarn - Chaussures, vêtements, tissus et filés	6.32	6.91	6.87	7.20	7.82	7.83	8.02	8.19	8.18	8.35	8.80	8.95	9.58
611	Shoe stores - Magasins de chaussures	6.90	7.19	7.47	7.77	7.81	7.89	7.97	8.23	8.58	8.41	9.11	9.54	10.30
613	Women's clothing stores - Magasins de vêtements pour dames	6.22	6.67	7.01	7.41	7.77	8.01	8.05	8.20	7.98	8.32	8.80	8.81	9.52
614	Clothing stores n.e.c. - Magasins de vêtements n.c.a.	5.59	5.85	6.12	6.56	7.72	7.51	7.96	7.94	7.99	8.30	8.52	8.75	9.37
621-623	Household furniture, appliances & furnishings - Meubles, appareils et accessoires de maison	7.40	8.53	8.64	9.09	8.74	8.62	8.67	9.56	9.75	9.92	10.57	10.42	9.81
621	Household furniture stores - Magasins de meubles de maison	8.14	8.91	8.99	9.61	9.32	8.97	9.74	10.04	10.06	10.52	11.40	11.13	9.83
622	Appliance, TV, radio & stereo stores - Magasins ménagers, tv, radio & appar. stéréo	7.13	8.76	8.96	9.21	8.42	8.05	9.02	9.41	9.54	9.60	10.23	10.29	10.15
623	Household furnishings stores - Magasins d'accessoires d'ameublement	6.97	7.87	7.91	8.30	8.45	8.71	7.61	9.15	9.60	9.35	9.87	9.42	9.26
631-639	Auto vehicles, parts & access., sales & serv. Véhicules autos, pièces & access., vente & serv.	8.14	8.70	9.55	9.98	10.79	10.88	11.40	11.41	12.00	12.61	12.75	12.19	12.06
631	Automobile dealers - Concessionnaires d'automobiles	9.82	10.62	11.02	11.62	13.52	14.28	14.55	13.97	14.41	14.65	14.75	13.91	13.17
633	Gasoline service stations - Stations-service	6.55	6.76	7.20	7.68	8.26	8.48	8.45	8.16	8.80	9.13	9.85	9.79	9.89
635	Motor vehicle repair shops - Ateliers de réparation d'automobiles	8.09	8.81	10.44	10.82	12.37	11.38	11.71	11.27	11.49	12.17	12.06	12.06	12.38
641-641	General merchandise stores - Magasins de marchandises diverses	8.38	8.60	8.96	9.76	9.91	9.93	9.81	9.74	9.65	9.82	9.82	9.69	9.63
651-692	Other retail n.e.c. - Autres commerces de détail n.c.a.	6.63	7.16	6.75	7.21	8.40	8.73	8.45	8.60	8.40	9.22	9.48	9.33	9.35
701-761	Finance, insurance & real estate - Finances, assur. & affaires immobilières	8.83	9.69	10.28	10.00	11.43	11.90	12.57	12.72	13.08	13.05	17.78	14.44	13.29
701-749	Finance & insurance - Intermédiaires financiers et assurances	8.66	9.66	9.95	9.78	12.11	12.03	12.94	13.19	13.89	13.65	18.37	14.61	13.09
701-709	Deposit accepting intermediaries - Intermédiaires financiers de dépôts	9.14	9.10	10.16	10.14	11.35	11.51	11.51	13.10	12.48	12.17	15.71	13.20	12.54
701-702	Banks - Banques	9.15	9.11	10.17	10.21	11.06	10.96	11.50	11.50	11.60	12.20	11.26	10.62	9.73
705	Credit unions - Caisses d'épargne et de crédit	9.06	9.03	10.07	10.05	11.35	11.62	11.45	13.53	12.62	11.95	16.95	15.56	14.33
731-733	Insurance - Assurances	12.54	12.53	13.76	15.05	15.59	16.15	15.35	16.00	16.67	16.46	22.21	19.58	16.04
751-759	Real estate operators (excl developers) - Services immobiliers (sauf lotisseurs)	9.25	9.75	11.32	10.81	10.42	11.91	12.14	11.79	11.15	10.87	15.67	14.88	15.38
761-761	Insurance & real estate agent - Agences d'assur. et agences immobilières	8.90	9.69	9.65	9.73	9.69	10.76	11.41	12.23	12.41	13.04	17.45	12.74	11.00
771-779	Comm., business & pers. services - Services	9.56	10.11	10.55	11.33	12.37	13.00	13.25	13.54	13.45	13.91	13.79	13.42	13.33
851-999	socio-culturels, comm. et pers.													
771-779	Business services - Services aux entreprises	9.39	10.21	11.64	12.64	12.91	13.61	13.72	14.62	12.69	14.10	14.54	13.75	13.30
775	Arch., eng. & other scientific & tech. serv. - Arch., ingénieurs et autres serv. scient. et tech.	11.84	12.40	12.74	15.31	15.39	18.25	19.80	20.56	17.85	18.74	18.31	17.55	17.57
779	Other business services - Autres services aux entreprises	7.00	7.28	8.39	9.52	10.18	11.01	11.02	11.86	11.38	11.82	12.42	12.33	11.40
851-853	Educational services - Services d'enseignement	13.10	13.90	13.94	14.38	15.12	15.34	15.68	15.21	15.67	15.30	14.13	16.09	15.29
851	Elementary & secondary education - Enseignement élémentaire et secondaire	13.97	14.70	14.79	15.35	16.24	16.29	16.44	16.09	16.56	15.69	14.14	16.31	15.38

Table 5
Estimates of Average Hourly Earnings, for Employees paid by the Hour, by
Industry, Canada, Provinces and Territories.

Tableau 5
Estimations de la rémunération horaire moyenne, pour les salariés rémunérés à
l'heure, par industrie, Canada, provinces et territoires

SIC	Industry	DOLLARS												
		1987	1988	1989	1990	1991	1992	1993	1994	1995	1996	1997	1998	1999
1980														
CTI	Industrie													
QUÉBEC														
852	Post-second. non-university education - Enseignement postsecondaire non univers.	\$13.07	\$13.75	\$13.76	\$14.40	\$15.37	\$15.86	\$16.07	\$15.80	\$15.78	\$16.08	\$15.62	\$16.90	\$16.83
853	University education - Enseignement universitaire	11.67	12.60	12.57	12.75	13.14	13.49	14.15	13.45	14.06	13.90	13.24	15.07	14.14
861-869	Health & social services - Services de soins de santé et services sociaux	12.46	13.32	13.73	14.71	16.42	16.83	17.15	17.41	17.41	17.93	17.23	16.51	16.76
861	Hospitals - Hôpitaux	12.66	13.66	13.89	15.42	17.26	18.11	18.58	18.82	18.90	19.00	18.62	17.78	17.50
862	Other institutional health & social services - Autres établ. de soins de santé & serv. sociaux	11.68	12.36	12.77	13.46	15.29	15.88	16.10	15.69	16.11	16.75	15.77	15.67	17.55
911-922	Accommodation, food & beverage services - Hébergement et restauration	5.79	6.00	6.31	6.61	6.89	7.46	7.46	7.76	8.17	8.25	8.44	8.47	8.12
911-914	Accommodation services - Services d'hébergement	7.14	7.36	7.86	8.47	8.50	9.55	9.28	9.62	9.54	9.87	10.04	9.19	8.58
911	Hotels, motels & tourist courts - Hôtels, motels et camps pour touristes	7.02	7.33	7.80	8.40	8.95	9.14	9.49	9.70	9.70	10.03	10.13	9.28	8.57
921-922	Food & beverage services - Services de la restauration	5.40	5.60	5.92	6.18	6.46	6.78	6.97	7.28	7.82	7.88	8.09	8.28	7.95
921	Food services - Services de restauration	5.45	5.65	5.97	6.23	6.53	6.80	7.01	7.34	7.88	7.92	8.14	8.31	7.98
961-999	Miscellaneous services - Services divers	8.40	8.64	9.11	9.29	9.77	10.32	10.41	10.51	11.16	11.27	11.81	12.15	12.09
961-969	Amusement & recreational services - Services de divertissements et de loisirs	7.91	8.04	9.52	9.33	9.25	10.29	10.15	10.61	10.97	11.52	12.28	12.82	13.22
960	Other amusement & recreational services n.e.c - Autres serv. de divertis. et de loisirs n.c.a.	8.49	8.42	10.00	9.70	9.59	10.44	11.15	11.68	11.46	11.91	12.63	13.69	14.31
991-999	Other services - Autres services	10.00	10.04	9.41	9.19	10.27	10.91	11.15	11.21	11.79	11.43	11.60	12.01	11.73
990	Other services n.e.c. - Autres services n.c.a.	10.85	10.95	10.03	9.47	10.56	10.83	10.37	11.34	11.87	11.57	11.76	11.80	10.68
995	Services to buildings & dwellings - Serv. relatifs aux bâtiments et habitations	8.85	8.80	8.66	8.88	10.02	11.24	12.15	10.90	11.30	10.73	11.08	11.25	11.67
451-484	Service producing industries - Branches													
501-999	productrices de services	9.41	9.95	10.20	10.83	11.71	12.47	12.63	12.83	12.85	13.25	13.62	13.19	13.02
041-999	Industrial aggregate - Ensemble des industries	10.80	11.27	11.78	12.34	12.98	13.57	13.75	13.89	13.96	14.28	14.49	14.39	14.28
ONTARIO														
041-051	Logging and forestry - Exploitation forestière et serv. forestiers	14.95	15.85	16.77	17.30	18.43	18.63	19.05	19.08	18.95	20.16	20.44	21.50	21.01
041	Logging - Exploitation forestière	14.97	15.92	16.80	17.39	18.45	19.60	20.31	20.82	19.63	21.04	20.70	21.88	21.68
061-092	Mining (incl. milling), quarrying and oil wells Mines (y compris broyage), carrières et puits de pétrole	16.31	17.07	19.01	19.51	21.62	22.39	22.78	22.81	23.49	25.06	24.63	25.51	25.13
061-063	Mining - Mines	16.37	17.57	19.22	20.09	22.85	23.60	24.21	24.97	25.60	27.24	26.81	27.36	27.14
061	Metal mines - Mines de métaux	16.43	17.67	19.32	20.23	23.10	23.92	24.76	25.40	26.16	27.77	27.21	27.71	27.47
081-082	Quarries and sand pits - Carrières et sablières	11.31	12.08	12.29	13.24	14.65	15.46	15.11	15.24	16.48	17.70	18.43	20.33	19.40
091-092	Services incidental to mineral extraction - Industrie des services miniers	17.29	16.91	20.71	21.37	23.09	22.90	24.28	21.48	23.42	24.67	23.30	23.77	23.38
091	Services incid. to crude petroleum & nat. gas - Services relat. au pétrole brut et au gas nat.	21.40	20.09	22.60	22.27	27.42	24.45	26.67	24.71	25.47	20.18	17.76	17.35	17.74
092	Services incidental to mining - Services relatifs à l'extraction minière	16.42	16.01	20.11	21.03	21.38	22.20	22.83	20.71	22.93	25.16	23.72	24.66	24.08
101-399	Manufacturing - Industries manufacturières	12.68	13.28	13.95	14.67	15.50	16.15	16.49	16.73	17.08	17.62	17.56	18.27	18.57

Annual Estimates of Employment, Earnings and Hours, 1987-1999, Statistics Canada
 Estimations annuelles de l'Emploi, des gains et de la durée du travail, 1987-1999, Statistique Canada

Table 5
Estimates of Average Hourly Earnings, for Employees paid by the Hour, by
Industry, Canada, Provinces and Territories.

Tableau 5
Estimations de la rémunération horaire moyenne, pour les salariés rémunérés à
l'heure, par industrie, Canada, provinces et territoires

SIC	Industry	DOLLARS												
		1987	1988	1989	1990	1991	1992	1993	1994	1995	1996	1997	1998	1999
CTI	Industrie													
ONTARIO														
	Non-durable goods - Biens non durables	\$11.76	\$12.25	\$12.97	\$13.52	\$14.39	\$15.02	\$15.27	\$15.18	\$15.30	\$16.10	\$16.23	\$16.28	\$16.06
	Durable goods - Biens durables	13.19	13.82	14.46	15.31	16.14	16.77	17.16	17.56	17.98	18.39	18.18	19.30	19.86
101-109	Food - Aliments	11.53	12.05	12.75	13.23	13.56	13.96	14.53	14.50	14.24	15.44	15.17	15.31	15.23
101	Meat and poultry products - Viande & volaille	11.62	12.13	12.82	13.57	13.02	13.04	14.55	12.99	13.46	15.08	14.61	14.23	13.24
107	Bakery products - Produits de boulangerie-pâtisserie	11.29	11.88	12.55	13.05	13.18	13.49	13.82	14.05	13.96	14.73	14.23	14.81	14.90
161-169	Plastic products - Produits en matière plastique	10.77	11.49	11.79	12.16	12.82	13.12	12.84	13.35	12.99	14.65	14.38	14.19	13.85
243-249	Clothing - Habillement	7.73	8.16	8.82	9.03	9.02	9.30	9.33	9.78	10.05	11.35	11.29	10.99	10.66
251-259	Wood - Bois	10.36	10.85	11.19	11.97	12.52	13.00	13.52	13.53	13.86	14.66	14.14	15.37	15.94
261-269	Furniture & fixtures - Meubles et articles d'ameublement	10.00	10.57	11.15	12.06	12.20	12.57	12.73	12.90	13.04	14.06	13.63	14.64	15.58
271-279	Paper & allied products - Papier et produits connexes	14.92	15.62	16.23	16.74	18.14	18.54	18.60	18.87	19.45	19.47	19.89	21.19	21.57
271	Pulp & paper - Pâtes et papiers	16.85	17.48	18.32	18.89	20.49	21.42	21.46	21.41	21.96	21.79	22.55	23.34	23.24
273	Paper boxes & bags - Boîtes en carton et sacs en papier	13.24	13.86	14.54	14.90	15.60	15.11	16.27	16.55	17.37	18.01	..	19.39	19.62
281-284	Printing, publishing & allied ind. - Imprimerie, édition et industries connexes	12.86	13.00	13.73	14.00	14.65	16.44	16.46	15.18	15.86	15.93	15.91	15.98	15.41
281	Commercial printing - Impression commerciale	13.38	13.57	13.98	14.28	14.83	17.30	16.50	15.70	16.81	16.69	16.86	16.39	15.50
282	Platemaking, typesetting & bindery - Clichage, composition et reliure	10.96	12.06	12.96	13.68	15.11	16.15	18.40	14.86	14.47	14.97	15.56	15.03	14.68
284	Combined publishing & printing - Impression et édition combinées	13.92	12.73	13.33	14.22	15.36	16.09	15.71	15.73	15.36	14.96	14.00	14.65	14.02
291-299	Primary metals - Première transformation des métaux	15.63	16.34	17.25	17.91	18.70	19.73	20.44	20.33	20.50	21.14	20.91	21.36	22.35
291	Primary steel - Sidérurgie	17.13	17.45	18.06	18.77	19.75	20.59	21.35	21.58	21.64	21.86	21.49	22.12	23.35
301-309	Fabricated metal products - Fabrication des produits métalliques	12.48	12.98	13.73	14.35	14.98	15.21	14.96	15.16	16.32	16.79	16.76	17.85	19.18
304	Stamped, pressed & coated metal products Embout., matricage et revêtement des métaux	11.22	11.83	12.41	13.48	14.09	14.86	13.94	14.68	15.25	16.32	15.79	16.56	17.30
311-319	Machinery (ex. elect. mach.) - Machinerie (sauf électrique)	12.69	13.11	13.77	15.06	15.89	16.90	16.17	16.94	17.49	18.55	18.49	19.60	20.70
319	Other machinery & equipment - Autres machineries et équipements	12.63	13.09	13.75	15.13	16.12	17.22	16.52	17.29	17.65	18.83	18.74	19.85	21.10
321-329	Transportation equipment - Matériel de transport	14.51	15.36	16.00	16.87	18.02	18.69	19.35	20.39	20.78	20.74	20.97	22.32	21.81
323	Motor vehicles - Véhicules automobiles	17.02	18.28	18.81	19.64	20.51	21.58	22.93	24.53	25.54	25.62	26.41	26.35	26.06
325	Motor vehicle parts & accessories - Pièces et accessoires pour véhicules automobiles	13.51	14.20	14.80	15.39	16.22	16.72	17.30	18.12	18.21	18.21	18.41	20.27	19.92
331-339	Electrical & electronic products - Produits électriques et électroniques	11.96	12.27	12.79	14.02	14.45	15.33	15.60	15.82	15.73	16.04	16.46	17.54	17.53
330	Electrical & electronic products n.e.c. - Produits électriques et électroniques n.c.a.	11.53	12.08	12.69	13.26	13.47	13.62	14.23	14.90	15.62	14.24	13.73	14.85	15.08
335	Communication & other electronic equip. - Equip. de comm. et autre matériel électronique	12.39	12.37	12.51	14.73	15.17	16.15	16.94	16.34	15.56	17.44	18.04	18.40	17.79
337	Electrical industrial equipment - Matériel électrique d'usage industriel	11.55	11.67	12.24	13.31	13.99	15.32	14.63	14.77	14.90	15.48	15.99	17.02	16.95
371-379	Chemical & chemical products - Produits chimiques	13.56	14.14	14.53	15.29	16.58	17.23	17.68	17.65	17.20	17.76	18.25	18.78	18.30
374	Pharmaceuticals & medicine - Produits pharmaceutiques et médicaments	11.73	12.23	12.63	13.25	14.68	15.46	16.15	16.53	17.31	18.53	19.59	20.07	18.54
379	Other chemical products - Autres produits chimiques	15.06	16.23	16.40	17.09	17.34	17.27	16.35	15.09	14.56	16.06	17.06	18.20	17.57
391-399	Other manufacturing industries - Autres industries manufacturières	11.60	12.18	13.04	13.53	13.65	13.09	13.86	13.67	13.65	15.08	15.09	16.13	16.69
401-449	Construction - Construction	14.90	15.44	16.42	17.38	18.42	18.47	18.30	18.64	19.33	18.92	18.44	19.42	19.94

Table 5
Estimates of Average Hourly Earnings, for Employees paid by the Hour, by
Industry, Canada, Provinces and Territories.

Tableau 5
Estimations de la rémunération horaire moyenne, pour les salariés rémunérés à
l'heure, par industrie, Canada, provinces et territoires

SIC	Industry	DOLLARS												
		1987	1988	1989	1990	1991	1992	1993	1994	1995	1996	1997	1998	1999
1980														
CTI	Industrie													
ONTARIO														
401-402	Bldg, developing & general contracting - Constructeurs, promoteurs et entrep. généraux	\$13.60	\$13.82	\$14.87	\$15.85	\$16.24	\$16.58	\$15.86	\$16.47	\$17.07	\$17.57	\$17.20	\$17.82	\$18.36
401	Residential building & development - Promotion et construction de bâtiments résidentiels	12.53	12.74	13.70	14.56	14.18	14.00	14.06	15.13	15.73	16.10	16.03	16.73	17.08
402	Non-residential building & development - Promotion & constr. de bâtiments non résidentiels	16.68	16.95	18.23	19.46	20.62	21.30	20.22	19.60	20.32	20.88	20.15	20.69	21.59
411-412	Industrial & heavy (engineering) construction - Constr. lourde et industrielle (génie)	17.28	17.57	18.27	19.35	19.50	20.05	19.17	19.27	20.09	20.53	20.44	22.07	21.82
412	Highway & heavy constr. - Constr. de routes et constr. lourde	17.22	17.51	18.22	19.30	19.52	20.09	18.57	18.51	19.89	20.35	20.24	21.29	20.93
421-429	Trade contracting - Entrepreneurs spécialisés	15.03	15.84	16.91	17.66	19.02	18.72	18.85	19.24	20.01	19.09	18.42	19.41	19.96
041-449	Goods producing industries - Branches													
491-499	productrices de biens	13.28	13.89	14.65	15.49	16.41	16.91	17.14	17.37	17.77	18.17	18.04	18.76	19.09
451-499	Transportation, storage, comm. & other													
	utilities - Transp., entreposage, comm.													
	et autres services publics	13.69	14.23	14.83	15.76	16.70	17.60	17.97	18.13	18.21	18.41	19.06	20.13	20.87
451-479	Transportation & storage - Transport et entreposage	13.26	13.75	14.25	14.93	15.82	16.55	16.95	16.99	16.87	17.24	17.73	18.05	17.82
451-459	Transportation - Transport	13.25	13.75	14.27	14.97	15.88	16.60	17.08	17.11	16.93	17.28	17.74	18.16	17.93
456	Truck transport - Camionnage	13.58	14.47	14.76	15.18	15.28	15.70	15.90	15.83	15.59	16.80	17.62	17.91	15.90
457	Public passenger transit systems - Transport en commun	12.92	13.23	13.82	14.79	16.42	17.95	18.41	18.06	18.47	17.63	16.91	18.55	19.13
458-459	Transportation n.e.c. - Transport n.c.a.	12.01	11.48	12.39	13.65	14.72	14.99	15.90	16.66	16.58	16.86	17.72	17.34	16.68
481-499	Communication & other utilities - Communications et autres services publics	14.54	15.18	15.84	17.19	18.19	19.41	19.62	19.97	20.22	20.12	21.13	23.03	24.86
481-484	Communication - Communications	10.11	10.95	12.01	13.13	13.08	14.08	14.70	14.93	16.11	16.50	18.11	22.00	24.10
484	Postal & courier service - Services postaux et services de messagers	9.68	10.93	13.01	13.38	12.36	13.60	13.79	14.26	14.67	14.67	15.37	14.90	15.81
491-499	Other Utilities - Autres services publics	16.11	16.68	17.58	18.79	20.31	21.43	21.70	22.13	22.65	22.74	23.75	24.74	26.40
491	Electric power systems - Énergie électrique	17.41	18.09	18.86	20.45	22.01	23.16	23.57	24.43	24.68	24.77	25.92	27.78	29.49
499	Other utilities n.e.c. - Autres services publics n.c.a.	13.32	13.62	14.95	15.33	16.77	17.44	17.82	17.61	18.39	18.62	19.28	18.30	19.09
501-692	Trade - Commerce	8.72	9.07	9.56	10.00	10.36	10.77	10.90	11.33	11.43	12.29	12.18	12.23	12.52
501-599	Wholesale Trade - Commerce de gros	10.71	11.00	11.51	12.00	12.37	12.47	12.61	13.32	13.14	13.86	14.47	14.03	14.45
521-524	Food, beverage, drug & tobacco - Produits alimentaires, boissons, médicaments et tabac	12.68	12.20	12.09	13.01	13.21	12.63	12.89	13.93	13.06	13.61	14.23	12.86	11.98
551-552	Motor vehicles, parts & accessories - Véhicules auto., pièces et accessoires	13.57	14.54	14.28	14.91	13.84	13.35	14.19	13.49	14.24	14.81	15.56	15.72	17.76
561-563	Metals, hardware, plumbing, heating & building materials - Métaux, quincaillerie, matér. de plomberie, de chauffage et de construction	10.61	10.12	11.06	12.06	13.07	12.87	12.53	13.29	13.08	13.78	13.68	13.38	13.65
591-599	Other wholesale products - Autres produits divers, commerce de gros	8.86	9.01	9.50	9.84	10.07	10.48	12.06	11.84	12.38	13.02	14.04	13.61	14.44
601-692	Retail trade - Commerce de détail	8.08	8.47	8.85	9.36	9.76	10.15	10.32	10.65	10.81	11.54	11.27	11.43	11.62
601-603	Food, beverage and drug - Aliments, boissons et médicaments	8.82	9.38	9.62	9.82	10.08	11.03	11.22	11.30	11.45	11.77	11.38	12.15	12.59
601	Food stores - Magasins d'alimentation	8.75	9.29	9.39	9.62	9.75	10.71	10.98	11.01	11.08	11.15	10.85	11.76	12.42
603	Prescription drugs & patent medicine stores - Mag. de médicaments sur ordonnance & brevetés	8.10	8.89	9.75	9.83	10.40	11.28	11.26	11.43	11.91	11.81	11.30	12.40	12.66
611-615	Shoe, apparel, fabric & yarn - Chaussures, vêtements, tissus et filés	7.00	7.41	7.79	8.00	8.50	8.61	8.77	9.39	9.37	9.77	9.53	8.97	11.09

Table 5
Estimates of Average Hourly Earnings, for Employees paid by the Hour, by
Industry, Canada, Provinces and Territories.

Tableau 5
Estimations de la rémunération horaire moyenne, pour les salariés rémunérés à
l'heure, par industrie, Canada, provinces et territoires

SIC 1980 CTI	Industry Industrie	DOLLARS												
		1987	1988	1989	1990	1991	1992	1993	1994	1995	1996	1997	1998	1999
ONTARIO														
613	Women's clothing stores - Magasins de vêtements pour dames	\$6.90	\$7.28	\$7.60	\$7.94	\$8.41	\$8.45	\$8.44	\$8.61	\$8.63	\$9.34	\$9.15	\$8.82	\$11.56
614	Clothing stores n.e.c. - Magasins de vêtements n.c.a.	7.03	7.44	8.04	8.32	8.07	8.44	8.77	9.57	9.92	9.81	9.74	8.76	10.10
631-639	Auto vehicles, parts & access., sales & serv. Véhicules autos, pièces & access., vente & serv.	8.94	9.22	9.71	10.51	10.84	10.72	10.97	11.35	11.31	13.40	12.93	13.11	13.45
631	Automobile dealers - Concessionnaires d'automobiles	10.23	11.10	11.35	12.70	12.98	13.51	13.08	13.76	13.03	15.99	15.02	15.99	17.03
633	Gasoline service stations - Stations-service	7.17	7.29	7.92	8.15	8.28	7.99	7.39	8.12	8.33	9.70	9.43	9.60	9.62
634	Automotive parts & accessories stores - Mag. de pièces et accessoires pour automobiles	8.39	8.72	9.22	10.35	10.34	8.73	9.61	10.20	10.26	11.19	11.13	11.01	11.35
635	Motor vehicle repair shops - Ateliers de réparation d'automobiles	10.50	10.80	11.16	11.78	12.19	12.49	13.37	12.59	12.77	13.60	12.74	13.22	13.96
641-641	General merchandise stores - Magasins de marchandises diverses	7.74	7.99	8.18	8.88	9.61	9.80	9.75	9.86	10.04	10.14	10.32	9.99	9.89
651-692	Other retail n.e.c. - Autres commerces de détail n.c.a.	6.42	6.73	7.33	7.74	8.37	8.44	8.65	9.44	10.01	10.47	10.11	9.64	9.17
701-761	Finance, insurance & real estate - Finances, assur. & affaires immobilières	9.36	9.58	10.59	11.50	11.37	11.22	11.43	12.41	13.37	13.67	12.06	13.18	14.51
701-749	Finance & insurance - Intermédiaires financiers et assurances	8.96	9.26	10.36	10.73	11.12	11.68	12.46	12.73	13.41	14.17	12.89	13.55	14.88
701-709	Deposit accepting intermediaries - Intermédiaires financiers de dépôts	9.05	9.24	10.21	10.59	11.07	11.73	11.84	12.26	12.35	12.59	12.27	13.07	14.53
701-702	Banks - Banques	9.58	9.78	10.81	11.21	11.53	11.92	12.12	12.19	12.24	12.68	12.73	12.40	13.57
703	Trust Companies - Sociétés de fiducie	8.53	8.71	9.62	9.94	10.39	10.84	10.71	11.07	11.14	11.54	11.58	10.70	11.45
751-759	Real estate operators (exc'l developers) - Services immobiliers (sauf lotisseurs)	10.00	10.47	11.22	11.53	10.15	10.61	10.00	11.65	12.76	12.24	10.02	12.00	13.91
761-761	Insurance & real estate agent - Agences d'assur. et agences immobilières	7.97	7.09	8.67	13.02	13.90	10.16	11.04	12.55	14.41	13.24	10.63	12.69	13.33
771-779	Comm., business & pers. services - Services	9.31	9.70	10.68	11.22	12.09	12.61	13.00	13.08	13.15	13.46	13.29	13.79	14.28
851-999	socio-culturels, comm. et pers.													
771-779	Business services - Services aux entreprises	8.23	8.99	10.91	11.17	12.17	11.67	12.48	12.16	12.38	13.43	13.21	14.76	15.67
771	Employment agencies & personnel suppliers - Bureaux de placement et location de pers.	8.49	8.65	11.29	10.93	12.13	11.77	11.23	11.05	11.17	10.68	10.69	12.40	12.61
779	Other business services - Autres services aux entreprises	6.97	7.90	8.98	9.26	10.28	10.13	10.59	10.58	10.33	11.35	11.58	14.37	14.99
851-853	Educational services - Services d'enseignement	10.71	11.35	11.96	12.77	13.55	14.16	14.36	14.27	14.29	15.49	14.87	16.33	15.05
851	Elementary & secondary education - Enseignement élémentaire et secondaire	10.89	11.51	12.07	12.77	13.73	14.53	14.90	14.76	15.02	16.60	15.47	17.37	15.79
852	Post-second. non-university education - Enseignement postsecondaire non univers.	10.28	11.19	12.04	12.55	13.38	14.08	14.20	14.32	14.14	14.43	14.69	15.55	15.50
853	University education - Enseignement universitaire	10.68	11.19	11.77	12.85	13.35	13.61	13.59	13.48	13.23	13.22	12.99	13.89	13.18
861-869	Health & social services - Services de soins de santé et services sociaux	12.65	13.21	14.09	14.93	15.81	16.56	17.15	17.26	17.23	17.46	17.34	17.82	18.58
861	Hospitals - Hôpitaux	14.58	14.95	16.13	16.75	17.65	18.63	19.46	19.61	19.81	19.90	20.06	20.62	22.00
862	Other institutional health & social services - Autres établ. de soins de santé & serv. sociaux	9.64	10.17	10.98	11.68	12.60	13.24	13.98	13.99	14.21	14.55	14.43	15.76	17.44
865	Private practice of physicians, surgeons & dentist - Cabinets privés de médecins chirurgiens, dentistes	9.30	10.74	11.28	12.36	13.46	14.28	14.25	12.99	13.19	14.10	14.50	14.52	14.03
869	Health & social service assn's & agencies - Assoc. & org. de santé et de services sociaux	9.36	9.97	10.30	11.51	12.62	13.06	13.39	14.14	15.43	16.35	16.37	17.34	17.92
911-922	Accommodation, food & beverage services - Hébergement et restauration	6.05	6.30	6.70	7.05	7.34	7.60	7.91	8.28	8.19	8.52	8.36	8.26	8.13

Table 5
Estimates of Average Hourly Earnings, for Employees paid by the Hour, by
Industry, Canada, Provinces and Territories.

Tableau 5
Estimations de la rémunération horaire moyenne, pour les salariés rémunérés à
l'heure, par industrie, Canada, provinces et territoires

SIC 1980 CTI	Industry Industrie	DOLLARS												
		1987	1988	1989	1990	1991	1992	1993	1994	1995	1996	1997	1998	1999
ONTARIO														
911-914	Accommodation services - Services d'hébergement	\$6.88	\$7.04	\$7.61	\$7.98	\$8.31	\$8.85	\$9.32	\$9.49	\$9.65	\$10.03	\$9.37	\$9.54	\$10.48
911	Hotels, motels & tourist courts - Hôtels, motels et camps pour touristes	6.81	7.03	7.57	7.93	8.26	8.92	9.36	9.52	9.71	10.09	9.42	9.58	10.49
921-922	Food & beverage services - Services de la restauration	5.80	6.07	6.42	6.76	7.04	7.22	7.53	7.94	7.80	8.09	8.06	7.94	7.58
921	Food services - Services de restauration	5.76	6.02	6.37	6.71	6.99	7.20	7.53	7.95	7.82	8.11	8.07	7.96	7.61
961-999	Miscellaneous services - Services divers	8.63	8.46	9.19	10.07	10.27	10.44	10.74	11.04	11.13	11.45	10.13	11.47	11.57
961-969	Amusement & recreational services - Services de divertissements et de loisirs	8.73	8.37	9.77	10.67	10.68	11.07	11.16	11.51	11.43	11.63	10.35	11.54	11.45
991-999	Other services - Autres services	9.39	9.02	9.13	9.96	10.75	10.47	10.46	10.88	11.13	11.26	10.07	11.40	11.28
990	Other services n.e.c. - Autres services n.c.a.	10.44	10.81	11.39	11.76	12.63	12.05	11.51	11.46	11.87	11.95	10.63	12.20	12.58
451-484	Service producing industries - Branches productrices de services	9.42	9.83	10.55	11.08	11.79	12.30	12.56	12.81	12.91	13.43	13.41	13.88	14.30
041-999	Industrial aggregate - Ensemble des industries	11.27	11.78	12.52	13.06	13.76	14.21	14.41	14.72	14.90	15.35	15.37	15.79	16.17
MANITOBA														
061-092	Mining (incl. milling), quarrying and oil wells - Mines (y compris broyage), carrières et puits de pétrole	15.52	17.22	19.57	19.62	20.85	21.44	21.93	21.67	23.67	24.39	22.79	21.42	21.37
101-399	Manufacturing - Industries manufacturières	10.35	10.73	11.26	11.73	12.45	12.69	12.97	13.28	13.35	13.69	14.53	14.53	14.64
	Non-durable goods - Biens non durables	9.75	10.12	10.49	10.96	11.74	12.00	12.27	12.56	12.65	13.07	13.52	13.57	13.26
	Durable goods - Biens durables	10.98	11.36	11.97	12.43	13.13	13.33	13.61	13.89	13.92	14.09	15.17	15.18	15.56
101-109	Food - Aliments	11.04	11.55	12.07	12.34	12.20	12.44	12.70	12.86	13.05	13.46	14.22	14.27	13.96
101	Meat and poultry products - Viande & volaille	10.94	11.60	12.00	12.18	12.22	12.35	12.53	12.88	12.96	13.74	15.14	14.45	14.46
243-249	Clothing - Habillement	5.90	6.26	6.36	6.64	7.21	7.10	7.31	7.46	7.52	8.34	8.73	9.73	10.04
251-259	Wood - Bois	8.20	8.90	9.61	10.02	11.07	10.73	10.78	10.82	10.45	10.91	11.89	12.76	12.73
254	Sash, doors & other millwork - Portes, châssis et autres bois travaillés	8.05	8.54	9.11	9.47	10.22	10.03	10.12	10.74	10.04	10.00	10.69	11.45	11.77
281-284	Printing, publishing & allied ind. - Imprimerie, édition et industries connexes	9.72	9.99	10.25	10.68	11.94	12.17	12.83	12.93	13.29	13.30	14.15	14.76	13.88
281	Commercial printing - Impression commerciale	11.26	11.43	11.99	12.76	13.20	12.78	14.01	13.62	13.94	13.48	14.42	15.35	13.87
321-329	Transportation equipment - Matériel de transport	11.24	11.66	12.16	12.71	13.58	14.29	15.06	14.88	14.67	14.57	15.78	16.45	17.58
321	Aircraft & aircraft parts - Aéronefs et pièces d'aéronefs	12.04	12.59	12.94	13.65	14.98	16.15	16.84	17.06	17.17	16.91	17.54	17.67	19.63
401-449	Construction - Construction	13.79	13.70	14.26	14.93	15.53	15.73	15.02	14.57	15.74	15.41	16.03	15.75	16.25
401-402	Bldg, developing & general contracting - Constructeurs, promoteurs et entrep. généraux	13.57	13.30	14.53	14.86	14.79	15.32	13.91	14.20	15.70	15.34	15.99	14.21	15.98
411-412	Industrial & heavy (engineering) construction - Constr. lourde et industrielle (génie)	13.06	12.92	12.72	14.56	14.01	13.17	13.81	13.91	14.50	15.98	16.77	17.54	15.06
421-429	Trade contracting - Entrepreneurs spécialisés	14.12	14.10	14.83	15.09	16.21	16.61	15.81	14.97	16.16	15.30	15.96	16.05	16.84
041-449	Goods producing industries - Branches productrices de biens	11.48	11.83	12.47	12.99	13.69	13.99	14.04	14.15	14.50	14.54	15.28	15.22	15.37
451-499	Transportation, storage, comm. & other utilities - Transp., entreposage, comm. et autres services publics	12.97	13.51	13.54	13.61	13.68	14.40	16.00	16.10	15.68	16.30	15.68	17.09	18.83

Table 5
Estimates of Average Hourly Earnings, for Employees paid by the Hour, by
Industry, Canada, Provinces and Territories.

Tableau 5
Estimations de la rémunération horaire moyenne, pour les salariés rémunérés à
l'heure, par industrie, Canada, provinces et territoires

SIC	Industry	DOLLARS												
		1987	1988	1989	1990	1991	1992	1993	1994	1995	1996	1997	1998	1999
CTI	Industrie													
MANITOBA														
451-479	Transportation & storage - Transport et entreposage	\$13.56	\$14.23	\$14.76	\$15.01	\$15.66	\$15.91	\$15.75	\$15.80	\$14.96	\$15.82	\$15.68	\$16.90	\$18.65
451-459	Transportation - Transport	13.59	14.26	14.79	15.04	15.71	16.03	15.78	15.78	15.02	15.82	15.76	16.88	18.51
453	Railway transport & related services - Transport et services ferroviaires	13.71	14.63	15.52	16.25	17.15	17.38	18.00	18.42	..	19.04	19.64	18.94	20.90
481-499	Communication & other utilities - Communications et autres services publics	11.82	12.04	11.12	11.13	10.72	12.05	16.55	16.78	17.42	17.40	15.66	17.60	19.47
481-484	Communication - Communications	10.88	10.98	9.76	9.62	9.59	10.97	17.85	17.83	18.70	18.55	13.13	16.05	18.27
482	Telecommunication carriers - Transmission des télécommunications	11.15	11.22	9.85	9.69	9.55	11.06	18.79	19.06	21.10	20.73
491-499	Other Utilities - Autres services publics	13.71	14.23	14.76	15.44	13.67	14.68	14.70	15.29	16.07	16.37	16.53	19.01	20.62
491	Electric power systems - Énergie électrique	14.08	14.55	14.91	16.00	12.93	13.68	13.60	14.43	15.50	15.58	16.04	19.47	21.23
501-692 Trade - Commerce		8.51	8.47	8.82	8.94	9.43	9.54	9.87	10.12	10.21	10.50	10.91	11.27	11.28
501-599	Wholesale Trade - Commerce de gros	9.05	9.35	9.52	9.96	10.45	10.67	11.05	11.97	11.48	11.43	12.41	13.34	14.10
601-692	Retail trade - Commerce de détail	8.31	8.19	8.58	8.56	9.07	9.19	9.50	9.49	9.73	10.22	10.31	10.39	10.11
601-603	Food, beverage and drug - Aliments, boissons et médicaments	9.97	9.83	10.00	9.82	10.81	11.08	11.69	10.85	10.95	11.00	10.89	10.84	10.37
601	Food stores - Magasins d'alimentation	10.46	10.24	10.34	10.12	11.09	11.26	11.91	11.37	11.19	11.21	11.12	10.51	9.94
611-615	Shoe, apparel, fabric & yarn - Chaussures, vêtements, tissus et filés	6.49	6.70	6.77	7.13	7.29	7.00	7.21	7.39	7.44	7.89	8.04	7.09	8.27
631-639	Auto vehicles, parts & access., sales & serv. - Véhicules autos, pièces & access., vente & serv.	8.41	8.01	8.89	8.48	8.21	8.47	8.74	9.30	9.67	11.06	11.70	11.90	11.80
641-641	General merchandise stores - Magasins de marchandises diverses	7.04	7.11	7.40	7.97	8.37	8.86	9.01	8.83	8.98	9.19	9.32	9.24	9.22
651-692	Other retail n.e.c. - Autres commerces de détail n.c.a.	6.37	6.54	6.52	6.45	7.30	7.36	7.80	8.14	8.45	8.96	8.39	8.80	8.76
701-761 Finance, insurance & real estate - Finances, assur. & affaires immobilières		8.27	8.68	8.72	8.81	10.32	10.02	9.79	9.97	9.78	9.94	9.83	14.91	15.43
701-749	Finance & insurance - Intermédiaires financiers et assurances	8.45	9.25	9.21	9.24	11.36	10.94	10.55	10.63	10.50	10.60	10.90	17.36	16.88
701-709	Deposit accepting intermediaries - Intermédiaires financiers de dépôts	7.59	8.08	8.38	8.99	9.86	10.07	10.28	10.37	10.40	10.52	10.97	19.52	18.13
701-702	Banks - Banques	8.03	8.55	8.87	9.59	10.27	10.45	10.65	10.65	10.86	11.15	11.47	10.91	15.54
731-733	Insurance - Assurances	11.00	12.18	12.87	13.09	13.66	13.23	12.30	12.32	12.70	13.83	13.17	16.25	15.90
751-759	Real estate operators (exc'l developers) - Services immobiliers (sauf lotisseurs)	7.53	7.18	7.07	8.11	8.90	8.84	8.94	8.30	7.84	7.68	7.33	9.23	10.07
771-779 Comm., business & pers. services - Services		8.81	9.42	10.10	10.53	11.06	11.43	11.67	11.53	11.71	12.02	11.67	12.18	12.79
851-999 socio-culturels, comm. et pers.														
771-779	Business services - Services aux entreprises	7.20	7.47	7.84	9.28	9.74	10.05	9.57	9.99	10.92	11.23	10.36	11.77	13.34
851-853	Educational services - Services d'enseignement	8.62	9.14	9.80	10.17	11.15	11.27	11.01	11.48	11.88	13.28	13.22	15.04	13.86
851	Elementary & secondary education - Enseignement élémentaire et secondaire	7.77	8.21	8.65	9.03	9.47	9.65	9.87	9.86	10.16	12.62	12.95	15.09	14.00
853	University education - Enseignement universitaire	10.13	10.77	12.00	12.28	15.03	15.16	13.61	16.28	17.07	15.07	13.40	14.84	13.67
861-869	Health & social services - Services de soins de santé et services sociaux	11.48	12.13	12.96	13.14	14.15	14.66	14.89	14.95	14.79	14.68	14.10	14.52	15.61
861	Hospitals - Hôpitaux	13.00	13.61	14.37	15.16	16.21	16.88	17.11	17.14	17.07	17.00	16.61	16.81	17.89
862	Other institutional health & social services - Autres établ. de soins de santé & serv. sociaux	10.25	10.98	11.69	11.86	12.11	11.94	12.55	12.97	12.69	12.46	11.80	12.79	13.08
911-922	Accommodation, food & beverage services - Hébergement et restauration	5.72	5.96	6.25	6.37	6.41	6.49	6.61	6.75	6.85	7.26	7.68	7.50	6.80

Table 5
Estimates of Average Hourly Earnings, for Employees paid by the Hour, by
Industry, Canada, Provinces and Territories.

Tableau 5
Estimations de la rémunération horaire moyenne, pour les salariés rémunérés à
l'heure, par industrie, Canada, provinces et territoires

SIC 1980 CTI	Industry Industrie	DOLLARS												
		1987	1988	1989	1990	1991	1992	1993	1994	1995	1996	1997	1998	1999
MANITOBA														
911-914	Accommodation services - Services d'hébergement	\$6.34	\$6.55	\$6.83	\$6.98	\$6.90	\$7.00	\$7.33	\$7.73	\$7.61	\$7.95	\$8.42	\$8.04	\$7.68
911	Hotels, motels & tourist courts - Hôtels, motels et camps pour touristes	6.36	6.57	6.82	7.00	6.89	7.02	7.23	7.66	7.57	7.92	8.37	7.97	7.64
921-922	Food & beverage services - Services de la restauration	5.37	5.64	5.95	6.08	6.20	6.26	6.28	6.33	6.57	6.96	7.36	7.26	6.33
921	Food services - Services de restauration	5.42	5.69	6.00	6.14	6.20	6.25	6.27	6.33	6.57	6.96	7.36	7.26	6.32
961-999	Miscellaneous services - Services divers	7.54	7.96	8.58	8.78	8.75	9.16	9.19	8.93	9.31	11.33	11.11	11.66	11.70
451-484	Service producing industries - Branches													
501-999	productrices de services	9.27	9.72	10.22	10.47	11.03	11.37	11.75	11.71	11.73	12.07	11.89	12.72	13.29
041-999	Industrial aggregate - Ensemble des industries	10.11	10.49	11.04	11.34	11.87	12.19	12.46	12.44	12.60	12.83	13.00	13.51	13.94
SASKATCHEWAN														
061-092	Mining (incl. milling), quarrying and oil wells													
	Mines (y compris broyage), carrières et puits de pétrole	15.79	16.02	16.36	17.38	18.81	19.72	19.77	19.99	20.24	21.12	21.83	22.72	24.42
062	Non-metal mines (except coal) - Mines de minerais non métalliques (sauf le charbon)	16.00	16.54	16.86	18.06	19.55	20.56	21.62	22.44	23.40	23.62	24.00	..	22.04
091-092	Services incidental to mineral extraction - Industrie des services miniers	15.04	14.03	14.42	14.93	15.93	17.61	16.56	16.60	15.76	16.91	18.52	19.63	21.10
101-399	Manufacturing - Industries manufacturières	12.25	12.56	12.65	13.30	14.46	14.16	14.31	14.10	14.31	15.14	15.38	15.47	15.22
	Non-durable goods - Biens non durables	13.22	13.71	13.75	13.52	14.46	14.15	14.86	14.30	14.61	16.37	15.81	16.39	16.36
	Durable goods - Biens durables	11.32	11.42	11.60	13.11	14.46	14.17	13.84	13.93	14.05	14.27	15.07	14.75	14.08
101-109	Food - Aliments	12.11	12.52	12.77	14.30	14.56	13.80	14.75	14.68	13.82	14.92	14.48	13.73	14.22
101	Meat and poultry products - Viande & volaille	12.78	13.47	13.41	14.96	15.02	14.00	14.94	14.66	13.73	14.82	14.19	12.96	13.24
251-259	Wood - Bois	10.72	11.20	11.17	12.81	14.28	14.66	15.14	15.43	15.34	15.41	16.25	16.63	14.18
281-284	Printing, publishing & allied ind. - Imprimerie, édition et industries connexes	9.80	9.65	8.98	10.57	11.32	11.60	11.50	10.98	10.18	11.09	12.53	12.63	13.09
281	Commercial printing - Impression commerciale	11.12	9.92	9.44	11.49	12.59	13.01	14.03	12.81	11.59	12.76	13.59	14.49	14.41
311-319	Machinery (ex. elect. mach.) - Machinerie (sauf électrique)	10.23	10.06	10.01	11.04	11.42	11.55	11.56	11.97	12.92	12.56	14.02	13.68	13.25
311	Agricultural implements - Instruments aratoires	10.33	10.08	9.96	10.94	11.07	11.10	11.27	11.41	12.05	12.12	13.77	13.25	12.77
401-449	Construction - Construction	11.80	12.24	12.50	12.88	13.55	13.50	13.90	14.61	15.26	15.20	16.36	16.44	16.98
401-402	Bldg, developing & general contracting - Constructeurs, promoteurs et entrep. généraux	12.37	12.30	12.30	12.45	12.51	12.20	11.51	12.96	13.73	14.18	15.01	14.68	16.30
401	Residential building & development - Promotion et construction de bâtiments résidentiels	9.79	9.74	9.74	9.93	10.97	11.37	10.61	12.61	13.61	13.60	14.96	13.23	13.38
421-429	Trade contracting - Entrepreneurs spécialisés	11.28	11.94	12.10	12.52	13.72	13.50	13.91	14.10	14.66	15.04	15.54	16.17	16.69
041-449	Goods producing industries - Branches													
491-499	productrices de biens	12.75	13.05	13.17	13.78	14.89	14.87	15.03	15.17	15.55	15.98	16.68	17.10	17.64
451-499	Transportation, storage, comm. & other utilities - Transp., entreposage, comm. et autres services publics	12.90	13.21	13.08	13.88	14.55	14.68	14.83	15.59	14.50	15.05	14.30	16.68	17.87
451-479	Transportation & storage - Transport et entreposage	13.01	13.41	13.28	14.11	14.83	14.97	15.17	15.96	14.60	15.20	14.64	15.80	17.27

Table 5
Estimates of Average Hourly Earnings, for Employees paid by the Hour, by
Industry, Canada, Provinces and Territories.

Tableau 5
Estimations de la rémunération horaire moyenne, pour les salariés rémunérés à
l'heure, par industrie, Canada, provinces et territoires

SIC 1980 CTI	Industry Industrie	DOLLARS												
		1987	1988	1989	1990	1991	1992	1993	1994	1995	1996	1997	1998	1999
SASKATCHEWAN														
481-499	Communication & other utilities - Communications et autres services publics	\$10.95	\$10.55	\$10.59	\$11.99	\$12.67	\$12.57	\$12.75	\$13.25	\$13.91	\$14.06	\$12.29	\$18.43	\$18.94
481-484	Communication - Communications	8.25	8.51	8.43	9.75	11.51	11.28	11.29	12.54	12.53	13.32	12.96	17.09	16.75
501-692 Trade - Commerce		8.41	8.55	8.64	9.01	9.23	9.41	9.54	10.11	10.04	10.27	11.05	11.16	11.20
501-599	Wholesale Trade - Commerce de gros	9.93	10.15	10.34	10.81	10.82	10.62	10.99	11.65	11.40	11.57	12.85	13.31	13.49
601-692	Retail trade - Commerce de détail	7.97	8.08	8.12	8.49	8.78	9.03	9.07	9.61	9.52	9.90	10.42	10.41	10.41
601-603	Food, beverage and drug - Aliments, boissons et médicaments	9.31	9.32	8.87	9.25	9.59	10.09	10.12	10.70	10.60	10.32	10.84	10.94	10.51
601	Food stores - Magasins d'alimentation	9.17	9.22	8.57	8.94	9.56	10.05	10.25	10.72	10.53	10.35	10.80	10.65	10.09
611-615	Shoe, apparel, fabric & yarn - Chaussures, vêtements, tissus et filés	5.95	6.05	6.18	6.64	6.84	6.85	6.97	7.42	7.22	7.39	7.59	7.23	8.09
631-639	Auto vehicles, parts & access., sales & serv. Véhicules autos, pièces & access., vente & serv.	7.70	7.95	8.15	8.52	8.62	8.71	8.92	10.00	9.45	11.09	11.83	11.32	11.34
641-641	General merchandise stores - Magasins de marchandises diverses	7.82	7.86	8.15	8.46	8.88	9.19	9.26	9.08	9.25	9.22	9.38	9.24	10.10
651-692	Other retail n.e.c. - Autres commerces de détail n.c.a.	6.61	6.87	6.56	6.96	7.42	7.90	7.42	8.38	8.71	8.34	8.55	9.22	9.23
701-761 Finance, insurance & real estate - Finances, assur. & affaires immobilières		6.66	6.95	7.49	8.13	8.97	9.34	10.17	10.22	10.67	10.70	11.03	12.51	14.16
701-749	Finance & insurance - Intermédiaires financiers et assurances	8.43	8.78	9.25	9.24	9.67	9.48	10.65	10.89	11.08	11.19	11.06	12.55	14.08
701-709	Deposit accepting intermediaries - Intermédiaires financiers de dépôts	8.64	8.87	9.35	9.56	10.05	10.45	10.50	10.51	10.74	11.39	11.13	12.92	15.77
701-702	Banks - Banques	8.65	8.88	9.36	9.57	9.85	10.35	10.59	10.71	11.11	12.21	12.30	..	12.21
751-759	Real estate operators (exc'l developers) - Services immobiliers (sauf lotisseurs)	5.53	5.12	4.86	6.45	8.08	9.71	9.56	9.25	10.04	9.41	9.76	11.35	13.63
771-779 Comm., business & pers. services - Services 851-999 socio-culturels, comm. et pers.		9.65	9.83	10.05	10.88	11.22	11.38	11.51	11.52	11.84	12.22	12.68	12.79	13.08
771-779	Business services - Services aux entreprises	8.22	9.19	9.36	11.39	10.87	10.51	10.04	11.23	10.38	11.71	11.49	12.80	14.14
851-853	Educational services - Services d'enseignement	9.17	9.17	9.55	10.02	10.36	10.49	10.61	10.76	10.86	12.68	12.80	14.80	13.80
851	Elementary & secondary education - Enseignement élémentaire et secondaire	8.51	8.75	9.06	9.39	9.52	9.59	9.53	9.69	9.69	12.30	12.43	14.37	12.98
854	Library services - Bibliothèques	8.23	8.73	8.68	9.05	8.66	9.09	9.34	9.36	11.47	8.27	9.04	12.87	14.20
861-869	Health & social services - Services de soins de santé et services sociaux	12.76	12.69	13.29	13.81	14.08	14.37	14.70	14.79	15.42	15.23	15.79	15.33	16.04
861	Hospitals - Hôpitaux	14.14	14.06	14.86	15.50	15.99	16.38	16.61	16.86	17.10	16.91	17.97	17.39	18.29
862	Other institutional health & social services - Autres établ. de soins de santé & serv. sociaux	11.55	11.20	11.65	12.08	12.05	12.36	12.41	12.57	13.10	12.58	13.74	13.92	14.81
911-922	Accommodation, food & beverage services - Hébergement et restauration	5.87	5.87	5.92	6.15	6.27	6.35	6.61	6.89	7.09	7.36	7.93	8.19	7.71
911-914	Accommodation services - Services d'hébergement	5.97	6.01	6.02	6.27	6.53	6.80	6.86	7.22	7.56	7.88	8.73	9.55	9.98
921-922	Food & beverage services - Services de la restauration	5.78	5.77	5.86	6.06	6.13	6.10	6.46	6.71	6.85	7.14	7.54	7.60	6.64
921	Food services - Services de restauration	5.74	5.73	5.81	6.02	6.11	6.10	6.46	6.69	6.84	7.15	7.54	7.62	6.70
961-999	Miscellaneous services - Services divers	7.28	7.07	6.71	7.33	8.41	8.85	9.15	9.25	10.15	12.23	11.45	11.26	10.14
451-484 Service producing industries - Branches 501-999 productrices de services		9.40	9.58	9.76	10.38	10.73	10.93	11.08	11.33	11.48	11.78	12.35	12.70	13.00
041-999 Industrial aggregate - Ensemble des industries		10.31	10.52	10.71	11.29	11.68	11.86	12.03	12.33	12.54	12.81	13.46	13.81	14.14

Table 5
Estimates of Average Hourly Earnings, for Employees paid by the Hour, by
Industry, Canada, Provinces and Territories.

Tableau 5
Estimations de la rémunération horaire moyenne, pour les salariés rémunérés à
l'heure, par industrie, Canada, provinces et territoires

SIC 1980 CTI	Industry Industrie	DOLLARS												
		1987	1988	1989	1990	1991	1992	1993	1994	1995	1996	1997	1998	1999
ALBERTA														
041-051	Logging and forestry - Exploitation forestière et serv. forestiers	\$13.15	\$12.39	\$12.96	\$13.59	\$14.18	\$16.38	\$16.12	\$16.53	\$18.61	\$19.53	\$19.66	\$21.95	\$22.01
041	Logging - Exploitation forestière	13.16	12.38	12.74	13.63	14.39	17.48	17.00	16.81	18.98	20.09	19.99	22.65	22.27
061-092	Mining (incl. milling), quarrying and oil wells Mines (y compris broyage), carrières et puits de pétrole	15.84	16.52	17.98	19.18	20.33	21.27	21.57	21.65	22.14	21.34	21.77	24.75	27.40
061-063	Mining - Mines	18.54	19.18	20.32	20.73	21.56	22.26	22.55	22.82	23.32	23.22	22.67	25.43	28.30
063	Coal mines - Mines de charbon	20.04	20.00	20.78	21.58	21.81	22.56	22.94	23.17	23.56	23.42	22.91	26.15	28.45
091-092	Services incidental to mineral extraction - Industrie des services miniers	15.00	15.55	16.40	17.75	18.90	19.99	20.53	20.53	19.93	18.27	19.31	21.87	23.79
091	Services incid. to crude petroleum & nat. gas - Services relat. au pétrole brut et au gas nat.	15.57	16.00	16.86	18.25	19.23	20.13	20.68	20.85	20.52	18.45	19.41	21.87	23.80
101-399	Manufacturing - Industries manufacturières	12.14	12.56	12.89	13.39	14.25	14.87	15.06	15.03	15.25	15.08	16.27	16.80	16.61
	Non-durable goods - Biens non durables	11.60	12.17	12.38	12.84	13.40	13.93	14.43	14.35	14.33	14.86	15.39	16.42	16.23
	Durable goods - Biens durables	12.49	12.82	13.21	13.73	14.86	15.63	15.53	15.54	15.95	15.22	16.78	17.02	16.84
101-109	Food - Aliments	11.70	12.09	12.07	12.02	12.46	12.46	12.60	12.78	12.53	12.79	13.13	13.83	14.57
101	Meat and poultry products - Viande & volaille	11.89	12.11	11.97	11.73	11.93	11.95	12.31	12.57	12.66	12.72	12.82	13.52	13.91
251-259	Wood - Bois	11.67	11.99	12.29	13.14	13.54	14.25	14.50	15.75	16.11	15.66	16.88	16.73	16.52
281-284	Printing, publishing & allied ind. - Imprimerie, édition et industries connexes	10.31	10.88	10.78	11.54	12.37	14.02	14.24	13.60	13.29	14.08	14.71	15.62	15.28
281	Commercial printing - Impression commerciale	12.29	13.31	13.28	13.25	13.53	15.16	15.44	14.58	14.20	14.68	15.93	17.79	17.51
311-319	Machinery (ex. elect. mach.) - Machinerie (sauf électrique)	13.41	13.58	14.38	15.56	16.62	16.54	15.92	17.05	17.21	15.72	17.70	18.38	17.98
319	Other machinery & equipment - Autres machineries et équipements	14.22	14.23	15.27	16.42	17.00	17.24	16.28	17.10	17.46	15.96	17.93	18.46	18.06
401-449	Construction - Construction	13.05	13.70	14.83	16.11	15.69	15.95	16.29	15.97	16.00	16.52	17.60	17.23	19.05
401-402	Bldg, developing & general contracting - Constructeurs, promoteurs et entrep. généraux	13.52	13.31	14.65	17.03	15.74	13.91	14.28	15.08	15.36	15.56	17.53	15.83	19.42
401	Residential building & development - Promotion et construction de bâtiments résidentiels	12.73	12.53	13.79	15.91	13.86	13.04	13.53	13.70	14.97	14.44	15.26	13.71	16.30
411-412	Industrial & heavy (engineering) construction - Constr. lourde et industrielle (génie)	14.06	14.82	16.16	17.40	17.18	18.50	19.43	18.17	17.41	18.51	20.25	19.79	20.21
411	Industrial const. (other than buildings) - Constr. industrielle (autre que bâtiment)	14.75	16.44	18.06	19.33	17.53	20.13	21.72	18.88	17.78	18.56	20.01	19.57	19.26
041-449	Goods producing industries - Branches 491-499 productrices de biens	13.30	13.86	14.58	15.50	16.09	16.59	16.83	17.02	16.84	16.74	17.88	18.79	20.14
451-499	Transportation, storage, comm. & other utilities - Transp., entreposage, comm. et autres services publics	13.35	13.60	14.09	14.79	15.38	15.89	16.07	16.22	15.92	16.41	16.32	17.91	19.08
451-479	Transportation & storage - Transport et entreposage	13.10	13.37	13.83	14.62	15.20	15.67	15.80	16.06	15.52	15.84	15.95	17.52	19.01
451-459	Transportation - Transport	12.89	13.22	13.74	14.49	15.03	15.59	15.85	16.16	15.58	15.97	16.03	17.10	18.05
481-499	Communication & other utilities - Communications et autres services publics	14.16	14.37	14.87	15.33	15.90	16.50	16.92	16.70	16.95	18.01	17.38	18.83	19.26
491-499	Other Utilities - Autres services publics	15.00	15.16	15.21	15.77	16.42	17.17	17.72	17.40	17.58	18.33	18.17	20.22	21.63
491	Electric power systems - Énergie électrique	16.86	17.24	17.35	18.33	18.85	20.17	20.62	20.50	20.78	20.97	20.10	22.16	23.96

Table 5
Estimates of Average Hourly Earnings, for Employees paid by the Hour, by
Industry, Canada, Provinces and Territories.

Tableau 5
Estimations de la rémunération horaire moyenne, pour les salariés rémunérés à
l'heure, par industrie, Canada, provinces et territoires

SIC 1980 CTI	Industry Industrie	DOLLARS												
		1987	1988	1989	1990	1991	1992	1993	1994	1995	1996	1997	1998	1999
ALBERTA														
	501-692 Trade - Commerce	\$8.85	\$9.11	\$9.56	\$9.80	\$10.44	\$10.51	\$10.76	\$10.65	\$10.79	\$11.33	\$11.72	\$11.70	\$11.73
	501-599 Wholesale Trade - Commerce de gros	10.38	10.72	11.74	12.01	12.38	12.74	13.14	13.35	14.19	14.17	14.24	14.16	14.21
	571-579 Machinery, equipment & supplies - Machines, matériel et fournitures	12.21	12.35	13.35	13.43	14.20	14.50	15.15	15.26	16.25	16.44	15.08	15.39	15.02
	601-692 Retail trade - Commerce de détail	8.46	8.70	9.03	9.19	9.86	9.90	10.00	9.70	9.67	10.41	10.60	10.62	10.74
	601-603 Food, beverage and drug - Aliments, boissons et médicaments	9.90	10.27	10.54	10.73	11.21	11.27	11.01	10.26	10.24	10.60	10.35	10.30	10.28
	601 Food stores - Magasins d'alimentation	10.61	11.14	11.60	11.23	11.55	11.57	10.75	10.25	10.49	10.88	10.44	10.02	9.81
	611-615 Shoe, apparel, fabric & yarn - Chaussures, vêtements, tissus et filés	6.93	6.64	7.01	7.07	7.35	7.42	7.73	7.76	7.81	7.90	8.11	7.56	8.76
	631-639 Auto vehicles, parts & access., sales & serv. Véhicules autos, pièces & access., vente & serv.	8.16	8.68	9.17	9.18	10.10	9.83	10.58	10.43	10.57	12.09	12.61	12.67	12.78
	641-641 General merchandise stores - Magasins de marchandises diverses	8.25	8.40	8.51	8.97	9.90	10.16	10.09	9.23	9.19	9.46	9.61	9.61	10.32
	651-692 Other retail n.e.c. - Autres commerces de détail n.c.a.	6.64	6.62	7.29	7.67	8.09	8.05	8.09	8.39	8.15	8.98	9.24	9.45	9.69
	701-761 Finance, insurance & real estate - Finances, assur. & affaires immobilières	8.45	9.25	8.64	9.41	9.95	10.71	10.55	10.86	11.60	12.58	11.36	13.74	14.83
	701-749 Finance & insurance - Intermédiaires financiers et assurances	8.76	9.61	9.06	9.83	10.19	11.14	11.56	11.10	11.38	12.86	11.83	15.11	16.26
	701-709 Deposit accepting intermediaries - Intermédiaires financiers de dépôts	8.86	9.18	9.52	9.99	10.43	10.83	10.90	11.07	11.35	11.58	11.25	13.23	14.69
	701-702 Banks - Banques	9.13	9.45	9.80	10.30	10.63	11.15	11.26	11.29	11.46	11.88	11.73	11.47	12.31
	721-729 Investment intermediaries - Intermédiaires d'investissement	9.04	10.58	8.13	9.08	8.94	10.80	12.45	10.35	10.86	13.85	11.51	13.29	14.52
	751-759 Real estate operators (excl developers) - Services immobiliers (sauf lotisseurs)	7.99	8.89	8.14	8.63	9.76	10.28	8.96	10.24	10.36	10.80	8.92	9.85	10.80
	771-779 Comm., business & pers. services - Services socio-culturels, comm. et pers.	8.84	9.00	9.70	10.20	10.92	11.51	11.77	11.53	11.20	12.13	11.96	12.66	13.63
	771-779 Business services - Services aux entreprises	7.78	8.39	9.81	10.48	11.77	12.66	12.43	13.23	12.30	14.35	13.83	15.65	17.38
	851-853 Educational services - Services d'enseignement	9.95	10.14	10.76	11.21	11.35	11.87	12.17	11.91	11.67	13.31	13.39	15.24	14.44
	851 Elementary & secondary education - Enseignement élémentaire et secondaire	9.23	9.20	9.62	9.92	10.05	10.61	10.84	10.58	10.29	13.01	13.27	15.16	13.67
	852 Post-second. non-university education - Enseignement postsecondaire non univers.	11.38	11.52	12.00	12.86	13.09	13.73	14.14	13.79	13.98	13.74	13.63	14.62	15.50
	854 Library services - Bibliothèques	11.83	12.37	12.62	12.50	13.49	13.13	13.01	13.53	11.65	11.52	11.70	9.51	10.30
	861-869 Health & social services - Services de soins de santé et services sociaux	12.54	12.76	13.29	14.08	14.96	15.47	16.32	15.42	14.59	14.86	15.32	15.43	17.39
	861 Hospitals - Hôpitaux	13.59	13.74	14.35	15.54	16.96	17.66	18.60	17.73	16.86	16.66	17.25	17.62	19.96
	865 Private practice of physicians, surgeons & dentist - Cabinets privés de médecins chirurgiens, dentistes	11.34	12.72	13.42	14.74	13.85	12.91	16.19	14.16	12.82	15.68	16.32	15.31	17.06
	911-922 Accommodation, food & beverage services - Hébergement et restauration	5.13	5.38	5.76	6.37	6.93	7.13	7.09	7.34	7.39	7.80	8.21	8.17	7.59
	911-914 Accommodation services - Services d'hébergement	5.94	6.26	6.50	7.05	7.56	7.73	7.68	8.02	8.34	8.90	9.38	8.70	8.36
	911 Hotels, motels & tourist courts - Hôtels, motels et camps pour touristes	5.93	6.25	6.48	7.04	7.55	7.72	7.68	8.03	8.36	8.90	9.38	8.63	8.12
	921-922 Food & beverage services - Services de la restauration	4.58	4.79	5.30	5.87	6.42	6.70	6.75	6.98	6.92	7.26	7.69	7.96	7.27
	921 Food services - Services de restauration	4.57	4.78	5.29	5.86	6.41	6.72	6.77	6.98	6.92	7.25	7.70	8.00	7.32
	961-999 Miscellaneous services - Services divers	8.82	8.49	9.64	9.14	8.75	9.22	9.65	10.28	10.55	12.31	11.71	12.31	12.14

Table 5
Estimates of Average Hourly Earnings, for Employees paid by the Hour, by
Industry, Canada, Provinces and Territories.

Tableau 5
Estimations de la rémunération horaire moyenne, pour les salariés rémunérés à
l'heure, par industrie, Canada, provinces et territoires

SIC 1980 CTI	Industry Industrie	DOLLARS												
		1987	1988	1989	1990	1991	1992	1993	1994	1995	1996	1997	1998	1999
ALBERTA														
961-969	Amusement & recreational services - Services de divertissements et de loisirs	\$7.72	\$8.08	\$9.23	\$9.66	\$9.91	\$10.09	\$10.35	\$10.36	\$10.01	\$12.18	\$11.51	\$10.30	\$9.73
991-999	Other services - Autres services	9.97	9.25	10.69	9.70	8.69	9.23	9.20	10.78	11.65	12.59	11.94	13.93	13.90
990	Other services n.e.c. - Autres services n.c.a.	10.48	10.02	11.45	10.27	9.66	10.49	10.59	12.81	13.01	14.32	13.19	14.80	13.94
451-484	Service producing industries - Branches													
501-999	productrices de services	9.31	9.54	10.03	10.47	11.15	11.64	11.87	11.65	11.53	12.30	12.37	12.96	13.65
041-999	Industrial aggregate - Ensemble des industries	10.68	11.02	11.57	12.21	12.80	13.22	13.47	13.39	13.16	13.65	14.21	14.97	15.93
BRITISH COLUMBIA COLOMBIE-BRITANNIQUE														
041-051	Logging and forestry - Exploitation forestière et serv. forestiers	17.86	18.77	19.45	20.10	21.27	20.97	21.96	22.49	23.12	23.96	23.75	24.48	22.84
041	Logging - Exploitation forestière	18.05	19.04	19.60	20.38	21.79	21.57	22.52	23.09	23.84	24.61	24.09	25.11	23.40
061-092	Mining (incl. milling), quarrying and oil wells Mines (y compris broyage), carrières et puits de pétrole	17.32	19.24	19.43	19.77	21.29	22.54	22.94	22.42	23.66	23.77	23.64	24.89	26.96
061-063	Mining - Mines	17.19	19.31	19.36	19.94	21.75	22.79	23.43	23.39	24.66	25.20	24.82	25.52	27.35
061	Metal mines - Mines de métaux	15.84	18.78	18.40	18.85	21.07	22.52	23.22	23.62	24.68	26.27	..
101-399	Manufacturing - Industries manufacturières	14.83	14.97	15.78	16.67	17.55	17.65	18.02	18.52	19.34	20.07	20.62	18.88	17.89
	Non-durable goods - Biens non durables	14.64	14.70	15.61	16.37	17.54	17.38	18.02	18.13	18.60	18.72	19.46	17.71	16.76
	Durable goods - Biens durables	14.96	15.14	15.89	16.88	17.55	17.85	18.01	18.77	19.82	20.84	21.24	19.52	18.54
101-109	Food - Aliments	13.53	13.85	14.22	14.83	15.27	14.72	15.66	15.90	15.92	15.67	16.17	14.44	13.06
251-259	Wood - Bois	16.26	16.26	17.25	18.05	18.42	18.02	18.72	19.74	20.92	21.88	22.10	20.03	19.30
251	Sawmill, planing mill & shingle mill products - Scieries, ateliers de rabotage et usines de bardeaux	16.50	16.54	17.56	18.53	18.96	19.42	20.22	21.03	21.92	22.81	22.98	20.80	20.05
271-279	Paper & allied products - Papier et produits connexes	18.70	19.02	20.45	21.30	22.14	22.75	23.21	23.67	24.65	25.05	25.47	24.15	24.53
271	Pulp & paper - Pâtes et papiers	19.14	19.49	20.88	21.82	22.71	23.35	23.71	24.16	25.25	25.68	26.13	24.77	25.32
281-284	Printing, publishing & allied ind.- Imprimerie, édition et industries connexes	15.37	15.94	15.44	15.42	16.74	16.51	17.12	16.59	17.40	17.16	19.71	17.52	15.19
281	Commercial printing - Impression commerciale	16.06	16.77	16.02	15.53	17.00	16.46	16.47	16.17	17.17	16.65	18.45	16.64	14.29
401-449	Construction - Construction	15.30	15.78	16.89	17.65	17.99	18.35	18.38	19.02	20.95	19.71	19.16	20.28	18.46
401-402	Bldg, developing & general contracting - Constructeurs, promoteurs et entrep. généraux	13.34	14.26	15.18	16.44	16.93	16.36	16.57	17.78	20.36	19.30	19.23	19.66	19.17
401	Residential building & development - Promotion et construction de bâtiments résidentiels	12.82	13.70	14.58	15.78	15.53	15.11	15.39	16.43	19.26	18.12	18.05	18.62	17.21
411-412	Industrial & heavy (engineering) construction - Constr. lourde et industrielle (génie)	23.92	24.50	24.38	24.27	22.59	22.96	22.86	22.06	24.27	22.75	21.15	23.21	21.49
412	Highway & heavy constr. - Constr. de routes et constr. lourde	22.47	22.29	22.88	22.09	21.38	22.40	22.32	21.13	24.10	22.75	20.72	22.93	21.42
421-429	Trade contracting - Entrepreneurs spécialisés	14.41	14.61	15.96	16.64	17.29	18.29	18.54	19.18	20.73	19.11	18.57	19.89	17.73
441-449	Services incidental to construction - Services relatifs à la construction	14.72	15.14	16.11	16.55	18.61	16.21	15.64	15.47	16.53	19.33	19.35	18.81	15.60
041-449	Goods producing industries - Branches													
491-499	productrices de biens	15.39	15.73	16.60	17.38	18.22	18.40	18.69	19.20	20.34	20.58	20.82	19.91	18.82

Table 5
Estimates of Average Hourly Earnings, for Employees paid by the Hour, by
Industry, Canada, Provinces and Territories.

Tableau 5
Estimations de la rémunération horaire moyenne, pour les salariés rémunérés à
l'heure, par industrie, Canada, provinces et territoires

SIC 1980 CTI	Industry Industrie	DOLLARS												
		1987	1988	1989	1990	1991	1992	1993	1994	1995	1996	1997	1998	1999
BRITISH COLUMBIA														
COLOMBIE-BRITANNIQUE														
	451-499 Transportation, storage, comm. & other utilities - Transp., entreposage, comm. et autres services publics	\$16.82	\$15.92	\$16.27	\$17.02	\$18.46	\$19.73	\$20.65	\$20.57	\$21.10	\$20.99	\$21.17	\$21.11	\$20.51
	451-479 Transportation & storage - Transport et entreposage	16.98	16.07	16.25	17.12	18.90	19.65	20.35	20.09	20.91	20.42	20.52	20.54	19.63
	451-459 Transportation - Transport	17.05	16.14	16.36	17.20	19.02	19.63	20.49	20.12	21.01	20.49	20.52	20.71	19.71
	481-499 Communication & other utilities - Communications et autres services publics	16.48	15.58	16.33	16.84	17.76	19.86	21.17	21.48	21.38	21.74	22.38	22.23	22.26
	481-484 Communication - Communications	15.89	14.98	15.46	15.82	17.04	19.25	20.82	21.26	20.93	20.93	21.61	21.62	21.58
	482 Telecommunication carriers - Transmission des télécommunications	15.83	14.83	15.32	15.74	17.29	19.86	22.00	23.06
	491-499 Other Utilities - Autres services publics	18.50	17.86	19.65	20.45	20.09	21.69	22.06	22.12	22.90	24.07	24.55	23.97	24.10
	491 Electric power systems - Énergie électrique	21.34	20.57	21.92	22.73	22.34	24.37	24.93	24.98	25.94	26.47	27.19	25.05	24.36
	501-692 Trade - Commerce	9.80	9.96	10.32	10.73	11.40	11.87	12.00	12.37	13.13	13.05	13.28	12.81	12.24
	501-599 Wholesale Trade - Commerce de gros	12.07	11.97	12.79	13.41	13.93	14.17	14.59	14.93	15.33	16.15	15.79	14.48	14.11
	561-563 Metals, hardware, plumbing, heating & building materials - Métaux, quincaillerie, matér. de plomberie, de chauffage et de construction	10.70	11.02	11.22	11.98	13.11	12.52	13.42	14.60	13.93	14.97	14.77	13.48	12.92
	563 Lumber & building materials - Bois et matériaux de construction	9.53	8.51	9.16	10.53	12.26	11.71	12.54	13.27	13.05	14.09	13.90	12.37	12.14
	601-692 Retail trade - Commerce de détail	9.36	9.52	9.79	10.07	10.70	11.27	11.37	11.64	12.54	12.15	12.44	12.25	11.58
	601-603 Food, beverage and drug - Aliments, boissons et médicaments	11.29	11.63	11.78	11.58	12.65	13.13	12.80	13.01	13.82	13.38	13.41	12.88	12.15
	601 Food stores - Magasins d'alimentation	12.07	12.52	12.48	12.13	13.08	13.04	12.44	12.70	13.69	13.12	13.14	11.77	10.85
	611-615 Shoe, apparel, fabric & yarn - Chaussures, vêtements, tissus et filés	6.88	7.14	7.11	7.44	7.67	7.74	8.31	8.82	9.68	9.24	9.41	8.47	9.57
	613 Women's clothing stores - Magasins de vêtements pour dames	6.50	6.78	6.68	7.02	7.25	7.70	8.22	8.62	9.39	8.48	8.85	8.15	9.09
	631-639 Auto vehicles, parts & access., sales & serv. Véhicules autos, pièces & access., vente & serv.	9.74	9.54	10.14	10.43	10.63	11.19	11.33	12.44	13.49	13.80	14.23	14.22	13.62
	641-641 General merchandise stores - Magasins de marchandises diverses	9.28	9.24	9.46	9.95	10.33	11.14	10.88	10.58	10.77	10.86	10.99	10.73	10.16
	651-692 Other retail n.e.c. - Autres commerces de détail n.c.a.	7.04	7.53	8.11	8.06	8.31	9.25	9.71	9.35	11.05	9.80	10.21	10.08	9.51
	701-761 Finance, insurance & real estate - Finances, assur. & affaires immobilières	9.47	9.72	10.07	10.51	10.85	11.10	12.48	13.15	12.94	13.55	15.60	15.45	15.74
	701-749 Finance & insurance - Intermédiaires financiers et assurances	9.69	9.93	10.10	10.74	11.21	11.22	12.52	13.58	13.60	14.42	16.32	15.93	16.62
	701-709 Deposit accepting intermediaries - Intermédiaires financiers de dépôts	9.18	9.07	9.44	9.84	10.66	11.25	11.63	12.53	12.70	12.30	12.62	14.88	15.72
	701-702 Banks - Banques	8.67	8.57	8.91	9.32	10.20	10.86	11.48	11.43	11.93	12.38	12.72	12.16	12.91
	751-759 Real estate operators (exc'l developers) - Services immobiliers (sauf lotisseurs)	9.25	10.00	10.44	10.00	10.09	11.33	12.20	11.98	11.11	11.55	14.52	13.64	13.20
	771-779 Comm., business & pers. services - Services													
	851-999 socio-culturels, comm. et pers.	10.24	10.59	11.55	11.82	12.66	12.99	13.13	13.52	14.33	14.62	14.70	14.48	14.39
	771-779 Business services - Services aux entreprises	10.41	11.98	11.67	12.42	13.54	13.34	12.47	14.04	14.98	14.81	14.75	15.47	15.64
	851-853 Educational services - Services d'enseignement	10.92	11.34	11.97	12.53	13.39	14.01	14.50	14.51	15.27	15.77	14.43	16.26	15.80
	851 Elementary & secondary education - Enseignement élémentaire et secondaire	12.37	13.00	13.67	14.11	14.88	15.54	15.61	15.81	16.56	16.56	14.64	17.01	16.42

Table 5
Estimates of Average Hourly Earnings, for Employees paid by the Hour, by
Industry, Canada, Provinces and Territories.

Tableau 5
Estimations de la rémunération horaire moyenne, pour les salariés rémunérés à
l'heure, par industrie, Canada, provinces et territoires

SIC 1980 CTI	Industry Industrie	DOLLARS												
		1987	1988	1989	1990	1991	1992	1993	1994	1995	1996	1997	1998	1999
BRITISH COLUMBIA														
COLOMBIE-BRITANNIQUE														
852	Post-second. non-university education - Enseignement postsecondaire non univers.	\$9.60	\$10.10	\$10.73	\$12.19	\$13.98	\$15.92	\$17.16	\$16.67	\$16.03	\$16.79	\$16.23	\$16.97	\$16.06
853	University education - Enseignement universitaire	9.84	9.81	10.24	10.42	11.07	11.39	12.14	11.98	13.24	13.88	12.88	14.31	14.53
854	Library services - Bibliothèques	17.87	16.42	14.55	15.37	13.56	14.07	14.85	15.14	15.16	15.08	14.19	14.79	15.28
861-869	Health & social services - Services de soins de santé et services sociaux	13.01	13.35	14.31	15.82	16.53	17.51	18.54	19.17	20.03	20.29	20.31	19.35	19.41
861	Hospitals - Hôpitaux	14.97	15.28	16.32	18.04	18.76	20.11	21.13	22.55	23.00	23.45	23.69	21.71	22.59
911-922	Accommodation, food & beverage services - Hébergement et restauration	6.86	6.99	8.22	7.72	8.01	7.97	8.19	8.34	8.67	9.55	9.52	9.13	8.28
911-914	Accommodation services - Services d'hébergement	8.54	8.31	9.51	9.06	9.48	9.55	9.92	9.65	10.54	11.05	11.12	10.60	10.23
911	Hotels, motels & tourist courts - Hôtels, motels et camps pour touristes	8.58	8.44	9.72	9.03	9.50	9.53	10.01	9.71	10.55	11.08	11.18	10.77	10.58
921-922	Food & beverage services - Services de la restauration	6.24	6.51	7.80	7.10	7.41	7.38	7.55	7.80	8.00	8.94	8.91	8.66	7.67
921	Food services - Services de restauration	5.93	6.18	7.41	6.75	7.04	7.33	7.46	7.76	7.97	8.91	8.88	8.66	7.66
961-999	Miscellaneous services - Services divers	9.43	9.71	9.76	10.40	11.12	11.45	11.52	12.08	12.33	12.24	12.37	12.24	11.95
961-969	Amusement & recreational services - Services de divertissements et de loisirs	10.94	10.44	10.23	11.87	11.75	12.32	12.80	12.50	13.24	12.56	11.99	12.09	11.65
960	Other amusement & recreational services n.e.c - Autres serv. de divertis. et de loisirs n.c.a.	11.37	10.83	10.85	12.54	12.74	13.22	14.51	13.71	14.81	14.61	13.05	11.34	10.58
451-484	Service producing industries - Branches	11.07	11.22	11.81	12.07	12.92	13.40	13.67	14.14	14.76	14.75	15.02	14.77	14.40
501-999	productrices de services													
041-999	Industrial aggregate - Ensemble des industries	12.61	12.81	13.57	13.92	14.66	15.05	15.29	15.74	16.45	16.62	16.75	16.34	15.74
YUKON														
041-449	Goods producing industries - Branches	16.34	17.77	18.41	19.47	19.95	21.10	20.89	22.12	22.79	22.30	23.49	20.89	20.78
491-499	productrices de biens													
451-499	Transportation, storage, comm. & other utilities - Transp., entreposage, comm. et autres services publics	19.43	19.21	18.67	11.36	19.29	20.14	19.12	17.31	18.17	18.72	19.88	19.46	20.76
501-692	Trade - Commerce	10.37	9.93	10.54	11.48	12.53	13.21	13.41	13.92	14.16	14.10	14.66	12.91	11.51
771-779	Comm., business & pers. services - Services	8.27	8.46	9.10	9.48	10.09	10.58	10.83	11.28	11.98	12.54	13.20	13.00	12.79
851-999	socio-culturels, comm. et pers.													
451-484	Service producing industries - Branches	12.27	12.37	12.27	10.84	13.26	14.03	13.83	13.91	14.45	14.63	15.43	14.59	14.29
501-999	productrices de services													
041-999	Industrial aggregate - Ensemble des industries	13.50	13.89	14.08	12.82	14.95	16.01	15.49	15.85	16.44	16.60	17.35	15.89	15.61
NORTHWEST TERRITORIES & NUNAVUT														
TERRITOIRES DU NORD-OUEST ET NUNAVUT														
401-449	Construction - Construction	14.27	15.04	16.07	16.20	16.20	16.43	16.72	17.49	17.91	17.99	19.57	19.09	20.95

Annual Estimates of Employment, Earnings and Hours, 1987-1999, Statistics Canada
 Estimations annuelles de l'Emploi, des gains et de la durée du travail, 1987-1999, Statistique Canada

Table 5
Estimates of Average Hourly Earnings, for Employees paid by the Hour, by Industry, Canada, Provinces and Territories.

Tableau 5
Estimations de la rémunération horaire moyenne, pour les salariés rémunérés à l'heure, par industrie, Canada, provinces et territoires

SIC 1980 CTI	Industry Industrie	DOLLARS												
		1987	1988	1989	1990	1991	1992	1993	1994	1995	1996	1997	1998	1999
NORTHWEST TERRITORIES & NUNAVUT TERRITOIRES DU NORD-OUEST ET NUNAVUT														
041-449 491-499	Goods producing industries - Branches productrices de biens	\$18.74	\$20.54	\$22.33	\$23.34	\$22.94	\$21.20	\$21.56	\$21.58	\$22.29	\$22.34	\$23.61	\$22.82	\$26.42
451-499	Transportation, storage, comm. & other utilities - Transp., entreposage, comm. et autres services publics	15.97	16.18	16.17	14.06	16.96	18.84	17.80	17.71	18.16	19.07	20.18	19.84	19.05
501-692	Trade - Commerce	8.70	8.99	9.59	9.96	10.47	11.01	11.18	11.90	12.35	12.25	13.18	11.53	11.11
701-761	Finance, insurance & real estate - Finances, assur. & affaires immobilières	12.61	14.71	14.93	15.75	15.83	18.23	18.73	17.91	18.25	17.36	18.08	17.14	14.90
771-779	Comm., business & pers. services - Services socio-culturels, comm. et pers.	8.25	9.82	12.34	13.37	15.04	15.76	16.09	15.70	16.10	15.94	17.46	17.56	17.59
851-853	Educational services - Services d'enseignement	13.37	13.96	15.78	18.95	18.82	18.36	19.60	20.23	20.93	19.53	21.48	20.80	19.53
861-869	Health & social services - Services de soins de santé et services sociaux	12.61	15.33	18.05	18.88	20.10	21.06	21.41	19.72	19.66	19.59	22.34	22.37	23.36
861	Hospitals - Hôpitaux	14.01	17.74	20.64	20.71	21.67	22.67	22.97	22.75	25.72	..	26.20
911-922	Accommodation, food & beverage services - Hébergement et restauration	4.43	5.81	8.57	9.26	10.63	10.93	10.87	10.66	10.57	10.85	10.74	9.80	9.61
911-914	Accommodation services - Services d'hébergement	3.60	6.15	8.73	9.41	9.51	9.94	10.14	10.14	10.53	11.95	11.84	10.52	10.35
451-484 501-999	Service producing industries - Branches productrices de services	10.04	11.27	12.12	12.34	14.12	15.58	15.60	15.46	15.57	15.73	17.02	16.46	16.01
041-999	Industrial aggregate - Ensemble des industries	13.77	14.91	15.97	16.40	17.41	17.49	17.44	17.46	17.66	17.54	18.81	18.07	18.86

Annual Estimates of Employment, Earnings and Hours, 1987-1999, Statistics Canada
 Estimations annuelles de l'Emploi, des gains et de la durée du travail, 1987-1999, Statistique Canada

Table 6

Tableau 6

Estimates of Average Weekly Hours, for Employees paid by the Hour, by industry, Canada, Provinces and Territories.

Estimations des heures hebdomadaires moyennes, pour les salariés rémunérés à l'heure, par industrie, Canada, provinces et territoires.

Canada

Page

Provinces and Territories / Provinces et Territoires

162

170

Table 6
Estimates of Average Weekly Hours, for Employees paid by the Hour, by
Industry, Canada, Provinces and Territories.

Tableau 6
Estimations des heures hebdomadaires moyennes, pour les salariés rémunérés à
l'heure, par industrie, Canada, provinces et territoires.

SIC	Industry	HOURS - HEURES												
		1987	1988	1989	1990	1991	1992	1993	1994	1995	1996	1997	1998	1999
1980														
CTI	Industrie													
CANADA														
041-051 Logging and forestry - Exploitation forestière et serv. forestiers		39.3	39.6	40.3	39.4	37.6	37.7	38.8	38.3	39.6	39.6	40.4	39.4	39.9
041	Logging - Exploitation forestière	39.5	40.1	40.9	39.9	38.3	38.6	39.4	38.8	40.1	40.0	40.7	39.4	40.0
051	Forestry services - Services forestiers	34.1	30.9	34.8	35.0	32.6	33.1	34.8	35.1	36.2	37.6	38.8	39.2	39.3
061-092 Mining (incl. milling), quarrying and oil wells Mines (y compris broyage), carrières et puits de pétrole		39.5	40.6	39.6	39.8	39.3	39.6	39.7	39.8	39.8	40.0	42.5	41.4	41.0
061-063	Mining - Mines	39.0	39.9	39.9	40.2	39.8	40.0	39.4	39.7	40.6	40.4	40.9	41.1	41.1
061	Metal mines - Mines de métaux	38.7	39.5	39.6	40.2	39.6	39.8	39.1	39.3	40.4	40.2	40.9	41.3	41.5
062	Non-metal mines (except coal) - Mines de minerais non métalliques (sauf le charbon)	38.4	39.1	39.5	38.8	39.1	39.6	38.8	39.9	40.3	40.0	40.7	39.8	39.6
063	Coal mines - Mines de charbon	40.8	42.4	41.6	42.0	41.2	41.5	41.3	41.2	41.8	41.4	41.1	41.8	41.5
071-071	Crude petroleum & natural gas - Pétrole brut et gaz naturel	45.3	45.3	44.0	45.9	42.3	41.3	39.7	38.4	38.7	42.6	46.8	43.6	42.8
081-082	Quarries and sand pits - Carrières et sablières	41.0	40.9	42.4	40.3	41.6	42.7	41.5	42.6	42.4	39.6	40.7	39.0	38.9
081	Stone quarries - Carrières	38.6	38.8	38.7	38.6	40.8	42.1	41.8	42.5	44.6	41.0	41.6	39.0	38.6
082	Sand and gravel pits - Sablières et gravières	42.8	42.6	45.3	41.5	42.2	43.0	41.3	42.7	41.4	39.0	40.4	39.0	39.0
091-092	Services incidental to mineral extraction - Industrie des services miniers	38.9	40.4	37.0	37.1	37.1	36.9	39.8	39.6	37.9	38.1	43.3	40.8	40.1
091	Services incid. to crude petroleum & nat. gas - Services relat. au pétrole brut et au gas nat.	36.1	37.6	34.8	35.5	35.9	36.3	40.1	39.6	37.0	37.0	43.4	40.6	39.9
092	Services incidental to mining - Services relatifs à l'extraction minière	44.8	46.0	42.3	41.4	41.7	39.7	38.1	39.5	40.1	40.3	43.1	41.3	40.8
101-399 Manufacturing - Industries manufacturières		38.7	38.9	38.7	38.2	37.9	38.3	38.6	38.9	38.5	38.4	39.3	38.6	38.7
	Non-durable goods - Biens non durables	37.4	37.7	37.6	37.3	37.1	37.2	37.3	37.2	37.1	36.7	37.3	37.2	37.2
	Durable goods - Biens durables	39.7	39.8	39.5	38.9	38.6	39.2	39.7	40.1	39.5	39.6	40.7	39.6	39.8
101-109	Food - Aliments	36.3	36.5	36.3	36.5	36.5	36.7	36.4	36.4	36.6	36.0	36.5	35.9	36.6
101	Meat and poultry products - Viande & volaille	37.8	37.9	36.6	36.6	36.9	38.4	36.7	37.4	37.6	36.4	36.7	36.1	36.5
102	Fish products - Transformation du poisson	32.6	34.0	33.7	33.6	33.2	32.9	31.9	31.8	34.5	33.7	35.1	34.5	35.2
103	Fruit & vegetable - Fruits et légumes	36.7	36.8	36.4	36.9	37.5	36.4	36.6	37.5	36.8	36.5	36.8	36.4	37.0
104	Dairy products - Produits laitiers	38.9	38.7	38.0	37.5	37.4	36.8	37.2	37.0	36.2	36.4	36.4	36.0	36.6
105	Flour, cereal & feed - Farine, céréales et aliments pour animaux	39.5	39.3	39.6	39.9	38.1	39.5	39.0	37.9	38.8	37.2	37.8	37.0	37.6
106	Vegetable oil mills (ex. corn oil) - Huiles végétales (sauf l'huile de maïs)	41.8	41.0	41.7	41.8	42.6	42.1	44.5	42.3	35.9	37.4	38.3	37.3	38.0
107	Bakery products - Produits de boulangerie-pâtisserie	33.1	33.1	33.7	34.3	34.9	34.6	35.4	35.5	35.5	34.9	35.4	35.0	35.8
108	Sugar & sugar confectionery - Sucre et confiseries	37.1	37.1	37.5	38.0	38.0	38.2	39.1	38.7	37.8	37.8	37.7	36.7	37.2
109	Other food products - Autres produits alimentaires	37.8	37.7	37.9	38.8	38.0	37.6	37.7	36.7	35.7	36.6	37.6	36.7	37.3
111-114	Beverages - Boissons	38.5	38.9	38.5	37.4	36.5	36.0	36.0	35.3	34.3	34.9	34.2	37.0	38.2
121-122	Tobacco products - Produits du tabac	34.6	35.6	36.2	35.6	36.1	36.4	35.6	38.5	36.6	37.0	38.4	44.2	43.8
151-159	Rubber products - Produits en caoutchouc	39.5	39.7	39.1	39.0	38.8	39.9	41.5	42.1	41.5	38.8	40.0	41.8	39.9
161-169	Plastic products - Produits en matière plastique	36.4	37.2	36.8	37.9	38.3	38.8	38.9	38.6	38.6	37.5	37.6	37.6	37.9
171-171	Leather & allied products - Cuir et produits connexes	39.3	39.1	38.5	38.5	36.0	36.9	37.3	36.1	36.7	35.3	36.3	36.3	37.3
181-183	Primary textiles - Textiles de première transformation	39.4	39.4	39.3	39.0	39.4	39.9	40.3	40.5	40.9	40.1	40.1	38.3	37.2
191-199	Textile products - Produits textiles	38.1	38.3	37.8	37.1	37.7	38.8	38.8	38.3	38.5	36.8	37.1	37.1	36.9
243-249	Clothing - Habillement	36.7	37.0	37.0	36.1	35.6	35.9	36.2	35.7	35.8	34.8	35.8	36.1	36.5

Table 6
Estimates of Average Weekly Hours, for Employees paid by the Hour, by
Industry, Canada, Provinces and Territories.

Tableau 6
Estimations des heures hebdomadaires moyennes, pour les salariés rémunérés à
l'heure, par industrie, Canada, provinces et territoires.

SIC	Industry	HOURS - HEURES												
		1987	1988	1989	1990	1991	1992	1993	1994	1995	1996	1997	1998	1999
CTI	Industrie													
CANADA														
243	Men's & boys' clothing - Vêtements pour hommes et garçonnets	38.3	38.2	38.5	36.9	36.4	36.6	36.9	36.9	35.2	35.1	36.3	36.3	36.8
244	Women's clothing - Vêtements pour dames	34.6	35.2	35.1	33.6	32.6	33.8	33.8	34.4	35.7	34.4	35.9	35.9	36.3
245-249	Clothing n.e.c. - Habillement n.c.a.	37.3	37.8	37.4	37.3	37.1	36.8	37.7	35.6	36.7	34.7	35.2	36.0	36.5
251-259	Wood - Bois	38.4	38.1	38.1	37.3	37.0	37.8	38.0	38.1	37.7	38.1	38.4	39.1	39.3
256-259	Wood n.e.c. - Bois n.c.a.	37.3	37.0	36.8	35.5	37.0	37.9	38.6	37.8	37.3	38.2	38.9	38.5	39.0
251	Sawmill, planing mill & shingle mill products - Scieries, ateliers de rabotage et usines de bardeaux	38.6	38.4	38.1	37.5	36.6	37.7	38.3	37.9	38.1	38.3	38.1	40.0	39.6
252	Veneer & plywood - Placages & contreplaqués	38.0	38.0	38.2	37.5	37.1	37.8	37.8	38.5	36.9	36.9	37.5	39.2	39.5
254	Sash, doors & other millwork - Portes, châssis et autres bois travaillés	38.4	37.9	38.3	37.5	37.7	38.1	37.2	38.6	37.3	37.8	38.8	37.9	38.8
261-269	Furniture & fixtures - Meubles et articles d'ameublement	39.1	38.4	39.0	37.9	38.1	39.5	39.1	38.9	38.8	38.5	39.8	38.4	37.5
261	Household furniture - Meubles de maison	39.1	38.4	38.5	37.3	37.8	39.2	38.8	37.8	37.6	37.9	38.7	37.8	37.2
264	Office furniture - Meubles de bureau	42.2	41.7	41.9	41.0	38.5	39.8	40.4	40.4	41.8	39.5	41.3	39.2	38.0
269	Other furniture & fixtures - Autres meubles et articles d'ameublement	35.2	34.8	37.4	36.3	38.2	39.7	38.6	39.7	38.7	38.5	40.1	38.6	37.6
271-279	Paper & allied products - Papier et produits connexes	39.1	39.5	39.4	39.1	38.9	39.4	39.4	39.8	39.7	39.7	39.9	39.8	40.0
271	Pulp & paper - Pâtes et papiers	39.4	39.9	39.9	39.5	38.9	39.4	39.4	40.0	40.0	40.1	40.1	40.2	40.3
272	Asphalt roofing - Papier-toiture asphalté	40.0	40.2	40.3	40.3	40.1	41.4	41.5	40.8	39.7	40.7	39.9	39.8	39.3
273	Paper boxes & bags - Boîtes en carton et sacs en papier	38.0	37.8	37.4	37.5	38.8	39.3	40.2	40.1	39.6	39.6	40.0	39.1	39.2
279	Other converted paper products - Autres produits en papier transformé	38.7	39.0	39.0	38.7	39.1	39.6	38.4	38.3	38.0	37.9	38.7	39.2	39.6
281-284	Printing, publishing & allied ind. - Imprimerie, édition et industries connexes	34.1	34.3	34.8	33.9	33.5	33.1	34.0	33.8	33.7	34.2	35.5	35.8	34.3
281	Commercial printing - Impression commerciale	37.4	38.3	38.7	37.5	36.7	36.3	37.3	35.9	35.5	35.6	36.5	36.1	34.3
282	Platemaking, typesetting & bindery - Clichage, composition et reliure	32.8	32.9	32.6	33.4	33.6	33.8	35.7	36.0	35.4	35.4	36.5	36.0	34.0
283	Publishing - Edition	26.0	26.1	25.8	25.7	26.9	24.5	24.2	28.5	28.8	32.9	34.9	35.7	34.5
284	Combined publishing & printing - Impression et édition combinées	29.7	29.0	29.2	28.6	29.1	28.6	27.6	29.3	30.0	30.5	32.2	34.7	34.3
291-299	Primary metals - Première transformation des métaux	40.9	40.9	40.4	40.0	39.7	40.3	40.9	41.5	41.7	41.4	42.5	41.1	40.0
291	Primary steel - Sidérurgie	40.5	41.1	40.7	39.9	39.2	39.8	40.8	41.3	41.4	41.0	42.5	41.1	40.0
292	Steel pipes & tubes - Tubes et tuyaux d'acier	39.9	39.8	39.2	40.0	40.5	39.9	40.9	42.6	41.8	42.4	44.3	41.1	38.7
294	Iron foundries - Fonderies de fer	42.8	42.5	40.6	40.4	38.7	42.0	43.2	43.3	42.8	42.1	43.4	40.8	40.8
295	Non-ferrous metal smelting & refining - Fonte et affinage des métaux non-ferreux	40.9	40.3	40.1	40.1	40.2	40.2	40.0	40.6	42.1	42.4	42.8	41.2	40.0
296	Aluminum rolling, casting & extruding - Laminage, moulage et ext. de l'aluminium	42.2	40.9	41.2	41.1	40.6	41.7	41.1	42.3	41.3	40.7	40.9	42.0	41.5
297	Copper & alloy rolling, casting & extruding - Laminage, moulage et extrusion du cuivre et de ses alliages	40.7	39.8	38.9	37.9	38.4	40.1	40.2	41.2	41.5	40.1	41.3	40.3	38.8
299	Other metal rolling, casting & extruding - Autre laminage, moulage et extrusion des métaux	42.1	41.5	40.4	40.9	40.1	41.4	41.9	41.6	40.5	39.7	41.7	40.6	39.4
301-309	Fabricated metal products - Fabrication des produits métalliques	40.2	39.7	39.7	39.0	38.8	39.0	39.5	40.0	39.3	39.3	40.6	39.7	39.6
301	Power boilers & heat exchangers - Chaudières à pression et échangeurs de chaleur	38.2	39.2	39.6	38.9	37.0	39.2	39.6	42.3	41.4	42.1	42.1	40.1	40.1
302	Fabricated structural metal products - Éléments de charpentes métalliques	37.3	38.0	37.8	37.3	37.8	38.4	38.9	39.2	39.2	39.7	40.8	40.1	39.8
303	Ornamental & architectural metal products - Produits métalliques d'ornement et d'architecture	40.9	39.8	40.3	39.1	38.9	37.4	38.0	39.2	36.9	38.8	39.3	38.7	39.1
304	Stamped, pressed & coated metal products Embout., matriçage et revêtement des métaux	40.3	39.3	39.9	39.8	38.7	38.9	39.3	39.6	39.3	39.1	40.5	39.4	39.4

Table 6
Estimates of Average Weekly Hours, for Employees paid by the Hour, by
Industry, Canada, Provinces and Territories.

SIC	Industry	HOURS - HEURES												
		1987	1988	1989	1990	1991	1992	1993	1994	1995	1996	1997	1998	1999
CTI	Industrie													
CANADA														
305	Wire & wire products - Fil métallique et ses produits	36.0	37.4	37.7	36.6	37.5	39.2	39.0	39.0	39.2	39.1	40.5	40.0	39.9
306	Hardware, tools & cutlery - Articles de quincaillerie, d'outillage et coutellerie	45.5	43.7	44.3	43.3	41.4	42.3	42.2	41.8	41.1	40.1	42.0	40.8	40.2
307	Heating equipment - Matériel de chauffage	37.4	37.8	38.6	38.7	38.0	38.6	37.7	36.9	39.1	38.1	39.2	38.5	38.9
308	Machine shops - Ateliers d'usinage	39.5	39.8	38.5	37.4	38.8	37.8	39.3	39.7	39.0	39.0	40.3	39.4	39.5
309	Other metal fabricating - Autres produits en métal	40.1	39.8	38.9	38.8	39.3	38.7	39.5	39.8	38.8	39.3	40.4	39.8	39.7
311-319	Machinery (ex. elect. mach.) - Machinerie (sauf électrique)	39.8	40.1	39.8	39.3	38.4	39.4	40.2	41.1	40.3	39.8	41.2	38.9	40.3
311	Agricultural implements - Instruments aratoires	38.8	39.5	40.0	38.5	36.7	38.8	39.1	39.3	38.1	39.7	39.7	38.1	39.5
312	Commercial refrig. & air cond. equip. - Matériel commer. de réfrigération et climatisation	38.4	38.1	37.4	37.9	37.9	38.7	40.9	42.0	42.0	40.1	39.7	37.4	39.3
319	Other machinery & equipment - Autres machineries et équipements	40.1	40.3	40.0	39.5	38.6	39.5	40.4	41.3	40.5	39.8	41.6	39.1	40.5
321-329	Transportation equipment - Matériel de transport	40.6	41.0	40.2	39.8	39.0	40.1	41.1	41.6	40.9	41.0	42.0	40.3	41.6
321	Aircraft & aircraft parts - Aéronefs et pièces d'aéronefs	41.5	42.6	41.6	40.9	39.2	39.3	39.9	40.9	41.0	41.1	42.5	41.7	43.0
323	Motor vehicles - Véhicules automobiles	41.6	42.0	40.6	40.4	40.0	41.4	42.5	43.2	42.3	42.3	42.8	42.8	42.4
324	Truck & bus bodies & trailers - Carrosseries de camions, d'autobus et de remorques	38.0	38.1	38.4	38.0	37.8	38.3	37.7	37.1	36.9	38.6	39.1	36.5	39.7
325	Motor vehicle parts & accessories - Pièces et accessoires pour véhicules automobiles	40.1	40.5	39.7	39.5	38.3	39.9	41.1	41.7	40.9	40.8	42.3	39.4	41.3
326	Railroad rolling stock - Matériel ferroviaire roulant	39.0	40.0	40.5	39.5	38.9	39.2	40.6	40.9	41.1	40.5	42.2	40.5	41.3
327	Shipbuilding & repair - Construction et réparation de navires	38.8	39.3	38.9	38.5	39.9	40.0	41.9	41.9	39.7	41.5	43.1	..	41.0
328	Boatbuilding & repair - Construction et réparation d'embarcations	45.5	43.4	41.7	40.7	36.5	39.7	37.5	37.6	36.9	..	39.3
331-339	Electrical & electronic products - Produits électriques et électroniques	39.2	39.8	39.2	38.9	38.5	39.1	39.2	39.4	38.5	38.4	40.3	38.8	38.5
330	Electrical & electronic products n.e.c. - Produits électriques et électroniques n.c.a.	39.0	39.3	39.1	39.1	39.3	39.1	39.8	41.6	39.6	39.9	41.1	38.6	38.2
332	Major appliances (electric & non-elect.) - Gros appareils (électriques ou non)	38.2	38.0	37.4	37.0	36.4	38.8	39.6	38.4	37.2	40.1	39.3	38.9	38.3
335	Communication & other electronic equip. - Equip. de comm. et autre matériel électronique	40.8	41.6	39.6	39.2	38.1	38.9	38.1	37.9	37.6	36.8	39.5	38.7	38.4
336	Office, store & business machines - Machines pour bureaux, magasins et commerces	35.3	35.7	37.2	36.7	37.0	37.9	37.3	38.2	38.1	39.1	40.7	39.1	38.9
337	Electrical industrial equipment - Matériel électrique d'usage industriel	38.1	39.5	39.6	39.4	38.8	39.1	40.2	40.4	40.5	39.5	41.1	39.0	38.6
338	Communications & energy wire and cable - Fils et câbles électr. et de communication	41.2	41.6	40.7	39.6	39.5	40.6	41.4	40.4	38.4	39.9	41.9	39.8	38.9
351-359	Non-metallic mineral products - Produits minéraux non métalliques	40.4	40.6	40.6	40.1	39.3	39.4	39.3	39.4	38.9	39.4	40.7	41.6	40.0
350	Non-metallic mineral products n.e.c. - Produits minéraux non métalliques n.c.a.	38.9	39.2	39.8	39.1	38.8	39.1	39.0	39.4	39.1	39.8	41.7	42.2	40.9
352	Hydraulic Cement - Ciment hydraulique	38.6	40.2	41.6	40.5	41.0	41.0	41.1	41.2	41.8	41.2	42.0	45.4	43.4
354	Concrete products - Produits en béton	41.2	40.8	38.8	39.6	40.1	39.7	40.0	39.5	38.4	40.3	40.4	41.1	39.7
355	Ready-mix concrete - Béton préparé	42.3	42.4	43.0	42.0	38.5	38.8	38.6	37.9	39.1	38.2	40.4	41.4	39.9
356	Glass & glass products - Verre et articles en verre	40.9	41.0	41.0	40.2	39.3	39.7	39.5	40.1	38.2	39.2	39.7	40.3	38.3
361-369	Refined petroleum & coal products - Produits raffinés du pétrole et du charbon	47.0	49.2	50.0	50.1	43.7	43.1	45.1	44.5	45.8	45.8	48.1	40.2	40.0
361	Refined petroleum products - Produits raffinés du pétrole	47.5	49.8	50.5	50.8	43.9	43.2	45.3	46.3	48.2	48.1	50.4	40.4	40.2
369	Other petroleum & coal products - Autres ind. des prod. du pétrole et du charbon	42.3	43.5	44.7	43.4	42.0	42.8	44.5	39.3	40.0	38.9	42.6	39.1	38.6

Table 6
Estimates of Average Weekly Hours, for Employees paid by the Hour, by
Industry, Canada, Provinces and Territories.

SIC 1980 CTI	Industry Industrie	HOURS - HEURES												
		1987	1988	1989	1990	1991	1992	1993	1994	1995	1996	1997	1998	1999
CANADA														
371-379	Chemical & chemical products - Produits chimiques	40.7	40.7	40.6	40.1	39.6	39.0	38.9	38.5	38.0	37.9	39.2	38.2	38.9
371	Industrial chemicals n.e.c. - Produits chimiques d'usage industriel n.c.a.	42.8	43.0	43.8	42.3	41.3	40.2	39.6	40.4	40.5	40.0	41.5	38.8	39.2
372	Agricultural chemicals - Produits chimiques d'usage agricole	41.3	40.0	41.1	40.2	40.6	39.4	38.6	38.0	36.9	36.5	38.4	38.3	38.7
373	Plastic & synthetic resin - Matières plastiques et résines synthétiques	44.6	43.0	42.5	42.1	41.7	41.9	40.3	39.8	38.7	38.2	38.8	38.3	39.5
374	Pharmaceuticals & medicine - Produits pharmaceutiques et médicaments	38.0	37.8	38.1	38.4	36.5	36.9	37.4	37.0	36.8	37.3	39.0	38.2	39.1
375	Paint & varnish - Peintures et vernis	37.9	38.2	38.6	38.4	38.2	38.4	39.9	36.9	38.9	37.9	38.3	37.8	38.5
376	Soap & cleaning compounds - Savons et composés pour nettoyage	40.2	40.8	40.2	41.3	40.6	38.0	37.7	37.3	37.2	35.6	37.0	37.6	38.8
377	Toilet preparations - Produits de toilette	40.4	39.8	37.4	35.5	37.8	37.0	36.1	36.1	35.3	36.2	37.7	37.5	38.6
379	Other chemical products - Autres produits chimiques	40.9	41.3	41.3	40.6	40.1	39.6	40.2	39.5	38.2	38.5	39.7	38.3	38.8
391-399	Other manufacturing industries - Autres industries manufacturières	37.5	38.0	37.6	36.9	37.8	37.3	37.3	38.5	37.6	38.1	39.6	37.9	37.5
401-449	Construction - Construction	38.2	38.5	38.2	38.2	37.3	36.8	36.7	37.8	37.3	37.8	38.2	38.0	37.3
401-402	Bldg, developing & general contracting - Constructeurs, promoteurs et entrep. généraux	37.4	37.6	36.8	37.2	36.9	36.2	35.6	37.3	36.3	36.9	37.4	37.9	36.5
401	Residential building & development - Promotion et construction de bâtiments résidentiels	36.5	36.7	35.8	36.1	35.7	35.3	35.2	36.6	35.5	35.6	36.3	36.9	36.3
402	Non-residential building & development - Promotion & constr. de bâtiments non résidentiels	39.3	39.4	38.8	39.5	38.9	38.0	36.5	38.6	38.0	39.5	40.0	39.9	36.7
411-412	Industrial & heavy (engineering) construction - Constr. lourde et industrielle (génie)	42.3	42.9	43.0	43.2	40.7	41.5	42.2	43.2	42.7	42.4	42.4	43.3	42.8
411	Industrial const. (other than buildings) - Constr. industrielle (autre que bâtiment)	42.2	42.8	42.8	43.6	42.6	39.3	41.0	42.3	42.6	43.7	43.7	46.2	43.3
412	Highway & heavy constr. - Constr. de routes et constr. lourde	42.4	43.0	43.1	43.1	40.3	42.0	42.6	43.6	42.8	42.0	41.9	42.4	42.6
421-429	Trade contracting - Entrepreneurs spécialisés	37.7	38.1	37.8	37.5	36.7	35.9	35.9	36.8	36.5	37.1	37.6	36.8	36.3
441-449	Services incidental to construction - Services relatifs à la construction	37.7	36.7	38.1	36.3	34.7	33.2	31.1	34.9	34.1	37.6	38.1	36.2	37.9
041-449	Goods producing industries - Branches productrices de biens	38.7	39.0	38.7	38.4	37.9	38.1	38.3	38.7	38.4	38.4	39.3	38.6	38.5
451-499	Transportation, storage, comm. & other utilities - Transp., entreposage, comm. et autres services publics	37.6	39.1	38.5	37.8	37.6	37.1	36.7	36.8	36.7	36.9	36.6	36.2	35.9
451-479	Transportation & storage - Transport et entreposage	37.7	39.5	38.7	37.3	36.7	36.4	36.2	36.5	36.6	37.0	36.6	36.4	35.9
451-459	Transportation - Transport	37.7	39.6	38.7	37.4	36.7	36.4	36.2	36.4	36.6	37.1	36.6	36.4	35.8
451	Air transport - Transport aérien	38.0	39.5	37.0	32.7	30.2	29.4	29.5	31.0	31.9	34.1	34.4	35.0	33.0
452	Services incidental to air transport - Services relatifs au transport aérien	28.7	34.4	28.4	30.0	30.8	31.9	32.7	30.4	36.5	35.2	32.3	34.2	32.4
453	Railway transport & related services - Transport et services ferroviaires	40.8	42.8	41.9	41.8	41.3	41.7	41.8	42.5	42.9	43.3	43.5	41.2	39.9
454	Water transport - Transport par eau	35.2	38.0	38.3	35.8	35.2	36.1	36.7	37.1	38.7	37.3	38.0	37.1	34.2
455	Services incidental to water transport - Services relatifs au transport par eau	41.4	46.4	46.6	42.6	35.2	34.2	34.9	33.9	32.2	34.4	37.3	36.3	34.0
456	Truck transport - Camionnage	36.6	38.5	37.8	37.0	36.4	35.6	35.5	36.1	36.1	36.3	35.7	36.3	37.3
457	Public passenger transit systems - Transport en commun	40.7	40.4	40.2	36.4	35.8	35.4	34.7	34.4	35.1	35.8	36.1	34.8	34.3

Annual Estimates of Employment, Earnings and Hours, 1987-1999, Statistics Canada
Estimations annuelles de l'Emploi, des gains et de la durée du travail, 1987-1999, Statistique Canada

Table 6
Estimates of Average Weekly Hours, for Employees paid by the Hour, by
Industry, Canada, Provinces and Territories.

SIC	Industry	HOURS - HEURES												
		1987	1988	1989	1990	1991	1992	1993	1994	1995	1996	1997	1998	1999
1980														
CTI	Industrie													
CANADA														
458-459	Transportation n.e.c. - Transport n.c.a.	35.0	37.3	36.0	36.0	37.2	37.5	37.4	37.6	37.5	36.0	36.3	33.9	
461-461	Pipeline transport - Transport par pipelines	36.0	37.9	36.7	36.2	36.3	37.9	37.7	38.5	39.3	39.3	40.7	39.7	
471-479	Storage & warehousing - Entreposage et emmagasinage	35.1	36.8	34.8	34.2	36.0	36.0	35.6	37.1	36.6	36.3	36.4	37.5	
471	Grain elevators - Silos à grain	40.3	41.1	36.5	35.0	38.0	40.1	38.7	38.9	38.3	37.1	38.4	38.2	
479	Other storage & warehousing - Autres entreposage et emmagasinage	31.7	34.0	34.0	33.9	35.2	34.2	34.9	36.5	36.1	36.1	35.9	37.2	
481-499	Communication & other utilities - Communications et autres services publics	37.3	38.4	38.3	38.7	39.3	38.6	37.8	37.5	36.9	36.5	36.6	35.8	
481-484	Communication - Communications	33.6	35.3	35.7	36.2	37.4	36.2	34.8	34.5	33.9	34.2	34.5	34.9	
481	Telecommunication broadcasting - Diffusion des télécommunications	27.7	29.9	32.7	31.9	32.2	31.9	28.3	29.7	30.6	31.5	32.3	36.1	
482	Telecommunication carriers - Transmission des télécommunications	38.9	40.9	41.5	42.2	41.7	39.4	37.1	37.1	35.9	36.2	36.1	34.8	
483	Other telecommunication - Autres télécommunications	25.5	27.0	30.7	29.3	29.1	31.3	34.3	35.0	32.6	32.3	33.1	35.0	
484	Postal & courier service - Services postaux et services de messagers	27.3	28.2	27.4	27.9	32.0	32.6	33.7	33.1	33.0	33.1	33.8	34.6	
491-499	Other Utilities - Autres services publics	41.0	41.3	40.8	41.2	41.2	40.9	40.6	40.5	40.3	39.5	39.4	37.5	
491	Electric power systems - Énergie électrique	41.8	42.5	42.2	42.1	42.1	41.8	41.6	41.8	41.8	41.1	40.6	38.3	
492	Gas distribution systems - Distribution de gaz	38.8	38.6	38.5	38.3	38.6	38.5	38.7	38.5	37.2	36.0	36.1	36.9	
493	Water systems - Distribution d'eau	40.3	40.4	40.8	41.1	40.8	41.0	40.9	40.1	39.7	38.4	37.6	35.8	
499	Other utilities n.e.c. - Autres services publics n.c.a.	39.4	39.1	37.9	39.7	39.6	38.8	38.1	38.0	38.0	37.0	38.2	35.5	
501-692	Trade - Commerce	28.7	28.5	28.5	28.3	27.7	27.2	27.7	28.1	27.9	28.0	28.1	28.9	
501-599	Wholesale Trade - Commerce de gros	36.1	35.8	35.7	35.1	35.0	34.7	35.2	35.4	35.3	35.9	35.4	35.4	
501-501	Farm products - Produits agricoles	29.6	28.3	33.0	25.3	28.1	27.9	25.7	29.9	32.8	34.9	34.8	33.3	
511-511	Petroleum products - Produits pétroliers	39.4	36.9	37.7	34.2	34.8	34.3	36.6	37.3	36.8	36.9	37.6	33.9	
521-524	Food, beverage, drug & tobacco - Produits alimentaires, boissons, médicaments et tabac	32.9	33.6	33.5	33.6	33.6	33.0	34.2	34.5	34.3	33.9	33.1	32.0	
523-524	Drug & tobacco - Médicaments & tabac	32.4	34.5	34.5	32.9	33.4	34.5	36.1	36.1	33.6	35.0	29.3	31.8	
521	Food - Produits alimentaires	32.9	33.4	33.4	33.7	33.6	32.8	33.9	34.0	34.5	33.5	34.3	32.0	
522	Beverages - Boissons	33.8	33.9	33.0	33.2	33.8	34.7	33.8	36.6	35.4	34.9	35.0	32.6	
531-532	Apparel & dry goods - Vêtements et mercerie	34.7	39.1	39.2	36.5	29.4	32.7	33.8	35.1	34.0	34.9	34.7	31.7	
531	Apparel - Vêtements	33.9	36.3	37.6	35.6	27.1	31.8	33.2	34.3	33.7	34.7	34.5	31.7	
532	Dry goods - Tissus et articles de mercerie	35.6	42.8	41.4	37.6	36.9	37.2	36.8	37.7	35.4	35.9	35.3	31.7	
541-543	Household goods - Articles ménagers	42.9	40.5	36.5	35.5	35.4	34.8	34.7	34.4	34.6	36.3	35.8	32.0	
541	Electr. & electronic household appl. & parts - App. ménagers élect. et électroniques et pièces	34.8	36.1	36.5	31.5	31.7	34.0	31.1	32.8	33.3	36.5	36.0	31.9	
542	Household furniture - Meubles de maison	41.8	37.7	33.9	34.6	33.0	36.6	31.3	36.6	37.3	35.9	34.9	32.6	
543	Household furnishings - Accessoires ménagers	44.6	42.6	36.7	37.4	36.9	34.8	36.5	34.8	34.7	36.4	35.9	32.0	
551-552	Motor vehicles, parts & accessories - Véhicules auto., pièces et accessoires	36.7	36.7	37.8	37.6	37.5	38.5	38.0	37.3	37.2	37.0	36.8	37.7	
551	Motor vehicles - Véhicules automobiles	36.5	36.4	37.8	38.1	35.8	35.9	38.2	36.9	36.3	36.8	36.9	37.9	
552	Motor vehicles parts & accessories - Pièces et accessoires de véhicules automobiles	36.9	37.0	37.7	37.4	38.5	39.6	37.9	37.5	37.7	37.1	36.8	37.6	
561-563	Metals, hardware, plumbing, heating & building materials - Métaux, quincaillerie, matér. de plomberie, de chauffage et de construction	36.0	35.4	35.3	35.3	35.0	34.5	34.7	34.7	34.7	35.0	34.7	36.0	
561	Metal & metal products - Métaux et produits en métal	33.7	34.3	34.3	34.2	37.4	38.0	39.6	39.0	41.0	39.1	38.7	36.6	
562	Hardware, plumbing, heating & air cond. equip supplies - Quincaillerie, mat. & fournitures de plomb. chauffage & climatisation	37.4	35.7	35.9	36.2	35.1	34.4	34.6	34.8	35.0	36.7	36.0	36.1	
563	Lumber & building materials - Bois et matériaux de construction	35.9	35.5	35.2	35.2	34.7	34.1	34.0	33.9	33.5	33.7	33.6	35.8	

Table 6
Estimates of Average Weekly Hours, for Employees paid by the Hour, by
Industry, Canada, Provinces and Territories.

SIC 1980 CTI	Industry Industrie	HOURS - HEURES												
		1987	1988	1989	1990	1991	1992	1993	1994	1995	1996	1997	1998	1999
CANADA														
571-579	Machinery, equipment & supplies - Machines, matériel et fournitures	38.4	37.8	37.9	37.3	36.7	35.9	36.1	36.2	36.1	37.3	36.8	36.6	36.1
571	Farm machinery, equipment & supplies - Machines, matériel et fournitures agricoles	39.6	38.4	39.0	38.5	38.8	36.0	37.0	36.7	36.3	36.5	36.0	37.1	36.5
572	Const., forest. & mining mach. equip. & suppl.- Mach., mat. & fourn. (const., forêts, mines)	38.6	38.9	38.8	38.3	37.8	39.1	40.2	39.9	39.6	39.6	39.3	38.4	36.9
573	Industrial machinery, equipment & supplies - Machines, matériel et fournitures industriels	40.5	40.4	41.0	40.2	36.6	37.2	37.1	36.6	36.5	38.0	37.7	37.6	36.7
574	Electrical & electronic mach. equip. & supplies - Machines, matér., fourn. électric. & électro.	42.3	41.0	40.9	41.1	38.0	35.1	34.0	35.0	35.2	37.1	36.1	34.3	34.7
579	Other machinery, equipment & supplies - Autres machines, matériel et fournitures	34.6	34.1	34.5	33.6	34.4	34.7	34.5	35.2	35.2	36.5	36.2	36.9	36.6
591-599	Other wholesale products - Autres produits divers, commerce de gros	35.9	35.4	34.1	34.7	34.6	35.0	35.4	35.1	35.2	36.1	35.5	34.9	36.0
601-692	Retail trade - Commerce de détail	27.2	27.0	26.8	26.7	26.1	25.6	25.9	26.3	26.0	25.8	26.1	26.5	26.9
601-603	Food, beverage and drug - Aliments, boissons et médicaments	26.2	25.9	25.6	25.9	26.0	24.9	25.0	25.2	24.8	24.9	25.2	25.3	25.7
601	Food stores - Magasins d'alimentation	26.2	26.0	25.7	26.0	25.9	24.4	24.6	24.5	24.1	24.0	24.4	25.3	25.8
602	Liquor, wine & beer stores - Magasins de spiritueux, vin et bière	29.3	28.6	29.3	28.6	27.7	27.1	27.7	28.5	27.7	29.7	29.1	25.9	24.9
603	Prescription drugs & patent medicine stores - Mag. de médicaments sur ordonnance & brevetés	25.2	24.8	24.2	24.7	25.7	26.1	25.9	27.1	27.0	27.0	27.3	25.4	25.2
611-615	Shoe, apparel, fabric & yarn - Chaussures, vêtements, tissus et filés	25.1	24.6	23.7	23.2	23.1	22.6	22.6	23.3	22.9	22.4	22.4	23.2	23.1
611	Shoe stores - Magasins de chaussures	28.0	27.4	27.4	24.4	22.7	22.6	22.3	23.4	21.2	22.2	22.5	23.5	23.5
612	Men's clothing stores - Magasins de vêtements pour hommes	25.0	25.0	22.7	22.3	24.5	23.7	24.6	25.7	25.3	24.7	23.1	25.3	24.8
613	Women's clothing stores - Magasins de vêtements pour dames	25.6	25.0	23.8	23.8	23.0	21.7	21.2	21.9	22.1	21.4	21.1	22.7	23.1
614	Clothing stores n.e.c. - Magasins de vêtements n.c.a.	23.4	22.7	22.6	22.5	22.8	23.4	23.3	23.6	23.7	22.6	23.1	22.9	22.5
615	Fabric & yarn stores - Magasins de tissus et de filés	25.1	24.3	24.0	23.3	22.2	20.3	24.9	25.1	24.0	25.3	25.1	23.6	22.4
621-623	Household furniture, appliances & furnishings - Meubles, appareils et accessoires de maison	31.1	30.0	30.8	29.7	28.4	28.2	28.1	29.0	29.1	28.6	29.0	28.7	29.8
621	Household furniture stores - Magasins de meubles de maison	30.9	30.3	30.7	29.9	29.3	29.0	30.5	29.7	29.9	29.7	29.8	29.4	29.9
622	Appliance, TV, radio & stereo stores - Magasins ménagers, tv, radio & appar. stéréo	31.2	29.6	31.1	29.5	27.7	26.5	26.9	29.1	29.1	28.8	29.0	28.4	29.9
623	Household furnishings stores - Magasins d'accessoires d'ameublement	31.2	30.0	30.6	29.9	28.0	29.3	27.4	27.9	28.2	26.9	28.1	28.2	29.6
631-639	Auto vehicles, parts & access., sales & serv. Véhicules autos, pièces & access., vente & serv.	31.7	32.4	32.9	32.6	32.4	31.7	31.8	32.1	31.9	30.8	31.3	32.4	32.3
631	Automobile dealers - Concessionnaires d'automobiles	34.9	35.5	36.1	36.7	36.9	36.1	36.1	36.0	34.9	34.1	34.9	36.1	36.3
632	Recreational vehicle dealers - Marchands de véhicules de loisir	33.0	34.0	35.3	33.6	32.4	33.7	35.0	33.5	33.8	30.7	31.8	34.5	35.6
633	Gasoline service stations - Stations-service	28.8	29.9	30.2	29.8	29.1	28.4	27.9	28.9	28.9	27.3	26.7	27.0	26.7
634	Automotive parts & accessories stores - Mag. de pièces et accessoires pour automobiles	29.4	28.9	28.5	28.1	28.4	28.6	28.6	29.2	28.8	28.2	28.7	31.5	31.7
635	Motor vehicle repair shops - Ateliers de réparation d'automobiles	34.7	35.5	36.1	35.7	36.8	35.1	35.7	33.7	33.6	31.3	31.5	33.4	34.1
639	Other motor vehicle services - Autres services pour automobiles	30.2	31.1	30.9	30.3	27.9	29.3	27.4	29.3	30.1	28.1	27.2	30.6	31.0
641-641	General merchandise stores - Magasins de marchandises diverses	24.3	24.1	23.3	23.2	21.8	22.0	22.8	23.3	22.8	22.8	23.5	24.2	26.7
651-692	Other retail n.e.c. - Autres commerces de détail n.c.a.	26.5	26.2	26.4	26.2	25.4	24.5	25.5	26.0	25.7	25.6	25.2	24.8	25.6

Annual Estimates of Employment, Earnings and Hours, 1987-1999, Statistics Canada
Estimations annuelles de l'Emploi, des gains et de la durée du travail, 1987-1999, Statistique Canada

Table 6
Estimates of Average Weekly Hours, for Employees paid by the Hour, by Industry, Canada, Provinces and Territories.

SIC 1980 CTI	Industry Industrie	HOURS - HEURES												
		1987	1988	1989	1990	1991	1992	1993	1994	1995	1996	1997	1998	1999
CANADA														
	701-761 Finance, insurance & real estate - Finances, assur. & affaires immobilières	26.4	26.4	26.6	27.0	25.2	24.9	25.4	25.9	25.9	26.5	28.4	28.2	28.8
	701-749 Finance & insurance - Intermédiaires financiers et assurances	25.1	25.1	25.7	26.4	24.8	24.2	24.6	25.2	25.1	26.3	28.0	28.5	28.9
	701-709 Deposit accepting intermediaries - Intermédiaires financiers de dépôts	22.8	22.9	23.9	24.0	23.4	22.5	22.4	23.8	23.8	24.9	26.6	27.5	28.1
	701-702 Banks - Banques	21.3	21.3	22.6	22.5	22.0	21.1	21.5	22.4	22.4	23.3	24.3	27.4	27.2
	703 Trust Companies - Sociétés de fiducie	23.6	23.4	25.4	24.7	23.5	23.1	22.7	24.3	24.6	26.1	27.6	28.1	27.1
	705 Credit unions - Caisses d'épargne et de crédit	24.5	25.3	25.7	26.2	25.4	24.7	23.8	26.1	26.0	27.2	30.3	27.6	29.5
	711-712 Consumer & business financing intermediaries - Crédit à la consommation et aux entreprises	24.4	25.8	23.2	25.8	28.7	29.5	29.9	25.9	26.8	26.1	30.1	28.8	31.7
	721-729 Investment intermediaries - Intermédiaires d'investissement	34.7	32.4	31.3	34.2	29.9	30.4	30.6	29.5	28.0	28.6	30.3	30.1	29.6
	731-733 Insurance - Assurances	27.3	27.8	25.7	28.7	28.3	27.2	29.1	27.3	28.6	29.3	31.1	30.6	31.9
	741-749 Other financial intermediaries - Autres intermédiaires financiers	21.6	17.2	20.2	22.9	25.1	24.1	28.5	25.3	26.3	28.9	29.3	31.0	30.2
	751-761 Real estate operators & insurance agent - Services immobiliers & agences d'assurances	28.1	28.1	27.9	28.0	25.8	26.1	26.8	27.0	27.2	26.8	29.2	27.6	28.5
	751-759 Real estate operators (exc'l developers) - Services immobiliers (sauf lotisseurs)	28.3	28.6	29.2	28.6	26.9	27.1	27.5	27.6	27.7	26.5	28.7	27.1	29.4
	761-761 Insurance & real estate agent - Agences d'assur. et agences immobilières	27.3	26.6	24.0	26.6	24.1	23.4	25.3	26.0	26.4	27.2	29.8	28.2	26.9
	771-779 Comm., business & pers. services - Services 851-999 socio-culturels, comm. et pers.	26.6	26.9	26.4	26.4	26.4	26.2	26.2	26.4	26.4	26.5	26.7	26.8	26.9
	771-779 Business services - Services aux entreprises	27.8	28.5	29.0	29.0	29.1	29.6	29.4	29.6	29.9	31.2	31.0	31.8	32.1
	771 Employment agencies & personnel suppliers - Bureaux de placement et location de pers.	21.1	21.4	20.5	22.3	23.9	26.4	26.5	27.8	28.5	29.0	29.9	30.6	30.1
	772 Computer & related services - Services informatiques et services connexes	32.3	32.3	31.6	28.6	28.6	27.7	29.6	31.3	29.4	32.7	33.1	32.9	33.5
	773 Accounting & bookkeeping services - Serv. de comptabilité et tenue de livres	26.3	30.9	31.2	28.4	28.4	25.9	24.4	26.3	25.2	27.8	28.1	30.2	31.1
	774 Advertising services - Services de publicité	23.2	26.5	27.7	26.3	25.6	28.4	27.4	27.7	27.3	30.0	29.2	30.0	30.0
	775 Arch., eng. & other scientific & tech. serv. - Arch., ingénieurs et autres serv. scient. et tech.	32.3	34.4	37.3	36.7	36.1	35.4	35.6	35.0	33.9	34.8	33.3	36.5	37.9
	776 Offices of lawyers & notaries - Études d'avocats et de notaires	22.9	25.9	21.5	27.6	24.4	25.3	25.8	27.1	28.3	31.3	31.3	26.9	26.7
	777 Management consulting services - Bureaux de conseils en gestion	32.3	31.2	35.0	31.6	28.5	27.4	29.1	29.2	30.5	32.1	31.7	30.4	31.2
	779 Other business services - Autres services aux entreprises	29.1	28.9	28.6	29.2	29.5	30.4	29.9	29.6	30.5	30.7	30.3	31.3	30.8
	851-859 Educational & related services - Services d'enseignement et services annexes	26.2	26.0	23.6	22.7	18.9	19.1	19.1	20.3	22.3	19.7	20.5	24.0	22.7
	851-853 Educational services - Services d'enseignement	34.3	34.5	34.6	34.6	34.6	34.7	34.5	34.4	34.1	33.2	34.0	34.5	33.4
	851 Elementary & secondary education - Enseignement élémentaire et secondaire	34.1	34.4	34.4	34.5	34.6	34.6	34.4	34.3	34.0	33.1	34.2	34.7	32.2
	852 Post-second. non-university education - Enseignement postsecondaire non univers.	34.5	34.6	34.5	34.1	33.7	33.6	33.5	33.5	33.7	33.3	33.3	33.2	32.8
	853 University education - Enseignement universitaire	34.5	34.6	34.9	35.1	35.1	35.3	35.3	35.2	34.6	33.4	33.6	34.5	36.5
	854-859 Libraries, museums & other educational serv. - Biblio., musées & autres serv. d'enseignement	26.2	26.0	23.6	22.7	18.9	19.1	19.1	20.3	22.3	19.7	20.5	24.0	22.7
	854 Library services - Bibliothèques	24.7	24.3	21.1	20.3	16.5	17.0	17.4	17.7	18.1	18.6	19.8	23.5	22.2
	855 Museums & archives - Musées et archives	31.9	31.7	27.5	25.3	24.3	26.4	24.8	23.4	25.8	21.3	21.9	25.7	24.2

Annual Estimates of Employment, Earnings and Hours, 1987-1999, Statistics Canada
Estimations annuelles de l'Emploi, des gains et de la durée du travail, 1987-1999, Statistique Canada

Table 6
Estimates of Average Weekly Hours, for Employees paid by the Hour, by
Industry, Canada, Provinces and Territories.

Tableau 6
Estimations des heures hebdomadaires moyennes, pour les salariés rémunérés à
l'heure, par industrie, Canada, provinces et territoires.

SIC	Industry	HOURS - HEURES												
		1987	1988	1989	1990	1991	1992	1993	1994	1995	1996	1997	1998	1999
1980														
CTI	Industrie													
CANADA														
859	Other educational services - Autres services d'enseignement	25.9	25.8	27.4	26.5	20.6	17.8	19.0	23.0	26.3	20.1	20.4	23.5	22.3
861-869	Health & social services - Services de soins de santé et services sociaux	28.4	28.5	28.3	28.1	28.1	28.1	28.0	27.9	27.8	27.5	28.3	28.2	27.9
861,862 & 864	Inst. health & soc. serv., in/out social services & institutions - Établ. de santé & serv. soc. en/hors institution	29.0	29.1	28.8	28.8	28.9	28.9	28.7	28.6	28.6	28.3	28.9	28.9	28.2
861	Hospitals - Hôpitaux	30.2	30.3	30.0	30.0	30.1	30.0	29.9	29.8	30.0	29.9	30.3	30.4	29.3
862	Other institutional health & social services - Autres établ. de soins de santé & serv. sociaux	26.5	26.5	26.1	26.2	26.4	26.9	26.6	26.3	26.2	25.8	26.7	27.2	26.8
864	Non-institutional social services - Services sociaux hors institution	26.9	26.7	26.1	26.5	25.5	25.5	26.1	25.2	25.2	24.9	26.5	25.5	26.1
863 & 865-869	Other health & social services n.e.c. - Autres services de soins de santé et sociaux n.c.a.	24.3	24.8	25.5	24.5	24.5	24.3	24.2	24.7	24.3	25.0	26.3	25.9	27.1
863	Non-institutional health services - Services de soins de santé hors institution	32.2	31.1	32.8	26.9	27.5	28.9	28.3	26.6	25.6	25.8	24.7	25.9	27.5
865	Private practice of physicians, surgeons & dentist - Cabinets privés de médecins chirurgiens, dentistes	22.9	24.5	24.5	24.2	24.0	23.5	24.1	25.3	24.8	25.4	26.6	25.3	26.5
866	Offices of other health practitioners - Cabinets d'autres praticiens de la santé	23.2	23.9	23.9	24.7	24.5	23.6	24.4	23.1	22.3	23.3	24.5	24.3	25.5
868	Medical & other health laboratories - Laboratoires médicaux et autre lab. de santé	24.1	23.5	25.3	26.0	27.4	26.9	26.0	26.6	28.1	28.1	29.7	29.2	28.7
869	Health & social service assn's & agencies - Assoc. & org. de santé et de services sociaux	22.7	22.5	22.7	22.2	22.0	22.0	20.5	20.7	21.2	23.0	28.0	27.2	28.0
911-922	Accommodation, food & beverage services - Hébergement et restauration	24.2	24.5	23.5	23.9	23.6	23.5	23.4	24.0	24.2	23.9	23.6	23.2	23.9
911-914	Accommodation services - Services d'hébergement	27.4	27.3	26.5	27.0	27.0	26.8	26.9	27.7	28.2	27.3	27.6	27.1	27.9
912-914	Other accomodation services n.e.c. - Autres services d'hébergement n.c.a.	26.7	33.4	31.3	29.5	29.5	26.6	25.0	29.6	30.4	28.2	28.9	27.6	27.9
911	Hotels, motels & tourist courts - Hôtels, motels et camps pour touristes	27.5	27.0	26.3	26.9	26.8	26.8	27.1	27.6	28.0	27.2	27.5	27.1	27.9
921-922	Food & beverage services - Services de la restauration	23.2	23.6	22.6	22.9	22.5	22.4	22.4	22.9	23.1	22.9	22.5	22.3	22.8
921	Food services - Services de restauration	23.2	23.6	22.6	22.9	22.5	22.2	22.3	22.9	23.1	22.9	22.5	22.3	22.8
922	Taverns, bars & night clubs - Tavernes, bars et boîtes de nuit	23.3	23.7	22.5	22.9	23.1	24.9	23.7	23.9	23.2	23.3	22.6	22.2	22.7
961-999	Miscellaneous services - Services divers	26.3	26.9	26.1	26.1	26.0	24.9	25.6	25.7	25.2	25.6	26.0	25.9	25.5
961-969	Amusement & recreational services - Services de divertissements et de loisirs	24.3	25.8	24.6	24.2	24.1	22.7	22.9	24.0	23.8	24.1	24.9	24.1	23.5
960	Other amusement & recreational services n.e.c. - Autres serv. de divertis. et de loisirs n.c.a.	25.1	26.1	24.8	23.7	23.7	22.8	22.1	23.3	23.8	24.0	24.4	24.0	24.3
961	Motion picture, audio & video prod. & distr. - Prod. & distr. films et mat. audiovisuel	20.7	24.5	21.8	26.7	28.9	27.8	26.3	29.7	27.4	28.9	29.0	27.4	24.9
962	Motion picture exhibition - Projection de films cinématographiques	22.2	21.6	20.6	18.1	16.1	17.1	18.3	18.6	17.5	17.4	18.8	21.0	21.0
965	Sports & recreation clubs & services - Clubs sportifs et services de loisir	25.7	27.0	25.8	25.7	25.4	23.1	25.0	25.2	24.7	24.2	25.4	23.5	22.0
971-979	Personal services (exc'l private households) - Services personnels (excl. ménages)	28.0	28.0	27.6	28.9	28.4	27.5	28.2	27.1	26.8	25.4	24.6	24.8	25.6
971	Barber & beauty shops - Salons de coiffure et salons de beauté	30.8	30.0	27.8	29.0	29.9	28.3	29.1	27.2	26.3	24.4	23.8	24.0	25.0
972	Laundries & cleaners - Serv. de blanchissage et de nettoyage à sec	31.4	31.0	30.5	33.1	30.9	30.1	31.3	30.0	29.4	27.3	26.2	25.7	26.3
973	Funeral services - Pompes funèbres	27.1	26.7	27.7	24.3	25.0	29.2	27.5	28.5	29.5	28.0	26.8	26.9	28.4
979	Other personal & household services - Autres services personnels et domestiques	22.2	22.8	24.2	23.0	22.0	19.9	20.6	21.3	22.3	22.8	23.0	23.9	24.8
982-986	Membership organizations - Associations	20.0	20.6	20.9	21.4	21.3	20.4	23.3	24.2	24.2	26.9	27.7	26.4	21.7

Table 6
Estimates of Average Weekly Hours, for Employees paid by the Hour, by
Industry, Canada, Provinces and Territories.

Tableau 6
Estimations des heures hebdomadaires moyennes, pour les salariés rémunérés à
l'heure, par industrie, Canada, provinces et territoires.

SIC 1980 CTI	Industry Industrie	HOURS - HEURES												
		1987	1988	1989	1990	1991	1992	1993	1994	1995	1996	1997	1998	1999
CANADA														
991-999	Other services - Autres services	29.1	29.2	28.2	28.0	28.1	27.5	28.0	27.4	26.3	26.4	26.8	28.0	28.8
990	Other services n.e.c. - Autres services n.c.a.	31.1	31.4	30.0	29.5	29.0	27.4	28.4	27.9	26.4	26.7	26.9	28.9	29.9
992	Automobile & truck rental & leasing services - Serv. de location d'automobiles et de camions	40.4	39.7	37.8	33.4	34.2	33.8	34.6	32.3	30.9	30.3	30.5	30.6	31.1
993	Photographers - Photographes	23.7	25.9	23.7	28.7	26.8	26.4	25.3	25.9	25.0	25.4	26.5	27.8	28.9
995	Services to buildings & dwellings - Serv. relatifs aux bâtiments et habitations	25.1	25.2	24.8	25.1	26.4	27.0	27.0	26.0	25.5	25.0	25.5	25.9	26.1
996	Travel services - Services de voyages	33.4	32.1	30.7	29.3	26.4	27.6	26.8	27.8	26.4	27.6	28.1	29.4	31.4
451-484	Service producing industries - Branches													
501-999	productrices de services	28.1	28.3	28.0	27.9	27.6	27.3	27.4	27.7	27.6	27.6	28.0	28.1	28.3
041-999	Industrial aggregate - Ensemble des													
	industries	31.8	32.1	31.7	31.3	30.7	30.5	30.6	30.9	30.7	30.7	31.3	31.2	31.4
NEWFOUNDLAND TERRE-NEUVE														
061-092	Mining (incl. milling), quarrying and oil wells													
	Mines (y compris broyage), carrières et													
	puits de pétrole	41.3	43.4	42.9	44.1	42.8	42.1	40.3	40.6	39.8	39.1	42.6	42.2	42.4
101-399	Manufacturing - Industries manufacturières	35.8	37.4	37.9	37.2	37.1	36.3	36.4	37.7	37.4	36.9	38.2	36.4	36.8
	Non-durable goods - Biens non durables	35.7	36.8	37.3	36.6	37.0	35.6	35.7	36.4	37.2	36.7	37.5	35.6	36.2
	Durable goods - Biens durables	36.4	40.7	40.4	39.9	38.1	39.1	39.7	41.4	38.0	38.1	41.2	39.4	39.2
101-109	Food - Aliments	33.9	35.3	35.6	35.8	35.3	32.6	32.9	33.3	34.8	34.9	36.5	34.3	35.4
102	Fish products - Transformation du poisson	33.6	35.2	35.3	35.5	35.1	32.1	32.0	32.3	34.2	34.3	36.4	34.1	35.4
401-449	Construction - Construction	42.7	43.5	43.5	42.6	42.3	42.8	43.6	44.3	45.8	45.0	40.1	37.6	36.4
401-402	Bldg, developing & general contracting - Constructeurs, promoteurs et entrep. généraux	42.7	42.9	42.3	41.4	42.1	42.8	43.6	41.6	41.5	45.8	..	36.1	36.1
402	Non-residential building & development - Promotion & constr. de bâtiments non résidentiels	39.7	40.0	39.3	38.8	40.5	43.3	42.1	42.1	45.9	52.0	35.5
411-412	Industrial & heavy (engineering) construction - Constr. lourde et industrielle (génie)	52.1	51.8	51.8	52.6	49.2	50.5	48.4	50.1	49.9	46.7	..	42.2	..
421-429	Trade contracting - Entrepreneurs spécialisés	38.6	41.5	42.7	41.2	40.0	40.4	39.9	40.8	41.4	42.0	39.0	37.1	35.2
041-449	Goods producing industries - Branches													
491-499	productrices de biens	38.1	39.7	40.3	39.6	39.5	39.2	39.5	41.0	41.0	40.2	39.4	37.2	37.1
451-499	Transportation, storage, comm. & other													
	utilities - Transp., entreposage, comm.													
	et autres services publics	40.2	41.2	38.8	40.6	40.0	39.8	38.8	41.5	37.7	37.7	37.1	34.8	34.6
451-479	Transportation & storage - Transport et entreposage	40.0	40.9	38.2	40.3	39.6	39.6	38.9	42.0	38.4	38.6	37.8	35.4	33.6
481-499	Communication & other utilities - Communications et autres services publics	40.6	42.5	41.8	42.0	41.5	40.8	38.7	40.0	36.0	36.7	36.5	34.2	35.7
491-499	Other Utilities - Autres services publics	43.6	45.0	44.3	44.3	45.7	43.5	40.1	41.9	36.4	37.8	37.6	34.7	36.4
501-692	Trade - Commerce	32.1	31.8	31.2	31.2	30.3	30.1	30.7	29.6	29.1	28.5	29.6	29.0	28.4
501-599	Wholesale Trade - Commerce de gros	37.8	38.7	37.6	38.1	37.4	37.1	37.1	38.7	40.4	35.8	36.6	34.8	34.2
601-692	Retail trade - Commerce de détail	31.0	30.6	30.2	30.3	29.3	29.1	29.7	28.5	27.6	27.2	27.8	27.9	27.3

Annual Estimates of Employment, Earnings and Hours, 1987-1999, Statistics Canada
 Estimations annuelles de l'Emploi, des gains et de la durée du travail, 1987-1999, Statistique Canada

Table 6
Estimates of Average Weekly Hours, for Employees paid by the Hour, by
Industry, Canada, Provinces and Territories.

Tableau 6
Estimations des heures hebdomadaires moyennes, pour les salariés rémunérés à
l'heure, par industrie, Canada, provinces et territoires.

SIC 1980 CTI	Industry Industrie	HOURS - HEURES												
		1987	1988	1989	1990	1991	1992	1993	1994	1995	1996	1997	1998	1999
NEWFOUNDLAND TERRE-NEUVE														
601-603	Food, beverage and drug - Aliments, boissons et médicaments	29.2	29.0	28.3	28.7	29.5	29.1	30.2	27.6	27.2	27.2	28.6	27.9	27.8
601	Food stores - Magasins d'alimentation	30.0	29.6	29.8	29.9	29.8	29.3	30.4	26.9	26.5	26.7	28.4	28.4	28.9
611-615	Shoe, apparel, fabric & yarn - Chaussures, vêtements, tissus et filés	27.6	26.3	27.3	26.8	26.1	24.9	24.9	25.0	22.1	21.3	19.8	21.8	22.0
631-639	Auto vehicles, parts & access., sales & serv. Véhicules autos, pièces & access., vente & serv.	36.0	35.7	35.8	36.3	34.5	34.4	35.8	32.5	31.8	32.1	32.2	31.9	29.9
641-641	General merchandise stores - Magasins de marchandises diverses	28.4	27.5	27.1	26.7	25.4	26.0	25.3	25.8	25.2	23.8	24.3	23.7	24.5
651-692	Other retail n.e.c. - Autres commerces de détail n.c.a.	35.1	35.5	33.9	33.4	30.2	28.7	27.9	28.9	28.8	26.1	24.5	23.6	23.5
701-761	Finance, insurance & real estate - Finances, assur. & affaires immobilières	28.5	28.5	27.6	27.8	28.4	28.3	28.5	28.7	25.8	29.0	29.5	27.1	29.8
701-749	Finance & insurance - Intermédiaires financiers et assurances	27.0	26.3	24.3	23.9	25.1	26.9	26.8	26.6	24.5	27.2	28.5	26.5	30.6
701-709	Deposit accepting intermediaries - Intermédiaires financiers de dépôts	22.8	22.6	21.9	21.0	21.7	23.8	23.7	23.4	23.5	25.3	27.2	25.3	30.2
701-702	Banks - Banques	22.5	22.3	21.6	20.8	21.7	22.0	22.5	22.5	23.2	24.4	24.5	..	30.3
771-779	Comm., business & pers. services - Services	33.1	33.2	32.1	32.4	30.9	31.0	31.5	30.8	30.6	30.7	29.6	27.6	27.2
851-999	socio-culturels, comm. et pers.	33.1	33.2	32.1	32.4	30.9	31.0	31.5	30.8	30.6	30.7	29.6	27.6	27.2
771-779	Business services - Services aux entreprises	37.7	37.3	37.5	37.0	37.5	35.4	37.8	34.8	36.8	33.5	31.2	31.1	32.5
851-853	Educational services - Services d'enseignement	34.5	34.6	34.7	34.9	34.7	35.0	35.0	35.0	34.8	33.0	34.1	35.3	34.0
861-869	Health & social services - Services de soins de santé et services sociaux	34.9	35.2	33.4	33.7	31.9	32.3	33.0	33.1	31.5	31.9	31.3	29.6	29.2
861	Hospitals - Hôpitaux	35.6	36.8	34.8	36.1	33.3	36.3	36.4	36.7	34.7	35.9	33.5	32.6	31.6
911-922	Accommodation, food & beverage services - Hébergement et restauration	29.9	30.4	29.5	29.4	28.6	28.3	28.1	27.5	28.9	27.6	27.5	24.5	24.1
911-914	Accommodation services - Services d'hébergement	33.7	33.9	33.1	33.1	33.0	32.1	31.9	30.6	32.5	30.4	31.9	28.1	28.3
921-922	Food & beverage services - Services de la restauration	28.0	28.6	27.7	27.6	26.8	26.8	26.6	26.1	27.5	26.3	25.7	23.3	22.6
921	Food services - Services de restauration	27.7	28.3	27.4	27.3	26.4	26.7	26.5	25.9	27.4	26.3	25.7	23.3	22.5
961-999	Miscellaneous services - Services divers	32.0	31.3	31.0	32.5	29.8	30.7	31.1	28.8	29.2	31.3	28.7	25.4	23.6
451-484	Service producing industries - Branches	33.2	33.3	32.2	32.5	31.4	31.4	31.8	31.1	30.5	30.6	30.4	28.8	28.4
501-999	productrices de services	33.2	33.3	32.2	32.5	31.4	31.4	31.8	31.1	30.5	30.6	30.4	28.8	28.4
041-999	Industrial aggregate - Ensemble des industries	35.1	35.7	35.1	34.8	33.9	33.6	34.0	33.9	33.4	33.1	32.7	30.9	30.6
PRINCE EDWARD ISLAND ILE-DU-PRINCE-ÉDOUARD														
101-399	Manufacturing - Industries manufacturières	39.1	38.9	37.9	37.6	36.9	36.4	35.2	37.5	37.7	36.4	37.5	37.1	36.6
	Non-durable goods - Biens non durables	39.0	38.8	37.5	37.1	36.2	35.6	34.1	36.7	37.1	34.9	36.0	35.5	35.8
	Durable goods - Biens durables	39.5	39.2	39.6	40.2	39.8	39.2	39.4	41.3	40.3	40.7	40.8	40.0	37.8
401-449	Construction - Construction	41.3	41.2	40.4	40.9	40.1	39.4	39.5	40.7	45.5	46.1	39.5	36.8	..
041-449	Goods producing industries - Branches	40.0	39.9	38.9	39.2	38.4	37.8	37.1	38.8	41.6	41.4	38.2	37.0	36.7
491-499	productrices de biens	40.0	39.9	38.9	39.2	38.4	37.8	37.1	38.8	41.6	41.4	38.2	37.0	36.7

Table 6
Estimates of Average Weekly Hours, for Employees paid by the Hour, by
Industry, Canada, Provinces and Territories.

Tableau 6
Estimations des heures hebdomadaires moyennes, pour les salariés rémunérés à
l'heure, par industrie, Canada, provinces et territoires.

SIC	Industry	HOURS - HEURES												
		1987	1988	1989	1990	1991	1992	1993	1994	1995	1996	1997	1998	1999
1980														
CTI	Industrie													
PRINCE EDWARD ISLAND														
ILE-DU-PRINCE-ÉDOUARD														
451-499	Transportation, storage, comm. & other utilities - Transp., entreposage, comm. et autres services publics	40.1	40.2	39.6	38.8	38.5	40.0	38.1	39.0	38.2	38.2	36.6	36.7	33.0
481-499	Communication & other utilities - Communications et autres services publics	41.0	41.0	40.4	40.4	40.2	40.0	39.6	39.9	40.4	37.7	35.7	34.0	35.5
501-692	Trade - Commerce	30.2	31.1	30.7	30.2	29.0	28.2	29.7	30.4	30.1	29.2	29.5	28.0	27.1
601-692	Retail trade - Commerce de détail	29.0	29.9	29.3	28.8	27.4	26.6	27.9	28.9	28.2	27.5	27.0	26.9	25.8
601	Food stores - Magasins d'alimentation	25.8	27.5	26.4	25.7	26.8	25.5	26.4	27.7	26.4	26.5	26.6	25.7	..
641-641	General merchandise stores - Magasins de marchandises diverses	29.7	29.6	28.7	29.5	23.1	21.8	22.5	24.2	24.6	23.1	22.9	24.8	25.1
771-779	Comm., business & pers. services - Services socio-culturels, comm. et pers.	26.0	26.2	24.6	25.0	26.1	24.9	25.8	26.0	26.4	27.2	26.8	25.5	24.7
851-853	Educational services - Services d'enseignement	36.3	37.0	37.3	38.6	38.5	38.1	37.3	36.0	38.5	35.4	35.0	34.3	33.1
851	Elementary & secondary education - Enseignement élémentaire et secondaire	37.2	37.5	38.0	40.8	40.8	39.5	37.0	34.6	..	34.1
861-869	Health & social services - Services de soins de santé et services sociaux	25.8	25.4	26.3	26.0	27.5	27.9	27.7	27.0	28.2	28.7	28.7	29.0	28.0
862	Other institutional health & social services - Autres établ. de soins de santé & serv. sociaux	28.6	29.6	29.8	25.6	27.3	27.7	26.9	26.0	25.1	26.9	28.8	31.0	..
451-484	Service producing industries - Branches productrices de services	29.4	30.0	28.5	28.4	28.4	27.7	28.5	28.8	28.8	29.0	28.8	27.5	26.6
041-999	Industrial aggregate - Ensemble des industries	32.4	32.8	31.5	31.4	31.0	30.4	30.7	31.1	32.0	32.6	31.4	30.0	29.3
NOVA SCOTIA														
NOUVELLE-ÉCOSSE														
061-092	Mining (incl. milling), quarrying and oil wells - Mines (y compris broyage), carrières et puits de pétrole	42.1	42.3	41.6	42.7	42.2	43.2	43.6	43.4	43.9	41.3	40.6	42.3	41.9
061-063	Mining - Mines	41.3	41.4	40.8	41.9	41.4	42.2	42.5	43.3	42.8	..	40.6
063	Coal mines - Mines de charbon	41.4	41.4	40.0	41.7	41.8	42.5	43.0	43.9	42.1
101-399	Manufacturing - Industries manufacturières	37.6	37.9	37.7	37.2	36.3	37.0	37.0	37.9	38.1	37.9	39.1	38.3	37.9
	Non-durable goods - Biens non durables	37.8	38.1	37.9	37.3	35.4	36.3	35.9	36.4	37.0	36.4	38.0	37.6	37.2
	Durable goods - Biens durables	37.0	37.6	37.4	36.9	38.3	38.7	39.3	40.7	39.7	40.8	41.1	39.3	39.0
101-109	Food - Aliments	32.7	33.4	32.5	31.7	32.6	33.9	32.5	33.0	33.9	34.8	35.9	35.6	35.7
102	Fish products - Transformation du poisson	33.6	35.3	34.0	31.9	31.5	33.5	30.5	32.2	34.4	34.9	35.9	36.1	35.9
271-279	Paper & allied products - Papier et produits connexes	39.8	40.6	38.8	38.8	39.6	39.7	39.7	40.4	40.6	40.7	41.0	41.0	40.4
321-329	Transportation equipment - Matériel de transport	38.0	38.0	37.3	36.9	37.4	37.8	39.3	39.4	38.9	41.7	41.9	38.5	40.5
401-449	Construction - Construction	39.4	40.6	40.0	40.0	39.5	38.8	39.8	41.3	40.9	40.5	40.0	37.5	36.1
401-402	Bldg, developing & general contracting - Constructeurs, promoteurs et entrep. généraux	38.7	39.4	38.7	39.0	37.3	37.3	39.0	40.2	39.8	40.0	39.2	36.4	36.1
401	Residential building & development - Promotion et construction de bâtiments résidentiels	38.6	39.2	38.5	38.8	37.1	36.8	38.3	40.0	39.7	38.9	38.2	35.7	36.0

Table 6
Estimates of Average Weekly Hours, for Employees paid by the Hour, by
Industry, Canada, Provinces and Territories.

Tableau 6
Estimations des heures hebdomadaires moyennes, pour les salariés rémunérés à
l'heure, par industrie, Canada, provinces et territoires.

SIC 1980 CTI	Industry Industrie	HOURS - HEURES												
		1987	1988	1989	1990	1991	1992	1993	1994	1995	1996	1997	1998	1999
NOVA SCOTIA														
NOUVELLE-ÉCOSSE														
411-412	Industrial & heavy (engineering) construction - Constr. lourde et industrielle (génie)	44.5	45.4	45.3	45.2	44.1	45.4	44.3	45.6	46.4	45.4	44.6	42.1	41.8
421-429	Trade contracting - Entrepreneurs spécialisés	38.7	40.0	39.4	39.4	39.3	37.9	39.0	40.7	40.0	39.9	39.3	36.9	35.1
041-449	Goods producing industries - Branches													
491-499	productrices de biens	38.5	39.1	38.7	38.5	37.8	38.0	38.4	39.3	39.3	38.9	39.4	38.2	37.5
451-499	Transportation, storage, comm. & other													
	utilities - Transp., entreposage, comm.													
	et autres services publics	40.9	40.5	39.9	38.0	37.5	37.5	38.1	39.5	39.2	38.7	37.1	36.3	36.8
451-479	Transportation & storage - Transport et entreposage	40.8	40.1	39.8	36.8	35.8	35.6	36.6	39.1	39.3	39.2	38.4	38.0	37.8
451-459	Transportation - Transport	40.7	40.0	39.8	36.7	35.7	35.6	36.6	39.1	38.4	38.0	37.8
481-499	Communication & other utilities - Communications et autres services publics	40.9	41.0	40.0	39.4	39.3	39.5	39.7	40.0	39.2	38.2	35.6	33.9	35.1
481-484	Communication - Communications	41.0	41.1	39.9	39.1	39.2	39.2	39.3	39.4	38.8	37.4	35.2	33.8	35.0
491-499	Other Utilities - Autres services publics	40.8	40.9	40.2	40.5	39.7	40.5	41.1	41.8	40.1	39.8	36.3	34.2	35.2
491	Electric power systems - Énergie électrique	41.5	41.7	40.9	41.2	40.2	40.4	41.2	43.0
501-692	Trade - Commerce	28.7	28.8	28.9	28.9	27.7	28.5	27.9	28.7	28.4	28.3	29.2	28.5	28.0
501-599	Wholesale Trade - Commerce de gros	35.1	37.6	37.9	37.5	37.1	36.8	36.4	35.4	35.2	35.6	38.1	35.6	34.7
521-524	Food, beverage, drug & tobacco - Produits alimentaires, boissons, médicaments et tabac	32.1	35.7	37.4	34.3	35.5	35.4	34.7	32.1	31.7	32.8	36.0	34.4	31.9
521	Food - Produits alimentaires	31.6	35.9	37.4	34.3	35.5	35.4	34.8	32.0	31.5	32.7	35.9	34.4	31.9
601-692	Retail trade - Commerce de détail	27.6	27.4	27.7	27.7	26.6	27.3	26.8	27.5	27.1	26.7	27.0	27.1	26.6
601-603	Food, beverage and drug - Aliments, boissons et médicaments	25.6	25.3	26.1	26.5	25.9	26.6	25.7	26.4	26.1	26.4	27.3	26.6	25.9
601	Food stores - Magasins d'alimentation	25.4	24.6	24.9	26.1	26.3	26.5	25.2	26.3	24.5	25.5	26.9	26.5	25.8
611-615	Shoe, apparel, fabric & yarn - Chaussures, vêtements, tissus et filés	25.5	24.1	24.6	25.2	25.5	24.0	24.2	25.4	23.5	22.1	22.4	22.9	21.8
631-639	Auto vehicles, parts & access., sales & serv. Véhicules autos, pièces & access., vente & serv.	32.9	32.5	32.0	32.9	34.1	34.3	33.3	32.6	33.0	32.0	31.5	32.7	31.2
641-641	General merchandise stores - Magasins de marchandises diverses	25.8	25.4	23.8	23.9	21.5	22.3	22.2	22.5	22.4	22.9	24.0	24.1	25.6
651-692	Other retail n.e.c. - Autres commerces de détail n.c.a.	26.6	25.8	28.6	27.6	26.2	25.9	26.6	29.4	28.3	27.5	26.8	25.3	24.7
701-761	Finance, insurance & real estate - Finances,													
	assur. & affaires immobilières	24.9	25.8	26.7	27.1	26.2	26.0	27.2	28.3	26.9	29.3	29.2	27.4	28.6
701-749	Finance & insurance - Intermédiaires financiers et assurances	21.4	21.4	22.2	24.5	24.4	23.5	25.7	26.7	26.2	27.7	28.0	27.1	29.0
701-709	Deposit accepting intermediaries - Intermédiaires financiers de dépôts	21.2	20.8	21.4	22.7	22.6	22.0	22.4	23.0	23.7	25.5	26.1	26.3	28.0
701-702	Banks - Banques	21.7	21.2	21.9	23.1	22.6	21.6	22.2	22.1	23.3	24.5	25.3	25.9	27.5
751-759	Real estate operators (exc'l developers) - Services immobiliers (sauf lotisseurs)	33.2	33.6	34.7	34.0	31.8	31.1	31.7	32.0	29.2	32.3	31.7	27.3	27.9
771-779	Comm., business & pers. services - Services													
851-999	socio-culturels, comm. et pers.	27.2	27.5	27.5	27.7	28.3	28.1	28.2	28.3	28.5	28.8	28.6	26.8	26.2
771-779	Business services - Services aux entreprises	29.8	31.6	33.0	32.2	31.7	31.5	32.1	31.8	32.8	33.0	30.6	30.5	30.8
851-853	Educational services - Services d'enseignement	33.8	34.7	34.8	34.1	34.0	33.5	32.4	31.8	31.4	31.5	33.4	33.7	33.1
851	Elementary & secondary education - Enseignement élémentaire et secondaire	33.9	35.1	34.8	34.5	34.0	33.9	33.0	32.0	31.5	32.3	33.9	34.0	31.8

Table 6
Estimates of Average Weekly Hours, for Employees paid by the Hour, by
Industry, Canada, Provinces and Territories.

Tableau 6
Estimations des heures hebdomadaires moyennes, pour les salariés rémunérés à
l'heure, par industrie, Canada, provinces et territoires.

SIC 1980 CTI	Industry Industrie	HOURS - HEURES												
		1987	1988	1989	1990	1991	1992	1993	1994	1995	1996	1997	1998	1999
NOVA SCOTIA NOUVELLE-ÉCOSSE														
853	University education - Enseignement universitaire	33.3	34.2	34.7	34.3	34.2	33.5	32.3	32.0	31.8	31.2	33.3	33.8	36.0
861-869	Health & social services - Services de soins de santé et services sociaux	28.8	29.3	28.7	29.2	30.3	30.1	30.0	30.1	29.3	29.3	30.0	28.3	27.6
861	Hospitals - Hôpitaux	28.8	29.4	29.2	30.2	31.5	31.8	31.8	31.3	31.5	31.8	31.8	30.7	28.8
911-922	Accommodation, food & beverage services - Hébergement et restauration	26.7	26.9	26.8	25.8	26.0	25.6	25.8	26.6	27.5	26.8	26.7	24.6	23.4
911-914	Accommodation services - Services d'hébergement	28.2	28.0	29.1	29.2	28.4	27.8	29.4	29.7	31.0	29.0	29.5	27.7	26.7
911	Hotels, motels & tourist courts - Hôtels, motels et camps pour touristes	27.8	27.7	28.8	29.1	28.5	28.0	29.4	29.4	30.5	28.3	29.3	27.7	26.8
921-922	Food & beverage services - Services de la restauration	26.3	26.6	26.2	24.8	25.1	24.8	24.7	25.7	26.5	26.2	25.8	23.6	22.2
921	Food services - Services de restauration	27.0	27.3	26.9	25.4	25.4	24.9	24.7	25.5	26.2	25.9	25.5	23.4	22.1
961-999	Miscellaneous services - Services divers	24.6	23.9	24.3	26.1	26.4	25.8	26.1	26.6	27.7	30.5	28.4	25.4	24.4
451-484	Service producing industries - Branches productrices de services	29.6	29.6	29.5	29.3	29.0	29.1	29.0	29.3	29.0	29.2	29.5	28.2	27.5
041-999	Industrial aggregate - Ensemble des industries	32.6	32.8	32.5	32.2	31.6	31.7	31.5	31.9	31.7	31.7	32.1	30.7	30.0
NEW BRUNSWICK NOUVEAU-BRUNSWICK														
041-051	Logging and forestry - Exploitation forestière et serv. forestiers	32.8	39.9	39.2	40.4	40.0	41.1	42.9	43.3	43.0	43.9	43.4	40.4	38.7
061-092	Mining (incl. milling), quarrying and oil wells - Mines (y compris broyage), carrières et puits de pétrole	39.1	39.5	38.0	37.2	37.3	36.2	37.2	38.3	37.4	37.2	38.0	39.1	39.2
101-399	Manufacturing - Industries manufacturières	38.8	39.2	39.5	39.1	38.3	38.5	38.8	39.3	39.7	39.0	39.8	38.6	37.7
	Non-durable goods - Biens non durables	37.6	37.8	38.5	38.1	37.5	37.7	37.8	38.1	39.3	38.0	38.8	37.4	36.7
	Durable goods - Biens durables	40.9	41.5	40.8	40.6	39.7	40.0	40.3	41.4	40.3	40.5	41.5	40.3	38.9
101-109	Food - Aliments	35.0	35.2	36.4	36.5	35.8	36.5	36.8	36.7	38.2	35.8	36.2	35.0	35.2
251-259	Wood - Bois	40.5	40.8	40.5	40.9	40.8	40.9	41.9	41.7	40.4	41.0	41.7	40.4	39.2
251	Sawmill, planing mill & shingle mill products - Scieries, ateliers de rabotage et usines de bardeaux	42.6	43.6	43.2	43.6	42.0	43.4	43.4	42.1	42.2	41.4	42.0	40.9	39.5
271-279	Paper & allied products - Papier et produits connexes	43.3	43.2	43.5	43.7	42.3	41.2	41.8	42.1	43.0	42.5	42.3	40.9	39.6
271	Pulp & paper - Pâtes et papiers	43.7	44.0	43.8	44.1	42.2	41.4	42.0	42.7	43.3	43.0	43.1	41.7	39.9
401-449	Construction - Construction	39.0	39.6	39.9	40.3	40.5	39.8	40.4	42.0	41.6	40.7	39.9	37.4	36.7
401	Residential building & development - Promotion et construction de bâtiments résidentiels	34.6	36.5	35.5	38.0	36.6	38.2	39.2	40.9	39.9	39.1	38.2	35.6	36.2
421-429	Trade contracting - Entrepreneurs spécialisés	37.8	38.6	38.8	38.9	40.0	38.7	39.4	40.8	41.3	40.3	39.7	36.1	34.6
041-449	Goods producing industries - Branches productrices de biens	38.5	39.3	39.5	39.4	39.0	38.8	39.4	40.1	40.2	39.5	39.9	38.5	37.6
451-499	Transportation, storage, comm. & other utilities - Transp., entreposage, comm. et autres services publics	39.4	40.1	40.6	39.4	40.3	38.4	39.0	41.1	38.4	40.1	38.9	39.1	36.6

Table 6
Estimates of Average Weekly Hours, for Employees paid by the Hour, by
Industry, Canada, Provinces and Territories.

Tableau 6
Estimations des heures hebdomadaires moyennes, pour les salariés rémunérés à
l'heure, par industrie, Canada, provinces et territoires.

SIC 1980 CTI	Industry Industrie	HOURS - HEURES												
		1987	1988	1989	1990	1991	1992	1993	1994	1995	1996	1997	1998	1999
NEW BRUNSWICK NOUVEAU-BRUNSWICK														
451-479	Transportation & storage - Transport et entreposage	39.4	40.1	40.5	39.5	39.7	39.2	39.2	42.7	39.1	41.4	39.1	40.4	36.9
451-459	Transportation - Transport	39.6	40.2	40.6	39.7	39.9	39.3	39.3	42.7	39.1	41.3	39.1	40.4	36.9
481-499	Communication & other utilities - Communications et autres services publics	39.5	40.0	40.7	39.1	41.6	36.5	38.5	36.8	36.4	35.7	38.4	36.2	36.0
501-692 Trade - Commerce		30.7	30.6	30.4	29.9	29.1	28.8	29.5	29.7	29.4	29.5	30.4	28.9	27.9
501-599	Wholesale Trade - Commerce de gros	36.4	37.1	36.2	36.8	37.8	37.4	37.7	38.2	37.3	38.2	38.9	35.5	35.1
601-692	Retail trade - Commerce de détail	29.4	29.2	29.1	28.3	27.1	26.9	27.5	28.2	27.7	27.5	27.8	27.3	26.2
601-603	Food, beverage and drug - Aliments, boissons et médicaments	28.0	26.9	27.0	26.3	26.5	25.9	26.5	27.8	26.9	27.3	28.1	26.1	24.8
601	Food stores - Magasins d'alimentation	28.0	26.9	26.8	25.9	26.1	25.8	26.7	27.7	26.4	26.6	27.7	26.0	24.8
611-615	Shoe, apparel, fabric & yarn - Chaussures, vêtements, tissus et filés	30.1	27.4	28.5	28.3	24.6	23.7	25.2	24.1	23.9	22.4	21.9	22.6	21.7
631-639	Auto vehicles, parts & access., sales & serv. - Véhicules autos, pièces & access., vente & serv.	34.1	34.8	35.2	33.2	35.4	34.1	34.7	32.4	32.1	31.9	31.9	33.1	31.6
641-641	General merchandise stores - Magasins de marchandises diverses	25.9	25.4	24.2	24.2	21.8	21.7	23.5	24.9	24.4	24.4	25.4	24.1	24.4
651-692	Other retail n.e.c. - Autres commerces de détail n.c.a.	29.9	31.9	31.3	30.3	27.7	28.5	25.6	29.2	28.2	26.6	25.8	25.7	25.5
701-761 Finance, insurance & real estate - Finances, assur. & affaires immobilières		29.6	28.5	29.6	28.6	27.9	28.3	28.5	28.6	26.7	29.2	29.6	27.8	29.1
701-749	Finance & insurance - Intermédiaires financiers et assurances	28.5	28.6	28.2	27.9	25.7	25.7	27.9	27.5	27.0	27.5	28.4	27.4	29.6
701-709	Deposit accepting intermediaries - Intermédiaires financiers de dépôts	23.8	25.0	23.5	23.4	22.0	20.7	23.0	22.1	22.7	24.7	27.2	27.1	29.2
751-759	Real estate operators (exc'l developers) - Services immobiliers (sauf lotisseurs)	30.9	28.0	32.7	30.8	32.2	32.6	30.1	28.9	26.8	31.9	31.5	27.1	27.8
771-779 Comm., business & pers. services - Services		29.8	30.0	30.4	30.2	30.6	30.4	30.5	30.5	30.2	29.7	29.9	28.5	28.7
851-999	socio-culturels, comm. et pers.	29.8	30.0	30.4	30.2	30.6	30.4	30.5	30.5	30.2	29.7	29.9	28.5	28.7
771-779	Business services - Services aux entreprises	34.3	35.7	36.2	33.3	31.5	31.3	31.3	30.9	31.6	32.2	30.1	30.7	31.2
851-853	Educational services - Services d'enseignement	39.1	38.8	38.8	38.3	38.1	37.2	35.1	35.2	35.8	34.3	33.8	34.4	34.2
851	Elementary & secondary education - Enseignement élémentaire et secondaire	40.1	40.2	40.2	40.1	40.0	38.3	35.0	35.0	35.0	35.0	35.0	34.1	..
861-869	Health & social services - Services de soins de santé et services sociaux	32.1	33.0	33.1	33.7	34.1	33.4	33.5	33.2	33.1	30.9	31.6	30.8	31.4
861	Hospitals - Hôpitaux	33.8	35.0	34.7	35.2	37.3	36.9	36.9	36.8	35.4	33.4	33.5	34.6	36.5
911-922	Accommodation, food & beverage services - Hébergement et restauration	25.4	25.2	25.7	25.1	25.1	25.5	25.3	27.0	26.2	26.2	27.3	24.3	23.6
911-914	Accommodation services - Services d'hébergement	27.1	27.2	28.5	28.6	28.5	29.2	27.4	30.0	29.2	29.2	30.0	27.4	27.5
921-922	Food & beverage services - Services de la restauration	25.0	24.8	25.0	24.2	24.3	24.4	24.8	26.2	25.3	25.3	26.3	23.3	22.1
921	Food services - Services de restauration	25.2	24.9	25.2	24.4	24.5	24.7	24.9	26.4	25.5	25.4	26.4	23.4	22.2
961-999	Miscellaneous services - Services divers	29.7	28.0	28.2	25.7	27.7	27.2	29.1	27.1	28.0	31.8	28.9	26.4	24.2
451-484 Service producing industries - Branches		31.0	31.1	31.2	30.8	30.7	30.4	30.7	30.9	30.4	30.4	30.7	30.2	29.5
501-999 productrices de services		31.0	31.1	31.2	30.8	30.7	30.4	30.7	30.9	30.4	30.4	30.7	30.2	29.5
041-999 Industrial aggregate - Ensemble des industries		33.4	33.9	34.0	33.6	33.3	33.0	33.3	33.5	33.1	32.9	33.3	32.5	31.8

Table 6
Estimates of Average Weekly Hours, for Employees paid by the Hour, by
Industry, Canada, Provinces and Territories.

Tableau 6
Estimations des heures hebdomadaires moyennes, pour les salariés rémunérés à
l'heure, par industrie, Canada, provinces et territoires.

SIC	Industry	HOURS - HEURES												
		1987	1988	1989	1990	1991	1992	1993	1994	1995	1996	1997	1998	1999
CTI	Industrie													
QUÉBEC														
041-051	Logging and forestry - Exploitation forestière et serv. forestiers	40.7	41.6	43.2	42.1	40.8	41.3	40.9	36.4	40.9	40.5	39.2	39.0	38.8
061-092	Mining (incl. milling), quarrying and oil wells Mines (y compris broyage), carrières et puits de pétrole	37.9	39.9	39.7	39.5	39.2	39.5	38.6	39.7	40.1	40.8	40.9	39.9	39.6
061-063	Mining - Mines	36.4	38.2	39.1	38.3	38.7	39.0	38.2	39.0	39.4	40.8	40.9	40.2	39.9
061	Metal mines - Mines de métaux	36.1	38.0	39.0	38.3	38.1	38.1	37.1	38.8	38.9	40.7	41.0	40.2	39.9
062	Non-metal mines (except coal) - Mines de minerais non métalliques (sauf le charbon)	37.1	39.1	39.4	38.2	40.5	41.0	40.5	39.5
091-092	Services incidental to mineral extraction - Industrie des services miniers	45.6	53.9	47.5	39.8	40.6	38.2	38.6	37.6	39.6	40.9	42.4	40.8	40.0
092	Services incidental to mining - Services relatifs à l'extraction minière	45.4	53.6	47.4	39.7	40.4	37.8	38.3	37.6
101-399	Manufacturing - Industries manufacturières	38.6	38.9	38.8	38.4	38.0	38.3	38.5	38.3	38.1	37.6	38.4	37.7	38.2
	Non-durable goods - Biens non durables	37.6	38.2	38.1	37.8	37.3	37.5	37.6	36.9	37.1	36.3	37.5	37.0	37.2
	Durable goods - Biens durables	39.7	39.7	39.5	39.1	38.9	39.1	39.5	39.9	39.1	38.8	39.2	38.3	39.1
101-109	Food - Aliments	37.9	37.8	38.1	37.9	37.8	37.4	37.3	36.8	37.2	36.7	37.8	36.3	37.2
243-249	Clothing - Habillement	38.1	38.6	38.6	37.1	35.7	35.6	35.8	35.0	35.2	34.3	36.2	35.9	36.6
243	Men's & boys' clothing - Vêtements pour hommes et garçons	41.4	41.3	41.4	38.0	36.2	36.4	37.1	36.4	34.2	34.5	36.8	36.2	37.2
244	Women's clothing - Vêtements pour dames	35.0	35.8	35.6	34.0	33.0	33.3	32.7	33.3	34.7	34.2	36.3	35.7	36.3
245-249	Clothing n.e.c. - Habillement n.c.a.	38.3	39.0	38.6	38.5	37.1	36.4	37.4	35.1	36.7	34.3	35.5	35.8	36.5
251-259	Wood - Bois	39.6	39.2	38.8	38.7	39.3	39.3	38.7	39.7	39.3	39.0	38.7	37.6	38.9
251	Sawmill, planing mill & shingle mill products - Scieries, ateliers de rabotage et usines de bardeaux	42.4	42.7	42.0	40.6	40.7	40.6	41.1	40.3	40.5	39.5	39.1	38.2	39.1
254	Sash, doors & other millwork - Portes, châssis et autres bois travaillés	37.9	36.8	37.1	37.0	38.6	37.5	35.1	38.9	37.6	38.2	38.3	36.7	38.5
261-269	Furniture & fixtures - Meubles et articles d'ameublement	40.0	39.7	39.8	38.3	38.2	39.1	38.9	38.1	38.3	38.4	37.9	37.2	37.1
261	Household furniture - Meubles de maison	40.5	40.4	40.4	38.9	38.7	39.2	38.8	37.6	38.2	38.5	37.9	37.2	36.8
271-279	Paper & allied products - Papier et produits connexes	39.8	40.1	40.0	39.3	38.8	39.1	38.5	38.8	38.4	38.1	38.9	39.3	39.5
271	Pulp & paper - Pâtes et papiers	39.7	40.1	40.1	39.4	38.6	38.7	38.3	38.6	37.8	37.8	38.3	39.0	39.5
281-284	Printing, publishing & allied ind. - Imprimerie, édition et industries connexes	34.3	35.4	34.9	35.1	34.4	34.0	35.7	33.8	34.7	34.6	36.8	35.9	34.2
281	Commercial printing - Impression commerciale	36.9	38.5	37.8	38.3	37.3	37.2	38.2	35.5	35.4	35.4	37.2	36.0	34.1
291-299	Primary metals - Première transformation des métaux	40.3	40.0	39.7	39.9	40.3	40.1	40.4	40.8	40.5	40.4	41.0	40.6	39.7
295	Non-ferrous metal smelting & refining - Fonte et affinage des métaux non-ferreux	40.5	39.8	40.1	40.5	41.9	40.2	40.8	41.3	41.0	41.8	43.8	41.5	40.1
301-309	Fabricated metal products - Fabrication des produits métalliques	39.8	39.9	39.5	39.5	38.5	38.7	38.9	39.6	39.3	38.7	38.9	38.0	39.1
308	Machine shops - Ateliers d'usinage	43.0	44.8	45.0	42.7	40.5	38.3	39.7	39.5	38.7	38.2	38.1	37.1	38.9
321-329	Transportation equipment - Matériel de transport	40.5	40.1	40.1	39.7	40.0	40.8	41.5	41.8	40.5	40.4	40.6	40.1	41.8
321	Aircraft & aircraft parts - Aéronefs et pièces d'aéronefs	42.4	42.1	42.5	41.4	40.0	40.8	41.1	41.9	41.5	41.4	42.3	43.2	45.0
323	Motor vehicles - Véhicules automobiles	41.1	40.2	40.0	38.6	38.6	39.2	43.1	44.1	41.7	42.3	41.9	41.4	40.9
331-339	Electrical & electronic products - Produits électriques et électroniques	40.2	41.3	40.8	39.6	38.9	39.3	38.9	38.8	38.1	37.1	38.7	37.8	38.3
335	Communication & other electronic equip. - Equip. de comm. et autre matériel électronique	40.5	42.8	41.0	39.0	37.5	38.8	38.8	37.3	37.6	36.0	38.7	37.6	38.2
391-399	Other manufacturing industries - Autres industries manufacturières	35.2	35.7	36.1	35.9	38.0	36.7	37.4	38.6	36.6	37.3	38.3	36.6	36.6

Table 6
Estimates of Average Weekly Hours, for Employees paid by the Hour, by
Industry, Canada, Provinces and Territories.

Tableau 6
Estimations des heures hebdomadaires moyennes, pour les salariés rémunérés à
l'heure, par industrie, Canada, provinces et territoires.

SIC 1980 CTI	Industry Industrie	HOURS - HEURES												
		1987	1988	1989	1990	1991	1992	1993	1994	1995	1996	1997	1998	1999
QUÉBEC														
	401-449 Construction - Construction	38.3	38.0	38.1	37.8	38.1	37.3	36.7	38.0	36.9	36.9	36.6	37.8	36.3
	401-402 Bldg, developing & general contracting - Constructeurs, promoteurs et entrep. généraux	37.2	36.6	35.8	36.4	37.9	36.6	36.4	37.0	36.2	35.8	36.2	38.1	36.5
	401 Residential building & development - Promotion et construction de bâtiments résidentiels	35.6	35.0	34.2	34.9	36.9	35.1	34.8	36.1	34.9	34.9	35.5	37.4	36.4
	402 Non-residential building & development - Promotion & constr. de bâtiments non résidentiels	39.6	39.0	38.1	38.5	39.5	40.1	39.8	38.7	38.4	37.6	38.0	39.7	36.7
	411-412 Industrial & heavy (engineering) construction - Constr. lourde et industrielle (génie)	42.1	42.0	42.4	42.7	41.5	42.8	43.4	43.4	41.5	39.7	37.7	42.7	43.0
	412 Highway & heavy constr. - Constr. de routes et constr. lourde	40.9	40.8	41.1	41.4	38.2	42.4	43.4	43.1	40.9	38.8	37.4	42.1	42.6
	421-429 Trade contracting - Entrepreneurs spécialisés	38.0	38.0	38.2	37.6	37.5	36.6	35.8	37.5	36.4	36.8	36.6	36.8	35.3
	041-449 Goods producing industries - Branches 491-499 productrices de biens	38.6	38.9	38.7	38.4	38.2	38.3	38.3	38.4	38.1	37.6	38.2	37.8	38.0
	451-499 Transportation, storage, comm. & other utilities - Transp., entreposage, comm. et autres services publics	37.2	37.8	36.4	36.3	37.3	35.8	35.8	36.4	36.4	36.2	37.4	36.0	35.6
	451-479 Transportation & storage - Transport et entreposage	36.4	37.3	35.8	36.0	37.0	35.2	35.2	35.9	36.1	35.8	37.8	35.5	35.0
	451-459 Transportation - Transport	36.4	37.3	35.8	36.0	37.0	35.2	35.2	35.8	36.0	35.8	37.8	35.5	35.0
	456 Truck transport - Camionnage	36.1	37.4	33.1	33.6	37.6	34.1	35.4	36.1	37.6	35.6	36.1	35.7	36.8
	457 Public passenger transit systems - Transport en commun	31.4	29.6	31.8	33.3	31.8	33.1	32.5	32.2	32.8	34.3	40.0	34.2	33.6
	481-499 Communication & other utilities - Communications et autres services publics	38.9	38.9	37.7	37.0	37.9	37.4	37.4	37.8	37.1	36.8	36.6	37.0	36.8
	481-484 Communication - Communications	34.4	34.1	32.6	32.0	33.5	32.6	33.6	33.5	33.0	35.1	35.3	34.7	35.7
	482 Telecommunication carriers - Transmission des télécommunications	36.2	36.3	35.3	34.6	35.6	33.7	35.6	35.5	34.6	37.5	38.4	35.6	36.3
	484 Postal & courier service - Services postaux et services de messagers	39.9	38.9	34.3	31.1	34.5	34.7	35.1	33.3	33.5	33.7	35.1	34.5	34.5
	491-499 Other Utilities - Autres services publics	41.6	41.7	40.4	40.5	40.7	40.5	39.8	41.1	40.1	38.8	38.2	41.0	38.7
	491 Electric power systems - Énergie électrique	44.1	45.5	43.1	41.8	42.5	42.0	42.2	42.6	41.7	40.3	39.4	43.7	39.9
	501-692 Trade - Commerce	29.9	30.0	30.3	30.3	29.4	29.2	29.5	29.6	29.6	29.3	29.6	29.0	28.7
	501-599 Wholesale Trade - Commerce de gros	38.1	38.1	37.1	36.3	36.4	36.1	36.7	36.1	36.5	35.0	34.8	34.9	34.9
	521-524 Food, beverage, drug & tobacco - Produits alimentaires, boissons, médicaments et tabac	37.4	38.9	37.4	36.4	34.9	35.9	35.0	34.2	36.1	34.3	33.2	33.5	32.0
	521 Food - Produits alimentaires	39.4	40.5	38.6	38.3	36.0	36.1	34.4	34.0	37.0	34.6	32.5	33.0	31.9
	561-563 Metals, hardware, plumbing, heating & building materials - Métaux, quincaillerie, matér. de plomberie, de chauffage et de construction	39.0	35.8	36.0	37.0	37.2	36.1	37.2	36.4	35.7	34.8	34.7	34.4	35.6
	563 Lumber & building materials - Bois et matériaux de construction	37.4	34.8	34.6	36.0	36.1	35.3	36.9	36.4	35.1	34.0	34.3	33.9	35.5
	571-579 Machinery, equipment & supplies - Machines, matériel et fournitures	39.3	38.6	37.4	36.8	36.3	36.0	37.6	36.4	37.5	35.5	35.4	36.6	35.8
	573 Industrial machinery, equipment & supplies - Machines, matériel et fournitures industriels	47.2	47.1	46.1	45.4	38.6	36.5	39.2	36.0	37.9	36.0	35.7	37.8	36.5
	574 Electrical & electronic mach. equip. & supplies - Machines, matér., fourn. électric. & électro.	52.5	50.6	46.7	43.5	38.7	36.9	37.3	37.0	37.8	35.4	34.9	34.8	34.3
	591-599 Other wholesale products - Autres produits divers, commerce de gros	35.9	36.3	34.3	33.9	36.4	35.1	35.4	35.7	36.2	35.0	35.2	34.7	35.0
	601-692 Retail trade - Commerce de détail	28.4	28.5	28.8	28.9	27.8	27.8	27.8	27.8	27.6	27.5	28.1	27.2	26.7

Table 6
Estimates of Average Weekly Hours, for Employees paid by the Hour, by
Industry, Canada, Provinces and Territories.

SIC 1980 CTI	Industry Industrie	HOURS - HEURES												
		1987	1988	1989	1990	1991	1992	1993	1994	1995	1996	1997	1998	1999
QUÉBEC														
601-603	Food, beverage and drug - Aliments, boissons et médicaments	27.5	26.8	26.8	27.9	27.2	26.7	27.1	26.1	26.3	26.5	27.4	26.0	25.9
601	Food stores - Magasins d'alimentation	26.9	26.2	26.2	27.5	26.8	26.2	26.7	25.5	25.7	26.1	26.9	26.1	26.4
603	Prescription drugs & patent medicine stores - Mag. de médicaments sur ordonnance & brevetés	29.1	28.5	28.3	28.1	27.7	27.1	27.6	27.3	27.5	27.1	28.3	25.0	23.8
611-615	Shoe, apparel, fabric & yarn - Chaussures, vêtements, tissus et filés	26.6	26.2	25.3	24.6	23.5	24.2	23.5	24.2	24.2	24.7	25.6	24.5	22.9
611	Shoe stores - Magasins de chaussures	28.7	29.1	26.5	25.4	22.0	23.5	21.7	22.3	22.4	23.4	24.5	25.5	23.9
613	Women's clothing stores - Magasins de vêtements pour dames	28.0	27.5	27.4	26.0	24.9	23.3	22.6	24.0	23.8	24.7	25.3	24.1	22.9
614	Clothing stores n.e.c. - Magasins de vêtements n.c.a.	23.7	23.0	23.1	23.7	22.7	24.2	23.1	23.6	24.5	24.6	26.0	24.2	22.6
621-623	Household furniture, appliances & furnishings - Meubles, appareils et accessoires de maison	30.6	29.8	30.3	30.5	30.1	29.5	29.9	30.5	29.9	30.1	30.8	29.5	29.4
621	Household furniture stores - Magasins de meubles de maison	31.3	30.8	30.8	31.7	31.8	30.7	32.5	30.9	31.1	31.4	31.5	30.4	29.8
622	Appliance, TV, radio & stereo stores - Magasins ménagers, tv, radio & appar. stéréo	30.1	29.1	30.2	29.8	27.5	25.6	28.8	31.1	29.7	30.1	31.5	29.8	29.2
623	Household furnishings stores - Magasins d'accessoires d'ameublement	30.5	29.7	30.0	30.2	31.4	31.8	29.6	28.7	28.3	28.0	28.6	27.8	29.1
631-639	Auto vehicles, parts & access., sales & serv. Véhicules autos, pièces & access., vente & serv.	33.0	34.5	36.0	35.1	33.7	33.3	33.0	33.9	34.7	32.2	31.8	33.2	32.1
631	Automobile dealers - Concessionnaires d'automobiles	35.4	36.0	38.3	37.8	36.7	37.5	37.4	36.9	38.2	34.0	33.2	35.9	35.8
633	Gasoline service stations - Stations-service	29.9	31.9	31.6	31.5	30.6	30.8	29.4	30.2	30.4	29.3	29.0	26.7	24.6
635	Motor vehicle repair shops - Ateliers de réparation d'automobiles	35.0	35.8	37.4	36.6	36.2	33.5	34.3	34.4	34.6	31.9	32.1	33.6	32.8
641-641	General merchandise stores - Magasins de marchandises diverses	24.2	24.2	24.1	24.1	23.1	23.7	23.8	24.8	24.4	24.8	25.3	25.0	26.5
651-692	Other retail n.e.c. - Autres commerces de détail n.c.a.	27.9	29.0	29.1	28.2	27.6	28.4	27.9	27.8	26.2	26.8	27.4	25.6	25.8
701-761	Finance, insurance & real estate - Finances, assur. & affaires immobilières	29.5	30.1	29.0	30.8	27.3	26.9	26.5	27.0	27.4	28.6	31.5	30.0	28.9
701-749	Finance & insurance - Intermédiaires financiers et assurances	29.1	28.9	28.2	30.7	28.0	26.5	25.2	26.7	27.3	28.5	32.0	30.5	29.0
701-709	Deposit accepting intermediaries - Intermédiaires financiers de dépôts	24.0	25.0	25.0	26.0	25.7	24.3	23.3	25.9	25.7	27.5	31.1	30.1	29.2
701-702	Banks - Banques	21.6	22.5	22.5	23.2	23.0	22.0	22.0	22.9	22.4	23.7	30.0	31.5	29.2
705	Credit unions - Caisses d'épargne et de crédit	24.4	25.5	25.4	26.5	26.3	25.0	23.4	26.7	26.5	28.7	31.3	28.2	29.2
731-733	Insurance - Assurances	33.9	32.2	29.0	32.1	30.5	28.0	28.0	27.9	30.8	31.0	33.9	31.7	29.7
751-759	Real estate operators (excl developers) - Services immobiliers (sauf lotisseurs)	30.4	31.0	30.5	30.3	28.5	28.3	29.3	27.7	27.7	28.0	29.8	28.4	29.8
761-761	Insurance & real estate agent - Agences d'assur. et agences immobilières	30.3	35.8	30.7	33.0	22.4	26.2	28.2	27.0	27.5	29.2	31.2	29.1	27.2
771-779	Comm., business & pers. services - Services socio-culturels, comm. et pers.	27.6	28.0	27.5	27.5	27.6	27.2	27.2	27.2	27.1	26.9	27.4	27.2	26.6
771-779	Business services - Services aux entreprises	28.8	29.6	30.5	30.7	30.7	31.0	29.5	30.0	30.9	31.4	31.3	31.9	31.8
775	Arch., eng. & other scientific & tech. serv. - Arch., ingénieurs et autres serv. scient. et tech.	34.5	36.3	39.3	38.9	36.4	35.9	33.5	34.9	34.1	34.2	33.2	35.7	37.2
779	Other business services - Autres services aux entreprises	34.4	32.7	30.7	30.8	29.2	29.8	27.9	28.6	30.0	30.4	30.4	31.1	30.3
851-853	Educational services - Services d'enseignement	33.3	33.5	34.4	34.8	34.9	34.8	34.6	34.6	33.7	32.9	34.1	34.6	33.5
851	Elementary & secondary education - Enseignement élémentaire et secondaire	33.0	33.3	33.7	33.6	33.5	33.6	33.7	33.8	33.2	32.6	34.1	34.7	32.2

Table 6
Estimates of Average Weekly Hours, for Employees paid by the Hour, by
Industry, Canada, Provinces and Territories.

Tableau 6
Estimations des heures hebdomadaires moyennes, pour les salariés rémunérés à
l'heure, par industrie, Canada, provinces et territoires.

SIC	Industry	HOURS - HEURES												
		1987	1988	1989	1990	1991	1992	1993	1994	1995	1996	1997	1998	1999
1980														
CTI	Industrie													
QUÉBEC														
852	Post-second. non-university education - Enseignement postsecondaire non univers.	33.9	34.5	34.3	34.3	34.4	34.6	34.9	34.5	34.8	34.0	34.5	34.0	33.3
853	University education - Enseignement universitaire	33.4	33.6	35.7	37.4	38.0	37.0	36.1	36.2	34.0	33.2	33.8	34.7	36.7
861-869	Health & social services - Services de soins de santé et services sociaux	27.9	27.8	27.5	27.7	27.9	27.6	27.8	27.4	27.4	26.8	28.2	28.0	27.0
861	Hospitals - Hôpitaux	28.1	27.8	27.6	27.9	28.5	28.1	28.2	27.8	27.7	28.0	28.9	28.7	27.2
862	Other institutional health & social services - Autres établ. de soins de santé & serv. sociaux	25.3	25.1	24.1	25.1	25.9	26.7	26.2	26.4	27.1	25.7	27.7	28.0	27.2
911-922	Accommodation, food & beverage services - Hébergement et restauration	25.5	26.2	25.6	25.6	25.4	25.1	24.7	24.7	24.6	24.8	24.4	24.2	24.5
911-914	Accommodation services - Services d'hébergement	30.2	28.3	27.9	27.5	28.3	27.6	27.8	27.3	28.0	27.5	27.0	26.8	26.6
911	Hotels, motels & tourist courts - Hôtels, motels et camps pour touristes	31.5	28.6	28.3	28.2	27.5	27.5	27.1	27.1	27.7	27.2	26.8	26.6	26.6
921-922	Food & beverage services - Services de la restauration	24.5	25.7	25.0	25.2	24.7	24.4	24.0	24.1	23.8	24.3	23.8	23.6	23.8
921	Food services - Services de restauration	24.5	25.7	25.1	25.2	24.5	24.1	24.0	24.2	24.0	24.3	24.0	23.6	23.8
961-999	Miscellaneous services - Services divers	28.0	29.2	28.4	27.7	28.3	26.9	28.6	28.9	28.2	27.8	27.8	26.7	25.3
961-969	Amusement & recreational services - Services de divertissements et de loisirs	25.5	27.2	27.0	26.3	26.8	25.3	27.0	29.0	27.0	27.2	27.7	25.4	23.8
960	Other amusement & recreational services n.e.c - Autres serv. de divertis. et de loisirs n.c.a.	27.1	26.8	27.2	24.8	25.8	27.5	28.4	30.8	28.5	27.6	27.0	25.3	24.7
991-999	Other services - Autres services	31.0	32.3	31.0	28.1	29.6	29.3	29.9	28.9	28.6	27.8	27.9	28.2	28.0
990	Other services n.e.c. - Autres services n.c.a.	33.6	35.2	32.9	29.7	31.7	29.7	30.8	29.4	29.1	28.1	27.5	28.8	29.5
995	Services to buildings & dwellings - Serv. relatifs aux bâtiments et habitations	26.7	28.3	28.3	25.7	27.0	28.0	28.3	27.5	27.2	26.5	27.3	26.7	25.9
451-484	Service producing industries - Branches													
501-999	productrices de services	29.0	29.4	29.0	29.1	28.7	28.4	28.5	28.6	28.6	28.3	29.0	28.5	28.0
041-999	Industrial aggregate - Ensemble des industries	32.4	32.8	32.5	32.2	31.7	31.4	31.5	31.5	31.5	31.1	31.7	31.4	31.2
ONTARIO														
041-051	Logging and forestry - Exploitation forestière et serv. forestiers	40.7	41.0	42.3	40.3	39.4	39.4	39.4	38.6	41.1	42.3	43.8	41.8	40.2
041	Logging - Exploitation forestière	40.8	41.3	42.5	40.3	39.4	39.7	40.7	39.1	42.3	43.3	44.1	42.0	40.3
061-092	Mining (incl. milling), quarrying and oil wells Mines (y compris broyage), carrières et puits de pétrole	40.5	41.1	39.7	40.2	40.0	40.5	40.0	40.3	42.1	41.4	41.1	41.1	41.2
061-063	Mining - Mines	38.7	38.9	38.9	39.4	38.9	40.6	40.2	40.2	42.8	41.7	40.6	41.9	42.3
061	Metal mines - Mines de métaux	38.8	38.9	38.8	39.4	39.0	41.0	40.1	39.9	42.5	41.5	40.2	41.9	42.5
081-082	Quarries and sand pits - Carrières et sablières	40.5	40.3	40.5	40.8	43.1	41.9	41.7	42.8	42.8	41.9	42.1	39.2	38.7
091-092	Services incidental to mineral extraction - Industrie des services miniers	48.2	46.7	42.9	44.1	42.2	38.8	36.9	37.9	38.4	39.7	41.6	40.1	39.8
091	Services incid. to crude petroleum & nat. gas - Services relat. au pétrole brut et au gas nat.	48.2	48.0	40.9	43.0	39.5	36.6	40.0	35.9	38.3	41.2	39.7	38.5	37.6
092	Services incidental to mining - Services relatifs à l'extraction minière	48.2	46.3	43.6	44.5	43.4	39.8	35.3	38.4	38.5	39.6	41.8	40.4	40.1
101-399	Manufacturing - Industries manufacturières	39.7	39.8	39.4	39.0	38.7	39.2	39.7	40.1	39.6	39.2	40.8	39.5	39.3

Annual Estimates of Employment, Earnings and Hours, 1987-1999, Statistics Canada
 Estimations annuelles de l'Emploi, des gains et de la durée du travail, 1987-1999, Statistique Canada

Table 6
Estimates of Average Weekly Hours, for Employees paid by the Hour, by
Industry, Canada, Provinces and Territories.

Tableau 6
Estimations des heures hebdomadaires moyennes, pour les salariés rémunérés à
l'heure, par industrie, Canada, provinces et territoires.

SIC	Industry	HOURS - HEURES												
		1987	1988	1989	1990	1991	1992	1993	1994	1995	1996	1997	1998	1999
1980														
CTI	Industrie													
ONTARIO														
	Non-durable goods - Biens non durables	38.2	38.3	38.0	37.9	38.1	38.0	37.9	38.3	37.7	37.5	37.8	37.8	37.3
	Durable goods - Biens durables	40.5	40.6	40.1	39.6	39.0	39.9	40.7	41.2	40.6	40.2	42.3	40.4	40.4
101-109	Food - Aliments	37.2	37.7	37.2	37.9	38.4	38.9	37.8	38.1	37.6	36.9	37.0	36.5	36.9
101	Meat and poultry products - Viande & volaille	38.5	39.2	37.7	37.3	40.0	41.7	37.3	39.7	39.0	36.2	36.9	36.2	35.8
107	Bakery products - Produits de boulangerie-pâtisserie	32.6	33.6	34.3	35.9	35.6	35.0	35.5	35.8	35.7	35.4	35.7	35.8	36.7
161-169	Plastic products - Produits en matière plastique	35.0	35.1	35.2	36.5	38.5	39.1	39.3	40.0	39.6	38.5	38.2	38.1	38.1
243-249	Clothing - Habillement	34.6	35.0	34.8	34.5	35.7	36.5	36.9	37.0	37.5	36.4	36.0	36.7	36.5
251-259	Wood - Bois	40.4	40.2	40.5	38.5	37.8	39.1	39.5	39.2	37.7	38.4	41.4	39.3	39.2
261-269	Furniture & fixtures - Meubles et articles d'ameublement	40.0	38.6	39.3	38.3	38.5	40.3	39.6	40.1	40.4	39.1	42.0	39.3	37.8
271-279	Paper & allied products - Papier et produits connexes	38.5	38.7	38.6	38.7	39.6	40.5	41.0	41.0	40.8	40.9	40.8	40.2	39.9
271	Pulp & paper - Pâtes et papiers	39.4	39.7	39.9	39.9	40.1	41.2	42.0	42.4	42.8	43.1	42.2	41.3	40.4
273	Paper boxes & bags - Boîtes en carton et sacs en papier	37.6	37.1	36.7	36.8	39.3	39.8	41.5	40.8	39.8	39.9	..	39.4	39.2
281-284	Printing, publishing & allied ind.- Imprimerie, édition et industries connexes	37.0	36.2	37.2	35.1	34.3	33.1	33.7	34.5	33.1	34.3	35.4	36.1	34.5
281	Commercial printing - Impression commerciale	41.1	40.9	41.2	38.2	37.2	36.3	37.0	36.3	35.3	35.7	36.4	36.5	34.5
282	Platemaking, typesetting & bindery - Clichage, composition et reliure	35.4	34.2	33.7	34.5	35.7	34.4	37.1	39.3	36.1	36.0	37.5	36.6	34.3
284	Combined publishing & printing - Impression et édition combinées	32.5	30.3	30.8	29.9	29.4	27.7	24.9	27.5	27.6	28.4	30.3	34.3	34.2
291-299	Primary metals - Première transformation des métaux	41.4	41.5	40.8	40.4	39.6	40.9	41.5	42.4	42.4	41.8	43.1	41.5	40.4
291	Primary steel - Sidérurgie	40.6	41.3	40.9	40.0	39.3	40.0	40.9	41.5	41.8	41.4	43.1	41.3	40.0
301-309	Fabricated metal products - Fabrication des produits métalliques	41.2	40.3	40.4	39.5	39.6	39.7	40.5	40.7	40.0	39.6	42.2	40.7	40.0
304	Stamped, pressed & coated metal products Embout., matricage et revêtement des métaux	40.8	39.4	40.4	40.3	39.0	39.4	40.1	39.9	40.0	39.5	41.7	40.1	39.6
311-319	Machinery (ex. elect. mach.) - Machinerie (sauf électrique)	40.7	41.2	41.6	40.4	39.3	40.4	41.1	42.7	41.6	39.7	42.6	39.8	41.0
319	Other machinery & equipment - Autres machineries et équipements	40.9	41.4	41.8	40.5	39.4	40.5	41.0	42.8	41.6	39.6	42.6	39.9	41.1
321-329	Transportation equipment - Matériel de transport	40.9	41.6	40.4	40.2	39.1	40.2	41.6	42.2	41.6	41.3	42.8	40.9	41.8
323	Motor vehicles - Véhicules automobiles	41.7	42.4	40.6	40.7	40.2	41.5	42.9	43.1	42.4	42.3	43.0	43.1	42.7
325	Motor vehicle parts & accessories - Pièces et accessoires pour véhicules automobiles	40.3	40.9	40.1	39.8	38.4	39.9	41.3	41.9	41.2	41.0	42.7	39.7	41.4
331-339	Electrical & electronic products - Produits électriques et électroniques	39.2	39.7	39.0	39.0	38.7	39.1	39.6	39.7	38.8	38.7	41.3	39.3	38.6
330	Electrical & electronic products n.e.c. - Produits électriques et électroniques n.c.a.	38.8	39.0	38.7	38.8	39.4	39.2	40.5	42.3	39.9	40.7	42.8	39.1	38.3
335	Communication & other electronic equip. - Equip. de comm. et autre matériel électronique	41.2	41.6	39.5	40.0	38.9	39.5	38.1	38.0	37.6	36.5	39.8	39.2	38.6
337	Electrical industrial equipment - Matériel électrique d'usage industriel	37.8	39.6	39.8	39.7	38.8	39.3	40.6	40.9	41.4	39.8	42.4	39.7	38.7
371-379	Chemical & chemical products - Produits chimiques	41.9	42.1	41.9	41.2	40.3	38.8	39.0	39.0	38.1	38.0	39.2	38.3	39.1
374	Pharmaceuticals & medicine - Produits pharmaceutiques et médicaments	38.6	38.9	38.9	39.4	36.9	36.8	37.7	37.4	36.9	37.1	39.7	38.3	39.3
379	Other chemical products - Autres produits chimiques	41.1	41.9	42.2	41.5	41.1	39.3	40.4	40.3	38.1	38.6	39.4	38.6	38.9
391-399	Other manufacturing industries - Autres industries manufacturières	37.1	38.0	37.1	37.3	37.9	38.4	38.7	39.0	39.1	38.8	41.8	39.0	38.3
401-449	Construction - Construction	38.9	39.4	38.5	38.7	37.3	37.3	37.4	37.8	38.0	37.7	39.6	37.4	37.8

Table 6
Estimates of Average Weekly Hours, for Employees paid by the Hour, by
Industry, Canada, Provinces and Territories.

SIC	Industry	HOURS - HEURES												
		1987	1988	1989	1990	1991	1992	1993	1994	1995	1996	1997	1998	1999
1980														
CTI	Industrie													
ONTARIO														
401-402	Bldg, developing & general contracting - Constructeurs, promoteurs et entrep. généraux	38.9	39.3	37.7	38.8	37.6	36.5	35.4	36.7	36.6	36.8	38.8	37.4	36.5
401	Residential building & development - Promotion et construction de bâtiments résidentiels	38.9	39.3	37.7	38.7	37.0	35.8	35.6	35.9	35.7	35.7	37.8	37.0	36.4
402	Non-residential building & development - Promotion & constr. de bâtiments non résidentiels	39.0	39.4	37.8	39.2	38.7	37.8	35.1	38.7	39.1	39.5	41.4	38.5	36.7
411-412	Industrial & heavy (engineering) construction - Constr. lourde et industrielle (génie)	43.2	44.0	43.4	43.2	39.7	42.0	41.9	42.9	43.3	40.8	43.0	42.3	43.9
412	Highway & heavy constr. - Constr. de routes et constr. lourde	43.1	43.9	43.3	43.0	39.5	42.1	42.1	43.6	43.5	40.8	42.8	42.0	43.2
421-429	Trade contracting - Entrepreneurs spécialisés	38.2	38.7	38.0	37.9	36.9	36.6	37.0	37.1	37.6	37.5	39.2	36.6	37.1
041-449	Goods producing industries - Branches													
491-499	productrices de biens	39.6	39.8	39.3	39.1	38.6	39.0	39.4	39.8	39.5	39.1	40.6	39.2	39.1
451-499	Transportation, storage, comm. & other													
	utilities - Transp., entreposage, comm.													
	et autres services publics	38.3	39.3	38.9	37.3	38.1	37.9	37.2	36.9	37.8	37.6	36.6	36.1	35.4
451-479	Transportation & storage - Transport et entreposage	39.5	40.6	40.2	37.1	37.6	37.2	36.4	36.2	37.9	37.9	36.1	36.5	35.8
451-459	Transportation - Transport	39.6	40.8	40.4	37.1	37.5	37.3	36.3	36.2	38.0	38.0	36.1	36.4	35.7
456	Truck transport - Camionnage	38.4	40.0	39.3	37.5	37.1	37.0	35.0	36.6	38.6	37.5	35.4	36.9	37.8
457	Public passenger transit systems - Transport en commun	46.4	46.5	44.9	36.6	37.4	36.6	35.6	35.5	36.3	37.5	34.8	34.8	33.8
458-459	Transportation n.e.c. - Transport n.c.a.	35.1	35.9	36.6	35.1	37.1	37.2	36.9	35.5	36.4	35.8	35.4	35.7	33.0
481-499	Communication & other utilities - Communications et autres services publics	36.3	37.0	36.9	37.7	39.1	38.9	38.7	38.1	37.6	37.1	37.4	35.6	35.0
481-484	Communication - Communications	25.7	27.2	29.0	29.1	33.7	33.5	33.8	33.3	32.9	33.3	34.2	33.8	33.8
484	Postal & courier service - Services postaux et services de messagers	25.0	26.1	25.7	27.4	32.2	31.8	33.0	32.9	32.8	32.8	33.5	33.6	34.8
491-499	Other Utilities - Autres services publics	42.6	42.4	42.1	42.6	41.8	41.5	41.2	40.6	41.0	40.4	40.7	39.1	37.6
491	Electric power systems - Énergie électrique	42.8	42.8	43.2	43.3	42.6	42.4	41.5	41.7	42.4	41.7	41.8	40.9	38.5
499	Other utilities n.e.c. - Autres services publics n.c.a.	44.1	43.7	40.7	42.2	40.9	39.7	41.1	39.0	39.7	39.3	39.9	37.3	35.7
501-692	Trade - Commerce	28.1	27.6	27.4	26.9	26.6	26.0	26.5	27.1	26.6	27.5	26.9	28.0	28.9
501-599	Wholesale Trade - Commerce de gros	36.4	35.2	35.7	34.5	34.4	34.7	35.0	35.5	35.2	37.9	35.9	34.8	35.7
521-524	Food, beverage, drug & tobacco - Produits alimentaires, boissons, médicaments et tabac	30.4	29.9	30.2	30.4	31.7	31.2	34.5	36.0	34.2	35.1	31.6	32.7	32.0
551-552	Motor vehicles, parts & accessories - Véhicules auto., pièces et accessoires	39.0	38.4	38.9	39.5	39.2	41.2	38.6	38.0	38.1	39.3	38.2	36.5	37.8
561-563	Metals, hardware, plumbing, heating & building materials - Métaux, quincaillerie, matér. de plomberie, de chauffage et de construction	35.7	35.5	36.4	35.8	34.8	34.3	34.2	33.6	34.3	36.2	35.4	34.0	36.3
591-599	Other wholesale products - Autres produits divers, commerce de gros	36.6	35.8	34.7	35.3	34.6	36.2	36.2	36.0	35.4	38.6	36.7	35.1	36.5
601-692	Retail trade - Commerce de détail	26.1	25.9	25.2	25.1	24.8	23.9	24.5	25.1	24.4	24.3	24.4	25.8	26.5
601-603	Food, beverage and drug - Aliments, boissons et médicaments	24.0	24.3	23.3	23.5	24.5	22.5	22.7	23.5	22.9	23.0	22.9	24.0	24.3
601	Food stores - Magasins d'alimentation	24.4	24.8	23.8	23.8	24.8	22.0	22.2	22.6	22.0	21.7	21.7	23.4	24.0
603	Prescription drugs & patent medicine stores - Mag. de médicaments sur ordonnance & brevetés	22.1	22.4	21.6	22.4	23.8	24.6	24.8	26.8	26.1	26.1	26.2	25.2	25.3
611-615	Shoe, apparel, fabric & yarn - Chaussures, vêtements, tissus et filés	24.3	23.9	23.0	22.2	23.0	21.8	22.2	22.1	21.6	20.7	20.3	22.8	23.8

Annual Estimates of Employment, Earnings and Hours, 1987-1999, Statistics Canada
Estimations annuelles de l'Emploi, des gains et de la durée du travail, 1987-1999, Statistique Canada

Table 6
Estimates of Average Weekly Hours, for Employees paid by the Hour, by
Industry, Canada, Provinces and Territories.

SIC 1980 CTI	Industry Industrie	HOURS - HEURES												
		1987	1988	1989	1990	1991	1992	1993	1994	1995	1996	1997	1998	1999
ONTARIO														
613	Women's clothing stores - Magasins de vêtements pour dames	24.9	24.7	23.2	23.2	22.9	20.9	20.7	20.0	20.5	19.7	18.9	22.1	23.9
614	Clothing stores n.e.c. - Magasins de vêtements n.c.a.	22.5	21.7	21.3	20.2	22.8	23.0	24.0	23.6	22.5	20.5	20.6	22.1	22.8
631-639	Auto vehicles, parts & access., sales & serv. Véhicules autos, pièces & access., vente & serv.	31.3	31.9	31.7	31.7	32.1	31.5	31.6	32.3	31.1	30.5	30.7	32.7	32.9
631	Automobile dealers - Concessionnaires d'automobiles	34.3	34.5	34.0	36.6	37.8	36.0	35.9	36.7	31.7	34.7	35.8	36.5	36.6
633	Gasoline service stations - Stations-service	29.6	30.8	31.4	30.0	29.5	27.6	27.4	29.3	30.1	25.8	24.9	27.2	27.4
634	Automotive parts & accessories stores - Mag. de pièces et accessoires pour automobiles	29.4	29.0	27.8	27.6	25.9	26.3	26.1	27.6	27.5	26.2	26.9	31.2	31.5
635	Motor vehicle repair shops - Ateliers de réparation d'automobiles	33.9	36.0	35.8	35.9	37.5	36.5	37.4	35.0	34.1	32.2	30.9	33.3	35.0
641-641	General merchandise stores - Magasins de marchandises diverses	23.2	23.0	21.8	21.7	20.4	20.4	21.8	22.1	21.5	21.4	22.3	23.9	26.8
651-692	Other retail n.e.c. - Autres commerces de détail n.c.a.	26.4	25.3	25.2	25.2	24.5	23.0	24.7	24.7	24.5	24.5	23.7	24.7	25.3
701-761	Finance, insurance & real estate - Finances, assur. & affaires immobilières	25.5	25.1	25.8	25.7	23.9	24.1	24.8	25.4	25.7	26.0	26.4	28.8	28.8
701-749	Finance & insurance - Intermédiaires financiers et assurances	21.9	22.2	24.2	23.2	22.2	23.1	23.3	24.1	24.2	26.4	25.9	29.4	28.6
701-709	Deposit accepting intermediaries - Intermédiaires financiers de dépôts	22.0	21.7	24.3	22.7	21.5	21.7	21.5	22.8	23.7	24.6	24.6	27.7	27.4
701-702	Banks - Banques	20.4	20.1	22.5	21.1	20.6	20.2	20.7	22.0	23.0	24.2	23.9	27.7	26.9
703	Trust Companies - Sociétés de fiducie	23.9	23.6	26.4	24.7	22.8	22.5	22.0	23.7	24.2	25.5	25.9	27.6	26.6
751-759	Real estate operators (exc'l developers) - Services immobiliers (sauf lotisseurs)	28.3	28.9	29.1	28.7	26.4	27.4	27.4	28.4	28.7	24.8	26.9	26.9	30.1
761-761	Insurance & real estate agent - Agences d'assur. et agences immobilières	26.2	22.7	20.7	25.9	25.9	21.2	24.7	25.7	27.3	25.9	28.1	28.5	27.7
771-779	Comm., business & pers. services - Services	26.1	26.3	25.7	25.7	25.9	25.7	25.8	25.9	26.1	26.2	26.7	26.7	27.3
851-999	socio-culturels, comm. et pers.	26.5	26.4	26.6	27.1	27.5	28.1	29.6	29.4	29.4	30.6	30.8	31.6	31.8
771-779	Business services - Services aux entreprises	26.5	26.4	26.6	27.1	27.5	28.1	29.6	29.4	29.4	30.6	30.8	31.6	31.8
771	Employment agencies & personnel suppliers - Bureaux de placement et location de pers.	19.9	20.1	18.9	20.7	22.4	25.4	25.3	27.8	28.4	28.9	30.4	30.3	29.6
779	Other business services - Autres services aux entreprises	23.4	23.5	24.0	27.0	28.9	30.4	30.9	29.7	30.9	30.9	30.4	32.0	31.3
851-853	Educational services - Services d'enseignement	34.4	34.7	34.7	34.7	34.8	34.8	34.6	34.6	34.5	33.6	34.1	34.7	33.4
851	Elementary & secondary education - Enseignement élémentaire et secondaire	33.9	34.3	34.3	34.3	34.7	34.8	34.6	34.5	34.5	33.7	34.6	35.4	32.5
852	Post-second. non-university education - Enseignement postsecondaire non univers.	34.5	34.6	34.7	34.7	34.0	33.5	33.3	33.6	33.5	33.1	32.8	32.5	32.5
853	University education - Enseignement universitaire	35.2	35.3	35.3	35.3	35.4	35.3	35.1	35.1	35.1	33.9	33.2	34.1	36.1
861-869	Health & social services - Services de soins de santé et services sociaux	28.8	28.9	28.6	28.3	28.7	28.5	28.2	28.3	28.1	27.8	28.8	28.4	28.6
861	Hospitals - Hôpitaux	31.8	31.7	31.3	31.8	32.3	31.9	31.7	31.9	32.4	31.9	32.7	32.1	30.6
862	Other institutional health & social services - Autres établ. de soins de santé & serv. sociaux	26.7	26.7	26.6	25.9	25.8	26.4	26.3	25.4	24.7	25.0	26.2	27.0	27.1
865	Private practice of physicians, surgeons & dentist - Cabinets privés de médecins chirurgiens, dentistes	24.8	25.8	25.5	26.0	24.8	23.0	23.9	24.6	25.3	24.8	26.3	24.9	26.5
869	Health & social service assn's & agencies - Assoc. & org. de santé et de services sociaux	19.5	18.8	19.9	18.8	17.8	18.4	16.8	17.4	18.7	21.2	28.1	27.6	28.9
911-922	Accommodation, food & beverage services - Hébergement et restauration	23.4	23.7	22.3	22.8	22.5	22.4	22.4	22.9	23.8	22.9	23.3	22.8	23.9

Annual Estimates of Employment, Earnings and Hours, 1987-1999, Statistics Canada
Estimations annuelles de l'Emploi, des gains et de la durée du travail, 1987-1999, Statistique Canada

Table 6
Estimates of Average Weekly Hours, for Employees paid by the Hour, by
Industry, Canada, Provinces and Territories.

Tableau 6
Estimations des heures hebdomadaires moyennes, pour les salariés rémunérés à
l'heure, par industrie, Canada, provinces et territoires.

SIC 1980 CTI	Industry Industrie	HOURS - HEURES												
		1987	1988	1989	1990	1991	1992	1993	1994	1995	1996	1997	1998	1999
ONTARIO														
911-914	Accommodation services - Services d'hébergement	27.5	27.7	27.1	27.2	26.4	26.4	26.1	27.7	28.7	26.6	28.9	28.0	29.6
911	Hotels, motels & tourist courts - Hôtels, motels et camps pour touristes	27.3	27.2	26.6	26.9	26.3	26.7	27.0	27.7	28.5	26.7	28.9	28.0	29.5
921-922	Food & beverage services - Services de la restauration	22.4	22.6	21.1	21.7	21.4	21.4	21.5	21.8	22.8	22.1	22.0	21.8	22.8
921	Food services - Services de restauration	22.3	22.5	21.0	21.6	21.4	21.2	21.4	21.8	22.8	22.1	22.1	21.9	22.9
961-999	Miscellaneous services - Services divers	26.5	27.0	26.2	25.5	25.6	24.2	24.5	24.1	23.3	24.8	24.2	25.5	25.8
961-969	Amusement & recreational services - Services de divertissements et de loisirs	25.3	26.9	24.4	23.9	24.0	22.0	22.0	22.4	22.4	23.4	23.2	23.8	24.0
991-999	Other services - Autres services	29.9	29.4	29.9	28.3	28.0	27.4	27.1	25.7	24.4	25.8	25.0	27.5	28.9
990	Other services n.e.c. - Autres services n.c.a.	32.7	34.4	36.0	31.1	29.2	27.8	26.4	25.6	24.3	26.1	23.9	28.3	29.7
451-484	Service producing industries - Branches productrices de services	27.5	27.5	27.1	26.7	26.8	26.5	26.6	26.9	26.9	27.3	27.5	28.0	28.5
041-999	Industrial aggregate - Ensemble des industries	32.2	32.3	31.8	31.1	30.8	30.5	30.7	31.1	30.9	31.1	31.8	31.5	31.9
MANITOBA														
061-092	Mining (incl. milling), quarrying and oil wells - Mines (y compris broyage), carrières et puits de pétrole	40.9	40.9	41.3	40.5	40.0	40.4	40.9	40.9	41.7	38.3	39.1	39.4	39.1
101-399	Manufacturing - Industries manufacturières	37.9	37.7	37.7	37.3	36.7	37.2	37.3	37.3	36.9	38.2	37.8	37.4	37.7
	Non-durable goods - Biens non durables	37.2	36.6	36.5	36.3	35.9	36.1	36.7	36.5	36.0	36.1	36.4	36.5	36.3
	Durable goods - Biens durables	38.6	38.8	39.0	38.3	37.5	38.3	37.8	37.9	37.6	39.5	38.8	38.0	38.8
101-109	Food - Aliments	37.9	36.5	35.9	35.8	35.0	36.0	36.5	36.6	37.1	36.0	36.0	35.8	36.2
101	Meat and poultry products - Viande & volaille	38.4	35.5	33.6	34.2	32.3	34.3	36.1	36.4	37.3	36.7	38.0	36.8	36.4
243-249	Clothing - Habillement	37.9	37.2	37.7	37.0	36.1	37.7	38.3	38.1	37.7	34.4	35.5	36.2	36.3
251-259	Wood - Bois	37.7	37.2	36.9	37.1	37.0	36.5	37.7	38.0	39.0	37.8	37.1	37.9	38.5
254	Sash, doors & other millwork - Portes, châssis et autres bois travaillés	38.0	37.4	36.6	37.0	36.8	36.4	37.9	38.6	39.0	38.0	37.2	37.4	38.4
281-284	Printing, publishing & allied ind. - Imprimerie, édition et industries connexes	34.0	33.4	33.2	33.9	35.1	33.8	34.5	34.4	33.0	33.8	34.6	35.6	34.1
281	Commercial printing - Impression commerciale	33.4	33.2	32.3	35.3	36.3	34.3	36.7	36.5	34.2	35.8	37.5	36.6	34.1
321-329	Transportation equipment - Matériel de transport	38.1	38.9	39.3	38.1	36.8	37.6	34.7	35.2	35.2	39.4	39.7	37.0	39.4
321	Aircraft & aircraft parts - Aéronefs et pièces d'aéronefs	38.6	39.8	39.6	37.9	35.9	38.9	38.5	39.3	39.4	40.4	40.5	37.4	38.9
401-449	Construction - Construction	39.0	39.6	39.9	39.3	36.9	37.7	37.8	41.7	41.0	40.1	39.3	38.7	36.0
401-402	Bldg, developing & general contracting - Constructeurs, promoteurs et entrep. généraux	36.2	36.2	37.1	35.9	36.3	37.2	35.0	39.2	39.6	39.0	38.6	38.5	36.3
411-412	Industrial & heavy (engineering) construction - Constr. lourde et industrielle (génie)	46.6	46.8	47.5	49.7	44.0	44.8	45.8	48.1	45.4	47.0	46.2	42.9	38.9
421-429	Trade contracting - Entrepreneurs spécialisés	37.3	38.3	38.1	37.6	35.7	36.2	36.9	40.9	40.4	38.9	38.4	37.9	35.6
041-449	Goods producing industries - Branches productrices de biens	38.3	38.2	38.4	37.9	37.2	37.8	37.9	38.6	38.1	38.7	38.4	37.7	37.4
451-499	Transportation, storage, comm. & other utilities - Transp., entreposage, comm. et autres services publics	40.0	40.6	42.6	43.3	43.4	42.3	37.9	38.3	38.4	38.5	38.4	36.8	36.1

Table 6
Estimates of Average Weekly Hours, for Employees paid by the Hour, by
Industry, Canada, Provinces and Territories.

Tableau 6
Estimations des heures hebdomadaires moyennes, pour les salariés rémunérés à
l'heure, par industrie, Canada, provinces et territoires.

SIC	Industry	HOURS - HEURES												
		1987	1988	1989	1990	1991	1992	1993	1994	1995	1996	1997	1998	1999
CTI	Industrie													
MANITOBA														
451-479	Transportation & storage - Transport et entreposage	38.5	39.0	39.3	38.9	37.8	38.3	37.9	38.5	38.3	38.4	38.9	37.3	36.3
451-459	Transportation - Transport	38.7	39.2	39.4	39.0	37.9	38.3	37.9	38.4	38.3	38.5	38.9	37.2	36.1
453	Railway transport & related services - Transport et services ferroviaires	39.7	41.3	40.2	40.2	39.5	39.9	39.4	41.4	..	41.8	42.7	40.7	40.2
481-499	Communication & other utilities - Communications et autres services publics	43.4	44.3	51.2	54.1	55.6	50.4	38.0	38.1	38.5	38.7	37.1	35.6	35.7
481-484	Communication - Communications	46.1	47.5	57.8	62.5	61.9	53.9	34.8	35.2	34.7	34.3	26.4	33.0	35.4
482	Telecommunication carriers - Transmission des télécommunications	48.0	49.4	60.7	65.9	66.9	58.6	35.5	36.3	36.2	35.8
491-499	Other Utilities - Autres services publics	38.7	38.9	39.3	39.1	44.0	43.6	43.5	43.2	43.5	43.7	43.2	38.3	36.1
491	Electric power systems - Énergie électrique	38.9	39.2	39.6	40.2	45.3	44.8	45.4	45.9	46.2	46.5	45.2	39.1	36.3
501-692 Trade - Commerce		27.2	26.4	26.8	27.1	25.9	25.4	26.1	27.8	27.1	27.1	27.6	28.1	28.6
501-599	Wholesale Trade - Commerce de gros	34.2	32.7	34.2	35.2	33.7	30.8	34.0	34.3	33.7	34.2	34.5	35.4	35.5
601-692	Retail trade - Commerce de détail	25.2	24.9	24.9	25.0	24.0	24.1	24.3	26.1	25.3	25.5	25.5	25.8	26.5
601-603	Food, beverage and drug - Aliments, boissons et médicaments	23.7	22.0	22.3	23.3	23.3	23.6	22.8	25.1	24.5	24.7	24.2	25.3	26.2
601	Food stores - Magasins d'alimentation	23.5	22.8	22.8	23.8	23.3	23.6	22.7	24.8	24.2	24.2	23.7	25.4	26.4
611-615	Shoe, apparel, fabric & yarn - Chaussures, vêtements, tissus et filés	22.4	21.7	22.1	21.7	20.1	19.7	20.2	21.4	21.6	20.3	20.1	20.9	21.9
631-639	Auto vehicles, parts & access., sales & serv. - Véhicules autos, pièces & access., vente & serv.	28.6	29.1	31.4	31.6	30.0	30.4	30.7	31.5	29.0	29.7	31.2	31.3	31.0
641-641	General merchandise stores - Magasins de marchandises diverses	22.8	22.9	22.1	22.0	21.1	21.7	22.4	23.9	24.2	23.9	24.6	23.9	25.5
651-692	Other retail n.e.c. - Autres commerces de détail n.c.a.	29.9	30.3	27.3	25.9	25.1	24.4	23.7	26.7	25.9	26.5	24.7	24.0	25.1
701-761 Finance, insurance & real estate - Finances, assur. & affaires immobilières		22.2	22.8	23.9	23.7	24.1	23.4	23.3	22.3	20.7	23.7	25.1	26.2	29.4
701-749	Finance & insurance - Intermédiaires financiers et assurances	19.1	20.9	22.5	22.5	23.4	22.2	22.1	21.9	20.6	22.9	23.6	25.9	30.0
701-709	Deposit accepting intermediaries - Intermédiaires financiers de dépôts	19.0	20.1	21.3	20.8	20.8	20.0	19.3	19.9	18.6	20.0	21.4	25.1	29.5
701-702	Banks - Banques	15.5	16.4	17.4	17.0	18.0	18.2	18.3	17.1	15.6	16.4	16.6	22.9	29.0
731-733	Insurance - Assurances	17.4	20.4	20.9	20.7	20.2	22.3	24.7	25.7	25.9	28.0	27.2	28.9	30.3
751-759	Real estate operators (exc'l developers) - Services immobiliers (sauf lotisseurs)	21.6	22.1	24.3	25.5	25.0	25.1	25.5	22.1	20.3	24.5	27.6	26.1	27.6
771-779 Comm., business & pers. services - Services														
851-999 socio-culturels, comm. et pers.		26.6	26.4	26.5	26.5	26.1	26.0	25.9	26.5	25.9	26.0	26.1	26.2	25.4
771-779	Business services - Services aux entreprises	29.4	29.1	28.1	27.9	28.3	28.8	27.6	28.1	28.2	30.1	27.7	30.6	31.5
851-853	Educational services - Services d'enseignement	34.9	35.0	34.7	34.9	33.9	34.4	35.8	33.9	34.0	33.2	33.8	34.0	32.9
851	Elementary & secondary education - Enseignement élémentaire et secondaire	34.4	35.0	34.5	35.0	35.0	35.2	35.9	35.8	35.8	33.7	33.7	33.7	31.6
853	University education - Enseignement universitaire	34.7	34.8	34.8	34.2	30.8	32.0	35.4	28.9	28.6	30.6	33.8	34.6	36.6
861-869	Health & social services - Services de soins de santé et services sociaux	27.8	28.0	28.2	28.5	28.5	28.6	28.6	28.8	28.3	28.4	29.1	28.6	26.0
861	Hospitals - Hôpitaux	32.5	32.8	31.8	32.3	30.7	30.2	30.2	30.7	31.3	30.7	30.8	30.9	27.5
862	Other institutional health & social services - Autres établ. de soins de santé & serv. sociaux	28.3	27.0	26.8	27.8	27.4	27.9	27.1	26.9	27.3	28.4	28.2	27.7	24.7
911-922	Accommodation, food & beverage services - Hébergement et restauration	22.9	22.1	21.8	21.5	21.8	21.9	21.5	22.5	22.2	22.6	21.5	21.4	22.1

Table 6
Estimates of Average Weekly Hours, for Employees paid by the Hour, by
Industry, Canada, Provinces and Territories.

Tableau 6
Estimations des heures hebdomadaires moyennes, pour les salariés rémunérés à
l'heure, par industrie, Canada, provinces et territoires.

SIC 1980 CTI	Industry Industrie	HOURS - HEURES												
		1987	1988	1989	1990	1991	1992	1993	1994	1995	1996	1997	1998	1999
MANITOBA														
911-914	Accommodation services - Services d'hébergement	24.6	26.2	26.4	24.6	25.1	24.6	25.0	25.4	24.9	24.9	23.7	25.1	25.7
911	Hotels, motels & tourist courts - Hôtels, motels et camps pour touristes	26.0	26.9	27.7	25.2	25.2	24.6	25.0	25.2	24.7	24.8	23.5	25.0	25.6
921-922	Food & beverage services - Services de la restauration	22.0	20.3	20.0	20.3	20.7	20.8	20.2	21.4	21.3	21.8	20.7	20.1	20.6
921	Food services - Services de restauration	21.8	20.1	19.8	20.1	20.7	20.9	20.2	21.4	21.3	21.8	20.7	20.1	20.6
961-999	Miscellaneous services - Services divers	31.2	30.7	30.1	29.6	25.4	24.8	25.1	26.7	24.1	22.2	25.8	25.7	25.2
451-484 501-999	Service producing industries - Branches productrices de services	28.0	27.8	28.3	28.4	27.9	27.5	27.1	27.9	27.2	27.3	27.5	27.9	27.6
041-999	Industrial aggregate - Ensemble des industries	31.2	30.9	31.3	31.1	30.3	30.1	29.7	30.4	29.9	30.0	30.3	30.4	30.1
SASKATCHEWAN														
061-092	Mining (incl. milling), quarrying and oil wells Mines (y compris broyage), carrières et puits de pétrole	37.8	38.8	38.1	38.0	37.8	38.7	36.7	39.6	39.1	37.0	41.9	41.1	40.4
062	Non-metal mines (except coal) - Mines de minerais non métalliques (sauf le charbon)	39.6	39.4	39.4	39.2	37.9	38.8	36.6	38.5	38.4	37.7	40.9	..	39.5
091-092	Services incidental to mineral extraction - Industrie des services miniers	31.6	35.2	32.1	33.3	34.9	37.7	36.6	41.7	40.6	34.3	41.2	40.2	39.3
101-399	Manufacturing - Industries manufacturières	36.6	37.6	37.2	36.6	35.9	36.1	35.8	36.7	36.3	37.6	37.5	37.5	38.0
	Non-durable goods - Biens non durables	36.1	37.5	36.9	36.0	34.7	34.8	34.2	35.7	35.8	35.9	37.4	37.3	37.5
	Durable goods - Biens durables	37.1	37.7	37.6	37.2	37.3	37.7	37.3	37.5	36.8	38.9	37.5	37.6	38.5
101-109	Food - Aliments	36.4	35.6	35.9	35.0	34.9	35.1	34.4	35.4	36.2	35.0	35.4	35.6	36.4
101	Meat and poultry products - Viande & volaille	34.3	34.2	34.6	33.3	33.4	34.3	34.1	34.5	34.9	34.0	34.3	35.3	35.8
251-259	Wood - Bois	38.7	39.8	38.8	37.4	35.5	36.3	36.3	37.4	37.8	38.4	37.1	39.3	38.8
281-284	Printing, publishing & allied ind. - Imprimerie, édition et industries connexes	31.6	32.8	32.0	34.4	31.4	31.0	29.6	32.7	31.9	32.2	34.3	35.1	33.9
281	Commercial printing - Impression commerciale	37.3	34.2	34.2	36.3	33.1	34.9	34.3	34.3	35.5	36.1	36.8	36.1	34.2
311-319	Machinery (ex. elect. mach.) - Machinerie (sauf électrique)	37.7	38.6	37.3	37.0	36.8	37.8	37.4	37.7	36.5	39.7	37.3	36.7	38.6
311	Agricultural implements - Instruments aratoires	37.7	39.2	38.3	37.7	36.6	38.0	37.3	37.5	35.8	39.6	37.1	36.6	38.4
401-449	Construction - Construction	36.7	36.4	36.9	37.3	36.5	37.7	36.2	36.8	35.2	39.3	39.4	39.9	36.8
401-402	Bldg, developing & general contracting - Constructeurs, promoteurs et entrep. généraux	34.6	35.0	35.1	36.0	34.9	34.6	31.4	34.5	33.3	37.2	37.1	38.9	36.3
401	Residential building & development - Promotion et construction de bâtiments résidentiels	29.8	30.2	30.2	31.0	33.7	33.8	30.3	34.3	32.7	36.6	37.0	37.6	36.1
421-429	Trade contracting - Entrepreneurs spécialisés	35.5	34.9	35.4	35.6	34.6	36.0	35.1	35.5	34.3	37.5	37.9	38.5	35.7
041-449 491-499	Goods producing industries - Branches productrices de biens	36.8	37.4	37.2	37.0	36.4	37.0	36.0	37.1	36.3	37.9	38.9	38.7	38.0
451-499	Transportation, storage, comm. & other utilities - Transp., entreposage, comm. et autres services publics	35.1	36.2	36.9	35.9	36.1	36.6	35.7	36.6	34.5	35.1	37.0	35.6	35.9
451-479	Transportation & storage - Transport et entreposage	35.5	36.8	37.5	36.7	36.8	37.6	36.3	37.6	34.9	36.0	37.3	36.1	36.0

Table 6
Estimates of Average Weekly Hours, for Employees paid by the Hour, by
Industry, Canada, Provinces and Territories.

SIC 1980 CTI	Industry Industrie	HOURS - HEURES												
		1987	1988	1989	1990	1991	1992	1993	1994	1995	1996	1997	1998	1999
SASKATCHEWAN														
481-499	Communication & other utilities - Communications et autres services publics	29.1	29.4	30.8	30.3	31.9	30.9	32.3	31.5	32.3	29.7	35.1	34.5	35.6
481-484	Communication - Communications	23.2	23.8	27.5	25.6	31.8	30.9	31.8	30.4	32.3	30.4	31.0	34.3	35.0
501-692 Trade - Commerce		28.6	28.3	27.9	27.6	26.8	26.5	26.6	27.1	27.4	27.2	27.7	28.1	29.1
501-599	Wholesale Trade - Commerce de gros	33.6	33.7	33.8	33.1	33.4	31.9	31.9	33.9	34.7	34.3	34.5	35.2	35.5
601-692	Retail trade - Commerce de détail	27.5	27.1	26.5	26.3	25.4	25.2	25.3	25.5	25.4	25.7	25.9	26.2	27.4
601-603	Food, beverage and drug - Aliments, boissons et médicaments	27.3	25.8	24.9	24.9	24.6	24.0	23.6	23.5	24.3	24.5	24.7	25.6	26.8
601	Food stores - Magasins d'alimentation	27.1	25.7	25.1	25.2	24.6	23.9	23.5	23.3	24.3	24.5	24.3	26.1	27.2
611-615	Shoe, apparel, fabric & yarn - Chaussures, vêtements, tissus et filés	23.5	22.7	21.4	21.4	21.1	20.9	21.7	22.7	22.2	21.6	20.9	21.5	21.8
631-639	Auto vehicles, parts & access., sales & serv. Véhicules autos, pièces & access., vente & serv.	31.6	31.7	31.7	31.4	31.2	29.3	29.7	29.5	30.1	29.9	31.3	30.9	30.8
641-641	General merchandise stores - Magasins de marchandises diverses	26.5	26.5	26.2	25.9	23.8	23.4	23.8	24.8	23.8	23.9	23.9	24.0	27.0
651-692	Other retail n.e.c. - Autres commerces de détail n.c.a.	23.0	22.2	22.8	24.1	23.4	25.7	25.1	25.9	26.0	26.2	23.9	24.0	25.8
701-761 Finance, insurance & real estate - Finances, assur. & affaires immobilières		19.9	20.5	20.5	21.1	21.8	22.0	22.5	23.9	23.6	25.0	25.9	27.0	29.6
701-749	Finance & insurance - Intermédiaires financiers et assurances	18.8	21.6	21.6	21.8	22.4	22.1	22.3	22.9	22.9	23.7	24.8	26.7	30.4
701-709	Deposit accepting intermediaries - Intermédiaires financiers de dépôts	19.8	22.3	21.9	21.9	21.5	21.7	21.4	22.2	22.3	22.9	23.9	25.5	28.9
701-702	Banks - Banques	17.5	19.7	19.3	19.4	19.7	19.6	20.0	19.7	20.6	20.5	20.5	..	27.2
751-759	Real estate operators (exc'l developers) - Services immobiliers (sauf lotisseurs)	19.1	18.2	18.4	18.6	19.9	20.5	23.2	25.7	25.9	28.7	30.2	27.1	25.6
771-779 Comm., business & pers. services - Services 851-999 socio-culturels, comm. et pers.		24.9	24.8	24.6	25.1	25.3	25.6	25.0	25.6	25.0	25.0	24.9	25.7	25.8
771-779	Business services - Services aux entreprises	25.5	27.1	28.0	27.0	27.1	26.4	26.2	26.5	26.9	31.5	29.1	31.6	32.3
851-853	Educational services - Services d'enseignement	35.2	34.3	34.5	34.4	34.1	34.0	33.9	34.2	34.4	33.3	33.6	33.8	33.0
851	Elementary & secondary education - Enseignement élémentaire et secondaire	35.4	34.7	34.9	35.1	35.0	35.0	34.8	34.5	34.2	32.9	33.5	33.4	31.4
854	Library services - Bibliothèques	13.9	13.0	13.7	13.5	12.0	11.5	11.8	11.9	14.6	13.9	16.7	24.1	21.0
861-869	Health & social services - Services de soins de santé et services sociaux	26.9	26.7	28.2	27.5	27.3	27.6	27.2	27.1	26.4	26.7	26.2	27.1	26.8
861	Hospitals - Hôpitaux	29.1	28.7	30.7	29.5	28.6	28.8	28.6	28.1	27.3	26.7	26.2	28.2	27.7
862	Other institutional health & social services - Autres établ. de soins de santé & serv. sociaux	25.1	25.7	26.2	25.5	26.9	27.0	27.2	27.0	26.5	26.3	25.4	26.2	25.5
911-922	Accommodation, food & beverage services - Hébergement et restauration	23.6	22.9	23.1	22.7	22.5	23.3	22.9	23.6	23.4	23.1	22.4	22.4	23.2
911-914	Accommodation services - Services d'hébergement	24.8	23.9	25.0	24.5	24.0	25.7	25.2	25.2	25.3	25.1	25.0	26.8	28.7
921-922	Food & beverage services - Services de la restauration	22.8	22.2	22.0	21.6	21.8	22.2	21.7	22.9	22.5	22.4	21.3	20.9	21.3
921	Food services - Services de restauration	22.9	22.3	22.1	21.7	21.9	22.2	21.8	22.8	22.4	22.4	21.3	20.9	21.4
961-999	Miscellaneous services - Services divers	22.4	22.1	19.4	21.7	23.2	23.4	21.8	25.5	24.4	21.2	25.3	25.1	24.9
451-484 Service producing industries - Branches 501-999 productrices de services		26.6	26.5	26.2	26.3	26.2	26.4	26.1	26.7	26.4	26.3	26.6	27.3	27.8
041-999 Industrial aggregate - Ensemble des industries		28.8	28.8	28.6	28.5	28.0	28.3	28.0	28.8	28.4	28.4	28.9	29.5	29.8

Annual Estimates of Employment, Earnings and Hours, 1987-1999, Statistics Canada
 Estimations annuelles de l'Emploi, des gains et de la durée du travail, 1987-1999, Statistique Canada

Table 6
Estimates of Average Weekly Hours, for Employees paid by the Hour, by
Industry, Canada, Provinces and Territories.

Tableau 6
Estimations des heures hebdomadaires moyennes, pour les salariés rémunérés à
l'heure, par industrie, Canada, provinces et territoires.

SIC	Industry	HOURS - HEURES												
		1987	1988	1989	1990	1991	1992	1993	1994	1995	1996	1997	1998	1999
1980														
CTI	Industrie													
ALBERTA														
041-051	Logging and forestry - Exploitation forestière et serv. forestiers	36.4	35.8	36.3	35.5	34.7	36.3	35.0	40.6	36.9	40.9	40.9	40.1	39.9
041	Logging - Exploitation forestière	36.4	35.8	32.1	33.5	35.3	38.3	36.4	42.3	37.1	41.1	41.1	40.2	40.1
061-092	Mining (incl. milling), quarrying and oil wells Mines (y compris broyage), carrières et puits de pétrole	39.1	40.2	38.6	38.8	38.0	38.4	40.2	39.2	37.5	39.9	45.1	42.2	41.5
061-063	Mining - Mines	41.5	42.7	43.3	43.2	41.0	41.5	41.3	41.4	42.9	42.2	43.2	41.8	41.8
063	Coal mines - Mines de charbon	37.5	42.5	41.8	40.9	41.2	41.8	41.7	41.7	43.3	42.7	43.6	42.1	41.9
091-092	Services incidental to mineral extraction - Industrie des services miniers	37.0	38.2	35.6	36.1	36.0	36.2	40.3	39.4	36.5	37.5	43.9	40.8	40.0
091	Services incid. to crude petroleum & nat. gas - Services relat. au pétrole brut et au gas nat.	36.1	37.4	34.9	35.6	35.8	36.2	40.4	39.5	36.3	37.2	43.8	40.8	40.0
101-399	Manufacturing - Industries manufacturières	36.8	37.2	37.2	37.1	37.1	37.8	38.0	38.6	37.8	39.5	39.1	38.5	38.4
	Non-durable goods - Biens non durables	34.7	35.6	35.6	35.4	35.5	36.6	36.9	37.5	36.8	36.8	37.5	37.0	37.2
	Durable goods - Biens durables	38.2	38.4	38.4	38.2	38.4	38.9	38.9	39.4	38.7	41.3	40.0	39.3	39.2
101-109	Food - Aliments	37.1	36.3	34.8	34.8	34.5	36.1	36.8	37.5	36.1	36.2	37.4	36.2	36.6
101	Meat and poultry products - Viande & volaille	38.7	37.7	35.4	36.0	35.0	36.8	36.9	37.7	38.5	38.3	38.3	36.5	36.4
251-259	Wood - Bois	37.6	38.7	38.6	39.1	39.9	40.8	39.1	38.6	38.4	40.3	38.3	39.5	39.3
281-284	Printing, publishing & allied ind. - Imprimerie, édition et industries connexes	26.8	29.2	30.8	31.2	31.5	31.1	32.0	33.1	34.3	33.6	34.0	35.3	34.4
281	Commercial printing - Impression commerciale	24.5	31.1	36.6	38.4	37.8	36.2	37.3	37.1	38.8	36.7	38.8	36.9	35.0
311-319	Machinery (ex. elect. mach.) - Machinerie (sauf électrique)	40.4	39.3	38.6	38.8	38.8	38.9	39.9	40.6	40.5	43.6	42.0	38.6	40.0
319	Other machinery & equipment - Autres machineries et équipements	40.9	40.2	39.3	39.7	39.2	39.4	40.7	40.6	40.6	44.1	42.4	38.7	40.0
401-449	Construction - Construction	37.6	38.5	38.4	39.3	37.5	36.1	36.3	37.8	37.8	41.6	40.5	40.8	38.2
401-402	Bldg, developing & general contracting - Constructeurs, promoteurs et entrep. généraux	36.7	37.5	37.5	38.3	37.4	35.7	35.1	37.7	37.9	40.3	40.5	40.7	36.6
401	Residential building & development - Promotion et construction de bâtiments résidentiels	30.4	31.0	31.0	31.6	32.9	34.3	35.0	36.0	36.9	38.1	37.5	38.0	36.3
411-412	Industrial & heavy (engineering) construction - Constr. lourde et industrielle (génie)	39.6	41.6	43.0	44.0	41.1	40.4	40.7	41.6	42.7	45.6	44.6	46.0	42.4
411	Industrial const. (other than buildings) - Constr. industrielle (autre que bâtiment)	35.9	39.2	40.2	41.4	38.1	37.9	39.9	41.9	40.2	44.0	43.2	46.7	41.4
041-449	Goods producing industries - Branches productrices de biens	37.5	38.3	37.9	38.2	37.4	37.4	37.9	38.5	37.8	40.1	40.5	39.9	39.0
451-499	Transportation, storage, comm. & other utilities - Transp., entreposage, comm. et autres services publics	35.9	37.5	37.6	37.7	36.0	36.4	36.8	35.4	36.1	35.9	35.7	36.0	36.7
451-479	Transportation & storage - Transport et entreposage	35.8	37.9	37.9	38.1	35.8	36.0	36.9	35.3	36.4	36.9	36.7	36.7	37.1
451-459	Transportation - Transport	35.8	37.9	38.1	38.2	35.8	36.0	36.9	35.1	36.5	36.9	36.7	36.5	36.9
481-499	Communication & other utilities - Communications et autres services publics	36.3	36.5	36.6	36.5	36.6	37.6	36.5	35.6	35.2	33.4	33.1	34.4	35.7
491-499	Other Utilities - Autres services publics	37.6	38.2	38.2	38.3	38.3	39.5	39.5	39.0	39.1	36.1	34.9	35.3	36.3
491	Electric power systems - Énergie électrique	37.9	37.8	38.2	38.1	37.0	38.6	39.3	38.9	39.8	37.6	34.8	35.8	36.9

Table 6
Estimates of Average Weekly Hours, for Employees paid by the Hour, by
Industry, Canada, Provinces and Territories.

Tableau 6
Estimations des heures hebdomadaires moyennes, pour les salariés rémunérés à
l'heure, par industrie, Canada, provinces et territoires.

SIC 1980 CTI	Industry Industrie	HOURS - HEURES												
		1987	1988	1989	1990	1991	1992	1993	1994	1995	1996	1997	1998	1999
ALBERTA														
501-692 Trade - Commerce		27.7	28.1	27.6	27.5	27.6	26.4	27.1	27.9	27.8	27.4	28.8	28.7	29.2
501-599 Wholesale Trade - Commerce de gros		34.0	34.9	34.0	34.7	34.5	34.1	34.6	35.5	34.7	34.6	35.7	36.0	35.5
571-579 Machinery, equipment & supplies - Machines, matériel et fournitures		36.8	37.3	37.4	38.2	38.1	36.8	37.9	38.2	36.4	36.7	36.9	37.8	36.1
601-692 Retail trade - Commerce de détail		26.4	26.8	26.4	26.0	26.1	24.9	25.4	25.9	26.0	25.6	26.5	26.4	27.3
601-603 Food, beverage and drug - Aliments, boissons et médicaments		25.7	25.5	25.4	25.5	26.0	25.7	24.7	24.8	24.7	24.3	24.8	25.2	25.7
601 Food stores - Magasins d'alimentation		27.6	27.4	27.9	27.1	26.9	25.4	24.8	24.5	24.1	23.6	24.3	25.5	26.0
611-615 Shoe, apparel, fabric & yarn - Chaussures, vêtements, tissus et filés		24.7	24.1	22.2	22.5	21.4	21.7	22.1	22.9	23.2	22.6	22.4	22.1	22.3
631-639 Auto vehicles, parts & access., sales & serv. Véhicules autos, pièces & access., vente & serv.		30.8	32.8	32.3	31.1	32.1	30.2	30.7	30.9	31.0	30.2	32.9	32.2	32.3
641-641 General merchandise stores - Magasins de marchandises diverses		25.1	24.7	24.2	24.1	22.5	22.9	23.5	23.6	23.2	22.9	23.5	24.0	27.5
651-692 Other retail n.e.c. - Autres commerces de détail n.c.a.		25.1	25.3	25.2	24.6	24.7	20.9	24.5	25.3	26.5	25.7	24.8	24.3	26.2
701-761 Finance, insurance & real estate - Finances, assur. & affaires immobilières		22.5	22.8	22.2	23.2	22.5	24.3	25.6	25.0	25.7	25.8	26.8	26.1	28.4
701-749 Finance & insurance - Intermédiaires financiers et assurances		22.6	23.3	22.4	23.7	21.7	22.9	24.2	24.2	24.8	24.2	25.8	25.3	28.6
701-709 Deposit accepting intermediaries - Intermédiaires financiers de dépôts		20.4	20.2	20.3	21.2	21.1	20.5	21.1	21.6	21.8	22.9	23.9	24.3	26.8
701-702 Banks - Banques		20.1	19.9	20.0	20.9	20.8	19.8	20.3	20.8	20.7	21.6	22.4	23.3	25.3
721-729 Investment intermediaries - Intermédiaires d'investissement		22.7	24.9	24.1	24.5	21.3	28.4	31.8	29.4	29.4	27.2	28.4	26.7	31.1
751-759 Real estate operators (exc'l developers) - Services immobiliers (sauf lotisseurs)		22.7	22.7	22.1	22.9	24.8	27.3	28.8	25.4	26.8	27.5	27.9	26.6	28.0
771-779 Comm., business & pers. services - Services 851-999 socio-culturels, comm. et pers.		26.9	27.2	27.0	26.0	25.5	25.7	25.8	26.3	26.7	26.9	26.4	26.5	26.6
771-779 Business services - Services aux entreprises		29.6	30.3	30.5	31.8	32.8	31.4	30.5	31.3	29.0	33.7	30.9	33.4	33.5
851-853 Educational services - Services d'enseignement		35.4	35.7	35.6	35.7	35.7	35.5	35.3	35.0	35.1	33.5	33.7	34.0	32.8
851 Elementary & secondary education - Enseignement élémentaire et secondaire		35.6	36.1	36.1	36.6	36.6	36.2	35.9	35.5	35.5	33.6	33.7	33.8	31.3
852 Post-second. non-university education - Enseignement postsecondaire non univers.		34.6	34.5	34.6	33.6	33.5	33.7	33.8	33.1	33.1	33.2	33.2	32.7	32.3
854 Library services - Bibliothèques		22.0	20.9	20.9	22.1	20.5	22.3	21.8	21.4	18.4	18.5	18.6	19.7	14.1
861-869 Health & social services - Services de soins de santé et services sociaux		28.8	29.4	28.4	26.6	25.3	26.9	26.9	27.5	28.5	29.6	29.1	27.9	27.1
861 Hospitals - Hôpitaux		30.6	31.8	31.1	28.4	27.1	28.8	28.6	29.6	31.1	31.5	30.4	29.4	27.9
865 Private practice of physicians, surgeons & dentist - Cabinets privés de médecins chirurgiens, dentistes		23.1	24.1	23.8	21.8	22.4	23.3	24.3	25.5	24.9	29.2	29.3	27.0	27.9
911-922 Accommodation, food & beverage services - Hébergement et restauration		25.4	25.4	26.1	24.2	24.5	24.1	24.4	24.7	24.7	24.4	23.3	22.9	23.6
911-914 Accommodation services - Services d'hébergement		28.3	27.7	26.4	25.9	27.3	27.7	28.0	28.2	29.3	28.8	27.4	26.1	27.1
911 Hotels, motels & tourist courts - Hôtels, motels et camps pour touristes		28.4	27.7	26.5	25.8	27.3	27.6	28.0	28.2	29.4	28.8	27.4	26.0	26.8
921-922 Food & beverage services - Services de la restauration		23.7	24.1	25.9	23.2	22.7	22.1	22.7	23.3	23.0	22.7	21.9	21.8	22.4
921 Food services - Services de restauration		23.8	24.2	26.0	23.3	22.8	22.0	22.8	23.3	23.0	22.7	21.9	21.9	22.4
961-999 Miscellaneous services - Services divers		25.7	25.4	24.8	25.4	24.5	23.0	24.1	24.3	25.9	22.2	26.5	26.2	25.8

Table 6
Estimates of Average Weekly Hours, for Employees paid by the Hour, by
Industry, Canada, Provinces and Territories.

Tableau 6
Estimations des heures hebdomadaires moyennes, pour les salariés rémunérés à
l'heure, par industrie, Canada, provinces et territoires.

SIC 1980 CTI	Industry Industrie	HOURS - HEURES												
		1987	1988	1989	1990	1991	1992	1993	1994	1995	1996	1997	1998	1999
ALBERTA														
961-969	Amusement & recreational services - Services de divertissements et de loisirs	23.1	23.8	22.6	22.4	22.8	21.8	21.1	21.1	23.2	20.2	24.3	22.8	21.9
991-999	Other services - Autres services	28.7	28.0	26.7	27.7	25.4	24.6	27.5	27.8	28.8	24.3	28.8	29.9	30.5
990	Other services n.e.c. - Autres services n.c.a.	29.5	28.0	26.5	28.1	24.5	22.4	28.8	30.1	30.7	25.6	31.6	32.2	33.0
451-484	Service producing industries - Branches productrices de services	27.8	28.2	27.8	27.2	26.8	26.7	27.1	27.3	27.6	27.6	28.0	27.9	28.3
041-999	Industrial aggregate - Ensemble des industries	30.5	31.0	30.5	30.2	29.6	29.4	29.8	30.2	30.1	30.5	31.2	31.1	31.3
BRITISH COLUMBIA COLOMBIE-BRITANNIQUE														
041-051	Logging and forestry - Exploitation forestière et serv. forestiers	38.7	38.6	39.2	38.4	35.6	35.2	37.4	37.8	38.2	37.7	39.3	38.3	41.4
041	Logging - Exploitation forestière	39.1	39.2	40.1	39.3	36.3	36.4	37.7	38.2	38.7	38.0	39.5	38.3	41.6
061-092	Mining (incl. milling), quarrying and oil wells Mines (y compris broyage), carrières et puits de pétrole	39.3	40.7	40.8	41.4	40.6	40.8	39.5	40.1	40.7	39.6	41.9	40.9	41.2
061-063	Mining - Mines	40.0	41.8	41.7	42.4	40.7	40.9	39.6	39.0	39.7	39.7	41.0	40.9	41.3
061	Metal mines - Mines de métaux	39.1	41.3	41.3	41.9	40.5	40.6	39.2	38.8	39.0	41.7	..
101-399	Manufacturing - Industries manufacturières	36.0	35.9	35.9	35.5	34.9	35.5	35.7	35.5	35.4	36.1	35.6	38.0	38.8
	Non-durable goods - Biens non durables	34.5	34.9	34.8	34.8	34.2	34.4	35.0	34.0	34.6	34.9	33.6	35.7	37.4
	Durable goods - Biens durables	37.1	36.6	36.7	35.9	35.4	36.3	36.1	36.4	35.9	36.9	36.7	39.5	39.7
101-109	Food - Aliments	32.0	32.5	31.6	32.5	32.6	32.2	32.9	31.7	32.4	32.5	32.2	34.1	35.7
251-259	Wood - Bois	36.5	35.9	35.9	35.3	34.4	35.6	36.1	35.9	35.5	36.3	35.9	40.3	39.9
251	Sawmill, planing mill & shingle mill products - Scieries, ateliers de rabotage et usines de bardeaux	36.7	35.9	35.9	35.4	34.0	35.3	36.0	35.9	35.4	36.6	36.1	40.8	40.1
271-279	Paper & allied products - Papier et produits connexes	37.0	37.7	37.6	37.6	36.4	36.9	37.0	37.9	38.6	38.1	37.0	39.3	41.0
271	Pulp & paper - Pâtes et papiers	37.1	37.8	37.8	37.8	36.4	36.9	37.1	38.0	38.8	38.5	37.2	39.7	41.3
281-284	Printing, publishing & allied ind.- Imprimerie, édition et industries connexes	25.9	25.3	26.6	27.8	29.8	31.7	33.0	31.6	32.3	33.9	32.6	34.2	34.4
281	Commercial printing - Impression commerciale	28.8	27.6	30.6	32.0	33.8	35.3	36.8	34.3	34.0	34.7	33.2	34.1	34.2
401-449	Construction - Construction	34.2	34.4	35.2	34.5	34.1	33.5	33.2	34.5	32.3	33.1	33.2	36.3	37.1
401-402	Bldg, developing & general contracting - Constructeurs, promoteurs et entrep. généraux	32.6	31.5	33.4	33.1	32.9	33.6	33.3	36.1	32.2	33.3	32.7	36.8	36.5
401	Residential building & development - Promotion et construction de bâtiments résidentiels	31.4	30.4	32.2	31.9	32.3	33.7	33.2	36.1	31.8	32.6	31.2	35.4	36.4
411-412	Industrial & heavy (engineering) construction - Constr. lourde et industrielle (génie)	35.5	36.9	38.0	38.1	37.4	35.8	38.7	41.3	37.2	36.4	38.8	41.8	43.8
412	Highway & heavy constr. - Constr. de routes et constr. lourde	32.4	34.3	36.6	36.2	36.1	35.9	39.0	41.8	36.0	36.4	37.8	41.4	43.8
421-429	Trade contracting - Entrepreneurs spécialisés	34.7	35.4	35.5	34.5	33.9	33.1	32.6	33.1	31.8	32.2	32.0	35.1	36.0
441-449	Services incidental to construction - Services relatifs à la construction	34.6	34.5	37.6	34.4	32.8	29.4	27.6	31.2	28.2	32.9	34.2	34.9	35.2
041-449	Goods producing industries - Branches productrices de biens	36.1	36.2	36.3	35.8	35.2	35.2	35.4	35.6	35.2	35.7	35.6	37.7	38.6

Table 6
Estimates of Average Weekly Hours, for Employees paid by the Hour, by
Industry, Canada, Provinces and Territories.

Tableau 6
Estimations des heures hebdomadaires moyennes, pour les salariés rémunérés à
l'heure, par industrie, Canada, provinces et territoires.

SIC	Industry	HOURS - HEURES												
		1987	1988	1989	1990	1991	1992	1993	1994	1995	1996	1997	1998	1999
1980														
CTI	Industrie													
BRITISH COLUMBIA														
COLOMBIE-BRITANNIQUE														
451-499 Transportation, storage, comm. & other utilities - Transp., entreposage, comm. et autres services publics		35.7	40.7	39.0	38.1	35.4	35.5	35.8	35.9	34.4	35.1	35.2	36.7	36.7
451-479 Transportation & storage - Transport et entreposage		35.9	41.5	39.1	37.7	34.0	35.0	35.6	35.9	33.6	34.7	34.6	36.6	36.4
451-459 Transportation - Transport		35.8	41.5	39.2	37.8	34.1	35.0	35.7	35.8	33.6	34.8	34.6	36.6	36.3
481-499 Communication & other utilities - Communications et autres services publics		35.1	38.9	38.8	38.9	37.9	36.3	36.3	36.0	35.5	35.7	36.4	36.8	37.4
481-484 Communication - Communications		34.9	39.0	38.7	38.5	36.8	35.2	35.1	35.1	34.5	34.8	35.9	36.9	37.5
482 Telecommunication carriers - Transmission des télécommunications		36.4	41.0	40.4	40.3	38.5	35.8	35.9	36.2
491-499 Other Utilities - Autres services publics		36.0	38.5	39.0	40.6	41.8	39.9	39.9	39.0	39.2	38.3	38.0	36.7	37.1
491 Electric power systems - Énergie électrique		36.1	39.2	39.8	41.9	42.5	41.2	41.4	40.7	41.1	41.2	41.4	37.9	37.2
501-692 Trade - Commerce		28.4	28.1	28.6	28.7	28.0	27.7	27.9	27.9	28.1	27.4	28.0	28.4	29.7
501-599 Wholesale Trade - Commerce de gros		34.2	34.6	34.7	34.4	33.8	33.7	34.0	33.3	33.6	32.3	34.4	34.4	35.5
561-563 Metals, hardware, plumbing, heating & building materials - Métaux, quincaillerie, matér. de plomberie, de chauffage et de construction		33.5	34.0	31.5	31.9	32.4	32.1	32.0	32.4	32.5	31.3	33.3	33.3	36.0
563 Lumber & building materials - Bois et matériaux de construction		34.9	35.9	31.0	31.1	31.8	31.5	31.4	31.5	31.2	30.5	32.7	32.7	35.9
601-692 Retail trade - Commerce de détail		27.5	27.0	27.6	27.6	26.8	26.4	26.8	26.7	27.0	26.3	26.3	26.8	28.1
601-603 Food, beverage and drug - Aliments, boissons et médicaments		30.1	29.8	30.5	29.6	28.0	27.3	27.7	27.4	27.1	26.6	26.4	26.7	27.9
601 Food stores - Magasins d'alimentation		29.2	28.6	30.0	29.3	27.6	26.9	27.3	26.8	26.2	25.8	25.4	27.1	28.5
611-615 Shoe, apparel, fabric & yarn - Chaussures, vêtements, tissus et filés		23.8	23.0	22.7	22.4	23.4	21.7	21.9	23.9	23.1	22.4	21.9	22.0	22.9
613 Women's clothing stores - Magasins de vêtements pour dames		21.0	20.1	20.8	22.2	19.8	20.7	20.0	22.8	22.8	21.4	21.0	22.0	22.5
631-639 Auto vehicles, parts & access., sales & serv. - Véhicules autos, pièces & access., vente & serv.		30.4	29.3	29.9	30.4	30.5	29.4	30.3	29.4	30.8	29.4	30.0	31.5	32.8
641-641 General merchandise stores - Magasins de marchandises diverses		25.5	24.9	25.7	25.0	23.2	23.5	23.5	23.5	23.2	23.4	24.0	24.8	27.4
651-692 Other retail n.e.c. - Autres commerces de détail n.c.a.		24.6	24.5	25.6	26.0	25.2	25.3	25.2	25.8	26.6	26.0	25.9	24.8	25.9
701-761 Finance, insurance & real estate - Finances, assur. & affaires immobilières		26.6	24.6	28.1	28.7	26.1	23.6	25.3	26.0	24.9	24.0	27.3	25.4	28.0
701-749 Finance & insurance - Intermédiaires financiers et assurances		24.8	23.5	26.7	28.7	27.2	24.5	26.5	26.8	25.2	24.0	25.9	25.1	28.5
701-709 Deposit accepting intermediaries - Intermédiaires financiers de dépôts		24.1	23.4	24.0	27.0	26.4	23.8	24.4	25.9	24.0	23.2	23.0	24.6	27.2
701-702 Banks - Banques		26.6	25.8	26.5	29.8	28.9	25.3	25.7	26.6	23.7	23.1	22.0	24.0	25.0
751-759 Real estate operators (exc'l developers) - Services immobiliers (sauf lotisseurs)		38.9	33.4	36.9	33.7	25.9	20.6	20.4	25.9	25.7	24.2	28.8	26.4	29.3
771-779 Comm., business & pers. services - Services														
851-999 socio-culturels, comm. et pers.		25.4	25.9	24.8	26.0	25.3	25.0	24.7	25.3	24.9	25.1	25.3	26.2	27.0
771-779 Business services - Services aux entreprises		29.1	31.3	32.4	29.4	28.2	28.8	27.5	28.2	30.2	29.4	32.2	32.0	32.8
851-853 Educational services - Services d'enseignement		33.5	33.6	33.0	32.5	32.5	33.7	33.9	34.2	33.5	32.7	34.1	34.7	33.8
851 Elementary & secondary education - Enseignement élémentaire et secondaire		33.3	33.2	33.1	32.9	33.3	33.2	32.9	33.0	32.3	32.1	34.4	35.0	32.8

Table 6
Estimates of Average Weekly Hours, for Employees paid by the Hour, by
Industry, Canada, Provinces and Territories.

Tableau 6
Estimations des heures hebdomadaires moyennes, pour les salariés rémunérés à
l'heure, par industrie, Canada, provinces et territoires.

SIC 1980 CTI	Industry Industrie	HOURS - HEURES												
		1987	1988	1989	1990	1991	1992	1993	1994	1995	1996	1997	1998	1999
BRITISH COLUMBIA														
COLOMBIE-BRITANNIQUE														
852	Post-second. non-university education - Enseignement postsecondaire non univers.	35.2	36.0	36.1	35.2	34.7	34.6	34.0	33.8	34.1	33.3	33.3	33.9	32.7
853	University education - Enseignement universitaire	32.8	32.6	31.1	30.7	30.7	34.0	35.1	36.0	35.1	33.7	33.8	34.4	36.6
854	Library services - Bibliothèques	14.8	17.3	21.8	19.3	18.4	17.7	18.1	18.8	19.1	18.5	19.5	25.3	24.3
861-869	Health & social services - Services de soins de santé et services sociaux	27.4	27.4	27.3	27.7	27.1	26.8	26.4	25.8	25.3	25.3	25.7	27.7	28.9
861	Hospitals - Hôpitaux	29.4	29.2	28.9	28.7	28.4	27.6	27.6	26.6	26.7	26.8	26.9	30.2	30.9
911-922	Accommodation, food & beverage services - Hébergement et restauration	23.4	23.4	19.5	23.9	22.6	22.6	22.7	24.2	23.4	23.4	22.9	23.2	24.0
911-914	Accommodation services - Services d'hébergement	24.8	25.7	21.7	28.1	26.9	25.6	26.4	28.4	27.1	27.5	27.1	27.2	28.9
911	Hotels, motels & tourist courts - Hôtels, motels et camps pour touristes	24.9	25.3	21.7	28.2	27.0	25.7	26.7	28.0	27.0	27.5	27.1	27.3	29.6
921-922	Food & beverage services - Services de la restauration	22.9	22.7	18.9	22.4	21.2	21.7	21.6	22.9	22.3	22.0	21.6	22.2	22.7
921	Food services - Services de restauration	23.1	22.9	19.1	22.6	21.4	21.4	21.4	22.6	22.2	22.0	21.6	22.1	22.6
961-999	Miscellaneous services - Services divers	22.0	23.7	24.5	25.2	25.4	24.5	24.9	25.5	24.2	26.4	25.6	25.6	25.5
961-969	Amusement & recreational services - Services de divertissements et de loisirs	18.7	21.4	22.3	22.3	21.6	21.5	21.5	23.7	23.5	24.5	24.4	23.9	22.7
960	Other amusement & recreational services n.e.c - Autres serv. de divertis. et de loisirs n.c.a.	17.4	20.7	22.3	22.2	20.7	19.8	20.5	22.1	22.0	23.4	23.7	23.2	22.2
451-484	Service producing industries - Branches	27.7	28.3	27.9	28.3	27.2	26.8	26.8	27.2	26.8	26.6	27.1	27.8	28.8
501-999	productrices de services													
041-999	Industrial aggregate - Ensemble des industries	30.2	30.7	30.5	30.5	29.4	29.1	29.1	29.4	28.9	28.9	29.2	30.2	31.2
YUKON														
041-449	Goods producing industries - Branches	41.2	39.4	36.5	35.1	35.9	35.3	36.5	38.0	37.4	38.6	35.9	37.4	39.1
491-499	productrices de biens													
451-499	Transportation, storage, comm. & other utilities - Transp., entreposage, comm. et autres services publics	33.0	33.8	35.0	55.6	36.0	35.3	35.1	37.7	36.6	33.0	30.8	33.8	35.9
501-692	Trade - Commerce	29.8	30.7	29.8	31.0	30.6	29.4	28.9	29.4	29.1	29.7	29.2	29.4	30.2
771-779	Comm., business & pers. services - Services	25.0	25.6	25.4	25.3	25.9	26.2	26.5	28.4	27.1	29.1	29.0	28.3	28.5
851-999	socio-culturels, comm. et pers.													
451-484	Service producing industries - Branches	28.9	29.9	29.4	33.8	30.0	29.7	29.2	31.1	30.1	30.6	30.0	29.6	29.0
501-999	productrices de services													
041-999	Industrial aggregate - Ensemble des industries	31.8	32.1	31.2	34.1	31.3	31.1	30.7	32.4	31.6	32.4	31.2	30.9	30.6
NORTHWEST TERRITORIES & NUNAVUT														
TERRITOIRES DU NORD-OUEST ET NUNAVUT														
401-449	Construction - Construction	40.0	39.5	37.7	39.1	37.5	38.3	39.2	39.0	38.5	35.8	33.6	38.0	37.0

Annual Estimates of Employment, Earnings and Hours, 1987-1999, Statistics Canada
 Estimations annuelles de l'Emploi, des gains et de la durée du travail, 1987-1999, Statistique Canada

Table 6
Estimates of Average Weekly Hours, for Employees paid by the Hour, by
Industry, Canada, Provinces and Territories.

Tableau 6
Estimations des heures hebdomadaires moyennes, pour les salariés rémunérés à
l'heure, par industrie, Canada, provinces et territoires.

SIC 1980 CTI	Industry Industrie	HOURS - HEURES												
		1987	1988	1989	1990	1991	1992	1993	1994	1995	1996	1997	1998	1999
NORTHWEST TERRITORIES & NUNAVUT TERRITOIRES DU NORD-OUEST ET NUNAVUT														
	041-449 Goods producing industries - Branches 491-499 productrices de biens	42.0	40.9	39.5	41.5	42.6	41.5	38.6	38.8	38.1	38.4	37.0	39.1	39.7
	451-499 Transportation, storage, comm. & other utilities - Transp., entreposage, comm. et autres services publics	35.5	35.8	36.1	43.5	38.6	38.3	37.9	35.1	36.9	35.8	33.6	35.8	35.5
	501-692 Trade - Commerce	28.8	28.7	29.2	29.2	29.0	28.0	28.0	28.2	27.4	27.7	26.6	26.9	28.3
	701-761 Finance, insurance & real estate - Finances, assur. & affaires immobilières	31.6	33.5	33.5	33.5	33.8	33.2	34.4	35.4	34.2	36.8	33.1	29.2	30.4
	771-779 Comm., business & pers. services - Services 851-999 socio-culturels, comm. et pers.	23.1	23.6	25.5	25.5	26.7	28.0	27.0	30.3	29.3	30.7	29.6	29.8	29.9
	851-853 Educational services - Services d'enseignement	44.3	38.4	33.6	33.5	34.4	33.1	33.4	33.8	32.7	32.0	32.0	31.7	31.3
	861-869 Health & social services - Services de soins de santé et services sociaux	36.9	32.3	30.7	31.9	31.8	32.8	30.5	33.0	31.9	32.6	30.8	31.8	32.0
	861 Hospitals - Hôpitaux	39.3	33.0	32.1	34.8	33.7	33.9	33.8	34.0	31.7	..	34.4
	911-922 Accommodation, food & beverage services - Hébergement et restauration	17.8	20.7	24.0	23.3	25.2	26.3	25.6	28.0	26.5	27.7	26.8	26.7	27.7
	911-914 Accommodation services - Services d'hébergement	16.8	18.6	24.3	24.2	24.4	25.9	25.1	27.5	26.7	28.7	28.0	28.0	28.7
	451-484 Service producing industries - Branches 501-999 productrices de services	27.1	27.6	28.7	29.9	29.7	29.9	29.8	30.8	30.1	30.9	29.8	29.5	30.5
	041-999 Industrial aggregate - Ensemble des industries	32.0	31.6	32.0	33.4	33.5	33.0	32.1	33.1	32.2	32.6	31.4	31.5	32.6

Annual Estimates of Employment, Earnings and Hours, 1987-1999, Statistics Canada
Estimations annuelles de l'Emploi, des gains et de la durée du travail, 1987-1999, Statistique Canada

Table 7A

Tableau 7A

Estimates of Total Weekly Payrolls for Employees paid by the Hour, for selected industries, Canada, Provinces and Territories.

Estimations de la rémunération hebdomadaire brute pour les salariés rémunérés à l'heure, pour une sélection d'industries, Canada, provinces et territoires.

Canada, Provinces and Territories/
Canada, Provinces et Territoires

Page

194

Table 7A
Estimates of Total Weekly Payrolls, for Employees paid by the Hour, for Selected Industries, Canada, Provinces and Territories.

Tableau 7A
Estimations de la rémunération hebdo. brute, pour les salariés rémunérés à l'heure, pour une sélection d'industries, Canada, provinces et territoires.

SIC 1980 CTI	Industry Industrie	DOLLARS IN THOUSANDS - DOLLARS EN MILLIERS												
		1987	1988	1989	1990	1991	1992	1993	1994	1995	1996	1997	1998	1999
CANADA														
041-051	Logging and forestry - Exploitation forestière et serv. forestiers	18,058	18,605	20,994	18,606	19,211	19,468	20,849	21,505	23,403	24,542	25,589	23,471	22,288
061-092	Mining (incl. milling), quarrying and oil wells Mines (y compris broyage), carrières et puits de pétrole	53,437	61,354	60,669	62,323	62,076	57,306	56,137	65,907	61,617	59,547	71,655	77,642	89,751
101-399	Manufacturing - Industries manufacturières	610,417	649,884	689,469	663,293	609,874	608,065	630,165	670,236	702,614	741,617	819,588	839,258	861,510
401-449	Construction - Construction	204,834	223,429	259,511	267,993	225,551	193,969	189,562	201,175	210,136	204,747	214,143	225,142	234,930
041-449	Goods producing industries - Branches													
491-499	productrices de biens	917,130	986,784	1,066,913	1,052,561	958,927	922,556	941,245	1,005,157	1,042,868	1,073,404	1,174,863	1,205,933	1,246,977
451-499	Transportation, storage, comm. & other utilities - Transp., entreposage, comm. et autres services publics	149,922	168,663	177,553	186,705	188,220	193,584	197,614	208,323	204,052	199,329	228,142	242,839	241,932
501-692	Trade - Commerce	282,329	298,788	324,639	360,929	336,320	329,686	349,093	367,852	385,665	399,791	425,520	428,862	444,219
701-761	Finance, insurance & real estate - Finances, assur. & affaires immobilières	22,154	27,800	33,861	37,734	34,234	31,699	36,608	39,858	43,634	50,821	63,826	56,816	60,270
771-779	Comm., business & pers. services - Services	450,537	486,947	538,272	592,001	621,856	629,025	656,066	690,663	733,835	786,035	799,502	848,929	877,858
451-484	Service producing industries - Branches													
501-999	productrices de services	893,399	970,487	1,038,126	1,137,030	1,145,727	1,171,728	1,225,781	1,291,993	1,357,288	1,436,734	1,534,197	1,607,695	1,652,631
041-999	Industrial aggregate - Ensemble des industries	1,810,529	1,957,271	2,105,039	2,189,591	2,104,653	2,094,285	2,167,026	2,297,150	2,400,156	2,510,137	2,709,060	2,813,628	2,899,608
NEWFOUNDLAND TERRE-NEUVE														
061-092	Mining (incl. milling), quarrying and oil wells Mines (y compris broyage), carrières et puits de pétrole	1,296	1,685	1,815	1,957	1,849	1,670	1,652	1,988	2,001	2,012	2,348	1,664	1,158
101-399	Manufacturing - Industries manufacturières	5,488	5,939	6,329	5,858	5,468	4,763	4,498	4,277	4,342	4,640	5,424	5,623	6,257
401-449	Construction - Construction	1,876	2,598	3,219	2,966	2,571	2,671	4,026	6,111	6,178	5,217	2,271	2,025	1,980
041-449	Goods producing industries - Branches													
491-499	productrices de biens	9,407	10,940	12,086	11,526	10,684	9,838	10,822	13,371	13,515	13,318	11,980	10,615	10,536
451-499	Transportation, storage, comm. & other utilities - Transp., entreposage, comm. et autres services publics	1,912	2,022	2,005	2,362	2,319	2,341	2,263	2,341	2,394	3,603	4,614	3,485	3,311
501-692	Trade - Commerce	3,220	3,615	4,105	4,826	4,262	4,393	4,358	4,770	5,182	4,776	5,199	5,442	5,717
701-761	Finance, insurance & real estate - Finances, assur. & affaires immobilières	159	155	186	235	231	230	259	335	346	523	560	371	378

Annual Estimates of Employment, Earnings and Hours, 1987-1999, Statistics Canada
Estimations annuelles de l'Emploi, des gains et de la durée du travail, 1987-1999, Statistique Canada

Table 7A
Estimates of Total Weekly Payrolls, for Employees paid by the Hour, for Selected Industries, Canada, Provinces and Territories.

Tableau 7A
Estimations de la rémunération hebdo. brute, pour les salariés rémunérés à l'heure, pour une sélection d'industries, Canada, provinces et territoires.

SIC 1980 CTI	Industry Industrie	DOLLARS IN THOUSANDS - DOLLARS EN MILLIERS												
		1987	1988	1989	1990	1991	1992	1993	1994	1995	1996	1997	1998	1999
NEWFOUNDLAND TERRE-NEUVE														
771-779 Comm., business & pers. services - Services 851-999 socio-culturels, comm. et pers.		4,405	4,761	5,485	5,889	5,844	5,757	6,203	6,617	6,968	8,282	7,856	9,154	10,708
451-484 Service producing industries - Branches 501-999 productrices de services		9,490	10,392	11,426	12,922	12,302	12,584	12,995	13,790	14,679	16,734	17,693	18,437	20,091
041-999 Industrial aggregate - Ensemble des industries		18,897	21,332	23,512	24,448	22,985	22,422	23,817	27,161	28,193	30,052	29,673	29,052	30,627
PRINCE EDWARD ISLAND ILE-DU-PRINCE-ÉDOUARD														
101-399 Manufacturing - Industries manufacturières		665	749	797	824	766	890	858	907	993	1,316	2,040	1,970	1,838
401-449 Construction - Construction		521	676	629	802	684	685	704	762	1,925	2,944	1,131	1,054	..
041-449 Goods producing industries - Branches 491-499 productrices de biens		1,304	1,552	1,567	1,784	1,631	1,762	1,754	1,859	3,099	4,405	3,311	3,137	3,569
451-499 Transportation, storage, comm. & other utilities - Transp., entreposage, comm. et autres services publics		491	539	622	692	697	695	744	737	735	645	688	701	655
501-692 Trade - Commerce		713	849	842	958	955	917	1,053	1,123	1,236	1,199	1,254	1,205	1,285
771-779 Comm., business & pers. services - Services 851-999 socio-culturels, comm. et pers.		723	831	889	1,052	1,133	1,132	1,228	1,451	2,101	2,443	2,266	2,664	3,119
451-484 Service producing industries - Branches 501-999 productrices de services		1,994	2,368	2,281	2,630	2,759	2,917	3,241	3,547	4,434	4,804	4,754	5,086	5,699
041-999 Industrial aggregate - Ensemble des industries		3,298	3,921	3,848	4,413	4,390	4,679	4,994	5,406	7,533	9,210	8,065	8,222	9,268
NOVA SCOTIA NOUVELLE-ÉCOSSE														
061-092 Mining (incl. milling), quarrying and oil wells Mines (y compris broyage), carrières et puits de pétrole		2,163	2,233	1,736	2,096	2,221	1,820	1,928	2,056	2,126	1,465	1,643	1,605	1,612
101-399 Manufacturing - Industries manufacturières		11,422	12,543	12,881	12,837	11,931	12,657	11,915	12,562	13,510	13,805	15,454	16,025	17,125
401-449 Construction - Construction		5,115	5,622	6,943	7,099	5,885	5,126	5,300	4,843	4,952	4,953	6,277	5,789	5,783
041-449 Goods producing industries - Branches 491-499 productrices de biens		19,706	21,422	22,652	23,304	21,285	20,854	20,442	20,924	22,149	21,794	25,101	24,667	25,540
451-499 Transportation, storage, comm. & other utilities - Transp., entreposage, comm. et autres services publics		6,673	6,992	7,162	7,577	7,205	7,324	7,509	7,435	7,010	6,523	7,237	5,873	5,213
501-692 Trade - Commerce		6,365	6,883	7,918	8,869	8,231	7,904	8,651	9,378	9,911	9,396	10,766	11,142	12,255

Annual Estimates of Employment, Earnings and Hours, 1987-1999, Statistics Canada
 Estimations annuelles de l'Emploi, des gains et de la durée du travail, 1987-1999, Statistique Canada

Table 7A
Estimates of Total Weekly Payrolls, for Employees paid by the Hour, for Selected Industries, Canada, Provinces and Territories.

Tableau 7A
Estimations de la rémunération hebdo. brute, pour les salariés rémunérés à l'heure, pour une sélection d'industries, Canada, provinces et territoires.

SIC 1980 CTI	Industry Industrie	DOLLARS IN THOUSANDS - DOLLARS EN MILLIERS												
		1987	1988	1989	1990	1991	1992	1993	1994	1995	1996	1997	1998	1999
NOVA SCOTIA NOUVELLE-ÉCOSSE														
701-761	Finance, insurance & real estate - Finances, assur. & affaires immobilières	335	378	527	650	534	587	871	970	1,010	1,293	1,213	1,084	1,260
771-779	Comm., business & pers. services - Services	8,843	10,014	11,233	12,335	13,142	13,912	13,701	14,958	16,866	17,806	18,491	20,515	24,231
851-999	socio-culturels, comm. et pers.													
451-484	Service producing industries - Branches	21,647	23,662	25,965	28,435	28,252	29,412	30,437	32,303	34,504	35,177	38,770	39,945	44,177
501-999	productrices de services													
041-999	Industrial aggregate - Ensemble des industries	41,353	45,084	48,617	51,739	49,538	50,266	50,879	53,227	56,653	56,971	63,870	64,612	69,717
NEW BRUNSWICK NOUVEAU-BRUNSWICK														
041-051	Logging and forestry - Exploitation forestière et serv. forestiers	665	778	1,113	994	901	855	1,034	840	1,066	936	1,308	1,349	1,077
061-092	Mining (incl. milling), quarrying and oil wells - Mines (y compris broyage), carrières et puits de pétrole	1,459	1,548	1,615	1,162	1,230	1,455	1,419	1,491	1,591	1,712	1,795	1,576	1,764
101-399	Manufacturing - Industries manufacturières	10,569	11,972	12,828	12,315	12,049	12,539	12,865	13,311	13,817	12,612	14,866	14,892	15,196
401-449	Construction - Construction	3,608	4,584	6,260	6,179	5,886	5,576	5,227	4,921	4,784	4,959	4,954	4,847	5,163
041-449	Goods producing industries - Branches	16,573	19,142	22,106	20,927	20,358	20,737	20,910	20,835	21,528	20,415	23,150	23,308	24,172
491-499	productrices de biens													
451-499	Transportation, storage, comm. & other utilities - Transp., entreposage, comm. et autres services publics	3,306	3,267	3,724	3,797	3,890	3,886	4,151	4,155	4,263	4,461	4,729	4,496	4,710
501-692	Trade - Commerce	5,311	5,655	6,478	6,771	7,445	6,851	7,012	7,677	7,882	7,831	8,525	8,620	9,009
701-761	Finance, insurance & real estate - Finances, assur. & affaires immobilières	442	390	492	546	626	677	713	824	835	972	920	905	993
771-779	Comm., business & pers. services - Services	10,759	11,579	13,124	14,083	14,958	15,410	15,776	16,562	16,762	18,081	17,493	18,357	19,725
851-999	socio-culturels, comm. et pers.													
451-484	Service producing industries - Branches	19,959	21,278	23,529	24,920	26,812	27,314	28,221	29,802	30,625	32,616	33,373	34,204	35,963
501-999	productrices de services													
041-999	Industrial aggregate - Ensemble des industries	36,531	40,421	45,635	45,847	47,171	48,051	49,132	50,637	52,153	53,031	56,523	57,511	60,134
QUÉBEC														
041-051	Logging and forestry - Exploitation forestière et serv. forestiers	2,500	2,883	2,915	2,684	2,806	2,929	3,459	3,365	3,639	3,255	4,245	5,467	4,781

Annual Estimates of Employment, Earnings and Hours, 1987-1999, Statistics Canada
 Estimations annuelles de l'Emploi, des gains et de la durée du travail, 1987-1999, Statistique Canada

Table 7A
Estimates of Total Weekly Payrolls, for Employees paid by the Hour, for Selected Industries, Canada, Provinces and Territories.

Tableau 7A
Estimations de la rémunération hebdo. brute, pour les salariés rémunérés à l'heure, pour une sélection d'industries, Canada, provinces et territoires.

SIC 1980 CTI	Industry Industrie	DOLLARS IN THOUSANDS - DOLLARS EN MILLIERS												
		1987	1988	1989	1990	1991	1992	1993	1994	1995	1996	1997	1998	1999
QUÉBEC														
061-092	Mining (incl. milling), quarrying and oil wells Mines (y compris broyage), carrières et puits de pétrole	7,978	8,666	8,823	9,172	8,596	8,598	7,754	8,801	8,665	8,213	8,896	8,946	8,887
101-399	Manufacturing - Industries manufacturières	154,954	164,859	172,875	165,388	157,966	157,721	164,457	164,563	177,207	184,449	199,808	212,315	219,721
401-449	Construction - Construction	57,693	62,421	72,164	66,513	53,223	42,280	45,116	46,277	48,960	42,102	43,905	46,320	44,612
041-449	Goods producing industries - Branches	230,883	247,680	266,064	253,027	232,704	222,009	231,983	234,437	249,698	247,790	265,907	282,782	287,029
491-499	productrices de biens													
451-499	Transportation, storage, comm. & other utilities - Transp., entreposage, comm. et autres services publics	29,217	35,332	35,085	36,236	39,411	43,291	45,203	46,731	46,516	45,731	50,063	50,989	49,596
501-692	Trade - Commerce	72,827	76,187	80,603	93,371	84,809	77,423	83,499	90,444	91,478	93,171	100,539	99,119	94,788
701-761	Finance, insurance & real estate - Finances, assur. & affaires immobilières	7,635	10,182	11,043	10,491	11,324	9,309	10,372	11,222	12,111	13,839	29,324	16,807	12,991
771-779	Comm., business & pers. services - Services	119,997	133,413	144,522	157,191	169,533	176,565	180,374	184,212	193,424	206,395	212,202	203,785	193,272
851-999	socio-culturels, comm. et pers.													
451-484	Service producing industries - Branches	229,573	254,909	261,996	288,020	297,275	306,202	317,876	331,448	343,392	361,619	399,777	378,048	357,028
501-999	productrices de services													
041-999	Industrial aggregate - Ensemble des industries	460,456	502,589	528,059	541,047	529,980	528,211	549,860	565,885	593,090	609,409	665,684	660,831	644,057
ONTARIO														
041-051	Logging and forestry - Exploitation forestière et serv. forestiers	4,489	3,960	4,277	3,782	3,383	4,064	4,016	3,707	4,206	3,963	3,549	3,757	3,447
061-092	Mining (incl. milling), quarrying and oil wells Mines (y compris broyage), carrières et puits de pétrole	11,132	13,128	13,077	12,750	12,385	11,606	12,180	11,809	13,737	14,214	13,836	12,812	12,829
101-399	Manufacturing - Industries manufacturières	317,579	334,415	356,531	334,872	305,714	303,083	313,719	344,929	360,602	378,958	419,383	421,905	435,633
401-449	Construction - Construction	88,965	95,814	106,082	110,154	94,085	73,024	64,107	70,508	74,820	76,516	78,388	81,410	91,777
041-449	Goods producing industries - Branches	437,558	464,388	498,705	483,417	438,102	415,045	416,783	455,184	476,483	496,322	538,962	538,883	561,240
491-499	productrices de biens													
451-499	Transportation, storage, comm. & other utilities - Transp., entreposage, comm. et autres services publics	52,864	58,933	63,035	69,535	70,162	71,703	69,976	74,436	74,034	77,903	91,437	98,432	97,090
501-692	Trade - Commerce	107,826	113,041	127,126	138,590	124,390	126,185	133,566	138,219	146,630	160,495	156,610	166,562	181,208
701-761	Finance, insurance & real estate - Finances, assur. & affaires immobilières	8,942	11,086	14,394	17,187	13,054	12,299	13,795	15,765	17,979	20,829	14,744	21,094	24,680
771-779	Comm., business & pers. services - Services	176,084	182,536	203,732	223,870	237,003	231,340	245,346	252,609	275,396	290,641	289,978	327,639	347,370
851-999	socio-culturels, comm. et pers.													

Table 7A
Estimates of Total Weekly Payrolls, for Employees paid by the Hour, for Selected Industries, Canada, Provinces and Territories.

Tableau 7A
Estimations de la rémunération hebdo. brute, pour les salariés rémunérés à l'heure, pour une sélection d'industries, Canada, provinces et territoires.

SIC 1980 CTI	Industry Industrie	DOLLARS IN THOUSANDS - DOLLARS EN MILLIERS												
		1987	1988	1989	1990	1991	1992	1993	1994	1995	1996	1997	1998	1999
ONTARIO														
	451-484 Service producing industries - Branches 501-999 productrices de services	335,702	354,613	389,567	427,327	424,275	427,396	448,839	465,873	500,829	539,376	546,137	618,195	655,863
	041-999 Industrial aggregate - Ensemble des industries	773,260	819,000	888,272	910,744	862,377	842,441	865,622	921,056	977,313	1,035,698	1,085,099	1,157,078	1,217,103
MANITOBA														
	061-092 Mining (incl. milling), quarrying and oil wells Mines (y compris broyage), carrières et puits de pétrole	1,835	2,134	2,729	2,650	2,443	2,531	2,556	2,310	2,301	1,694	2,120	1,908	1,646
	101-399 Manufacturing - Industries manufacturières	16,225	17,043	18,075	17,912	15,281	15,454	15,753	16,424	18,125	19,179	21,788	22,709	24,278
	401-449 Construction - Construction	6,870	6,591	6,403	6,581	5,689	5,887	5,000	5,645	6,440	5,423	6,432	5,965	6,441
	041-449 Goods producing industries - Branches 491-499 productrices de biens	25,833	26,765	28,251	28,314	24,646	25,131	24,573	25,806	28,388	28,010	32,103	32,418	34,075
	451-499 Transportation, storage, comm. & other utilities - Transp., entreposage, comm. et autres services publics	7,376	8,411	9,705	10,225	10,134	10,063	9,714	10,135	9,171	9,226	8,315	10,494	12,085
	501-692 Trade - Commerce	10,386	10,588	10,740	11,450	10,517	10,440	11,334	13,307	13,071	13,041	14,707	14,563	16,036
	701-761 Finance, insurance & real estate - Finances, assur. & affaires immobilières	511	620	853	890	1,099	1,098	1,043	1,137	938	1,167	1,247	2,135	2,847
	771-779 Comm., business & pers. services - Services 851-999 socio-culturels, comm. et pers.	16,193	18,854	20,038	22,088	22,147	23,259	24,193	26,080	27,053	28,893	26,603	29,187	32,191
	451-484 Service producing industries - Branches 501-999 productrices de services	33,790	38,125	40,367	43,574	42,987	44,695	46,036	50,376	49,906	52,406	51,740	58,156	65,195
	041-999 Industrial aggregate - Ensemble des industries	59,624	64,889	68,617	71,887	67,633	69,826	70,610	76,182	78,294	80,416	83,843	90,573	99,270
SASKATCHEWAN														
	061-092 Mining (incl. milling), quarrying and oil wells Mines (y compris broyage), carrières et puits de pétrole	3,298	3,287	3,076	3,118	2,996	3,233	3,115	3,550	3,920	3,357	4,647	5,069	5,999
	101-399 Manufacturing - Industries manufacturières	6,611	7,123	7,942	7,612	6,206	6,478	6,621	7,734	8,632	8,552	9,428	10,236	10,256
	401-449 Construction - Construction	4,513	4,587	4,747	4,789	3,975	4,165	4,439	5,597	4,812	4,843	6,656	6,400	6,239
	041-449 Goods producing industries - Branches 491-499 productrices de biens	14,603	15,274	16,078	15,964	13,577	14,278	14,675	17,430	17,957	17,229	21,260	22,923	23,862
	451-499 Transportation, storage, comm. & other utilities - Transp., entreposage, comm. et autres services publics	3,081	3,300	3,405	3,340	3,285	3,373	3,585	3,873	3,600	3,365	3,795	5,842	6,621
	501-692 Trade - Commerce	8,955	9,373	9,127	9,724	9,520	9,621	9,814	10,878	11,036	10,889	13,132	13,040	14,013

Table 7A
Estimates of Total Weekly Payrolls, for Employees paid by the Hour, for Selected Industries, Canada, Provinces and Territories.

Tableau 7A
Estimations de la rémunération hebdo. brute, pour les salariés rémunérés à l'heure, pour une sélection d'industries, Canada, provinces et territoires.

SIC 1980 CTI	Industry Industrie	DOLLARS IN THOUSANDS - DOLLARS EN MILLIERS												
		1987	1988	1989	1990	1991	1992	1993	1994	1995	1996	1997	1998	1999
SASKATCHEWAN														
701-761	Finance, insurance & real estate - Finances, assur. & affaires immobilières	498	530	560	713	720	759	870	953	985	1,222	1,334	1,768	2,494
771-779	Comm., business & pers. services - Services	16,210	16,803	17,751	19,518	19,437	20,062	19,590	20,815	21,492	22,707	25,225	26,651	27,891
851-999	socio-culturels, comm. et pers.													
451-484	Service producing industries - Branches	28,921	30,184	30,728	33,062	32,870	34,074	34,043	36,687	37,782	39,209	45,615	50,064	53,868
501-999	productrices de services													
041-999	Industrial aggregate - Ensemble des industries	43,524	45,458	46,806	49,026	46,447	48,353	48,719	54,118	55,739	56,438	66,875	72,987	77,730
ALBERTA														
041-051	Logging and forestry - Exploitation forestière et serv. forestiers	324	382	518	617	776	838	860	859	975	936	921	1,092	1,126
061-092	Mining (incl. milling), quarrying and oil wells - Mines (y compris broyage), carrières et puits de pétrole	16,019	18,458	17,872	19,445	20,822	18,422	19,125	26,711	18,462	18,223	26,615	35,256	46,576
101-399	Manufacturing - Industries manufacturières	25,280	27,822	29,271	31,068	28,307	27,755	29,646	31,120	31,757	35,383	43,339	48,072	48,698
401-449	Construction - Construction	18,656	21,396	25,296	31,405	25,029	23,456	24,650	25,092	25,406	26,215	36,070	35,029	40,376
041-449	Goods producing industries - Branches	62,382	70,393	75,529	85,398	77,785	73,520	77,312	86,672	79,439	82,870	109,213	122,378	139,914
491-499	productrices de biens													
451-499	Transportation, storage, comm. & other utilities - Transp., entreposage, comm. et autres services publics	13,134	15,089	15,801	17,556	16,059	16,708	17,368	16,392	16,195	15,512	19,212	23,006	26,750
501-692	Trade - Commerce	26,212	28,883	30,884	33,702	34,043	32,151	33,109	36,570	37,013	39,345	48,679	45,671	47,862
701-761	Finance, insurance & real estate - Finances, assur. & affaires immobilières	1,451	1,885	1,900	2,345	2,149	2,469	2,725	2,788	3,823	4,135	3,652	4,314	5,288
771-779	Comm., business & pers. services - Services	43,398	47,684	55,125	58,378	57,216	57,376	61,238	67,813	65,070	77,447	74,781	83,218	90,971
851-999	socio-culturels, comm. et pers.													
451-484	Service producing industries - Branches	84,082	93,154	101,142	109,120	107,508	109,625	115,129	124,132	123,007	139,536	151,175	160,258	174,264
501-999	productrices de services													
041-999	Industrial aggregate - Ensemble des industries	146,464	163,547	176,671	194,518	185,294	183,145	192,441	210,805	202,445	222,406	260,388	282,636	314,177
BRITISH COLUMBIA COLOMBIE-BRITANNIQUE														
041-051	Logging and forestry - Exploitation forestière et serv. forestiers	9,403	9,808	11,284	9,555	10,379	9,855	10,541	11,419	12,127	14,057	13,805	10,125	10,411
061-092	Mining (incl. milling), quarrying and oil wells - Mines (y compris broyage), carrières et puits de pétrole	6,359	8,056	7,982	7,949	7,644	6,244	5,083	5,711	7,375	6,742	7,460	7,322	7,326

Table 7A
Estimates of Total Weekly Payrolls, for Employees paid by the Hour, for Selected Industries, Canada, Provinces and Territories.

Tableau 7A
Estimations de la rémunération hebdo. brute, pour les salariés rémunérés à l'heure, pour une sélection d'industries, Canada, provinces et territoires.

SIC 1980 CTI	Industry Industrie	DOLLARS IN THOUSANDS - DOLLARS EN MILLIERS												
		1987	1988	1989	1990	1991	1992	1993	1994	1995	1996	1997	1998	1999
BRITISH COLUMBIA COLOMBIE-BRITANNIQUE														
101-399	Manufacturing - Industries manufacturières	61,588	67,370	71,859	74,542	66,100	66,610	69,744	74,301	73,510	82,581	87,873	85,353	82,323
401-449	Construction - Construction	16,549	18,553	27,038	30,784	27,792	30,383	30,128	30,347	30,774	30,617	26,929	35,091	29,553
041-449	Goods producing industries - Branches 491-499 productrices de biens	96,363	106,291	120,916	125,906	115,323	116,583	119,476	125,738	127,721	137,976	139,993	141,746	133,319
451-499	Transportation, storage, comm. & other utilities - Transp., entreposage, comm. et autres services publics	30,942	33,789	35,922	34,338	34,063	33,141	36,108	41,059	39,123	31,205	36,794	38,452	34,893
501-692	Trade - Commerce	39,861	42,984	45,995	51,737	51,216	52,811	55,699	54,391	61,061	58,390	64,689	62,271	60,883
701-761	Finance, insurance & real estate - Finances, assur. & affaires immobilières	1,945	2,220	3,591	4,356	4,167	3,889	5,531	5,427	5,178	6,296	10,319	7,975	8,942
771-779	Comm., business & pers. services - Services	53,216	59,492	65,126	76,275	80,100	82,700	86,700	97,669	106,731	110,933	121,570	124,782	125,173
851-999	socio-culturels, comm. et pers.													
451-484	Service producing industries - Branches 501-999 productrices de services	125,745	138,588	147,896	163,633	167,129	173,257	184,505	199,280	213,276	209,082	237,426	238,277	233,560
041-999	Industrial aggregate - Ensemble des industries	222,108	244,879	268,812	289,539	282,451	289,840	303,981	325,018	340,997	347,058	377,420	380,023	366,879
YUKON														
041-449	Goods producing industries - Branches 491-499 productrices de biens	685	779	825	704	686	934	722	839	854	1,122	1,233	894	890
451-499	Transportation, storage, comm. & other utilities - Transp., entreposage, comm. et autres services publics	521	546	521	452	427	396	352	366	334	408	474	404	391
501-692	Trade - Commerce	316	345	391	439	436	472	453	466	455	501	547	454	415
771-779	Comm., business & pers. services - Services	263	299	341	365	381	438	490	552	574	751	922	986	1,080
851-999	socio-culturels, comm. et pers.													
451-484	Service producing industries - Branches 501-999 productrices de services	1,185	1,378	1,311	1,318	1,343	1,603	1,558	1,707	1,720	2,140	2,603	2,413	2,388
041-999	Industrial aggregate - Ensemble des industries	1,870	2,156	2,136	2,022	2,030	2,537	2,280	2,546	2,574	3,262	3,836	3,307	3,277
NORTHWEST TERRITORIES & NUNAVUT TERRITOIRES DU NORD-OUEST ET NUNAVUT														
401-449	Construction - Construction	321	409	364	435	431	430	585	714	724	574	789	887	1,025
041-449	Goods producing industries - Branches 491-499 productrices de biens	1,833	2,158	2,134	2,290	2,145	1,863	1,792	2,063	2,036	2,154	2,650	2,182	2,831

Annual Estimates of Employment, Earnings and Hours, 1987-1999, Statistics Canada
 Estimations annuelles de l'Emploi, des gains et de la durée du travail, 1987-1999, Statistique Canada

Table 7A

Estimates of Total Weekly Payrolls, for Employees paid by the Hour, for Selected Industries, Canada, Provinces and Territories.

Tableau 7A

Estimations de la rémunération hebdo. brute, pour les salariés rémunérés à l'heure, pour une sélection d'industries, Canada, provinces et territoires.

SIC 1980 CTI	Industry Industrie	DOLLARS IN THOUSANDS - DOLLARS EN MILLIERS												
		1987	1988	1989	1990	1991	1992	1993	1994	1995	1996	1997	1998	1999
NORTHWEST TERRITORIES & NUNAVUT TERRITOIRES DU NORD-OUEST ET NUNAVUT														
451-499	Transportation, storage, comm. & other utilities - Transp., entreposage, comm. et autres services publics	406	446	567	596	567	662	642	662	676	746	785	664	617
501-692	Trade - Commerce	335	386	430	492	494	519	545	631	709	757	874	774	748
701-761	Finance, insurance & real estate - Finances, assur. & affaires immobilières	161	228	183	172	199	211	276	261	252	293	249	156	110
771-779	Comm., business & pers. services - Services socio-culturels, comm. et pers.	445	680	906	956	963	1,074	1,225	1,327	1,397	1,655	2,116	1,990	2,126
451-484 501-999	Service producing industries - Branches productrices de services	1,311	1,835	1,919	2,071	2,214	2,650	2,900	3,047	3,135	4,033	5,134	4,614	4,537
041-999	Industrial aggregate - Ensemble des industries	3,144	3,994	4,054	4,361	4,359	4,513	4,692	5,110	5,171	6,187	7,784	6,796	7,369

**Annual Estimates of Employment, Earnings and Hours, 1987-1999, Statistics Canada
Estimations annuelles de l'Emploi, des gains et de la durée du travail, 1987-1999, Statistique Canada**

**ELECTRONIC PUBLICATIONS
PUBLICATIONS ÉLECTRONIQUES
AVAILABLE AT | DISPONIBLES À
www.statcan.ca**



Table 7B

Tableau 7B

Growth rates for the Estimates of Total Weekly Payrolls, for Employees paid by the Hour, for Selected industries, Canada, Provinces and Territories.

Taux de croissance pour les estimations de la rémunération hebdomadaire brute pour les salariés rémunérés à l'heure, pour une sélection d'industries, Canada, provinces et territoires.

Canada, Provinces and Territories/
Canada, Provinces et Territoires

Page

204

Table 7B

Growth Rates for the Estimates of Total Weekly Payrolls, for Employees paid by the Hour, for Selected Industries, Canada, Provinces and Territories.

Tableau 7B

Taux de croissance pour les estimations de la rémunération hebdo. brute, pour les salariés rému. à l'heure, pour une sélection d'industries, Ca, prov. et terr.

SIC 1980 CTI	Industry Industrie	GROWTH RATES - TAUX DE CROISSANCE												
		1987	1988	1989	1990	1991	1992	1993	1994	1995	1996	1997	1998	1999
CANADA														
041-051	Logging and forestry - Exploitation forestière et serv. forestiers	17.9%	3.0%	12.8%	-11.4%	3.3%	1.3%	7.1%	3.2%	8.8%	4.9%	4.3%	-8.3%	-5.0%
061-092	Mining (incl. milling), quarrying and oil wells Mines (y compris broyage), carrières et puits de pétrole	4.7	14.8	-1.1	2.7	-0.4	-7.7	-2.0	17.4	-6.5	-3.4	20.3	8.4	15.6
101-399	Manufacturing - Industries manufacturières	10.5	6.5	6.1	-3.8	-8.1	-0.3	3.6	6.4	4.8	5.6	10.5	2.4	2.7
401-449	Construction - Construction	8.6	9.1	16.1	3.3	-15.8	-14.0	-2.3	6.1	4.5	-2.6	4.6	5.1	4.3
041-449	Goods producing industries - Branches													
491-499	productrices de biens	9.8	7.6	8.1	-1.3	-8.9	-3.8	2.0	6.8	3.8	2.9	9.5	2.6	3.4
451-499	Transportation, storage, comm. & other utilities - Transp., entreposage, comm. et autres services publics	-9.6	12.5	5.3	5.2	0.8	2.8	2.1	5.4	-2.1	-2.3	14.5	6.4	-0.4
501-692	Trade - Commerce	7.0	5.8	8.7	11.2	-6.8	-2.0	5.9	5.4	4.8	3.7	6.4	0.8	3.6
701-761	Finance, insurance & real estate - Finances, assur. & affaires immobilières	14.8	25.5	21.8	11.4	-9.3	-7.4	15.5	8.9	9.5	16.5	25.6	-11.0	6.1
771-779	Comm., business & pers. services - Services	12.1	8.1	10.5	10.0	5.0	1.2	4.3	5.3	6.3	7.1	1.7	6.2	3.4
851-999	socio-culturels, comm. et pers.													
451-484	Service producing industries - Branches													
501-999	productrices de services	6.2	8.6	7.0	9.5	0.8	2.3	4.6	5.4	5.1	5.9	6.8	4.8	2.8
041-999	Industrial aggregate - Ensemble des industries	8.0	8.1	7.5	4.0	-3.9	-0.5	3.5	6.0	4.5	4.6	7.9	3.9	3.1
NEWFOUNDLAND TERRE-NEUVE														
061-092	Mining (incl. milling), quarrying and oil wells Mines (y compris broyage), carrières et puits de pétrole	1.3	30.0	7.7	7.9	-5.5	-9.7	-1.1	20.4	0.6	0.6	16.7	-29.1	-30.4
101-399	Manufacturing - Industries manufacturières	23.2	8.2	6.6	-7.4	-6.7	-12.9	-5.6	-4.9	1.5	6.9	16.9	3.7	11.3
401-449	Construction - Construction	9.0	38.5	23.9	-7.8	-13.3	3.9	50.8	51.8	1.1	-15.5	-56.5	-10.8	-2.2
041-449	Goods producing industries - Branches													
491-499	productrices de biens	15.7	16.3	10.5	-4.6	-7.3	-7.9	10.0	23.6	1.1	-1.5	-10.0	-11.4	-0.7
451-499	Transportation, storage, comm. & other utilities - Transp., entreposage, comm. et autres services publics	-1.2	5.7	-0.8	17.8	-1.8	1.0	-3.4	3.4	2.3	50.5	28.1	-24.5	-5.0
501-692	Trade - Commerce	20.4	12.3	13.6	17.6	-11.7	3.1	-0.8	9.5	8.6	-7.8	8.9	4.7	5.1
701-761	Finance, insurance & real estate - Finances, assur. & affaires immobilières	23.2	-2.5	20.1	26.4	-1.7	-0.4	12.5	29.3	3.3	51.2	7.1	-33.8	2.0

Annual Estimates of Employment, Earnings and Hours, 1987-1999, Statistics Canada
Estimations annuelles de l'Emploi, des gains et de la durée du travail, 1987-1999, Statistique Canada

Table 7B

Growth Rates for the Estimates of Total Weekly Payrolls, for Employees paid by the Hour, for Selected Industries, Canada, Provinces and Territories.

Tableau 7B

Taux de croissance pour les estimations de la rémunération hebdo. brute, pour les salariés rému. à l'heure, pour une sélection d'industries, Ca, prov. et terr.

SIC 1980 CTI	Industry Industrie	GROWTH RATES - TAUX DE CROISSANCE												
		1987	1988	1989	1990	1991	1992	1993	1994	1995	1996	1997	1998	1999
NEWFOUNDLAND TERRE-NEUVE														
771-779 851-999	Comm., business & pers. services - Services socio-culturels, comm. et pers.	29.3%	8.1%	15.2%	7.4%	-0.8%	-1.5%	7.7%	6.7%	5.3%	18.9%	-5.1%	16.5%	17.0%
451-484 501-999	Service producing industries - Branches productrices de services	20.0	9.5	9.9	13.1	-4.8	2.3	3.3	6.1	6.4	14.0	5.7	4.2	9.0
041-999	Industrial aggregate - Ensemble des industries	17.8	12.9	10.2	4.0	-6.0	-2.5	6.2	14.0	3.8	6.6	-1.3	-2.1	5.4
PRINCE EDWARD ISLAND ILE-DU-PRINCE-ÉDOUARD														
101-399	Manufacturing - Industries manufacturières	14.1	12.7	6.3	3.4	-7.0	16.3	-3.6	5.8	9.4	32.5	55.0	-3.4	-6.7
401-449	Construction - Construction	22.0	29.7	-7.1	27.5	-14.7	0.2	2.7	8.2	152.5	52.9	-61.6	-6.7	..
041-449 491-499	Goods producing industries - Branches productrices de biens	17.7	19.0	0.9	13.8	-8.6	8.1	-0.5	6.0	66.7	42.1	-24.8	-5.3	13.8
451-499	Transportation, storage, comm. & other utilities - Transp., entreposage, comm. et autres services publics	-7.4	9.6	15.4	11.3	0.8	-0.4	7.1	-1.0	-0.3	-12.3	6.7	1.9	-6.6
501-692	Trade - Commerce	8.7	19.1	-0.8	13.8	-0.3	-4.0	14.8	6.6	10.1	-3.0	4.6	-3.9	6.6
771-779 851-999	Comm., business & pers. services - Services socio-culturels, comm. et pers.	25.7	15.1	6.9	18.4	7.7	..	8.5	18.1	44.8	16.3	-7.2	17.6	17.1
451-484 501-999	Service producing industries - Branches productrices de services	14.2	18.8	-3.7	15.3	4.9	5.7	11.1	9.5	25.0	8.4	-1.0	7.0	12.1
041-999	Industrial aggregate - Ensemble des industries	15.6	18.9	-1.9	14.7	-0.5	6.6	6.7	8.2	39.3	22.3	-12.4	1.9	12.7
NOVA SCOTIA NOUVELLE-ÉCOSSE														
061-092	Mining (incl. milling), quarrying and oil wells Mines (y compris broyage), carrières et puits de pétrole	10.8	3.2	-22.3	20.7	6.0	-18.1	5.9	6.6	3.4	-31.1	12.2	-2.3	0.5
101-399	Manufacturing - Industries manufacturières	18.8	9.8	2.7	-0.3	-7.1	6.1	-5.9	5.4	7.5	2.2	11.9	3.7	6.9
401-449	Construction - Construction	18.3	9.9	23.5	2.2	-17.1	-12.9	3.4	-8.6	2.2	..	26.7	-7.8	-0.1
041-449 491-499	Goods producing industries - Branches productrices de biens	16.4	8.7	5.7	2.9	-8.7	-2.0	-2.0	2.4	5.9	-1.6	15.2	-1.7	3.5
451-499	Transportation, storage, comm. & other utilities - Transp., entreposage, comm. et autres services publics	3.9	4.8	2.4	5.8	-4.9	1.6	2.5	-1.0	-5.7	-6.9	10.9	-18.8	-11.2
501-692	Trade - Commerce	1.3	8.1	15.0	12.0	-7.2	-4.0	9.5	8.4	5.7	-5.2	14.6	3.5	10.0

Annual Estimates of Employment, Earnings and Hours, 1987-1999, Statistics Canada
Estimations annuelles de l'Emploi, des gains et de la durée du travail, 1987-1999, Statistique Canada

Table 7B

Growth Rates for the Estimates of Total Weekly Payrolls, for Employees paid by the Hour, for Selected Industries, Canada, Provinces and Territories.

Tableau 7B

Taux de croissance pour les estimations de la rémunération hebdo. brute, pour les salariés rému. à l'heure, pour une sélection d'industries, Ca, prov. et terr.

SIC 1980 CTI	Industry Industrie	GROWTH RATES - TAUX DE CROISSANCE												
		1987	1988	1989	1990	1991	1992	1993	1994	1995	1996	1997	1998	1999
NOVA SCOTIA NOUVELLE-ÉCOSSE														
701-761	Finance, insurance & real estate - Finances, assur. & affaires immobilières	10.8%	12.9%	39.4%	23.3%	-17.9%	9.9%	48.4%	11.4%	4.1%	28.0%	-6.2%	-10.6%	16.2%
771-779 851-999	Comm., business & pers. services - Services socio-culturels, comm. et pers.	11.8	13.2	12.2	9.8	6.5	5.9	-1.5	9.2	12.8	5.6	3.8	10.9	18.1
451-484 501-999	Service producing industries - Branches productrices de services	6.2	9.3	9.7	9.5	-0.6	4.1	3.5	6.1	6.8	1.9	10.2	3.0	10.6
041-999	Industrial aggregate - Ensemble des industries	10.8	9.0	7.8	6.4	-4.3	1.5	1.2	4.6	6.4	0.6	12.1	1.2	7.9
NEW BRUNSWICK NOUVEAU-BRUNSWICK														
041-051	Logging and forestry - Exploitation forestière et serv. forestiers	-29.3	17.0	43.1	-10.7	-9.4	-5.1	21.0	-18.8	27.0	-12.3	39.7	3.2	-20.2
061-092	Mining (incl. milling), quarrying and oil wells - Mines (y compris broyage), carrières et puits de pétrole	6.7	6.1	4.3	-28.0	5.8	18.3	-2.5	5.0	6.7	7.7	4.8	-12.2	11.9
101-399	Manufacturing - Industries manufacturières	13.6	13.3	7.2	-4.0	-2.2	4.1	2.6	3.5	3.8	-8.7	17.9	0.2	2.0
401-449	Construction - Construction	16.8	27.1	36.6	-1.3	-4.7	-5.3	-6.3	-5.9	-2.8	3.7	-0.1	-2.1	6.5
041-449 491-499	Goods producing industries - Branches productrices de biens	10.8	15.5	15.5	-5.3	-2.7	1.9	0.8	-0.4	3.3	-5.2	13.4	0.7	3.7
451-499	Transportation, storage, comm. & other utilities - Transp., entreposage, comm. et autres services publics	-22.9	-1.2	14.0	2.0	2.5	-0.1	6.8	0.1	2.6	4.6	6.0	-4.9	4.8
501-692	Trade - Commerce	2.8	6.5	14.6	4.5	10.0	-8.0	2.4	9.5	2.7	-0.6	8.9	1.1	4.5
701-761	Finance, insurance & real estate - Finances, assur. & affaires immobilières	12.7	-11.8	26.1	11.0	14.7	8.0	5.4	15.4	1.3	16.4	-5.3	-1.6	9.7
771-779 851-999	Comm., business & pers. services - Services socio-culturels, comm. et pers.	10.4	7.6	13.3	7.3	6.2	3.0	2.4	5.0	1.2	7.9	-3.3	4.9	7.4
451-484 501-999	Service producing industries - Branches productrices de services	1.9	6.6	10.6	5.9	7.6	1.9	3.3	5.6	2.8	6.5	2.3	2.5	5.1
041-999	Industrial aggregate - Ensemble des industries	5.7	10.6	12.9	0.5	2.9	1.9	2.2	3.1	3.0	1.7	6.6	1.7	4.6
QUÉBEC														
041-051	Logging and forestry - Exploitation forestière et serv. forestiers	16.4	15.3	1.1	-7.9	4.5	4.4	18.1	-2.7	8.2	-10.6	30.4	28.8	-12.6

Annual Estimates of Employment, Earnings and Hours, 1987-1999, Statistics Canada
Estimations annuelles de l'Emploi, des gains et de la durée du travail, 1987-1999, Statistique Canada

Table 7B

Growth Rates for the Estimates of Total Weekly Payrolls, for Employees paid by the Hour, for Selected Industries, Canada, Provinces and Territories.

Tableau 7B

Taux de croissance pour les estimations de la rémunération hebdo. brute, pour les salariés rému. à l'heure, pour une sélection d'industries, Ca, prov. et terr.

SIC 1980 CTI	Industry Industrie	GROWTH RATES - TAUX DE CROISSANCE												
		1987	1988	1989	1990	1991	1992	1993	1994	1995	1996	1997	1998	1999
QUÉBEC														
061-092	Mining (incl. milling), quarrying and oil wells Mines (y compris broyage), carrières et puits de pétrole	3.7%	8.6%	1.8%	4.0%	-6.3%	..	-9.8%	13.5%	-1.5%	-5.2%	8.3%	0.6%	-0.7%
101-399	Manufacturing - Industries manufacturières	11.2	6.4	4.9	-4.3	-4.5	-0.2%	4.3	0.1	7.7	4.1	8.3	6.3	3.5
401-449	Construction - Construction	8.9	8.2	15.6	-7.8	-20.0	-20.6	6.7	2.6	5.8	-14.0	4.3	5.5	-3.7
041-449	Goods producing industries - Branches													
491-499	productrices de biens	10.4	7.3	7.4	-4.9	-8.0	-4.6	4.5	1.1	6.5	-0.8	7.3	6.3	1.5
451-499	Transportation, storage, comm. & other utilities - Transp., entreposage, comm. et autres services publics	-6.4	20.9	-0.7	3.3	8.8	9.8	4.4	3.4	-0.5	-1.7	9.5	1.8	-2.7
501-692	Trade - Commerce	12.7	4.6	5.8	15.8	-9.2	-8.7	7.8	8.3	1.1	1.9	7.9	-1.4	-4.4
701-761	Finance, insurance & real estate - Finances, assur. & affaires immobilières	9.7	33.4	8.5	-5.0	7.9	-17.8	11.4	8.2	7.9	14.3	111.9	-42.7	-22.7
771-779	Comm., business & pers. services - Services													
851-999	socio-culturels, comm. et pers.	10.6	11.2	8.3	8.8	7.9	4.1	2.2	2.1	5.0	6.7	2.8	-4.0	-5.2
451-484	Service producing industries - Branches													
501-999	productrices de services	8.5	11.0	2.8	9.9	3.2	3.0	3.8	4.3	3.6	5.3	10.6	-5.4	-5.6
041-999	Industrial aggregate - Ensemble des industries	9.4	9.2	5.1	2.5	-2.0	-0.3	4.1	2.9	4.8	2.8	9.2	-0.7	-2.5
ONTARIO														
041-051	Logging and forestry - Exploitation forestière et serv. forestiers	-0.5	-11.8	8.0	-11.6	-10.6	20.1	-1.2	-7.7	13.5	-5.8	-10.4	5.9	-8.3
061-092	Mining (incl. milling), quarrying and oil wells Mines (y compris broyage), carrières et puits de pétrole	14.2	17.9	-0.4	-2.5	-2.9	-6.3	4.9	-3.0	16.3	3.5	-2.7	-7.4	0.1
101-399	Manufacturing - Industries manufacturières	8.1	5.3	6.6	-6.1	-8.7	-0.9	3.5	9.9	4.5	5.1	10.7	0.6	3.3
401-449	Construction - Construction	10.0	7.7	10.7	3.8	-14.6	-22.4	-12.2	10.0	6.1	2.3	2.4	3.9	12.7
041-449	Goods producing industries - Branches													
491-499	productrices de biens	8.5	6.1	7.4	-3.1	-9.4	-5.3	0.4	9.2	4.7	4.2	8.6	..	4.1
451-499	Transportation, storage, comm. & other utilities - Transp., entreposage, comm. et autres services publics	-8.2	11.5	7.0	10.3	0.9	2.2	-2.4	6.4	-0.5	5.2	17.4	7.7	-1.4
501-692	Trade - Commerce	2.5	4.8	12.5	9.0	-10.2	1.4	5.8	3.5	6.1	9.5	-2.4	6.4	8.8
701-761	Finance, insurance & real estate - Finances, assur. & affaires immobilières	23.5	24.0	29.8	19.4	-24.1	-5.8	12.2	14.3	14.0	15.9	-29.2	43.1	17.0
771-779	Comm., business & pers. services - Services													
851-999	socio-culturels, comm. et pers.	15.2	3.7	11.6	9.9	5.9	-2.4	6.1	3.0	9.0	5.5	-0.2	13.0	6.0

Annual Estimates of Employment, Earnings and Hours, 1987-1999, Statistics Canada
Estimations annuelles de l'Emploi, des gains et de la durée du travail, 1987-1999, Statistique Canada

Table 7B

Growth Rates for the Estimates of Total Weekly Payrolls, for Employees paid by the Hour, for Selected Industries, Canada, Provinces and Territories.

Tableau 7B

Taux de croissance pour les estimations de la rémunération hebdo. brute, pour les salariés rému. à l'heure, pour une sélection d'industries, Ca, prov. et terr.

SIC 1980 CTI	Industry Industrie	GROWTH RATES - TAUX DE CROISSANCE												
		1987	1988	1989	1990	1991	1992	1993	1994	1995	1996	1997	1998	1999
ONTARIO														
	451-484 Service producing industries - Branches 501-999 productrices de services	7.1%	5.6%	9.9%	9.7%	-0.7%	0.7%	5.0%	3.8%	7.5%	7.7%	1.3%	13.2%	6.1%
	041-999 Industrial aggregate - Ensemble des industries	7.9	5.9	8.5	2.5	-5.3	-2.3	2.8	6.4	6.1	6.0	4.8	6.6	5.2
MANITOBA														
	061-092 Mining (incl. milling), quarrying and oil wells Mines (y compris broyage), carrières et puits de pétrole	0.3	16.3	27.9	-2.9	-7.8	3.6	1.0	-9.6	-0.4	-26.4	25.1	-10.0	-13.7
	101-399 Manufacturing - Industries manufacturières	10.5	5.0	6.1	-0.9	-14.7	1.1	1.9	4.3	10.4	5.8	13.6	4.2	6.9
	401-449 Construction - Construction	14.6	-4.1	-2.9	2.8	-13.6	3.5	-15.1	12.9	14.1	-15.8	18.6	-7.3	8.0
	041-449 Goods producing industries - Branches 491-499 productrices de biens	10.6	3.6	5.6	0.2	-13.0	2.0	-2.2	5.0	10.0	-1.3	14.6	1.0	5.1
	451-499 Transportation, storage, comm. & other utilities - Transp., entreposage, comm. et autres services publics	-22.1	14.0	15.4	5.4	-0.9	-0.7	-3.5	4.3	-9.5	0.6	-9.9	26.2	15.2
	501-692 Trade - Commerce	7.1	1.9	1.4	6.6	-8.1	-0.7	8.6	17.4	-1.8	-0.2	12.8	-1.0	10.1
	701-761 Finance, insurance & real estate - Finances, assur. & affaires immobilières	-3.7	21.4	37.5	4.3	23.5	-0.1	-5.0	9.1	-17.5	24.4	6.8	71.3	33.3
	771-779 Comm., business & pers. services - Services 851-999 socio-culturels, comm. et pers.	12.4	16.4	6.3	10.2	0.3	5.0	4.0	7.8	3.7	6.8	-7.9	9.7	10.3
	451-484 Service producing industries - Branches 501-999 productrices de services	1.0	12.8	5.9	7.9	-1.3	4.0	3.0	9.4	-0.9	5.0	-1.3	12.4	12.1
	041-999 Industrial aggregate - Ensemble des industries	5.0	8.8	5.7	4.8	-5.9	3.2	1.1	7.9	2.8	2.7	4.3	8.0	9.6
SASKATCHEWAN														
	061-092 Mining (incl. milling), quarrying and oil wells Mines (y compris broyage), carrières et puits de pétrole	6.6	-0.4	-6.4	1.4	-3.9	7.9	-3.6	14.0	10.4	-14.4	38.4	9.1	18.3
	101-399 Manufacturing - Industries manufacturières	12.5	7.7	11.5	-4.2	-18.5	4.4	2.2	16.8	11.6	-0.9	10.2	8.6	0.2
	401-449 Construction - Construction	18.5	1.6	3.5	0.9	-17.0	4.8	6.6	26.1	-14.0	0.6	37.4	-3.8	-2.5
	041-449 Goods producing industries - Branches 491-499 productrices de biens	12.1	4.6	5.3	-0.7	-15.0	5.2	2.8	18.8	3.0	-4.1	23.4	7.8	4.1
	451-499 Transportation, storage, comm. & other utilities - Transp., entreposage, comm. et autres services publics	-35.0	7.1	3.2	-1.9	-1.6	2.7	6.3	8.0	-7.1	-6.5	12.8	53.9	13.3
	501-692 Trade - Commerce	10.2	4.7	-2.6	6.5	-2.1	1.1	2.0	10.8	1.4	-1.3	20.6	-0.7	7.5

Annual Estimates of Employment, Earnings and Hours, 1987-1999, Statistics Canada
Estimations annuelles de l'Emploi, des gains et de la durée du travail, 1987-1999, Statistique Canada

Table 7B

Growth Rates for the Estimates of Total Weekly Payrolls, for Employees paid by the Hour, for Selected Industries, Canada, Provinces and Territories.

Tableau 7B

Taux de croissance pour les estimations de la rémunération hebdo. brute, pour les salariés rému. à l'heure, pour une sélection d'industries, Ca, prov. et terr.

SIC 1980 CTI	Industry Industrie	GROWTH RATES - TAUX DE CROISSANCE												
		1987	1988	1989	1990	1991	1992	1993	1994	1995	1996	1997	1998	1999
SASKATCHEWAN														
701-761	Finance, insurance & real estate - Finances, assur. & affaires immobilières	10.4%	6.6%	5.6%	27.4%	0.9%	5.4%	14.5%	9.6%	3.4%	24.1%	9.1%	32.5%	41.0%
771-779 851-999	Comm., business & pers. services - Services socio-culturels, comm. et pers.	7.2	3.7	5.6	10.0	-0.4	3.2	-2.4	6.3	3.3	5.7	11.1	5.7	4.7
451-484 501-999	Service producing industries - Branches productrices de services	1.3	4.4	1.8	7.6	-0.6	3.7	-0.1	7.8	3.0	3.8	16.3	9.8	7.6
041-999	Industrial aggregate - Ensemble des industries	4.7	4.4	3.0	4.7	-5.3	4.1	0.8	11.1	3.0	1.3	18.5	9.1	6.5
ALBERTA														
041-051	Logging and forestry - Exploitation forestière et serv. forestiers	8.6	17.7	35.7	19.2	25.7	7.9	2.6	-0.1	13.6	-4.0	-1.6	18.6	3.1
061-092	Mining (incl. milling), quarrying and oil wells Mines (y compris broyage), carrières et puits de pétrole	-3.0	15.2	-3.2	8.8	7.1	-11.5	3.8	39.7	-30.9	-1.3	46.1	32.5	32.1
101-399	Manufacturing - Industries manufacturières	12.9	10.1	5.2	6.1	-8.9	-1.9	6.8	5.0	2.0	11.4	22.5	10.9	1.3
401-449	Construction - Construction	-4.3	14.7	18.2	24.1	-20.3	-6.3	5.1	1.8	1.2	3.2	37.6	-2.9	15.3
041-449 491-499	Goods producing industries - Branches productrices de biens	2.9	12.8	7.3	13.1	-8.9	-5.5	5.2	12.1	-8.3	4.3	31.8	12.1	14.3
451-499	Transportation, storage, comm. & other utilities - Transp., entreposage, comm. et autres services publics	-18.3	14.9	4.7	11.1	-8.5	4.0	4.0	-5.6	-1.2	-4.2	23.9	19.7	16.3
501-692	Trade - Commerce	8.7	10.2	6.9	9.1	1.0	-5.6	3.0	10.5	1.2	6.3	23.7	-6.2	4.8
701-761	Finance, insurance & real estate - Finances, assur. & affaires immobilières	21.3	29.9	0.8	23.4	-8.3	14.9	10.4	2.3	37.2	8.1	-11.7	18.1	22.6
771-779 851-999	Comm., business & pers. services - Services socio-culturels, comm. et pers.	7.6	9.9	15.6	5.9	-2.0	0.3	6.7	10.7	-4.0	19.0	-3.4	11.3	9.3
451-484 501-999	Service producing industries - Branches productrices de services	2.9	10.8	8.6	7.9	-1.5	2.0	5.0	7.8	-0.9	13.4	8.3	6.0	8.7
041-999	Industrial aggregate - Ensemble des industries	2.9	11.7	8.0	10.1	-4.7	-1.2	5.1	9.5	-4.0	9.9	17.1	8.5	11.2
BRITISH COLUMBIA COLOMBIE-BRITANNIQUE														
041-051	Logging and forestry - Exploitation forestière et serv. forestiers	39.2	4.3	15.1	-15.3	8.6	-5.0	7.0	8.3	6.2	15.9	-1.8	-26.7	2.8
061-092	Mining (incl. milling), quarrying and oil wells Mines (y compris broyage), carrières et puits de pétrole	9.4	26.7	-0.9	-0.4	-3.8	-18.3	-18.6	12.4	29.1	-8.6	10.7	-1.9	..

Annual Estimates of Employment, Earnings and Hours, 1987-1999, Statistics Canada
Estimations annuelles de l'emploi, des gains et de la durée du travail, 1987-1999, Statistique Canada

Table 7B

Growth Rates for the Estimates of Total Weekly Payrolls, for Employees paid by the Hour, for Selected Industries, Canada, Provinces and Territories.

Tableau 7B

Taux de croissance pour les estimations de la rémunération hebdo. brute, pour les salariés rému. à l'heure, pour une sélection d'industries, Ca, prov. et terr.

SIC 1980 CTI	Industry Industrie	GROWTH RATES - TAUX DE CROISSANCE												
		1987	1988	1989	1990	1991	1992	1993	1994	1995	1996	1997	1998	1999
BRITISH COLUMBIA COLOMBIE-BRITANNIQUE														
101-399	Manufacturing - Industries manufacturières	17.9%	9.4%	6.7%	3.7%	-11.3%	0.8%	4.7%	6.5%	-1.1%	12.3%	6.4%	-2.9%	-3.5%
401-449	Construction - Construction	9.0	12.1	45.7	13.9	-9.7	9.3	-0.8	0.7	1.4	-0.5	-12.0	30.3	-15.8
041-449	Goods producing industries - Branches													
491-499	productrices de biens	17.1	10.3	13.8	4.1	-8.4	1.1	2.5	5.2	1.6	8.0	1.5	1.3	-5.9
451-499	Transportation, storage, comm. & other utilities - Transp., entreposage, comm. et autres services publics	-5.3	9.2	6.3	-4.4	-0.8	-2.7	9.0	13.7	-4.7	-20.2	17.9	4.5	-9.3
501-692	Trade - Commerce	8.1	7.8	7.0	12.5	-1.0	3.1	5.5	-2.3	12.3	-4.4	10.8	-3.7	-2.2
701-761	Finance, insurance & real estate - Finances, assur. & affaires immobilières	4.2	14.1	61.8	21.3	-4.3	-6.7	42.2	-1.9	-4.6	21.6	63.9	-22.7	12.1
771-779	Comm., business & pers. services - Services													
851-999	socio-culturels, comm. et pers.	9.4	11.8	9.5	17.1	5.0	3.2	4.8	12.7	9.3	3.9	9.6	2.6	0.3
451-484	Service producing industries - Branches													
501-999	productrices de services	4.0	10.2	6.7	10.6	2.1	3.7	6.5	8.0	7.0	-2.0	13.6	0.4	-2.0
041-999	Industrial aggregate - Ensemble des industries	9.3	10.3	9.8	7.7	-2.4	2.6	4.9	6.9	4.9	1.8	8.7	0.7	-3.5
YUKON														
041-449	Goods producing industries - Branches													
491-499	productrices de biens	7.3	13.6	5.9	-14.6	-2.5	36.1	-22.7	16.2	1.8	31.4	9.8	-27.5	-0.5
451-499	Transportation, storage, comm. & other utilities - Transp., entreposage, comm. et autres services publics	6.0	4.8	-4.5	-13.4	-5.4	-7.2	-11.2	4.1	-8.8	22.3	16.0	-14.7	-3.4
501-692	Trade - Commerce	-3.6	9.1	13.3	12.3	-0.5	8.1	-4.0	2.7	-2.3	10.0	9.2	-17.0	-8.6
771-779	Comm., business & pers. services - Services													
851-999	socio-culturels, comm. et pers.	18.3	13.4	14.0	7.2	4.2	15.2	11.7	12.7	4.1	30.7	22.9	6.9	9.5
451-484	Service producing industries - Branches													
501-999	productrices de services	9.9	16.3	-4.9	0.5	1.9	19.3	-2.8	9.6	0.8	24.4	21.6	-7.3	-1.1
041-999	Industrial aggregate - Ensemble des industries	8.9	15.3	-1.0	-5.3	0.4	25.0	-10.1	11.7	1.1	26.7	17.6	-13.8	-0.9
NORTHWEST TERRITORIES & NUNAVUT TERRITOIRES DU NORD-OUEST ET NUNAVUT														
401-449	Construction - Construction	11.3	27.6	-11.1	19.6	-1.0	-0.3	36.1	22.1	1.4	-20.7	37.5	12.3	15.6
041-449	Goods producing industries - Branches													
491-499	productrices de biens	-4.3	17.8	-1.1	7.3	-6.3	-13.2	-3.8	15.1	-1.3	5.8	23.0	-17.7	29.8

Annual Estimates of Employment, Earnings and Hours, 1987-1999, Statistics Canada
Estimations annuelles de l'Emploi, des gains et de la durée du travail, 1987-1999, Statistique Canada

Table 7B

Growth Rates for the Estimates of Total Weekly Payrolls, for Employees paid by the Hour, for Selected Industries, Canada, Provinces and Territories.

Tableau 7B

Taux de croissance pour les estimations de la rémunération hebdo. brute, pour les salariés rému. à l'heure, pour une sélection d'industries, Ca, prov. et terr.

SIC 1980 CTI	Industry Industrie	GROWTH RATES - TAUX DE CROISSANCE												
		1987	1988	1989	1990	1991	1992	1993	1994	1995	1996	1997	1998	1999
NORTHWEST TERRITORIES & NUNAVUT TERRITOIRES DU NORD-OUEST ET NUNAVUT														
451-499	Transportation, storage, comm. & other utilities - Transp., entreposage, comm. et autres services publics	-8.7%	9.9%	27.3%	5.0%	-4.9%	16.8%	-3.0%	3.1%	2.0%	10.4%	5.2%	-15.4%	-7.1%
501-692	Trade - Commerce	17.5	15.2	11.4	14.3	0.5	5.0	5.1	15.7	12.4	6.7	15.5	-11.4	-3.4
701-761	Finance, insurance & real estate - Finances, assur. & affaires immobilières	3.8	41.5	-19.4	-6.3	15.7	6.1	31.0	-5.7	-3.4	16.3	-15.1	-37.1	-29.7
771-779 851-999	Comm., business & pers. services - Services socio-culturels, comm. et pers.	16.1	53.0	33.2	5.5	0.8	11.4	14.2	8.3	5.3	18.4	27.9	-6.0	6.8
451-484 501-999	Service producing industries - Branches productrices de services	8.8	40.0	4.6	7.9	6.9	19.7	9.4	5.1	2.9	28.6	27.3	-10.1	-1.7
041-999	Industrial aggregate - Ensemble des industries	0.8	27.0	1.5	7.6	..	3.5	4.0	8.9	1.2	19.6	25.8	-12.7	8.4

Annual Estimates of Employment, Earnings and Hours, 1987-1999, Statistics Canada
Estimations annuelles de l'Emploi, des gains et de la durée du travail, 1987-1999, Statistique Canada

**ELECTRONIC PUBLICATIONS
PUBLICATIONS ÉLECTRONIQUES**
AVAILABLE AT | DISPONIBLES À
www.statcan.ca



Survey Overview

Aperçu de l'enquête

Note to readers

The Labour Statistics Division completed the incorporation of administrative records in the production of employment, earnings and hours estimates (SEPH) in May 1998 (third phase of the re-design). As a result of this change in methodology, estimates derived from administrative records may show a different pattern than the previous data, which may affect the historical comparability of employment and earnings series.

Beginning with the January 2001 data, SEPH estimates will be based on the North American Industry Classification System (NAICS) instead of the 1980 Standard Industrial Classification. At the same time, the historical series will be revised to reflect the new phase three levels of employment and earnings derived from administrative records on a NAICS basis. In addition, seasonal factors will be revised, thus improving the historical consistency of seasonally adjusted estimates.

Note aux lecteurs

La Division de la statistique du travail a complété l'inclusion des données administratives dans la production des estimations de l'emploi, gains et durée du travail (EERH) en mai 1998 (troisième phase du remaniement). Résultant de ce changement méthodologique, il se peut que les estimations de l'emploi mesurées à partir de données administratives montrent un modèle saisonnier différent de celui des données obtenues auparavant et ceci pourrait affecter la comparabilité des séries historiques sur l'emploi et la rémunération.

À partir des données de janvier 2001, les estimations de l'EERH seront basées sur le système de classification des industries de l'Amérique du Nord (SCIAN) plutôt que sur la classification type des industries de 1980. En même temps, les séries historiques seront révisées pour refléter les niveaux de l'emploi et la rémunération de la Phase III (obtenus suite à l'augmentation de l'utilisation des données administratives) sur la base du SCIAN. De plus, les facteurs saisonniers seront révisés afin d'améliorer la consistance des estimations désaisonnalisées historiques.

The monthly Survey of Employment, Payrolls and Hours is designed to measure the levels and month-to-month trends of payroll employment, paid hours and earnings. The data are compiled at detailed industrial levels for Canada, provinces and territories.

L'enquête mensuelle sur l'emploi, la rémunération et les heures a pour objet de mesurer les niveaux et les tendances mensuelles de l'ensemble des salariés inscrits sur la liste de paye, des heures rémunérées et des gains. Ces données sont rassemblées à des niveaux détaillés selon l'activité économique pour le Canada, les provinces et les territoires.

Methodology

Target population

The target population is composed of all employers in Canada, except those in agriculture, fishing and trapping, private households services, religious organizations and military personnel of defence services. The survey reference period for SEPH is the pay period that includes the last seven days of the month.

Méthodologie

Population cible

La population cible comprend tous les employeurs au Canada sauf ceux des secteurs de l'agriculture, de la pêche et du piégeage, des services domestiques, des ménages, des organismes religieux et des services du personnel militaire de la défense. La période de référence de l'EERH, est la période de paye qui correspond aux sept derniers jours du mois.

The statistics contained in this publication are based on:

- *a census of administrative records having approximately 100 employees or more,
- *a sample of administrative records having approximately 99 employees or less,
- a sample survey (BPS) conducted to estimate the variables not reported on administrative records.

*The administrative data come from 2 questions that were added to the Canada Customs and Revenue Agency's remittance form (PD7). Note that employers who remit less than \$15,000 monthly in income tax withholdings, Canada/Quebec Pension Plan contributions and Employment Insurance premiums need to remit only once a month while all others are required to remit twice or more monthly. In addition, beginning with October 1997, employers remitting a total of \$12,000 or less per year are allowed to send their payroll deductions to Canada Customs and Revenue Agency on a quarterly basis.

The total payroll and employment estimates are obtained from Administrative records. The Business Payrolls Survey (BPS) is conducted monthly to collect data that is utilized in the calculation of ratios and regression coefficients needed to estimate data not reported on the administrative records. Combining different sources, BPS and Administrative Survey results in the full range of SEPH variables.

TERMS AND DEFINITIONS

Industry classification: On the basis of its principal activity, each establishment is assigned an industry code according to the 1980 Standard Industrial Classification. A description of the various industries and groups of industries is contained in the "Standard Industrial Classification Manual", Catalogue 12-501. In the tables of this publication, a column is identified "S.I.C. Code" and corresponds to that manual. SEPH has 281 industry groups in scope. For analytical purposes, special groupings which are not part of the Standard Industrial Classification, have been created.

- a) Industrial aggregate (000-999) represents the sum of all the industries included in the survey. Since January 1994, employment estimates for the Industrial aggregate include the unclassified businesses.

Les statistiques comprises dans la présente publication sont fondées sur:

- *un recensement des dossiers administratifs comprenant approximativement 100 salariés ou plus,
- *un échantillon des dossiers administratifs comprenant approximativement 99 salariés ou moins,
- une enquête-échantillon (ERE) servant de base pour estimer les variables non rapportées sur les dossiers administratifs.

*Les données administratives proviennent de 2 questions qui ont été ajoutées au formulaire des retenues sur la paye (PD7) de l'Agence des douanes et du revenu du Canada. Veuillez noter que les employeurs qui versent moins de 15 000 \$ par mois en retenues d'impôt, en contributions au fonds de pension du Canada, au Régime des rentes du Québec et en primes d'assurance-emploi, n'effectuent qu'un versement mensuelle tandis que les autres font 2 versements ou plus par mois. De plus, depuis octobre 1997, les employeurs ayant un maximum total de 12 000 \$ ou moins en retenues sur la paye par année, peuvent faire des versements sur une base trimestrielle à l'Agence des douanes et du revenu du Canada.

Le nombre total de salariés inscrits sur la liste de paye provient des dossiers administratifs. L'Enquête sur la rémunération auprès des entreprises (ERE) est effectuée chaque mois en vue de recueillir des données afin de calculer des ratios et des coefficients de régression, servant à estimer les données qui ne sont pas rapportées sur les dossiers administratifs. Ces différents volets soit l'ERE ainsi que les dossiers administratifs sont combinés en vue de produire toutes les variables propres à l'EERH.

TERMES ET DÉFINITIONS

Classement par activité économique: Un code d'activité économique tiré de la Classification type des industries de 1980 est attribué à chaque établissement selon sa principale activité. Les industries et les différents groupes industriels sont décrits dans le manuel "Classification Type des Industries 1980" catalogue 12-501. Dans les tableaux de cette publication, une colonne est identifiée "CTI 1980". Ces codes correspondent à ce manuel. On compte 281 groupes d'activités visées par l'EERH. À des fins analytiques, nous avons créé des groupes spéciaux qui ne figurent pas dans la Classification type des industries.

- a) Ensemble des industries (000-999) représente la somme de toutes les industries visées par l'enquête. Depuis janvier 1994, l'emploi pour l'ensemble des industries comprend les entreprises non classifiées.

-
- | | |
|---|--|
| <p>b) Unclassified businesses (000) represents businesses that have not yet been classified to an SIC, a province or a territory. Since January 1994, employment estimates for industrial aggregate includes the unclassified businesses.</p> | <p>b) Les entreprises non classifiées (000) représentent des entreprises n'ayant pas été identifiées à une classification industrielle, une province ou un territoire. Depuis janvier 1994, l'emploi des entreprises non classifiées est compris dans l'ensemble des industries.</p> |
| <p>c) Goods-producing industries (041-449)(491-499) consist of the following industries; forestry, mining, manufacturing, construction and other utilities industries.</p> | <p>c) Branche productrice de biens (041-449)(491-499) englobe les industries suivantes; forêts, mines, manufactures, construction et autres services publics.</p> |
| <p>d) Service-producing industries (451-484)(501-999) consist of the following industries; transportation, communication and storage, trade, finance and insurance, services (except religious organizations and private households) and public administration industries (except military personnel of defence services and other government services).</p> | <p>d) Branche productrice de services (451-484)(501-999) englobe les industries suivantes; transports, communications et entreposage, commerce, finances et assurances, services (sauf les organismes religieux et les ménages privés) et l'administration publique (excepté les services du personnel militaire de la défense et autres services gouvernementaux).</p> |
| <p>e) Durable goods manufacturing consist of the following industries; wood (251-259), furniture and fixtures (261-269), primary metal (291-299), fabricated metal products (301-309), machinery (311-319), transportation equipment (321-329), electrical and electronic products (331-339), non-metallic mineral products (351-359) and other manufacturing industries (391-399).</p> | <p>e) Biens durables des industries manufacturières englobe les industries suivantes; bois (251-259), meubles et articles d'ameublement (261-269), première transformation des métaux (291-299), fabrication des produits métalliques (301-309), machinerie (311-319), matériel de transport (321-329), produits électriques et électroniques (331-339), produits minéraux non métalliques (351-359), et autres industries manufacturières (391-399).</p> |
| <p>f) Non-durable goods manufacturing consist of the following industries; food (101-109), beverage (111-114), tobacco (121-122), rubber products (151-159), plastic products (161-169), leather products (171), primary textile (181-183), textile products (191-199), clothing (243-249), paper and allied products (271-279), printing, publishing and allied (281-284), refined petroleum and coal products (361-369), chemical and chemical products (371-379).</p> | <p>f) Biens non durables des industries manufacturières englobe les industries suivantes; aliments (101-109), boisson (111-114), tabac (121-122), produits en caoutchouc (151-159), produits en matière plastique (161-169), cuir (171), première transformation du textile (181-183), produits textiles (191-199), habillement (243-249), papier et produits connexes (271-279), imprimerie, édition et industries connexes (281-284), produits raffinés du pétrole et du charbon (361-369), produits chimiques (371-379).</p> |
| <p>g) Banks (700) consist of the following industries; Central Bank (701), Chartered Banks and other banking-type intermediaries (702).</p> | <p>g) Banques (700) englobe les industries suivantes; banque centrale (701) et banques à charte et autres intermédiaires de type bancaire (702).</p> |
| <p>h) Other amusement and recreational services (960) consist of the following industries; commercial spectator sports (964), gambling operations (966) and other amusement and recreational services (969).</p> | <p>h) Services de divertissements et de loisirs (960) englobe les industries suivantes; sports commerciaux (964), loteries et jeux de hasard (966) et autres services de divertissements et de loisir (969).</p> |
| <p>i) Public Administration (812-837) contains only the establishments engaged in activities that are governmental in character and those serving as internal service agencies of the public service. Government owned establishments primarily engaged in activities assigned to other industries are classified in those industries along with similar establishments owned by non-government bodies. Therefore, data included in this industry division do not represent the actual number of persons employed by government at any level.</p> | <p>i) Administration publique (812-837) comprend seulement les établissements dont les activités ont un caractère essentiellement gouvernemental, et les organismes auxiliaires assurant les services internes de l'État. Les établissements publics dont l'activité dominante relève d'autres activités économiques sont classés sous les mêmes rubriques que les établissements privés semblables. Ainsi, les données publiées pour cette division économique ne représentent pas le nombre réel de personnes employées par les différents pouvoirs publics.</p> |
-

Variables

Employee:

The employment is derived from administrative records. Since the data for the different employee categories are not reported on the administrative records, the BPS survey is conducted to estimate ratios needed to calculate those variables.

The survey determines an employee as being any person drawing pay for services rendered or for paid absences and for whom the employer must complete a Canada Customs and Revenue Agency T-4 Supplementary Form.

The employee concept includes full-time employees, part-time employees (those who regularly work fewer hours than the standard work week of the establishment). It also comprises working owners, directors, partners and other officers of incorporated businesses.

The employee concept excludes owners or partners of unincorporated businesses, the self-employed, unpaid family workers, persons working outside Canada, military personnel and casual workers for whom a T-4 is not required. It also excludes those who did not receive any pay from the employer for the entire survey reference period (e.g. persons on strike, persons on unpaid holidays, persons receiving remuneration from an insurance, Workmens' compensation or other related fund, etc.). However, employees paid for part of the reference period and unemployed or on strike for the rest of this period are included in the survey.

The employees are classified into the following categories:

- a) **Employees paid by the hour:** any employee whose basic wage is expressed as an hourly rate.

Employment for Elementary and Secondary (851), Post Secondary (852) and University (853) education industries, represent in this category **non-teaching staff:** All employees other than teachers and academic staff, for example; president, vice-president, librarian, registrar, bursar, accountant, guidance counselor, laboratory technician, personnel officer and other services (janitor, caretaker, bus driver, etc.).

Variables

Salarié:

L'emploi provient des dossiers administratifs. Toutefois, les renseignements concernant les différents types d'emplois ne sont pas rapportés sur les dossiers administratifs; l'enquête ERE est effectuée en vue de recueillir des données afin de calculer les ratios servant à estimer ces variables.

L'enquête définit un salarié comme étant: toute personne rétribuée pour ses services ou ses absences et pour laquelle l'employeur doit remplir une déclaration T-4 Supplémentaire de l'Agence des douanes et du revenu du Canada.

Le concept de l'enquête combine les salariés à temps plein et à temps partiel (ceux qui travaillent régulièrement un nombre d'heures inférieur à la semaine normale de travail de l'entreprise). Il désigne aussi les propriétaires, administrateurs, associés et autres dirigeants actifs des entreprises constituées en corporation.

Le concept de salarié exclut les propriétaires et les associés des entreprises non constituées en société, les travailleurs autonomes, les travailleurs familiaux non rémunérés, les personnes travaillant à l'extérieur du Canada et le personnel militaire et les employés occasionnels dont l'employeur n'est pas tenu de remplir la formule T4. Sont également exclus, les travailleurs n'ayant pas reçu de paye de leur employeur pendant la période de référence de l'enquête (c.-à-d. les personnes en grève, en congé non payé, les personnes recevant une rémunération aux termes d'un régime d'assurance, d'une caisse d'indemnisation des accidents au travail ou d'un régime analogue, etc.). Cependant, les travailleurs rémunérés pour une partie de la période de référence et en chômage ou en grève pour le reste de la période sont inclus dans l'enquête.

Les salariés sont classés dans les catégories suivantes:

- a) **Salariés rémunérés à l'heure:** toute personne dont la rémunération de base est calculée selon un taux horaire.

L'emploi pour les industries d'enseignement élémentaire et secondaire (851), postsecondaire (852) et universitaire (853), représente dans cette catégorie le **personnel non enseignant:** toute personne autre que le personnel enseignant, c'est-à-dire le président, le vice-président, le bibliothécaire, le secrétaire général, l'économiste, le comptable, les orienteurs, les techniciens de laboratoire, les agents du personnel ainsi que les autres services (le concierge, pourvoyeur, chauffeur d'autobus, etc.).

-
- b) ***Salaried employees** : any employee whose basic remuneration is a fixed amount for at least one week.

Employment for Elementary and Secondary (851), Post Secondary (852) and University (853) education industries, represent in this category **teaching staff**: those classified as teachers, instructors or academics in the payroll records (e.g. principal, professor, dean, head of department, master, teacher, etc.) whether they teach during the day or evening. Supply or substitute teachers are excluded.

- c) ***Other employees**: those employees whose basic remuneration is in the form of commissions, piece rates, mileage allowances, etc. *Although this variable is not included in this document, the data remains available.*

Employment for Elementary and Secondary (851), Post Secondary (852) and University (853) education industries, represent in this category **supply or substitute teachers**: teachers who are called in as needed either to augment existing staff or as short-term replacements for a full-time or part-time teachers.

Weekly Payrolls:

Weekly payrolls are defined as the portion of gross monthly payrolls that reflect work performed during the reference week. It represents the gross dollar value before deductions for income taxes, employment insurance contributions etc., including regular pay, overtime and a portion of bonuses, commissions and other type of special payments. The payroll concept excludes dollar amounts that are taxable allowances and benefits, certain types of non-wage compensation as well as employer contributions to employment insurance, Canada/Quebec pension plans, provincial medical plans, workers compensation and other welfare plans. Some annual special payments are excluded while other lump sum special payments are adjusted to coincide with the reference week period. The gross monthly payrolls are derived from Administrative records.

Average weekly earnings for all employees:

Average weekly earnings are derived by dividing total weekly payrolls by the payroll employment.

- b) ***Employés (à salaire fixe)**: toutes personnes dont la rémunération de base constitue une somme fixe versée pour au moins une semaine.

L'emploi pour les industries d'enseignement élémentaire et secondaire (851), postsecondaire (852) et universitaire (853), représente dans cette catégorie le **personnel enseignant**: tout travailleur classé comme enseignant ou chargé de cours dans les dossiers du service de la paye (directeur, professeurs, doyens, chefs de département, maîtres, enseignants, etc.), qu'il enseigne le jour ou le soir. Les suppléants ou remplaçants sont exclus.

- c) ***Autres salariés**: toutes personnes dont la rémunération de base se présente sous forme de commissions, de salaire à la pièce, d'indemnités de millage, etc. *Même si cette variable ne figure pas dans ce document, elle demeure disponible.*

L'emploi pour les industries d'enseignement élémentaire et secondaire (851), postsecondaire (852) et universitaire (853), représente dans cette catégorie le personnel **suppléants ou remplaçants**: enseignants appelés à se présenter au travail lorsqu'on a besoin de leurs services soit pour accroître le personnel existant, soit pour remplacer pendant une courte période un enseignant à temps plein ou à temps partiel.

Rémunération hebdomadaire brute:

La rémunération mensuelle brute est définie comme étant la partie de la rémunération hebdomadaire brute qui reflète le travail accompli durant la semaine de référence. Ça représente la valeur brute en dollars avant les déductions pour l'impôt sur le revenu, les contributions à l'assurance-emploi etc., incluant le salaire régulier, le surtemps et la partie bonis, commissions et tout autres types de paiements spéciaux. Le concept sur la rémunération, ne comprend pas les montants en dollars qui représentent des allocations et des avantages imposables, certains types d'indemnités non salariales ainsi que les cotisations patronales à l'assurance-emploi, au régime de pension du Canada ou au Régime des rentes du Québec, aux régimes d'assurance-maladie provinciaux, aux caisses d'indemnisation des accidents du travail et à d'autres régimes de prévoyance. Les paiements annuels spéciaux sont exclus tandis que les paiements forfaitaires spéciaux sont rajustés de façon à coïncider avec la semaine de référence. La rémunération mensuelle brute provient des dossiers administratifs.

Rémunération hebdomadaire moyenne pour l'ensemble des salariés:

La rémunération hebdomadaire moyenne est calculée en divisant la masse salariale brute imposable par le nombre de salariés inscrits sur la liste de paye.

Average weekly hours for employees paid by the hour and standard work week for salaried employees:

Average weekly hours are obtained by dividing the total paid weekly hours (for employees paid by the hour) by the number of employees (paid by the hour). Total paid hours are defined as all hours paid including overtime hours plus hours of paid absence.

Average hourly earnings (including overtime) for employees paid by the hour:

Is obtained by dividing the total weekly payrolls (for employees paid by the hour) by the total number of weekly hours (for employees paid by the hour). Average hourly earnings are calculated for the hourly-rated employees and for the salaried employees. ■

Heures hebdomadaires moyennes pour les salariés rémunérés à l'heure et la semaine normale de travail des employés:

Les heures hebdomadaires moyennes sont calculées en divisant le nombre total d'heures hebdomadaires rémunérées (des salariés rémunérés à l'heure) par le nombre de salariés (rémunérés à l'heure). Le nombre total d'heures rémunérées est défini comme étant toutes les heures payées y compris les heures supplémentaires et les heures d'absence payées.

Rémunération horaire moyenne (incluant le temps supplémentaire) des salariés rémunérés à l'heure:

La rémunération horaire moyenne est calculée en divisant la rémunération hebdomadaire brute (des salariés rémunérés à l'heure) par le nombre d'heures travaillées (de ces mêmes salariés). La rémunération horaire moyenne est calculée à l'égard des salariés rémunérés à l'heure et des employés. ■

**Release Dates for Employment, Earnings and Hours 2000
Dates d'émission pour l'Emploi, gains et durée du travail 2000**

**Reference Period
Période de référence**

January - janvier / 2000
February - février
March - mars
April - avril
May - mai
June - juin
July - juillet
August - août
September - septembre
October - octobre

**Release Dates
Dates d'émission**

March - 29 - mars / 2000
April - 27 - avril
May - 29 - mai
June - 28 - juin
July - 27 - juillet
August - 24 - août
September - 27 - septembre
October - 26 - octobre
November - 29 - novembre
December - 21 - décembre

Help-Wanted Index

Indice de l'offre d'emploi

	Page		Page
● Concepts and Methods	237	● Concepts et méthodes	237

Tables

Regions / Provinces:

Canada, Atlantic	220
Newfoundland, Prince Edward Island	221
Nova Scotia, New Brunswick	222
Quebec, Ontario	223
Prairie Provinces, Manitoba	224
Saskatchewan, Alberta	225
British Columbia	226

Metropolitan Areas:

St. John's	226
Charlottetown, Halifax	227
Saint John, Moncton	228
Quebec, Sherbrooke	229
Montreal, Ottawa-Hull	230
Toronto, Hamilton	231
London, Sudbury	232
Winnipeg, Regina	233
Saskatoon, Calgary	234
Edmonton, Vancouver	235
Victoria	236

Tableaux:

Régions / Provinces:

Canada, Province de l'Atlantique	220
Terre-Neuve, île-du-Prince-Édouard	221
Nouvelle-Écosse, Nouveau-Brunswick	222
Québec, Ontario	223
Provinces des Prairies, Manitoba	224
Saskatchewan, Alberta	225
Colombie Britannique	226

Régions métropolitaines:

St. John's	226
Charlottetown, Halifax	227
Saint John, Moncton	228
Québec, Sherbrooke	229
Montréal, Ottawa-Hull	230
Toronto, Hamilton	231
London, Sudbury	232
Winnipeg, Régina	233
Saskatoon, Calgary	234
Edmonton, Vancouver	235
Victoria	236

Annex

1	Calculation of an index	243
2	Weights used in the calculation of the Help-Wanted Index.	245

Annexe

1	Calcul d'un indice	243
2	Poids utilisés pour construire l'Indice de l'offre d'emploi	245

Help-Wanted Index (1996 =100), Canada, Provinces and Metropolitan Areas, as of March 8, 2000

Indice de l'offre d'emploi (1996 = 100), Canada, provinces et régions métropolitaines, en date du 8 mars, 2000

Canada													
Seasonally Adjusted Smoothed / Désaisonnalisé Lissé (D738862)													
Year Année	January Janvier	February Février	March Mars	April Avril	May Mai	June Juin	July Juillet	August Août	September Septembre	October Octobre	November Novembre	December Décembre	Average Moyenne
1981	172	177	178	179	180	178	175	170	163	155	145	135	169
1982	125	116	107	99	92	85	80	77	75	75	75	77	88
1983	78	80	82	85	87	90	92	94	95	97	98	100	89
1984	103	106	109	113	116	119	121	122	122	122	122	123	117
1985	126	129	133	136	140	143	146	149	152	156	159	162	145
1986	164	165	166	167	168	168	169	171	174	178	183	188	171
1987	193	197	200	203	207	211	215	220	224	227	231	233	214
1988	234	234	234	234	234	235	236	237	237	237	237	239	235
1989	240	243	244	243	241	239	237	235	234	232	228	223	238
1990	218	213	207	200	193	185	176	168	159	150	141	133	179
1991	127	123	120	118	118	117	117	115	114	112	110	108	117
1992	105	103	101	99	99	99	99	99	100	100	100	101	100
1993	101	102	102	102	102	102	101	101	101	101	102	104	101
1994	106	107	108	109	109	110	112	113	114	115	116	116	112
1995	115	114	113	112	110	109	108	106	105	104	103	101	109
1996	100	99	98	98	98	99	99	100	102	104	106	108	100
1997	111	113	116	119	121	124	126	128	130	131	133	135	124
1998	137	138	140	142	143	143	143	144	144	145	146	147	143
1999	148	150	153	155	157	159	160	158	160	162	162	164	158
Atlantic / Atlantique													
Seasonally Adjusted Smoothed / Désaisonnalisé Lissé (D738863)													
1981	93	99	99	98	96	95	93	91	89	87	84	82	93
1982	79	76	73	70	68	66	64	63	62	61	60	60	66
1983	60	61	62	64	66	67	69	70	71	73	74	76	67
1984	78	80	82	83	84	85	86	88	89	90	92	93	86
1985	93	94	95	96	97	98	99	100	102	103	104	106	99
1986	107	108	109	110	112	113	114	116	117	119	122	124	113
1987	128	132	135	139	142	144	147	149	151	154	156	158	145
1988	160	161	162	163	164	165	166	167	169	171	173	175	166
1989	177	179	181	182	184	184	183	181	178	174	170	167	179
1990	165	163	161	158	155	151	147	142	137	131	125	119	148
1991	114	110	107	105	103	102	101	100	99	97	96	94	101
1992	91	89	87	86	85	85	86	87	89	90	91	92	88
1993	93	93	93	93	92	90	89	87	86	86	87	88	89
1994	89	90	91	93	94	96	98	100	101	102	103	103	97
1995	103	102	102	101	100	101	101	101	102	102	102	102	101
1996	102	101	101	100	100	99	99	99	99	100	102	105	100
1997	108	112	115	118	122	125	129	132	134	136	138	139	126
1998	140	141	141	142	142	143	144	146	148	150	153	155	145
1999	157	159	161	162	163	169	171	174	174	175	172	174	169

**Help-Wanted Index (1996 = 100), Canada, Provinces and
Metropolitan Areas, as of March 8, 2000**

**Indice de l'offre d'emploi (1996 = 100), Canada, provinces et régions
métropolitaines, en date du 8 mars, 2000**

Newfoundland / Terre-Neuve		Seasonally Adjusted Smoothed / Désaisonnalisé Lissé (D738880)											
Year Année	January Janvier	February Février	March Mars	April Avril	May Mai	June Juin	July Juillet	August Août	September Septembre	October Octobre	November Novembre	December Décembre	Average Moyenne
1981	114	138	137	136	134	132	128	124	120	115	111	107	128
1982	104	101	98	96	94	92	90	89	88	87	86	86	91
1983	85	85	86	86	88	90	92	94	97	99	102	105	91
1984	108	111	114	116	119	121	122	124	125	126	127	128	120
1985	129	130	131	132	133	133	134	134	135	135	136	137	134
1986	138	138	139	140	142	143	145	147	150	153	156	158	144
1987	161	164	167	170	173	176	180	183	187	190	193	195	180
1988	197	199	200	202	204	207	210	214	217	220	222	222	209
1989	221	220	217	215	212	210	209	208	208	209	210	211	211
1990	211	211	210	208	205	200	194	187	179	171	163	155	196
1991	149	143	139	136	133	130	128	126	125	123	122	120	128
1992	119	117	116	114	112	111	110	109	109	109	109	109	112
1993	109	109	108	107	106	105	104	103	102	102	101	101	105
1994	102	104	106	108	111	114	116	119	120	122	122	121	116
1995	120	119	117	114	113	111	109	108	106	105	103	102	110
1996	102	101	101	101	101	101	101	102	102	104	105	107	100
1997	110	112	114	117	120	123	126	129	132	135	137	139	125
1998	140	140	141	140	140	139	138	137	137	138	138	139	140
1999	141	143	144	145	146	156	161	165	163	164	164	168	159

Prince Edward Island / Île-du-Prince-Édouard		Seasonally Adjusted Smoothed / Désaisonnalisé Lissé (D738882)											
1981	56	67	67	67	66	66	65	65	65	65	65	64	66
1982	64	63	61	60	58	57	55	54	53	53	53	53	55
1983	53	55	56	57	59	61	62	64	65	66	67	68	60
1984	69	70	70	71	72	74	75	77	78	79	80	80	77
1985	80	79	79	79	79	80	81	82	83	84	85	86	78
1986	86	86	87	87	87	87	87	88	88	88	89	89	86
1987	90	91	92	94	96	98	101	105	109	114	119	124	98
1988	128	132	136	138	140	140	140	140	138	136	133	130	144
1989	126	123	121	119	117	116	115	114	112	110	108	106	115
1990	103	101	98	96	93	90	87	84	80	78	75	73	87
1991	72	70	69	69	69	69	69	69	70	70	70	69	69
1992	69	68	68	67	66	66	66	67	68	69	71	73	66
1993	76	78	80	81	82	83	83	82	82	81	80	79	81
1994	78	77	76	76	76	77	78	80	82	85	87	90	78
1995	93	96	98	100	102	104	105	106	107	108	108	107	106
1996	107	106	104	103	102	101	101	102	104	106	109	113	100
1997	116	120	123	126	128	130	131	132	133	134	135	136	129
1998	138	139	140	141	143	144	146	148	150	152	154	156	145
1999	158	159	160	161	162	166	173	183	188	194	184	185	179

**Help-Wanted Index (1996 = 100), Canada, Provinces and
Metropolitan Areas, as of March 8, 2000**

**Indice de l'offre d'emploi (1996 = 100), Canada, provinces et régions
métropolitaines, en date du 8 mars, 2000**

Nova Scotia / Nouvelle-Écosse		Seasonally Adjusted Smoothed / Désaisonnalisé Lissé (D738884)											
Year Année	January Janvier	February Février	March Mars	April Avril	May Mai	June Juin	July Juillet	August Août	September Septembre	October Octobre	November Novembre	December Décembre	Average Moyenne
1981	98	93	92	92	92	91	89	88	86	84	82	79	90
1982	77	74	71	69	66	64	62	61	59	58	57	57	63
1983	57	57	58	59	61	62	64	66	68	70	72	74	63
1984	76	78	79	81	82	83	84	85	87	88	90	92	84
1985	93	94	95	95	96	97	98	99	100	102	103	104	98
1986	106	107	109	110	112	114	117	119	121	124	126	128	116
1987	131	134	137	139	142	143	145	147	149	151	153	155	143
1988	158	160	163	165	167	168	169	171	172	174	176	178	168
1989	180	183	185	187	188	187	186	184	180	176	172	167	184
1990	163	159	155	152	149	146	143	139	135	130	125	120	146
1991	115	111	107	104	102	100	99	98	97	96	95	93	100
1992	91	90	88	87	87	87	87	88	88	89	90	90	87
1993	91	91	91	91	90	89	89	88	87	87	87	88	88
1994	88	90	91	92	93	94	95	96	97	98	97	97	95
1995	96	96	95	94	94	94	94	94	94	95	95	96	94
1996	96	97	98	99	100	101	102	102	103	104	105	106	100
1997	108	111	113	116	119	122	124	127	129	130	132	133	123
1998	134	135	137	138	140	141	143	146	148	151	153	155	144
1999	156	157	158	159	159	164	167	170	172	170	167	167	166
New Brunswick / Nouveau-Brunswick		Seasonally Adjusted Smoothed / Désaisonnalisé Lissé (D738886)											
1981	74	81	80	80	79	79	78	77	76	74	72	70	79
1982	67	64	61	58	56	54	53	52	51	51	51	52	53
1983	53	54	55	56	57	58	59	59	59	60	60	60	58
1984	61	62	63	64	65	67	68	69	70	70	71	71	67
1985	71	72	73	75	76	79	81	83	85	86	88	90	79
1986	91	92	93	94	95	95	95	97	98	100	103	106	94
1987	110	114	118	123	127	131	135	137	140	141	141	140	134
1988	139	138	137	136	135	135	136	137	139	142	145	149	135
1989	153	157	161	165	168	169	169	167	164	160	157	153	165
1990	149	146	143	140	137	133	129	124	120	115	111	107	132
1991	104	101	99	97	95	93	91	90	87	85	82	80	92
1992	77	75	74	73	73	74	75	77	79	81	82	83	76
1993	84	84	84	83	82	81	80	80	80	80	80	81	81
1994	83	84	86	88	90	91	93	94	95	96	96	97	91
1995	98	99	101	102	103	104	105	106	107	107	108	107	104
1996	108	107	105	103	100	98	97	96	97	98	100	103	100
1997	107	111	116	120	125	129	133	137	139	141	143	144	130
1998	146	147	148	149	150	152	153	154	156	158	160	163	151
1999	167	170	173	175	176	179	179	180	180	182	181	183	180

Help-Wanted Index (1996 = 100), Canada, Provinces and Metropolitan Areas, as of March 8, 2000

Indice de l'offre d'emploi (1996 = 100), Canada, provinces et régions métropolitaines, en date du 8 mars, 2000

Quebec / Québec													Seasonally Adjusted Smoothed / Désaisonnalisé Lissé (D738864)
Year Année	January Janvier	February Février	March Mars	April Avril	May Mai	June Juin	July Juillet	August Août	September Septembre	October Octobre	November Novembre	December Décembre	Average Moyenne
1981	159	163	162	160	156	151	144	136	128	120	114	107	143
1982	101	96	90	85	80	77	74	73	73	74	76	78	80
1983	80	83	85	88	91	94	97	99	101	102	104	106	94
1984	108	110	113	116	120	123	125	126	126	126	124	124	121
1985	125	126	128	130	131	133	135	138	142	146	151	155	136
1986	159	162	163	165	166	168	169	172	174	178	182	186	170
1987	191	196	201	205	210	215	220	225	231	236	240	242	219
1988	244	244	244	243	243	243	243	243	243	242	242	242	243
1989	244	245	247	247	247	246	243	240	236	231	226	220	241
1990	215	210	205	199	193	185	176	167	159	150	142	135	179
1991	129	125	123	121	120	120	119	119	118	117	116	114	119
1992	112	109	107	105	103	103	102	102	102	102	103	104	103
1993	105	107	108	109	110	110	110	110	110	111	112	114	109
1994	115	116	116	116	116	116	117	118	119	120	121	121	118
1995	121	121	121	121	120	118	116	115	113	111	109	108	117
1996	106	104	102	101	100	100	100	100	100	100	100	101	100
1997	101	103	105	107	109	111	113	115	117	120	123	126	112
1998	130	133	136	138	140	140	141	142	143	144	145	147	140
1999	150	152	155	157	158	160	163	161	159	156	156	157	156

Ontario													Seasonally Adjusted Smoothed / Désaisonnalisé Lissé (D738865)
1981	167	168	168	169	169	169	168	166	162	156	148	140	165
1982	131	122	115	107	101	95	90	85	83	81	81	81	95
1983	82	84	86	88	91	94	97	100	103	106	110	113	95
1984	117	121	125	129	132	136	139	142	144	146	148	151	136
1985	156	160	165	171	176	181	185	190	194	197	200	202	183
1986	204	205	207	208	210	211	213	216	221	228	236	243	214
1987	250	256	261	265	269	274	278	282	286	289	291	293	275
1988	294	294	294	293	292	291	291	289	288	287	286	286	291
1989	284	282	279	275	270	265	261	258	255	252	248	241	267
1990	232	222	212	201	190	180	170	160	150	141	132	124	176
1991	119	115	113	111	111	110	110	109	107	105	103	100	109
1992	98	96	94	93	94	94	95	95	95	95	95	95	94
1993	96	96	96	96	95	94	94	93	93	93	95	96	93
1994	98	100	102	104	106	108	110	112	113	115	116	117	109
1995	117	116	115	114	112	110	109	107	105	103	101	100	110
1996	98	97	97	97	98	98	99	101	103	105	108	110	100
1997	113	115	118	121	124	126	129	131	133	134	136	138	126
1998	140	142	144	146	148	149	151	152	153	155	156	158	150
1999	160	163	166	169	170	173	175	175	178	181	181	182	174

Help-Wanted Index (1996 = 100), Canada, Provinces and Metropolitan Areas, as of March 8, 2000

Indice de l'offre d'emploi (1996 = 100), Canada, provinces et régions métropolitaines, en date du 8 mars, 2000

Prairies														Seasonally Adjusted Smoothed / Désaisonnalisé Lissé (D738866)
Year Année	January Janvier	February Février	March Mars	April Avril	May Mai	June Juin	July Juillet	August Août	September Septembre	October Octobre	November Novembre	December Décembre	Average Moyenne	
1981	213	227	229	231	232	233	230	224	215	203	188	172	223	
1982	156	140	126	112	101	92	85	80	78	77	78	78	95	
1983	79	79	79	80	81	82	84	84	84	84	85	86	82	
1984	87	89	90	92	94	95	96	97	98	99	100	102	95	
1985	104	107	110	113	116	119	121	123	125	127	128	129	119	
1986	128	127	125	122	121	119	119	119	120	120	121	122	121	
1987	122	123	124	125	127	130	133	137	141	144	147	149	133	
1988	151	153	155	157	159	162	163	165	165	166	167	168	161	
1989	170	172	175	177	178	180	180	181	181	181	180	179	180	
1990	179	178	176	175	172	168	163	158	153	146	140	133	163	
1991	127	121	115	111	108	106	104	102	100	98	96	94	106	
1992	92	91	89	87	86	85	84	84	84	85	86	86	86	
1993	87	87	87	87	87	87	87	88	88	89	90	91	88	
1994	92	94	95	97	98	100	101	102	102	102	101	100	99	
1995	99	97	95	93	92	91	91	91	91	91	91	91	92	
1996	92	93	94	96	97	98	100	102	104	108	112	117	100	
1997	122	127	131	135	138	141	144	146	149	151	153	154	142	
1998	155	154	153	152	151	150	149	147	145	144	143	142	149	
1999	142	142	142	142	142	142	140	139	140	142	145	148	143	
Manitoba														Seasonally Adjusted Smoothed / Désaisonnalisé Lissé (D738898)
1981	136	152	152	151	149	147	143	139	134	129	124	118	142	
1982	112	105	98	91	84	79	74	71	69	68	68	69	80	
1983	70	71	72	74	76	79	81	83	84	85	86	87	79	
1984	88	89	91	93	95	98	100	102	103	104	105	105	98	
1985	105	106	107	110	112	115	117	119	120	122	124	127	114	
1986	129	131	132	132	132	131	131	131	132	135	137	139	133	
1987	142	143	144	145	145	146	147	148	149	151	153	154	147	
1988	155	156	157	158	158	158	158	157	157	157	159	161	157	
1989	163	164	164	163	162	162	163	165	166	166	164	161	166	
1990	157	154	151	148	145	142	138	133	128	122	116	111	138	
1991	106	102	99	97	95	94	93	92	91	90	89	88	94	
1992	88	87	87	86	87	87	87	87	87	88	87	87	87	
1993	87	86	85	84	84	83	83	84	85	87	88	89	85	
1994	90	92	93	95	97	98	99	100	100	100	100	100	97	
1995	101	101	101	101	101	101	101	100	99	98	97	97	100	
1996	96	96	97	97	98	99	100	101	103	106	110	114	100	
1997	117	121	124	127	130	133	136	138	141	144	147	149	134	
1998	152	154	156	158	159	160	161	162	164	165	167	169	161	
1999	172	174	177	179	180	181	181	180	176	169	162	157	172	

Help-Wanted Index (1996 = 100), Canada, Provinces and Metropolitan Areas, as of March 8, 2000

Indice de l'offre d'emploi (1996 = 100), Canada, provinces et régions métropolitaines, en date du 8 mars, 2000

Saskatchewan													
Seasonally Adjusted Smoothed / Désaisonnalisé Lissé (D738900)													
Year Année	January Janvier	February Février	March Mars	April Avril	May Mai	June Juin	July Juillet	August Août	September Septembre	October Octobre	November Novembre	December Décembre	Average Moyenne
1981	117	127	128	129	129	130	129	126	123	118	113	108	127
1982	102	96	91	87	82	79	77	75	74	74	75	76	78
1983	78	79	81	83	86	88	90	92	94	95	95	96	88
1984	96	96	96	96	96	96	96	95	95	95	95	95	96
1985	96	97	97	98	99	100	101	102	103	104	106	108	101
1986	109	110	111	112	112	112	113	114	115	115	116	117	114
1987	117	117	116	115	114	114	113	112	112	112	112	113	113
1988	114	115	117	118	120	121	122	124	125	126	127	128	122
1989	130	133	135	138	141	143	145	146	146	146	145	144	143
1990	143	142	140	139	137	135	132	130	127	124	120	117	134
1991	113	110	107	104	102	100	98	97	95	94	92	91	99
1992	89	87	86	84	83	82	81	81	80	80	81	81	82
1993	81	81	82	82	82	82	82	83	83	84	85	86	82
1994	88	90	92	94	95	97	98	98	99	99	99	98	97
1995	97	96	95	94	94	93	92	92	91	91	91	91	92
1996	91	92	94	95	97	99	101	103	105	107	109	112	100
1997	114	117	120	123	126	129	131	133	135	137	138	138	130
1998	138	138	137	137	136	136	135	134	133	132	132	132	134
1999	132	131	131	131	131	129	127	126	127	130	132	135	132
Alberta													
Seasonally Adjusted Smoothed / Désaisonnalisé Lissé (D738903)													
1981	268	285	287	290	293	293	289	281	268	250	230	208	278
1982	186	165	146	128	113	101	92	86	83	82	82	82	105
1983	82	82	82	82	82	83	83	83	82	81	81	82	82
1984	84	86	89	91	92	94	94	95	96	98	100	102	94
1985	106	110	114	118	122	125	128	130	132	133	134	134	126
1986	132	129	125	121	119	117	116	116	116	115	115	115	119
1987	115	116	117	120	123	128	133	139	144	149	153	155	133
1988	158	161	164	167	170	173	176	177	178	178	179	180	172
1989	183	186	189	192	194	195	196	196	196	196	196	196	194
1990	196	196	195	194	191	186	181	175	168	161	153	145	180
1991	137	130	124	119	115	112	110	108	106	103	100	97	113
1992	95	92	90	88	87	85	84	84	84	85	86	87	86
1993	88	88	89	90	90	91	91	91	91	91	91	92	90
1994	93	95	96	98	99	101	102	103	103	103	102	100	101
1995	98	95	92	90	88	87	87	87	87	88	88	89	89
1996	91	92	94	96	97	99	101	103	106	109	114	119	100
1997	125	130	135	140	144	148	151	153	155	156	157	157	147
1998	157	156	155	153	152	150	148	145	142	138	135	132	148
1999	130	129	128	128	128	128	126	126	131	138	142	145	134

Help-Wanted Index (1996 = 100), Canada, Provinces and Metropolitan Areas, as of March 8, 2000

Indice de l'offre d'emploi (1996 = 100), Canada, provinces et régions métropolitaines, en date du 8 mars, 2000

British Columbia / Colombie-Britannique														Seasonally Adjusted Smoothed / Désaisonnalisé Lissé (D738867)
Year Année	January Janvier	February Février	March Mars	April Avril	May Mai	June Juin	July Juillet	August Août	September Septembre	October Octobre	November Novembre	December Décembre	Average Moyenne	
1981	194	197	198	198	199	199	198	195	190	181	170	157	194	
1982	143	129	115	102	91	82	76	72	70	69	70	72	87	
1983	74	76	79	81	82	83	84	85	85	85	86	87	82	
1984	89	91	93	95	96	96	95	93	92	92	91	91	93	
1985	91	91	92	94	97	99	102	105	108	111	115	118	101	
1986	121	125	127	129	129	130	130	131	132	134	136	138	130	
1987	140	141	144	146	149	152	155	158	161	164	166	167	154	
1988	168	168	169	170	174	178	183	189	194	199	205	211	182	
1989	219	227	234	240	244	246	247	248	249	251	251	251	245	
1990	250	248	244	239	234	227	219	211	202	193	183	174	221	
1991	167	161	157	155	153	152	151	149	146	143	140	137	151	
1992	134	132	131	130	129	130	131	132	132	133	132	131	131	
1993	130	129	128	128	128	128	128	128	128	128	128	129	127	
1994	130	131	131	131	130	129	129	128	127	126	125	124	129	
1995	122	121	119	117	116	114	112	110	109	107	105	104	113	
1996	102	101	99	98	98	98	99	100	102	105	107	110	100	
1997	112	113	114	115	116	117	118	119	119	119	119	118	118	
1998	118	118	119	120	121	121	121	121	120	120	120	120	119	
1999	121	121	121	121	121	125	127	128	131	133	132	136	129	

St. John's														Seasonally Adjusted Smoothed / Désaisonnalisé Lissé (D738881)
1981	114	138	137	136	134	132	128	124	120	115	111	107	128	
1982	104	101	98	96	94	92	90	89	88	87	86	86	91	
1983	85	85	86	86	88	90	92	94	97	99	102	105	91	
1984	108	111	114	116	119	121	122	124	125	126	127	128	120	
1985	129	130	131	132	133	133	134	134	135	135	136	137	134	
1986	138	138	139	140	142	143	145	147	150	153	156	158	144	
1987	161	164	167	170	173	176	180	183	187	190	193	195	180	
1988	197	199	200	202	204	207	210	214	217	220	222	222	209	
1989	221	220	217	215	212	210	209	208	208	209	210	211	211	
1990	211	211	210	208	205	200	194	187	179	171	163	155	196	
1991	149	143	139	136	133	130	128	126	125	123	122	120	128	
1992	119	117	116	114	112	111	110	109	109	109	109	109	112	
1993	109	109	108	107	106	105	104	103	102	102	101	101	105	
1994	102	104	106	108	111	114	116	119	120	122	122	121	116	
1995	120	119	117	114	113	111	109	108	106	103	102	101	110	
1996	102	101	101	101	101	101	101	102	102	104	105	107	100	
1997	110	112	114	117	120	123	126	129	132	135	137	139	125	
1998	140	140	141	140	140	139	138	137	137	138	138	139	140	
1999	141	143	144	145	146	156	161	165	163	164	164	168	159	

Help-Wanted Index (1996 = 100), Canada, Provinces and Metropolitan Areas, as of March 8, 2000

Indice de l'offre d'emploi (1996 = 100), Canada, provinces et régions métropolitaines, en date du 8 mars, 2000

Charlottetown													
Seasonally Adjusted Smoothed / Désaisonnalisé Lissé (D738883)													
Year Année	January Janvier	February Février	March Mars	April Avril	May Mai	June Juin	July Juillet	August Août	September Septembre	October Octobre	November Novembre	December Décembre	Average Moyenne
1981	56	67	67	67	66	66	65	65	65	65	65	64	66
1982	64	63	61	60	58	57	55	54	53	53	53	53	55
1983	53	55	56	57	59	61	62	64	65	66	67	68	60
1984	69	70	70	71	72	74	75	77	78	79	80	80	77
1985	80	79	79	79	79	80	81	82	83	84	85	86	78
1986	86	86	87	87	87	87	87	88	88	88	89	89	86
1987	90	91	92	94	96	98	101	105	109	114	119	124	98
1988	128	132	136	138	140	140	140	140	138	136	133	130	144
1989	126	123	121	119	117	116	115	114	112	110	108	106	115
1990	103	101	98	96	93	90	87	84	80	78	75	73	87
1991	72	70	69	69	69	69	69	69	70	70	70	69	69
1992	69	68	68	67	66	66	66	67	68	69	71	73	66
1993	76	78	80	81	82	83	83	82	82	81	80	79	81
1994	78	77	76	76	76	77	78	80	82	85	87	90	78
1995	93	96	98	100	102	104	105	106	107	108	108	107	106
1996	107	106	104	103	102	101	101	102	104	106	109	113	100
1997	116	120	123	126	128	130	131	132	133	134	135	136	129
1998	138	139	140	141	143	144	146	148	150	152	154	156	145
1999	158	159	160	161	162	166	173	183	188	194	184	185	179
Halifax													
Seasonally Adjusted Smoothed / Désaisonnalisé Lissé (D738885)													
Year Année	January Janvier	February Février	March Mars	April Avril	May Mai	June Juin	July Juillet	August Août	September Septembre	October Octobre	November Novembre	December Décembre	Average Moyenne
1981	98	93	92	92	92	91	89	88	86	84	82	79	90
1982	77	74	71	69	66	64	62	61	59	58	57	57	55
1983	57	57	58	59	61	62	64	66	68	70	72	74	63
1984	76	78	79	81	82	83	84	85	87	88	90	92	84
1985	93	94	95	95	96	97	98	99	100	102	103	104	98
1986	106	107	109	110	112	114	117	119	121	124	126	128	116
1987	131	134	137	139	142	143	145	147	149	151	153	155	143
1988	158	160	163	165	167	168	169	171	172	174	176	178	168
1989	180	183	185	187	188	187	186	184	180	176	172	167	184
1990	163	159	155	152	149	146	143	139	135	130	125	120	146
1991	115	111	107	104	102	100	99	98	97	96	95	93	100
1992	91	90	88	87	87	87	87	88	88	89	90	90	87
1993	91	91	91	91	90	89	89	88	87	87	87	88	88
1994	88	90	91	92	93	94	95	96	97	98	97	97	95
1995	96	96	95	94	94	94	94	94	94	95	95	96	94
1996	96	97	98	99	100	101	102	102	103	104	105	106	100
1997	108	111	113	116	119	122	124	127	129	130	132	133	123
1998	134	135	137	138	140	141	143	146	148	151	153	155	144
1999	156	157	158	159	159	164	167	170	172	170	167	167	166

Help-Wanted Index (1996 = 100), Canada, Provinces and Metropolitan Areas, as of March 8, 2000

Indice de l'offre d'emploi (1996 = 100), Canada, provinces et régions métropolitaines, en date du 8 mars, 2000

Saint John													
Seasonally Adjusted Smoothed / Désaisonnalisé Lissé (D738888)													
Year Année	January Janvier	February Février	March Mars	April Avril	May Mai	June Juin	July Juillet	August Août	September Septembre	October Octobre	November Novembre	December Décembre	Average Moyenne
1981	83	85	85	84	83	83	82	81	79	78	76	73	85
1982	71	68	65	62	59	57	55	54	53	52	52	52	55
1983	52	52	52	53	53	52	52	52	52	52	52	52	51
1984	53	53	54	55	56	58	59	60	61	63	64	65	59
1985	67	68	69	71	72	74	76	77	79	80	82	83	75
1986	84	85	86	87	88	88	90	91	93	96	99	103	87
1987	106	110	114	118	122	126	130	133	135	137	138	139	132
1988	139	138	137	136	135	134	135	135	137	139	142	145	132
1989	149	153	157	160	162	163	163	163	161	160	157	155	162
1990	152	150	148	145	142	139	136	132	128	124	120	117	140
1991	113	110	107	104	101	99	96	93	91	89	86	84	96
1992	83	81	81	80	80	81	82	83	84	85	85	86	83
1993	86	85	84	82	81	79	77	76	75	74	75	76	76
1994	77	79	81	84	86	88	90	91	92	93	93	94	89
1995	94	94	94	95	95	96	97	98	98	99	100	100	94
1996	101	101	100	99	98	97	97	97	98	100	102	105	100
1997	108	112	116	120	124	128	132	135	138	140	143	145	129
1998	147	148	150	151	151	152	152	152	153	153	155	156	150
1999	158	160	162	163	164	168	167	165	161	161	156	153	159

Moncton													
Seasonally Adjusted Smoothed / Désaisonnalisé Lissé (D738887)													
Year Année	January Janvier	February Février	March Mars	April Avril	May Mai	June Juin	July Juillet	August Août	September Septembre	October Octobre	November Novembre	December Décembre	Average Moyenne
1981	75	73	73	73	73	73	72	71	70	69	67	65	73
1982	63	60	58	56	54	52	51	51	51	51	52	53	50
1983	54	56	58	59	61	63	64	66	67	68	69	70	65
1984	71	72	73	74	75	76	76	77	77	77	77	77	76
1985	77	78	78	79	81	83	85	87	89	91	93	95	83
1986	97	98	99	101	102	102	103	105	106	108	110	113	102
1987	117	120	124	128	131	134	137	139	140	141	141	141	136
1988	140	139	139	139	139	139	141	143	145	148	152	155	139
1989	158	162	164	167	168	168	168	166	163	160	155	151	167
1990	147	142	138	133	129	124	120	115	111	106	102	99	124
1991	96	93	91	90	88	87	86	84	82	80	78	75	87
1992	73	71	70	69	69	69	70	72	73	75	76	78	68
1993	79	80	82	83	83	84	85	86	87	87	88	89	86
1994	90	90	91	92	93	93	94	95	97	98	100	102	93
1995	104	106	108	110	111	113	114	115	115	115	115	114	114
1996	113	111	109	106	104	102	100	99	99	100	102	104	100
1997	108	112	116	120	125	129	133	136	139	141	143	145	131
1998	146	147	148	149	151	153	155	158	161	165	168	172	151
1999	176	180	183	185	186	188	190	195	199	203	206	215	203

Help-Wanted Index (1996 = 100), Canada, Provinces and Metropolitan Areas, as of March 8, 2000

Indice de l'offre d'emploi (1996 = 100), Canada, provinces et régions métropolitaines, en date du 8 mars, 2000

Quebec / Québec													
Seasonally Adjusted Smoothed / Désaisonnalisé Lissé (D738889)													
Year Année	January Janvier	February Février	March Mars	April Avril	May Mai	June Juin	July Juillet	August Août	September Septembre	October Octobre	November Novembre	December Décembre	Average Moyenne
1981	158	160	158	156	151	146	140	135	130	125	122	119	139
1982	116	114	113	111	110	110	110	112	114	116	119	122	112
1983	126	129	132	136	140	143	146	148	150	151	152	153	141
1984	155	157	160	163	166	168	168	166	162	157	152	148	162
1985	144	141	140	140	141	143	147	152	157	162	168	172	148
1986	175	177	178	179	180	180	181	182	184	185	187	190	181
1987	193	196	199	202	206	210	214	219	224	229	234	239	211
1988	243	247	250	253	255	257	258	259	260	261	263	265	256
1989	268	271	275	278	281	283	284	284	283	282	279	276	284
1990	273	269	264	257	250	242	232	223	213	203	194	187	236
1991	180	175	172	170	170	171	172	174	175	174	172	169	172
1992	165	160	155	151	148	146	144	144	145	147	149	151	144
1993	154	157	160	162	164	165	166	167	168	168	168	168	166
1994	167	165	163	159	157	154	152	151	150	150	149	148	156
1995	147	146	145	143	142	140	137	134	131	127	124	120	138
1996	116	113	109	106	104	101	99	97	95	94	93	93	100
1997	94	96	98	101	103	104	105	106	108	109	112	114	103
1998	117	121	124	127	131	135	139	143	147	152	156	159	138
1999	162	164	165	165	165	166	176	179	180	167	156	153	163
Sherbrooke													
Seasonally Adjusted Smoothed / Désaisonnalisé Lissé (D738890)													
1981	58	67	66	64	61	58	54	51	48	45	42	39	55
1982	37	35	34	33	33	33	35	36	38	40	42	43	37
1983	44	45	45	45	45	45	45	45	45	46	48	50	43
1984	52	55	58	61	64	66	68	70	71	72	73	74	66
1985	75	77	78	80	81	82	82	83	82	82	81	81	80
1986	82	82	83	85	87	89	92	95	99	102	107	111	91
1987	115	120	124	127	131	134	137	140	142	144	144	144	139
1988	143	141	140	139	139	138	138	138	138	138	139	140	135
1989	142	143	145	146	148	149	150	150	150	149	148	146	150
1990	143	139	136	132	128	124	120	115	111	106	103	100	120
1991	98	96	95	94	93	93	93	93	93	94	94	94	94
1992	94	93	93	93	93	93	93	94	96	97	98	99	93
1993	100	100	100	100	100	101	101	102	103	103	104	105	101
1994	107	109	112	115	118	120	122	123	123	123	122	122	117
1995	121	120	119	118	117	115	113	111	109	108	106	105	116
1996	104	103	103	103	103	102	100	99	99	98	98	98	100
1997	98	98	99	99	100	101	103	106	108	111	114	117	105
1998	120	123	125	128	130	132	133	135	137	140	143	146	132
1999	148	150	151	152	153	155	164	164	166	160	159	157	159

Help-Wanted Index (1996 = 100), Canada, Provinces and Metropolitan Areas, as of March 8, 2000

Indice de l'offre d'emploi (1996 = 100), Canada, provinces et régions métropolitaines, en date du 8 mars, 2000

Montreal / Montréal		Seasonally Adjusted Smoothed / Désaisonnalisé Lissé (D738891)											
Year Année	January Janvier	February Février	March Mars	April Avril	May Mai	June Juin	July Juillet	August Août	September Septembre	October Octobre	November Novembre	December Décembre	Average Moyenne
1981	158	166	165	164	160	155	148	139	131	122	113	106	146
1982	98	91	85	79	73	69	66	65	65	65	67	69	73
1983	71	73	76	79	82	85	87	90	92	93	95	97	84
1984	99	102	104	106	109	112	115	117	118	119	119	120	113
1985	121	123	125	127	129	130	132	134	138	143	148	152	133
1986	156	159	162	164	165	167	168	171	174	178	182	187	169
1987	192	197	201	206	211	216	221	227	233	238	242	244	221
1988	245	244	242	240	239	238	238	239	239	239	238	238	240
1989	238	239	239	239	238	236	233	230	225	220	214	208	231
1990	202	196	191	184	178	170	162	154	146	138	131	124	166
1991	119	115	112	110	109	108	107	106	106	105	103	102	108
1992	100	98	96	94	93	93	93	92	92	92	93	93	93
1993	94	94	95	96	97	97	98	98	99	100	102	103	98
1994	104	105	106	106	107	108	109	111	112	113	115	115	109
1995	116	117	117	116	115	114	113	112	111	109	108	106	114
1996	104	102	101	100	100	100	101	101	101	102	102	103	100
1997	103	104	105	107	109	111	113	116	119	122	125	129	113
1998	133	136	138	140	141	141	140	140	140	141	143	144	140
1999	147	150	153	155	157	157	157	153	151	150	153	156	152
Ottawa		Seasonally Adjusted Smoothed / Désaisonnalisé Lissé (D738893)											
1981	169	164	164	164	164	163	162	160	157	153	149	144	161
1982	139	134	130	125	121	117	113	110	108	106	106	108	115
1983	109	111	113	114	116	118	121	124	128	132	136	139	122
1984	142	145	148	150	152	154	156	158	159	160	162	164	155
1985	166	170	174	178	181	183	185	186	188	190	191	192	182
1986	192	192	191	192	194	196	199	202	205	209	213	217	199
1987	222	228	233	240	248	257	265	273	280	286	290	294	260
1988	298	302	305	308	311	313	314	314	315	316	318	320	311
1989	323	325	325	324	321	318	314	311	308	304	300	294	317
1990	286	278	269	259	250	241	232	223	213	202	192	182	236
1991	173	165	160	156	153	151	149	148	146	145	143	142	151
1992	140	138	135	133	131	130	129	129	130	131	132	133	132
1993	133	133	131	129	127	125	122	120	118	116	115	115	123
1994	115	116	118	119	122	124	126	128	128	127	126	124	125
1995	122	119	117	114	111	108	105	102	99	98	97	98	106
1996	98	99	99	98	98	97	98	99	101	104	108	112	100
1997	115	118	120	122	123	124	124	125	126	127	130	133	123
1998	137	141	144	147	150	152	154	156	159	162	165	168	153
1999	170	173	176	178	179	186	191	191	190	191	196	203	190

Help-Wanted Index (1996 = 100), Canada, Provinces and Metropolitan Areas, as of March 8, 2000

Indice de l'offre d'emploi (1996 = 100), Canada, provinces et régions métropolitaines, en date du 8 mars, 2000

Toronto													
Seasonally Adjusted Smoothed / Désaisonnalisé Lissé (D738894)													
Year Année	January Janvier	February Février	March Mars	April Avril	May Mai	June Juin	July Juillet	August Août	September Septembre	October Octobre	November Novembre	December Décembre	Average Moyenne
1981	176	180	181	182	183	183	183	181	176	168	159	148	179
1982	137	126	117	109	101	95	89	84	81	79	79	79	95
1983	81	82	84	87	90	93	96	99	103	106	109	113	94
1984	118	122	127	132	136	141	145	148	151	153	156	160	141
1985	165	170	176	181	187	193	199	205	210	214	217	220	196
1986	222	224	225	227	228	229	230	234	240	247	256	265	233
1987	272	278	282	287	291	295	299	302	304	305	306	307	295
1988	307	307	305	304	302	300	298	296	293	291	289	287	298
1989	284	281	277	271	265	259	254	251	249	246	242	235	262
1990	226	215	203	191	180	169	158	148	138	128	119	112	165
1991	107	104	102	101	101	101	101	101	99	97	95	92	101
1992	90	88	86	86	86	87	88	88	88	88	88	87	87
1993	87	87	87	87	87	87	86	85	86	87	88	90	86
1994	92	95	97	98	100	102	104	106	108	110	111	113	103
1995	113	113	112	111	110	109	108	107	105	104	102	100	109
1996	99	98	98	98	98	99	100	101	103	105	107	110	100
1997	113	116	119	122	125	127	130	132	133	135	136	138	127
1998	140	142	144	146	148	149	151	153	153	154	155	156	150
1999	158	161	164	167	168	171	171	170	173	177	177	178	170
Hamilton													
Seasonally Adjusted Smoothed / Désaisonnalisé Lissé (D738895)													
1981	150	128	127	127	127	126	126	125	123	122	119	117	127
1982	114	110	106	102	97	93	89	85	82	80	78	77	92
1983	77	77	78	80	82	85	88	91	94	97	99	102	87
1984	104	107	109	111	113	115	117	118	119	121	122	124	114
1985	127	130	133	137	141	145	149	152	155	157	159	160	149
1986	162	164	166	169	173	178	182	187	192	197	203	208	179
1987	213	218	222	227	231	235	240	244	249	254	258	261	240
1988	263	265	266	266	267	268	269	270	272	272	272	271	270
1989	270	269	267	265	263	261	258	255	250	245	238	231	258
1990	223	214	204	194	184	174	164	155	146	138	131	125	170
1991	120	115	111	108	105	103	101	99	96	94	92	90	102
1992	88	87	0	85	86	86	88	89	91	93	95	97	87
1993	99	101	102	103	103	103	103	103	104	104	105	107	102
1994	109	111	113	115	117	119	120	121	122	122	122	122	120
1995	121	120	119	118	116	114	112	109	107	105	103	101	112
1996	100	98	98	98	99	100	101	103	104	105	106	107	100
1997	108	109	111	112	115	118	120	123	126	129	131	134	119
1998	136	139	141	142	143	144	144	144	144	144	145	147	144
1999	148	150	152	153	154	160	168	174	180	183	183	187	174

Help-Wanted Index (1996 = 100), Canada, Provinces and Metropolitan Areas, as of March 8, 2000

Indice de l'offre d'emploi (1996 = 100), Canada, provinces et régions métropolitaines, en date du 8 mars, 2000

London													
Seasonally Adjusted Smoothed / Désaisonnalisé Lissé (D738896)													
Year Année	January Janvier	February Février	March Mars	April Avril	May Mai	June Juin	July Juillet	August Août	September Septembre	October Octobre	November Novembre	December Décembre	Average Moyenne
1981	115	110	110	108	106	103	100	97	93	89	86	82	102
1982	79	76	73	71	68	66	64	62	61	60	59	60	64
1983	60	61	63	65	67	70	72	75	78	80	82	83	71
1984	84	85	87	88	89	91	92	94	96	98	100	102	92
1985	104	107	109	112	114	117	119	121	122	123	124	125	117
1986	126	127	128	129	130	132	134	136	139	143	146	151	133
1987	155	160	164	169	173	178	182	186	189	193	196	198	180
1988	201	203	206	209	212	215	219	223	226	230	233	236	216
1989	237	239	239	238	236	233	230	226	222	218	214	209	233
1990	204	200	195	190	184	177	170	163	155	148	140	134	172
1991	128	124	121	119	117	116	115	114	113	111	109	107	115
1992	106	104	103	102	102	102	102	102	102	102	102	103	102
1993	103	103	103	103	103	104	104	105	106	108	109	111	103
1994	113	115	117	119	121	123	124	126	128	129	129	129	124
1995	128	126	124	121	118	115	111	108	105	103	101	99	114
1996	97	96	96	97	98	100	102	104	106	108	110	112	100
1997	115	117	120	124	127	131	134	137	140	143	145	146	132
1998	148	149	149	150	150	151	152	153	156	160	164	169	151
1999	174	178	182	184	186	188	167	186	186	183	181	180	185
Sudbury													
Seasonally Adjusted Smoothed / Désaisonnalisé Lissé (D738897)													
Year Année	January Janvier	February Février	March Mars	April Avril	May Mai	June Juin	July Juillet	August Août	September Septembre	October Octobre	November Novembre	December Décembre	Average Moyenne
1981	163	156	155	152	148	143	138	132	127	122	118	113	138
1982	108	102	96	89	83	77	72	69	67	66	67	68	78
1983	69	71	74	77	80	84	87	91	94	96	98	99	85
1984	101	102	104	106	108	109	110	109	109	108	108	108	105
1985	109	112	114	117	120	123	126	129	131	133	135	136	126
1986	137	137	136	136	136	137	138	140	143	147	151	156	138
1987	161	167	173	179	186	194	201	209	217	224	232	239	197
1988	246	251	255	257	257	256	255	255	256	258	261	263	257
1989	264	265	266	265	265	265	264	264	262	260	258	255	266
1990	251	248	243	238	231	223	215	206	198	191	185	180	217
1991	176	174	172	170	169	168	166	164	161	156	151	146	167
1992	140	136	133	131	129	128	127	126	123	120	117	113	125
1993	111	108	106	104	103	101	100	99	98	97	96	96	99
1994	97	98	99	100	102	104	106	109	112	115	118	120	107
1995	121	121	121	121	119	118	116	113	110	107	105	102	116
1996	100	99	98	98	97	98	100	102	104	108	111	114	100
1997	116	119	121	123	126	129	131	133	134	135	135	136	130
1998	136	137	139	142	146	150	154	158	162	165	167	168	152
1999	169	171	172	173	173	176	179	190	202	203	193	184	182

Help-Wanted Index (1996 = 100), Canada, Provinces and Metropolitan Areas, as of March 8, 2000

Indice de l'offre d'emploi (1996 = 100), Canada, provinces et régions métropolitaines, en date du 8 mars, 2000

Winnipeg													
Seasonally Adjusted Smoothed / Désaisonnalisé Lissé (D738899)													
Year Année	January Janvier	February Février	March Mars	April Avril	May Mai	June Juin	July Juillet	August Août	September Septembre	October Octobre	November Novembre	December Décembre	Average Moyenne
1981	136	152	152	151	149	147	143	139	134	129	124	118	142
1982	112	105	98	91	84	79	74	71	69	68	68	69	80
1983	70	71	72	74	76	79	81	83	84	85	86	87	79
1984	88	89	91	93	95	98	100	102	103	104	105	105	98
1985	105	106	107	110	112	115	117	119	120	122	124	127	114
1986	129	131	132	132	132	131	131	131	132	135	137	139	133
1987	142	143	144	145	145	146	147	148	149	151	153	154	147
1988	155	156	157	158	158	158	158	157	157	157	159	161	157
1989	163	164	164	163	162	162	163	165	166	166	164	161	166
1990	157	154	151	148	145	142	138	133	128	122	116	111	138
1991	106	102	99	97	95	94	93	92	91	90	89	88	94
1992	88	87	87	86	87	87	87	87	87	88	87	87	87
1993	87	86	85	84	84	83	83	84	85	87	88	89	85
1994	90	92	93	95	97	98	99	100	100	100	100	100	97
1995	101	101	101	101	101	101	101	100	99	98	97	97	100
1996	96	96	97	97	98	99	100	101	103	106	110	114	100
1997	117	121	124	127	130	133	136	138	141	144	147	149	134
1998	152	154	156	158	159	160	161	162	164	165	167	169	161
1999	172	174	177	179	180	179	181	180	176	169	162	157	172
Regina													
Seasonally Adjusted Smoothed / Désaisonnalisé Lissé (D738901)													
1981	141	149	149	151	152	153	152	149	145	139	132	124	150
1982	117	110	104	99	94	91	88	87	86	86	87	88	89
1983	89	90	92	93	96	98	100	102	103	104	104	104	97
1984	104	104	104	104	104	104	104	104	103	103	103	104	104
1985	105	106	107	108	109	110	111	113	114	115	117	118	111
1986	119	120	121	121	122	122	123	124	126	128	131	131	124
1987	131	131	131	130	129	128	127	125	124	123	122	121	127
1988	121	122	123	125	126	127	129	130	132	134	136	139	127
1989	142	146	150	154	157	160	161	162	162	161	159	158	160
1990	157	156	154	153	151	149	146	144	141	137	134	130	149
1991	126	121	117	114	111	108	107	105	104	102	100	99	107
1992	97	95	92	90	88	86	85	84	84	84	84	84	86
1993	84	84	84	85	85	86	86	87	88	89	90	91	85
1994	93	94	95	97	98	99	99	100	101	102	102	102	100
1995	102	102	101	100	100	99	98	97	96	96	95	95	98
1996	95	96	96	97	98	100	101	102	104	105	107	110	100
1997	113	116	119	121	124	127	129	131	132	133	133	133	129
1998	132	132	131	131	131	131	131	132	133	134	134	135	130
1999	136	136	136	136	136	133	130	129	128	130	130	132	132

Help-Wanted Index (1996 = 100), Canada, Provinces and Metropolitan Areas, as of March 8, 2000

Indice de l'offre d'emploi (1996 = 100), Canada, provinces et régions métropolitaines, en date du 8 mars, 2000

Saskatoon													
Seasonally Adjusted Smoothed / Désaisonnalisé Lissé (D738902)													
Year Année	January Janvier	February Février	March Mars	April Avril	May Mai	June Juin	July Juillet	August Août	September Septembre	October Octobre	November Novembre	December Décembre	Average Moyenne
1981	97	108	108	109	109	109	108	107	104	101	97	93	107
1982	89	85	80	76	72	69	66	64	64	64	65	66	69
1983	68	70	72	75	77	80	82	84	86	87	88	88	79
1984	89	89	89	89	89	89	88	88	87	87	87	87	89
1985	88	88	89	90	90	91	91	92	93	95	97	98	91
1986	100	101	102	103	103	103	104	104	104	105	105	105	105
1987	104	104	103	102	101	101	101	101	102	103	104	106	100
1988	108	109	111	113	114	116	117	118	119	119	119	119	117
1989	120	121	122	124	126	128	130	131	132	132	132	132	128
1990	131	130	128	126	124	122	119	117	114	111	108	105	121
1991	103	100	98	95	94	92	90	89	87	86	85	84	91
1992	83	81	80	80	79	78	78	78	78	78	79	79	78
1993	80	80	80	80	79	79	79	79	79	80	81	82	79
1994	84	87	89	91	93	95	96	97	97	97	96	95	95
1995	94	92	91	89	88	87	87	86	86	86	87	87	87
1996	88	90	91	94	96	99	102	104	107	109	112	114	100
1997	117	120	123	125	128	131	133	136	138	140	142	144	132
1998	145	145	145	144	142	140	137	135	133	131	130	130	138
1999	130	130	130	130	130	128	126	124	126	128	134	138	131
Calgary													
Seasonally Adjusted Smoothed / Désaisonnalisé Lissé (D738904)													
1981	250	289	292	296	300	301	297	289	276	258	236	212	284
1982	187	164	143	125	110	97	88	82	79	78	79	80	102
1983	80	81	80	80	79	78	77	76	75	74	74	75	77
1984	78	80	83	86	88	90	91	91	92	93	95	97	89
1985	99	103	106	110	113	116	119	121	123	126	128	128	117
1986	126	123	118	114	110	108	107	106	106	106	107	109	111
1987	110	113	116	119	124	129	135	141	146	151	154	157	134
1988	159	161	163	165	168	171	173	175	176	176	176	178	170
1989	181	184	187	190	192	192	192	192	192	192	192	192	192
1990	192	193	193	192	189	185	179	172	165	157	149	141	176
1991	134	127	121	117	113	111	109	107	106	104	101	98	112
1992	95	92	89	87	85	84	83	83	83	84	85	86	85
1993	88	89	90	91	92	93	94	95	95	96	97	98	93
1994	99	101	102	104	106	107	109	110	111	112	112	111	107
1995	109	106	103	100	98	97	96	97	98	99	100	102	84
1996	88	91	93	95	96	98	99	102	105	110	115	120	100
1997	125	130	134	138	141	144	146	149	152	155	157	159	145
1998	160	160	159	158	157	156	155	153	150	146	143	139	154
1999	137	135	134	134	133	131	128	127	134	141	145	149	138

Help-Wanted Index (1996 = 100), Canada, Provinces and Metropolitan Areas, as of March 8, 2000

Indice de l'offre d'emploi (1996 = 100), Canada, provinces et régions métropolitaines, en date du 8 mars, 2000

Edmonton													Seasonally Adjusted Smoothed / Désaisonnalisé Lissé (D738905)
Year Année	January Janvier	February Février	March Mars	April Avril	May Mai	June Juin	July Juillet	August Août	September Septembre	October Octobre	November Novembre	December Décembre	Average Moyenne
1981	289	281	282	284	285	285	281	273	261	245	226	206	414
1982	186	167	148	132	117	105	96	90	87	85	85	84	273
1983	84	83	83	84	86	87	88	89	89	88	88	89	244
1984	91	93	94	96	97	97	98	99	101	103	105	109	255
1985	112	117	121	125	130	133	136	139	140	141	140	139	285
1986	137	134	131	128	126	125	125	125	125	124	123	122	283
1987	120	119	118	120	122	126	131	137	142	147	151	154	285
1988	158	161	165	168	172	175	178	179	179	180	180	182	324
1989	185	188	192	195	197	198	199	199	199	199	199	199	345
1990	199	199	198	196	193	189	183	177	171	164	157	149	335
1991	141	133	127	121	117	114	111	109	106	103	100	97	273
1992	95	94	92	90	89	87	86	85	85	86	87	88	247
1993	88	89	89	89	89	89	88	87	86	86	86	87	247
1994	89	91	92	93	94	95	95	95	95	94	93	91	252
1995	88	86	84	82	80	79	78	77	77	78	78	78	240
1996	95	95	96	96	98	99	100	102	105	109	114	120	100
1997	126	132	138	143	147	151	153	155	157	158	159	158	150
1998	157	155	152	149	146	143	139	136	133	130	128	127	141
1999	126	125	125	126	126	126	125	124	126	131	136	142	130
Vancouver													Seasonally Adjusted Smoothed / Désaisonnalisé Lissé (D738906)
1981	202	206	206	206	207	207	206	203	198	190	178	165	203
1982	150	135	119	105	94	84	78	73	71	71	72	73	90
1983	76	78	81	83	85	86	87	87	87	87	88	89	85
1984	91	93	96	98	99	98	97	96	95	94	93	93	96
1985	93	94	95	97	100	103	106	109	111	114	118	121	104
1986	125	129	131	133	134	134	134	135	137	139	141	143	135
1987	145	147	149	151	154	157	160	163	166	168	170	171	159
1988	172	172	173	175	178	183	188	194	199	204	209	216	186
1989	223	231	239	244	248	250	251	252	253	255	255	255	249
1990	253	250	246	240	233	226	218	209	200	191	181	172	220
1991	165	159	154	152	150	149	147	145	143	140	137	134	148
1992	132	129	127	126	126	126	127	128	128	129	129	128	127
1993	126	125	124	123	123	124	124	124	124	124	124	125	123
1994	126	127	128	128	128	127	127	126	126	125	124	123	127
1995	122	120	118	116	114	112	111	109	107	106	104	103	112
1996	102	100	99	98	98	98	99	100	102	105	107	109	100
1997	111	113	114	115	116	116	117	118	118	118	117	116	118
1998	115	115	116	117	118	119	119	119	119	118	118	118	116
1999	118	118	118	118	118	122	123	123	127	129	128	131	125

Help-Wanted Index (1996 = 100), Canada, Provinces and Metropolitan Areas, as of March 8, 2000

Indice de l'offre d'emploi (1996 = 100), Canada, provinces et régions métropolitaines, en date du 8 mars, 2000

Victoria													
Seasonally Adjusted Smoothed / Désaisonnalisé Lissé (D738907)													
Year Année	January Janvier	February Février	March Mars	April Avril	May Mai	June Juin	July Juillet	August Août	September Septembre	October Octobre	November Novembre	December Décembre	Average Moyenne
1981	147	145	147	149	151	152	151	148	141	132	122	111	145
1982	102	93	86	79	74	69	66	64	62	61	61	62	71
1983	62	63	64	65	65	66	67	68	70	72	73	74	67
1984	75	76	76	77	78	78	78	78	77	76	76	75	77
1985	74	74	74	75	77	79	82	85	88	91	94	97	82
1986	99	100	101	102	102	102	102	102	102	102	103	105	101
1987	107	110	113	116	119	122	126	130	134	139	143	146	125
1988	147	148	148	148	149	151	155	159	166	172	180	187	156
1989	194	201	207	213	218	221	223	225	227	228	230	232	221
1990	233	234	235	234	233	230	225	219	212	204	195	187	224
1991	180	175	172	171	171	171	171	169	166	163	160	157	169
1992	154	151	150	149	150	152	154	155	156	156	156	155	152
1993	154	153	152	152	152	153	154	154	155	155	155	155	153
1994	154	153	151	148	144	141	138	136	135	133	132	130	142
1995	128	126	125	124	123	123	121	119	117	114	111	108	120
1996	105	102	100	98	97	97	99	101	103	106	108	111	100
1997	113	115	116	118	120	122	124	126	127	128	130	131	122
1998	133	135	137	138	138	136	134	132	131	130	131	132	135
1999	134	136	138	139	140	143	148	154	156	158	158	168	153

Concepts & Methods

The Help-wanted Index measures changes in the demand for labour relative to a base-year, currently 1996. The index (see Appendix 1 for a note on index numbers) is derived from a count of job advertisements published in the classified sections of 22 major metropolitan area newspapers. During a period of economic expansion, the demand for labour increases and employers place help-wanted ads in newspaper to attract workers. Similarly, during a downturn in the economy, demand for labour decreases and employers advertise less. Since the need to advertise job openings occurs early in the business cycle, an index aimed at measuring changes in the level of job ads can be considered an early indicator of labour market conditions and of general economic activity. While there exists a general relationship between the number of help-wanted ads and job vacancies, it has been found impossible to quantify this relationship.

However, since the cancellation of the Job Vacancy Survey in 1978, the Help-wanted Index is the only indicator of labour demand which is released on a regular basis by Statistics Canada.

The Canadian Help-wanted Index is patterned after an index developed and published by the Conference Board in the United States. A Canadian index was first constructed in 1973 by the Department of Finance. Statistics Canada assumed responsibility for its publication the following year.

Methodology

The Help-wanted Index compares the number of ads published in any given month with the respective average number of ads in the base-period. The ratio between the two values is then weighted according to the population residing in the metropolitan areas surveyed (see Appendix 2 for the population figures and the weights). Following are the steps which are required to construct the Help-wanted Index.

Concepts et Méthodes

L'indice de l'offre d'emploi mesure les changements dans la demande de main-d'oeuvre relativement à une année de base, actuellement 1996. L'indice (pour plus de détails sur le calcul d'un indice, voir l'annexe 1) est fondé sur le nombre d'annonces d'offres d'emploi paraissant dans 22 journaux des principales régions métropolitaines du Canada. Durant une période d'expansion économique, la demande de travail augmente et les employeurs placent des annonces d'offres d'emploi dans les journaux afin d'attirer les travailleurs. De la même façon, durant une période de ralentissement économique, la demande de travail diminue et les employeurs ont alors peu recours aux annonces. Comme le besoin d'annoncer des offres d'emploi se fait sentir très tôt dans le cycle des affaires, un indice qui cherche à mesurer les variations dans le niveau des annonces d'offre d'emploi peut donc être considéré comme un indicateur avancé des conditions du marché du travail et de l'activité économique générale. Bien qu'il existe une relation générale entre la quantité d'offres d'emploi et la demande de travail, il est impossible de la quantifier en termes du nombre d'emplois disponibles ou du nombre d'emplois perdus à partir de cet indice.

Depuis l'abolition de l'enquête sur les postes vacants en 1978, la disponibilité de données reliées à l'aspect de la demande de travail est très limitée. L'indice de l'offre d'emploi est le seul indicateur de la demande de travail publié sur une base régulière à Statistique Canada.

L'indice canadien de l'offre d'emploi est formé selon le modèle conçu par le Conference Board aux États-Unis. Un premier indice canadien a été diffusé en 1973 par le ministère des Finances. L'année suivante, Statistique Canada a pris en charge la publication de cet indice.

Méthodologie

L'indice de l'offre d'emploi compare le nombre d'annonces publiées pour un mois donné à la moyenne annuelle du nombre d'annonces durant l'année de base. Le rapport entre ces deux valeurs est ensuite multiplié par le poids démographique approprié (voir l'annexe 2 pour les chiffres de la population et les poids). Les étapes nécessaires pour construire l'indice de l'offre d'emploi sont les suivantes.

Help-wanted advertisements:

The basic unit of measurement is a help-wanted advertisement published in the classified section of a newspaper surveyed. Data are collected for one Saturday each month; usually the Saturday of the Labour Force Survey reference week.

Excluded from the survey are advertisements:

- which do not appear in the classified section,
- for "position wanted",
- for newspaper carriers,
- for lease operators,
- which relate to vacancies in the United States.

Calculation of raw indices:

The number of advertisements from each newspaper included in the survey are divided by their respective 12-month average in the 1996 base-period to derive raw indices for metropolitan areas.

Calculation of weighted Help-wanted Indices:

The population within a region is calculated as the sum of the population residing in the metropolitan areas surveyed. For each region, the metropolitan area indices are weighted by their respective population weights (see Appendix 2). The individual values are then summed to provide regional indices.

The Canada index is the sum of the weighted metropolitan area indices, adjusted for the proportion of the population residing in the twenty areas surveyed.

Seasonally adjusted:

The Canada and regional indices are first adjusted for seasonal variations, that is, for changes which repeat every year. This process involves an "endpoint" adjustment using the X-11 ARIMA seasonal adjustment program. In addition, the seasonally adjusted data are "smoothed" to reduce the irregular fluctuations in the series.

Annonces d'offres d'emploi:

L'unité de mesure de base est l'annonce d'offre d'emploi publiée dans la section des annonces classées. Les données sont recueillies pour un samedi chaque mois, soit celui qui correspond habituellement à la semaine de référence de l'enquête sur la population active.

Les annonces suivantes sont exclues de l'enquête:

- les annonces qui ne figurent pas dans la section des annonces classées;
- les annonces classées sous la section "emplois demandés";
- les annonces demandant des livreurs de journaux;
- les annonces demandant des opérateurs à contrat;
- les annonces offrant des emplois aux États-Unis.

Compilation des indices bruts:

Le nombre d'annonces obtenu de chaque journal est divisé par leur moyenne respective de 12 mois durant l'année de base en 1996. Cela permet d'obtenir les indices bruts des régions métropolitaines incluses dans l'enquête.

Compilation des indices pondérés de l'offre d'emploi:

La population régionale est égale à la somme des populations des régions métropolitaines comprises dans cette région. Pour chaque région, la valeur des indices des régions métropolitaines est multipliée par le poids de leur population respective dans la région (voir Annexe 2). Les valeurs pondérées de toutes les régions métropolitaines d'une région sont ensuite additionnées afin d'obtenir la valeur de l'indice régional.

L'indice national est la somme des valeurs des régions métropolitaines pondérées en fonction de leur population respective dans le Canada. La population canadienne est égale ici à la somme des populations des vingt régions métropolitaines incluses dans l'échantillon.

Indices désaisonnalisés:

Les données de l'indice de l'offre d'emploi pour le Canada et pour les régions sont ajustées pour les variations saisonnières qui se répètent chaque année. Ce procédé implique l'extrapolation des séries au moyen du modèle d'ajustement saisonnier X-11 ARMMI. De plus, les indices désaisonnalisés sont lissés afin de réduire les fluctuations irrégulières.

Smoothed Seasonal Indices¹

The raw data of time series are sometimes difficult to interpret because they contain a trend-cycle component as well as the effects of seasonal and irregular variations. Commonly, to assist in the interpretation of month-to-month changes the data are adjusted, that is, the seasonal effects are removed.

The experience has been that the Help-wanted Index displayed month-to-month variations which masked its trend. To reduce the influence of the irregular fluctuations it was decided to smooth the seasonally adjusted data. This process involves the following four steps:

- 1) A three-term moving average is applied to the last three observations of the seasonally adjusted data. The calculation is repeated each month as new data become available.
- 2) The month-to-month changes of the derived estimates are calculated. This procedure is commonly referred to as the derivation of "first differences".
- 3) Next, the standard deviation of the "first differences" is calculated.
- 4) If the absolute value calculated in Step 2 exceeds the standard deviation in Step 3, the difference is distributed to adjacent months.

The smoothing of the Help-wanted Indices is an iterative process in that Steps 1 to 4 are repeated several times.

¹ *The "Smoothing technique was developed by Guy Huot, Time Series Research and Analysis Center, Statistics Canada.*

Revisions:

The seasonally adjusted indices are revised each year when data for a complete calendar year become available. At this time, data for the past four years are revised.

Missing data:

Although uncommon, unforeseen events such as strikes and delivery problems may make it impossible to obtain certain newspapers. If necessary, the data are imputed as follows:

Indices désaisonnalisés¹

Les données originales sont parfois difficiles à interpréter parce qu'en plus de la tendance, elles incluent les effets saisonniers et les variations irrégulières. De façon générale, afin de faciliter l'interprétation des variations mensuelles, les données sont ajustées, c'est-à-dire que la composante saisonnière de la série est éliminée.

L'indice de l'offre d'emploi désaisonnalisé indique des variations mensuelles qui rendent parfois difficile l'interprétation de la tendance. Afin de réduire l'importance de la composante irrégulière dans la série, on a décidé de lisser les données désaisonnalisées. Cette technique s'effectue en quatre phases.

- 1) Une moyenne mobile de trois mois est appliquée aux trois dernières observations de la série désaisonnalisée. Cette opération est répétée chaque mois au fur et à mesure que les données sont disponibles.
- 2) Les variations mensuelles des valeurs obtenues à la première phase sont calculées. Cette procédure est également connue sous le nom de "différence première".
- 3) L'écart-type de ces "différences premières" est calculé.
- 4) Lorsque la valeur absolue des variations mensuelles, calculée à la phase 2, est supérieure à l'écart-type de la phase 3, la différence est redistribuée sur les mois adjacents.

Le lissage des indices de l'offre d'emploi est une procédure itérative, c'est-à-dire que les phases 1 à 4 sont répétées plusieurs fois.

¹ *La "technique de lissage" a été développée par Guy Huot, Centre de recherche d'Analyse en séries chronologiques, Statistique Canada.*

Révisions:

Les indices désaisonnalisés sont révisés chaque année lorsque l'on dispose des données pour une année civile complète. Les données pour les quatre dernières années sont alors révisées.

Données manquantes:

Bien que peu fréquents, des événements imprévus tels que des grèves ou des problèmes de livraison, peuvent rendre impossible l'obtention de certains journaux. Lorsque cela s'avère nécessaire, les données sont alors imputées de la façon suivante:

a) If available, newspapers from the previous Saturday are used to construct the index.

b) If a newspaper from a previous Saturday cannot be obtained, the ad count for the missing paper is imputed as follows: the number of ads which have been published for the missing month and the preceding month in the past three years are averaged and are compared to the most current month available. A percentage change is calculated and then applied to the most current month available deriving an ad count for the missing month. For example, if a newspaper is missing for the month of April 1990, we calculate the sum of ads separately for March and April for the years 1987 to 1989. A ratio is calculated between these two months and is then applied to March 1990 to derive the April 1990 estimates.

Easter-weekend and December-holiday adjustments:

The number of help-wanted ads usually declines significantly whenever the survey date falls Easter-weekend and when it is close to the Christmas holidays. On such occasions, to avoid erroneous interpretations, the following adjustments are made: 1) If the survey date falls on Easter-weekend, ad counts from the previous Saturday are used to construct the indices. 2) For the December survey, a Saturday is chosen which falls on or before the tenth day of the month.

Newspapers included in the survey:

Atlantic Provinces:

Evening Telegram (St. John's)
The Guardian (Charlottetown)
The Chronical Herald (Halifax)
The Telegraph Journal (Saint John)
The Times Transcript (Moncton)

Quebec:

Le Soleil (Quebec)
La Tribune (Sherbrooke)
The Gazette (Montreal)
La Presse (Montreal)
Le Droit (Hull)
The Citizen (Hull)

a) Si elles sont disponibles, les données provenant du samedi précédent sont utilisées pour calculer l'indice.

b) Si les journaux du samedi de la semaine précédente ne peuvent être obtenus, le nombre d'annonces manquant sera imputé en appliquant la méthode suivante: nous calculons une moyenne du nombre d'annonces qui ont été publiées durant les trois dernières années pour le mois manquant et le mois précédent celui-ci. Par la suite nous le comparons au mois le plus récent disponible. La variation en pourcentage est calculée et appliquée au mois le plus récent pour estimer la valeur du mois manquant. Par exemple, nous calculons la somme des annonces pour les mois de mars et avril, pour les années 1987 à 1989. Suite à ce calcul, nous obtenons une variation qui est appliquée aux données de mars 1990 et nous obtenons des estimations pour avril 1990.

Ajustements pour la fin de semaine de Pâques et le congé de Noël:

Le volume d'offres d'emploi diminue considérablement lorsque la date de référence de l'enquête tombe entre le Vendredi Saint et le dimanche de Pâques. Pour éviter une interprétation erronée de l'indice, les ajustements suivants sont faits: 1) si la date de référence tombe durant la fin de semaine de Pâques, les données du samedi précédent seront utilisées afin de construire l'indice. 2) De la même façon, lorsque la date de référence est près de la fête de Noël, les données du samedi publiées au plus tard le dixième jour du mois de décembre sont utilisées.

Liste des journaux visés par l'enquête:

Provinces de l'Atlantique:

Evening Telegram (St. John's)
The Guardian (Charlottetown)
The Chronical Herald (Halifax)
The Telegraph Journal (Saint John)
The Times Transcript (Moncton)

Québec:

Le Soleil (Québec)
La Tribune (Sherbrooke)
The Gazette (Montréal)
La Presse (Montréal)
Le Droit (Hull)
The Citizen (Hull)

Newspapers included in the survey: (suite)**Ontario:**

Le Droit (Ottawa)
The Citizen (Ottawa)
The Toronto Star
The Hamilton Spectator
The London Free Press
The Sudbury Star

Prairie Provinces:

Winnipeg Free Press
The Leader Post (Regina)
The Star Phoenix (Saskatoon)
The Edmonton Journal
Calgary Herald Prairie Provinces

British Columbia:

The Vancouver Sun
Times Colonist (Victoria)

Data availability

Each month, indices for Canada, regions, provinces and census metropolitan areas are released on the first or second Wednesday following the reference month in the Statistics Canada Daily, on CANSIM (Matrix 105) and in the Infomat (Catalogue No. 11-002). Customized data request are also available. For more information contact the Labour Statistics Division:

Tel: (613) 951-4090
Fax: (613) 951-4087
e-mail: labour@statcan.ca

Liste des journaux visés par l'enquête: (suite)**Ontario:**

Le Droit (Ottawa)
The Citizen (Ottawa)
The Toronto Star
The Hamilton Spectator
The London Free Press
The Sudbury Star

Provinces des Prairies:

Winnipeg Free Press
The Leader Post (Régina)
The Star Phoenix (Saskatoon)
The Edmonton Journal
Calgary Herald

Colombie-Britannique:

The Vancouver Sun
Times Colonist (Victoria)

Disponibilité de données

Chaque mois, les indices pour le Canada, les régions, les provinces et les régions métropolitaines paraissent le premier ou le deuxième mercredi suivant le mois de référence dans le Quotidien de Statistique Canada, CANSIM (Matrice 105) et l'Infomat (Catalogue 11-002). Des totalisations spéciales sont aussi disponibles. Pour plus d'information, veuillez contacter la Division de la statistique du travail:

Tel: (613) 951-4090
Télécopieur: (613) 951-4087
e-mail: labour@statcan.ca

**ELECTRONIC PUBLICATIONS
PUBLICATIONS ÉLECTRONIQUES
AVAILABLE AT | DISPONIBLES À
www.statcan.ca**



Appendix 1

A Note on Index Numbers

Index numbers are statistical measures which show how something has changed over time. Perhaps best known is the Consumer Price Index which informs the reader about changes in consumer purchasing power or inflation. An index compares a base period value with a current value, and relates the two measures to each other in the form of a ratio or percentage change.

Help-wanted advertisements can be used to measure changes in the demand for workers over time, thus an index can be constructed based on counts of help-wanted ads published in twenty metropolitan centres. The base period selected for the index is the year 1996, and the **base value**, set equal to 100 by convention, is a 12-month average of the number of ads published in 1996. Each month, this value is compared with a current count of ads. For example, if the **base value** equalled 1,406 and the count of ads for the **current month** was 1,780, then the index would be:

$$\frac{1,780}{1,406} * 100 = 127$$

This value is interpreted as follows: for the newspapers surveyed, compared with the base period 1996, the index increased 27 points, or the number of help-wanted ads rose by 27%.

Each Help-wanted Index measures changes over time specific to one region. For example, in December 1996, the seasonally adjusted Help-wanted Index stood at 105 in the Atlantic provinces and 100 in Quebec. This means, compared with the 1996 base period, the number of help-wanted ads increased 5% in the Atlantic provinces and has unchanged in Quebec. Since the indices do not tell the reader how many ads were published, a direct comparison of the index between areas is impossible.

Annexe 1

Note sur les nombres indices

Les nombres indices sont des mesures statistiques qui permettent d'évaluer les variations dans le temps. L'indice le plus connu est peut-être l'indice des prix à la consommation qui informe le lecteur des variations du pouvoir d'achat des consommateurs ou de l'inflation. Un indice compare la valeur d'une période de référence à une valeur courante et relie les deux mesures par un ratio ou une variation en pourcentage.

Les offres d'emploi peuvent être utilisées pour mesurer, dans le temps, les changements de la demande de travailleurs. C'est ainsi que l'on procède pour élaborer l'indice qui est basé sur le nombre d'annonces d'offres d'emploi publiées dans 20 régions métropolitaines. La période de référence retenue pour l'indice est 1996 et la **valeur de base**, posée comme égale à 100 par convention, est une moyenne sur 12 mois du nombre d'annonces placées en 1996. Chaque mois, on compare cette valeur à un nombre courant d'annonces. Ainsi, si la **valeur de base** est égale à 1,406 et si le nombre d'annonces placées au cours du **mois courant** est de 1,780, l'indice sera de:

$$\frac{1,780}{1,406} * 100 = 127$$

L'interprétation est la suivante: pour les journaux enquêtés, par rapport à la période de base 1996, l'indice s'est accru de 27 points, c'est-à-dire que le nombre d'annonces d'offres d'emploi s'est accru de 27%.

Chaque indice de l'offre d'emploi mesure, dans le temps, les variations propres à une région. En décembre 1996, par exemple, l'indice désaisonnalisé s'établissait à 105 dans les provinces de l'Atlantique et à 100 au Québec. Autrement dit, par rapport à la période de base de 1996, le nombre d'annonces d'offres d'emploi publiées a augmenté de 5% dans les provinces de l'Atlantique et n'a pas changé au Québec. Comme les indices ne permettent pas de savoir combien d'annonces ont été publiées dans chacune des régions, il est impossible pour le lecteur de procéder à une comparaison directe de l'indice entre régions.

**ELECTRONIC PUBLICATIONS
PUBLICATIONS ÉLECTRONIQUES
AVAILABLE AT | DISPONIBLES À
www.statcan.ca**



Appendix 2

Annexe 2

Weights Used in the Construction of the Help-Wanted Index

Poids utilisés pour construire l'indice de l'offre d'emploi

		Population (1996)	Weights / Poids (1996)
001	St. John's - (Nfld) - (T.-N.)	174,051	.2168
105	Charlottetown	57,224	.0713
205	Halifax	332,518	.4141
305	Saint John - (N.-B.)	125,705	.1565
310	Moncton - (N.-B.)	113,491	.1413
Atlantic Provinces - Provinces de l'Atlantique		804,989	.0492
421	Quebec City - Québec	671,889	.1560
433	Sherbrooke	147,384	.0336
462	Montréal	3,326,510	.7556
505	Hull	247,072	.0548
Quebec		4,392,855	.2694
505	Ottawa	763,426	.1212
535	Toronto	4,263,757	.6799
537	Hamilton	624,360	.1047
555	London	398,616	.0666
580	Sudbury	160,488	.0275
Ontario		6,210,647	.3801
602	Winnipeg	667,209	.2464
705	Regina	193,652	.0724
725	Saskatoon	219,056	.0793
825	Calgary	821,628	.2848
835	Edmonton	862,597	.3172
Prairie Provinces - Provinces des Prairies		2,764,142	.1695
933	Vancouver	1,831,665	.8477
935	Victoria	304,287	.1523
British Columbia - Colombie-Britannique		2,135,952	.1310

(1) **Source:** 1996 Census. The regional population figures are the sum of the populations residing in the metropolitan areas surveyed.

(1) **Source:** Recensement de 1996. Les chiffres de la population pour les régions du Canada proviennent de la somme des populations des régions métropolitaines faisant partie de l'enquête.