



Annual Estimates of Employment, Earnings and Hours

1986 - 1998

"Help-Wanted Index, 1981-1998"
supplement included



Les estimations annuelles de l'emploi, des gains et de la durée du travail

1986 - 1998

Ci-inclus, supplément de "L'Indice de
l'offre d'emploi, 1981-1998"

Data in many forms

Statistics Canada disseminates data in a variety of forms. In addition to publications, both standard and special tabulations are offered. Data are available on the Internet, compact disc, diskette, computer printouts, microfiche and microfilm, and magnetic tape. Maps and other geographic reference materials are available for some types of data. Direct online access to aggregated information is possible through CANSIM, Statistics Canada's machine-readable database and retrieval system.

How to obtain more information

Inquiries about this product and related statistics or services should be directed to: Labour Statistics Division, Statistics Canada, Ottawa, Ontario, K1A 0T6 (telephone: (613) 951-4090) or to the Statistics Canada Regional Reference Centre in:

Halifax	(902) 426-5331	Regina	(306) 780-5405
Montréal	(514) 283-5725	Edmonton	(403) 495-3027
Ottawa	(613) 951-8116	Calgary	(403) 292-6717
Toronto	(416) 973-6586	Vancouver	(604) 666-3691
Winnipeg	(204) 983-4020		

You can also visit our World Wide Web site:
<http://www.statcan.ca>

Toll-free access is provided for all users who reside outside the local dialing area of any of the Regional Reference Centres.

National enquiries line	1 800 263-1136
National telecommunications device for the hearing impaired	1 800 363-7629
Order-only line (Canada and United States)	1 800 267-6677
Fax order line (Canada and United States)	1 800 287-4369

Ordering/Subscription information

All prices exclude sales tax

Catalogue no. 72F0002XIB, is available annually on the Internet for CDN \$113. Users can obtain single issues or subscribe at <http://www.statcan.ca/cgi-bin/downpub/feepub.cgi>.

The paper and electronic kit version can be ordered by mail, at Statistics Canada, Dissemination Division, Circulation Management, 120 Parkdale Avenue, Ottawa, Ontario, K1A 0T6; by phone, at (613) 951-7277 or 1 800 770-1033; by fax, at (613) 951-1584 or 1 800 889-9734; by Internet, at order@statcan.ca; or in person, at local Statistics Canada offices. For changes of address, please provide both old and new addresses.

Standards of service to the public

Statistics Canada is committed to serving its clients in a prompt, reliable and courteous manner and in the official language of their choice. To this end, the agency has developed standards of service which its employees observe in serving its clients. To obtain a copy of these service standards, please contact your nearest Statistics Canada Regional Reference Centre.

Des données sous plusieurs formes

Statistique Canada diffuse les données sous formes diverses. Outre les publications, des totalisations habituelles et spéciales sont offertes. Les données sont disponibles sur Internet, disque compact, disquette, imprimé d'ordinateur, microfiche et microfilm, et bande magnétique. Des cartes et d'autres documents de référence géographiques sont disponibles pour certaines sortes de données. L'accès direct à des données agrégées est possible par le truchement de CANSIM, la base de données ordiolinguage et le système d'extraction de Statistique Canada.

Comment obtenir d'autres renseignements

Toute demande de renseignements au sujet du présent produit ou au sujet de statistiques ou de services connexes doit être adressée à : Division de la statistique du travail, Statistique Canada, Ottawa, Ontario, K1A 0T6 (téléphone : (613) 951-4090) ou à l'un des centres de consultation régionaux de Statistique Canada :

Halifax	(902) 426-5331	Regina	(306) 780-5405
Montréal	(514) 283-5725	Edmonton	(403) 495-3027
Ottawa	(613) 951-8116	Calgary	(403) 292-6717
Toronto	(416) 973-6586	Vancouver	(604) 666-3691
Winnipeg	(204) 983-4020		

Vous pouvez également visiter notre site sur le Web :
<http://www.statcan.ca>

Un service d'appel interurbain sans frais est offert à tous les utilisateurs qui habitent à l'extérieur des zones de communication locale des centres de consultation régionaux.

Service national de renseignements	1 800 263-1136
Service national d'appareils de télécommunications pour les malentendants	1 800 363-7629
Numéro pour commander seulement (Canada et États-Unis)	1 800 267-6677
Numéro pour commander par télécopieur (Canada et États-Unis)	1 800 287-4369

Renseignements sur les commandes et les abonnements

Les prix ne comprennent pas les taxes de vente


On peut se procurer ce produit n° 72F0002XIB annuel sur l'Internet, pour un coût de 113\$ CAN. Pour obtenir un numéro de ce produit ou s'y abonner, les utilisateurs sont priés de se rendre à http://www.statcan.ca/cgi-bin/downpub/feepub_f.cgi.

On peut commander la version imprimée et électronique par la poste, en écrivant à Statistique Canada, Division de la diffusion, Gestion de la circulation, 120, avenue Parkdale, Ottawa (Ontario) K1A 0T6; par téléphone, en composant le (613) 951-7277 ou le 1 800 770-1033; par télécopieur, en composant le (613) 951-1584 ou le 1 800 889-9734; par Internet, en se rendant à order@statcan.ca; ou en personne, en se présentant à l'un des bureaux régionaux de Statistique Canada. Lorsque vous signalez un changement d'adresse, veuillez nous fournir l'ancienne et la nouvelle adresses.

Normes de service à la clientèle

Statistique Canada s'engage à fournir à ses clients des services rapides, fiables et courtois et dans la langue officielle de leur choix. À cet égard, notre organisme s'est doté de normes de service à la clientèle qui doivent être observées par les employés lorsqu'ils offrent des services à la clientèle. Pour obtenir une copie de ces normes de service, veuillez communiquer avec le centre de consultation régional de Statistique Canada le plus près de chez vous.


Re-engineering the survey



The Survey of Employment, Payrolls and Hours (SEPH) is currently in the final phase of a major, multi-year project to improve the estimates of business payrolls and paid employment, and to reduce the reporting burden on businesses. With the change in methodology, employment estimates from the administrative records may show a different seasonal pattern than the previous questionnaire data, which can only be assessed within the context of a longer time period. Statistics Canada continues to monitor these impacts and will help users interpret its data. To minimise impacts, it is recommended that SEPH data, particularly employment data, be used in the context of longer time periods or for the detailed industry distributions.

For more information on the redesign, users can contact the SEPH dissemination unit at: (613) 951-4090.

Remaniement de l'enquête



Le programme de l'Enquête sur l'emploi, la rémunération et les heures de travail (EERH) est actuellement dans la phase finale d'un projet de remaniement important étalé sur plusieurs années. Ce projet vise à améliorer les estimations de la rémunération brute des entreprises et du nombre de salariés, de même qu'à réduire le fardeau de réponse des entreprises. Étant donné ce changement méthodologique, les estimations de l'emploi mesurées à partir de données administratives peuvent montrer un modèle saisonnier différent de celui des données obtenues à l'aide de questionnaires, ce qui ne peut être déterminé que dans le contexte d'une période plus longue. Statistique Canada continue d'examiner ces répercussions et est disposé à aider les utilisateurs à interpréter correctement ses données. Les données de l'EERH (surtout celles sur l'emploi) doivent être utilisées dans le contexte d'une période plus longue ou pour obtenir la distribution détaillée de l'emploi par industrie afin de minimiser les répercussions.

Pour de plus amples renseignements sur le remaniement, communiquez avec l'unité de diffusion au: (613) 951-4090.



Join the thousands
who access this site every day.

www.statcan.ca

YOUR ACCESS ROUTE TO STATISTICS CANADA

www.statcan.ca is your newest route to statistical information profiling Canada's business, economy and society. This easy to navigate and fully searchable site provides a wealth of information about Canada and Canadians. As Canada's national statistical agency, **www.statcan.ca** is your first stop in search of the latest numbers that profile our economy and society. Your direct link to labour market data is **labour@statcan.ca**, fax: (613) 951-4087, telephone: (613) 951-4090.



Faites comme les milliers d'autres personnes qui
visitent chaque jour notre site

www.statcan.ca

**VOTRE VOIE D'ACCÈS À L'INFORMATION DE
STATISTIQUE CANADA**

www.statcan.ca est la toute nouvelle route que vous pouvez utiliser pour accéder à l'information statistique qui trace le profil de la société, de l'économie et des affaires du Canada. Vous trouverez une gamme d'information sur le Canada et les Canadiens grâce à ce site dans lequel vous naviguerez facilement et où vous pourrez faire de la recherche par mot-clé. Faites votre premier arrêt au site **www.statcan.ca** de l'agence nationale statistique du Canada lorsque vous êtes à la recherche des plus récentes données qui façonnent notre économie et notre société. Votre liaison directe aux données sur le marché du travail est **labour@statcan.ca**, télécopieur: (613) 951-4087, téléphone: (613) 951-4090.



Annual Estimates of Employment, Earnings and Hours

1986 - 1998

Les estimations annuelles de l'emploi, des gains et de la durée du travail

1986 - 1998

Published by authority of the Minister
responsible for Statistics Canada

© Minister of Industry, 1999

All rights reserved. No part of this publication may be reproduced, stored in a retrieval system or transmitted in any form or by any means, electronic, mechanical, photocopying, recording or otherwise without prior written permission from Licence Services, Marketing Division, Statistics Canada, Ottawa, Ontario, Canada K1A 0T6.

Price:

Canada:

Internet: \$113 + GST and applicable PST or HST

Diskette: \$120 + GST and applicable PST or HST

Diskette and paper: \$150 + GST and applicable PST or HST

CD-ROM: \$140 + GST and applicable PST or HST

CD-ROM and paper: \$170 + GST and applicable PST or HST

Other countries:

Internet: \$113 US

72F0002XIB

Diskette: \$120 US

72F0002XDB

Diskette and paper: \$150 US

10-3000XKB

CD-ROM: \$140 US

72F0002XCB

CD-ROM and paper: \$170 US

10-3009XKB

Ottawa

Note of Appreciation

Canada owes the success of its statistical system to a long-standing partnership between Statistics Canada, the citizens of Canada, its businesses, governments and other institutions. Accurate and timely statistical information could not be produced without their continued co-operation and goodwill.

Publication autorisée par le ministre
responsable de Statistique Canada

© Ministre de l'Industrie, 1999

Tous droits réservés. Il est interdit de reproduire ou de transmettre le contenu de la présente publication, sous quelque forme ou par quelque moyen que ce soit, enregistrement sur support magnétique, reproduction électronique, mécanique, photographique, ou autre, ou de l'emmagasiner dans un système de recouvrement, sans l'autorisation écrite préalable des Services de concession des droits de licence, Division du marketing, Statistique Canada, Ottawa, Ontario, Canada K1A 0T6.

Prix:

Canada:

Internet: 113\$ + TPS et la TVP en vigueur ou la TVH

Disquette: 120\$ + TPS et la TVP en vigueur ou la TVH

Diskette et copie papier: 150\$ + TPS et la TVP en vigueur ou la TVH

CD-ROM: 140\$ + TPS et la TVP en vigueur ou la TVH

CD-ROM et copie papier: 170\$ + TPS et la TVP en vigueur ou la TVH

Autre pays:

Internet: 113\$ US

72F0002XIB

Disquette: 120\$ US

72F0002XDB

Diskette et copie papier: 150\$ US

10-3000XKB

CD-ROM: 140\$ US

72F0002XCB

CD-ROM et copie papier: 170\$ US

10-3009XKB

Ottawa

Note de reconnaissance

Le succès du système statistique du Canada repose sur un partenariat bien établi entre Statistique Canada et la population, les entreprises, les administrations canadiennes et les autres organismes. Sans cette collaboration et cette bonne volonté, il serait impossible de produire des statistiques précises et actuelles.

Table of Contents

Table des matières

How to access data in spreadsheet format. Page VI
Employment, Earnings and Hours. Page 1- 217
Help-Wanted Index. Page 219 - 247

Comment accéder aux données dans un chiffrier électronique. Page VI
Emploi, gains et durée du travail. Page 1- 217
Indice de l'offre d'emploi. Page 219 - 247

Employment, Earnings and Hours Table

Emploi, gains et durée du travail Tableau

1 Estimates of Employment, for All Employees, by Industry, Canada, Provinces and Territories. Page 2

1 Estimations de l'emploi, pour l'ensemble des salariés, par industrie, Canada, provinces et territoires. Page 2

2 Estimates of Average Weekly Earnings (including overtime), for All Employees, by Industry, Canada, Provinces and Territories. Page 40

2 Estimations de la rémunération hebdomadaire moyenne, (incluant le temps supplémentaire), pour l'ensemble des salariés, par industrie, Canada, provinces et territoires. Page 40

3a Estimates of Total Weekly Payrolls, for All Employees, for Selected Industries, Canada, Provinces and Territories. Page 78

3a Estimations de la rémunération hebdomadaire brute, pour l'ensemble des salariés, pour une sélection d'industries, Canada, provinces et territoires. Page 78

3b Growth Rates for the Estimates of the Total Weekly Payrolls, for All Employees, for Selected Industries, Canada, Provinces and Territories. Page 88

3b Taux de croissance pour les estimations de la rémunération hebdomadaire brute, pour l'ensemble des salariés, pour une sélection d'industries, Canada, provinces et territoires. Page 88

4 Estimates of Employment, for Employees paid by the Hour, by Industry, Canada, Provinces and Territories. Page 98

4 Estimations de l'emploi, pour les salariés rémunérés à l'heure, par industrie Canada, provinces et territoires. Page 98

Table of Contents

Table des matières

Employment, Earnings and Hours

Table...continued

Emploi, gains et durée du travail

Tableau..... suite

5 Estimates of Average Hourly Earnings, for Employees paid by the Hour, by Industry, Canada, Provinces and Territories. Page 130

5 Estimations de la rémunération horaire moyenne, pour les salariés rémunérés à l'heure, par industries, Canada, provinces et territoires. Page 130

6 Estimates of Average Weekly Hours, for Employees paid by the Hour, by Industry, Canada, Provinces and Territories. Page 162

6 Estimations des heures hebdomadaires moyennes, pour les salariés rémunérés à l'heure, par industrie, Canada, provinces et territoires. Page 162

7a Estimates of Total Weekly Payrolls, for Employees paid by the Hour, for Selected Industries, Canada, Provinces and Territories. Page 194

7a Estimations de la rémunération hebdomadaire brute, pour les salariés rémunérés à l'heure, pour une sélection d'industries, Canada, provinces et territoires. Page 194

7b Growth Rates for the Estimates of Total Weekly Payrolls, for Employees paid by the Hour, for Selected Industries, Canada, Provinces and Territories. Page 204

7b Taux de croissance pour les estimations de la rémunération hebdomadaire brute, pour les salariés rémunérés à l'heure, pour une sélection d'industries, Canada, provinces et territoires. Page 204

● Survey Overview of the Survey of Employment, Payrolls and Hours. Page 213

● Aperçu de l'Enquête sur l'emploi, la rémunération et les heures. Page 213

● How to Access Electronic data. Page VI

● Comment accéder aux données électroniques. Page VI

Table of Contents

Table des matières

Help-Wanted Index

Indice de l'offre d'emploi

	Page
Charts	237
Concepts and Methods	239
Tables: Regions/Provinces	
Canada, Atlantic	220
Newfoundland, Prince Edward Island	221
Nova Scotia, New Brunswick	222
Quebec, Ontario	223
Prairie Provinces, Manitoba	224
Saskatchewan, Alberta	225
British Columbia	226
Tables: Metropolitan Areas	
St. John's	226
Charlottetown, Halifax	227
Saint John, Moncton	228
Quebec, Sherbrooke	229
Montreal, Ottawa-Hull	230
Toronto, Hamilton	231
London, Sudbury	232
Winnipeg, Regina	233
Saskatoon, Calgary	234
Edmonton, Vancouver	235
Victoria	236
Annex:	
1 Calculation of an index	245
2 Weights used in the construction of the Help-Wanted Index	247

	Page
Graphiques	237
Concepts et méthodes	239
Tableaux: Régions/Provinces	
Canada, Provinces de l'Atlantique	220
Terre-Neuve, Île-du-Prince-Édouard	221
Nouvelle-Écosse, Nouveau-Brunswick	222
Québec, Ontario	223
Provinces des Prairies, Manitoba	224
Saskatchewan, Alberta	225
Colombie-Britannique	226
Tableaux: Régions métropolitaines	
St. John's	226
Charlottetown, Halifax	227
Saint John, Moncton	228
Québec, Sherbrooke	229
Montréal, Ottawa-Hull	230
Toronto, Hamilton	231
London, Sudbury	232
Winnipeg, Régina	233
Saskatoon, Calgary	234
Edmonton, Vancouver	235
Victoria	236
Annexe:	
1 Calcul d'un indice	245
2 Poids utilisés pour construire l'indice de l'offre d'emploi	247

Table of Contents

Table des matières

How to receive ASCII files to import the data into spreadsheet format:

The purchase of this electronic product also includes ASCII comma delimited files which will allow you to import the data into the spreadsheet of your choice. While unable to provide these files during the downloading of this product, there are various ways to receive them.

- ◆ The most expedient way is to e-mail us directly at labour@statcan.ca
- ◆ You may also phone us at (613) 951-4090, fax us at (613) 951-4087 or write us at: Statistics Canada, Labour Division, Jean Talon Bldg., 7-A2, Ottawa, Ontario, K1A0T6

Employment, Payrolls and Hours tables:

The file names are constructed using the table number format from this publication followed by the geographic abbreviation. These files contain data from 1983 to 1998.

Example: Table 1 for Manitoba: TAB1_MB.PRN

Geographic abbreviations

CA = Canada	MB = Manitoba
NF = Newfoundland	SK = Saskatchewan
PE = Prince Edward Island	AB = Alberta
NS = Nova Scotia	BC = British Columbia
PQ = Quebec	YT = Yukon
ON = Ontario	NT = Northwest Territories

Comment obtenir les fichiers ASCII de ce produit afin d'importer les données dans un chiffrier électronique:

L'achat de ce produit électronique vous procure également des fichiers ASCII (délimités par des virgules), qui vous permettront d'importer les données dans un chiffrier de votre choix. Comme il est impossible d'obtenir ces fichiers lors du téléchargement de ce produit, il y a plusieurs autres façons de les recevoir.

- ◆ La façon la plus opportune est de communiquer avec nous via courrier électronique à labour@statcan.ca
- ◆ Vous pouvez également nous rejoindre par téléphone au (613)951-4090, par télécopieur au (613)951-4087 ou vous pouvez nous écrire à l'adresse suivante: Statistique Canada, Division du travail, Édifice Jean Talon, 7-A2, Ottawa, Ontario, K1A 0T6

L'emploi, la rémunération et les heures:

Les données sont classées selon le numéro de tableau relatif à cette publication suivi de l'abréviation géographique. Ces filières comprennent des données à partir de 1983 à 1998.

Exemple: Tableau 1 pour le Manitoba : TAB1_MB.PRN

Abréviations géographiques

CA = Canada	MB = Manitoba
NF = Terre-Neuve	SK = Saskatchewan
PE = Île-du-Prince-Édouard	AB = Alberta
NS = Nouvelle-Écosse	BC = Colombie-Britannique
PQ = Québec	YT = Yukon
ON = Ontario	NT = Territoires du Nord-Ouest

Table 1

Tableau 1

Estimates of Employment, for All Employees, by industry, Canada, Provinces and Territories.

Employment growth rates in 1998 were highest in Yukon (+7.04%) and Saskatchewan (+4.06%).

Estimations de l'emploi, pour l'ensemble des salariés, par industrie, Canada, provinces et territoires.

En 1998, le Yukon (+7,04%) et la Saskatchewan (+4,06%) ont enregistré les plus hauts taux de croissance.

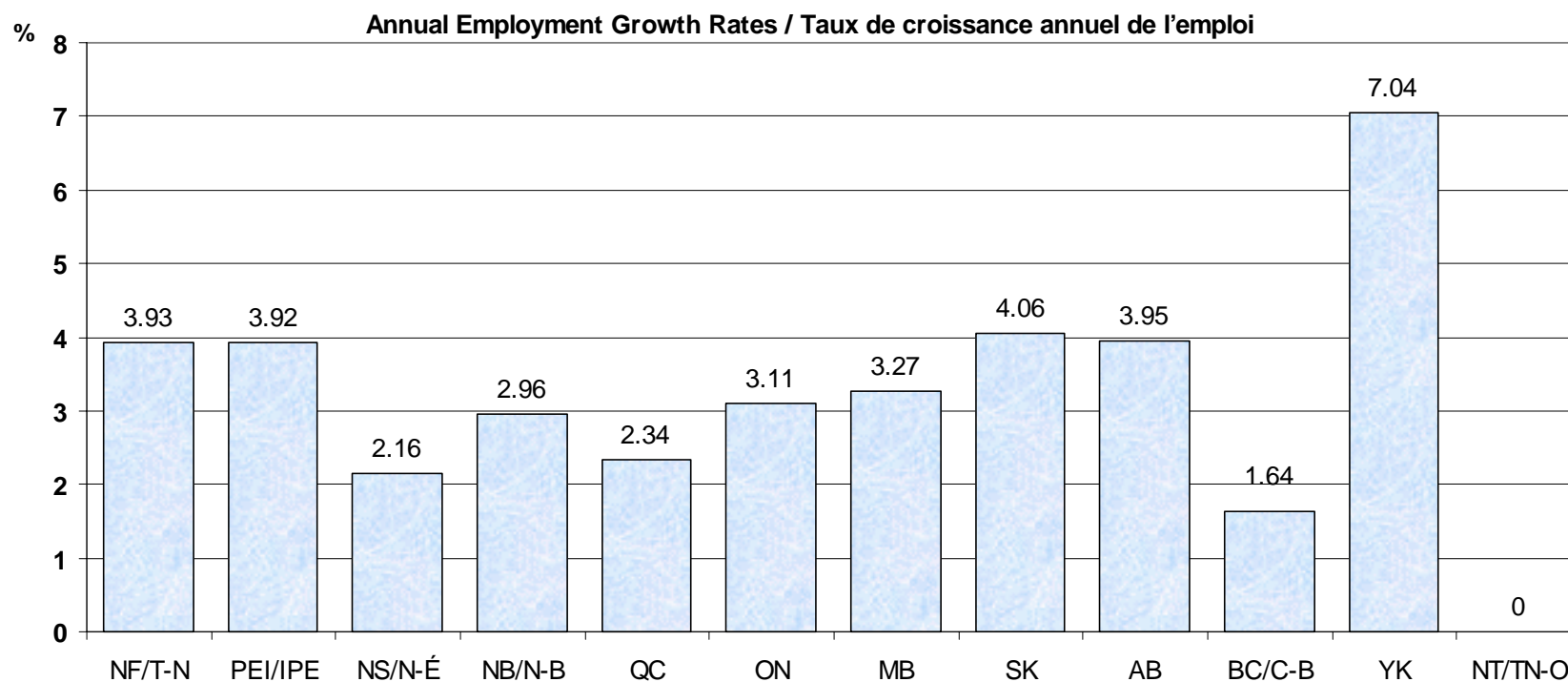


Table 1

Estimates of Employment, for All Employees, by Industry, Canada, Provinces and Territories.

Tableau 1

Estimations de l'emploi, pour l'ensemble des salariés, par industrie, Canada, provinces et territoires.

SIC 1980 CTI	Industry Industrie	EMPLOYMENT IN THOUSANDS - EMPLOI EN MILLIERS												
		1986	1987	1988	1989	1990	1991	1992	1993	1994	1995	1996	1997	1998
CANADA														
041-051	Logging and forestry - Exploitation forestière et serv. forestiers	61.0	68.1	67.0	68.8	62.9	62.2	60.9	64.7	65.6	68.3	65.8	66.9	66.7
041	Logging - Exploitation forestière	46.7	52.7	50.5	51.4	44.9	45.2	42.6	44.9	46.3	48.6	47.3	48.7	47.2
051	Forestry services - Services forestiers	14.3	15.4	16.5	17.4	18.0	17.0	18.3	19.8	19.4	19.6	18.5	18.2	19.4
061-092	Mining (incl. milling), quarrying and oil wells Mines (y compris broyage), carrières et puits de pétrole	157.7	157.6	164.3	160.8	157.7	151.0	133.1	124.8	137.1	134.4	131.2	143.4	142.7
061-063	Mining - Mines	66.2	66.3	67.5	67.5	65.5	58.8	54.5	50.7	50.2	51.6	51.1	55.7	50.9
061	Metal mines - Mines de métaux	44.0	44.7	45.8	46.0	43.8	38.0	36.2	33.2	32.5	33.5	33.5	36.4	33.4
062	Non-metal mines (except coal) - Mines de minerais non métalliques (sauf le charbon)	11.3	11.8	11.3	11.2	11.0	10.1	9.8	9.7	9.7	9.7	9.2	11.0	10.5
063	Coal mines - Mines de charbon	11.0	9.9	10.4	10.3	10.7	10.7	8.5	7.8	8.0	8.4	8.4	8.2	7.0
071-071	Crude petroleum & natural gas - Pétrole brut et gaz naturel	41.8	40.5	42.6	43.7	43.9	44.5	40.2	33.2	35.8	35.8	34.9	36.3	37.9
081-082	Quarries and sand pits - Carrières et sablières	4.4	5.9	6.2	7.5	8.8	7.8	7.1	7.6	8.6	8.9	8.2	8.4	9.6
081	Stone quarries - Carrières	1.4	1.9	2.1	2.4	3.0	2.6	2.6	2.1	2.8	2.6	2.4	2.3	3.1
082	Sand and gravel pits - Sablières et gravières	3.0	4.0	4.1	5.1	5.7	5.1	4.5	5.5	5.9	6.4	5.8	6.2	6.5
091-092	Services incidental to mineral extraction - Industries des services miniers	45.3	44.9	48.0	42.1	39.5	39.9	31.2	33.2	42.5	38.1	37.0	43.0	44.3
091	Services incid. to crude petroleum & nat. gas - Services relat. au pétrole brut et au gas nat.	31.5	30.4	32.4	29.0	28.1	29.9	23.1	25.4	32.9	28.2	26.4	32.2	35.0
092	Services incidental to mining - Services relatifs à l'extraction minière	13.8	14.5	15.6	13.1	11.4	10.0	8.1	7.8	9.6	9.9	10.6	10.9	9.3
101-399	Manufacturing - Industries manufacturières	1,860.3	1,944.6	1,992.3	2,030.8	1,910.5	1,713.6	1,620.4	1,617.2	1,654.8	1,697.2	1,737.7	1,800.4	1,872.6
	Non-durable goods - Biens non durables	876.5	911.0	916.8	925.7	889.5	814.7	756.2	766.7	761.5	766.0	774.9	796.3	820.7
	Durable goods - Biens durables	983.8	1,033.6	1,075.5	1,105.1	1,021.0	899.0	864.2	850.4	893.3	931.3	962.8	1,004.1	1,051.9
101-109	Food - Aliments	190.1	203.8	207.7	202.7	197.4	187.8	184.0	179.6	181.0	182.7	188.5	190.9	198.7
101	Meat and poultry products - Viande & volaille	42.2	46.5	48.1	47.5	45.4	42.5	45.0	44.2	46.2	45.1	45.1	46.7	49.3
102	Fish products - Transformation du poisson	24.0	27.5	28.2	26.4	25.1	23.7	22.5	19.1	19.0	17.5	20.6	21.0	23.3
103	Fruit & vegetable - Fruits et légumes	19.9	21.2	20.9	19.8	19.5	17.2	16.2	16.5	14.7	16.5	17.3	19.1	16.4
104	Dairy products - Produits laitiers	20.9	21.6	21.7	22.2	23.3	23.6	20.6	20.2	20.8	23.7	22.2	22.0	23.5
105	Flour, cereal & feed - Farine, céréales et aliments pour animaux	17.4	17.5	17.4	17.1	17.2	17.0	15.0	16.2	16.5	15.8	16.7	16.8	17.9
106	Vegetable oil mills (ex. corn oil) - Huiles végétales (sauf l'huile de maïs)	0.8	0.9	0.9	0.9	0.9	0.8	0.8	1.1	1.1	1.6	1.9	1.8	1.3
107	Bakery products - Produits de boulangerie-pâtisserie	29.5	31.9	32.1	30.7	30.3	27.0	27.9	27.8	27.1	27.1	27.1	27.4	28.7
108	Sugar & sugar confectionery - Sucre et confiseries	8.4	8.5	8.8	8.5	8.3	8.7	9.5	9.6	8.6	11.7	10.2	7.8	9.3
109	Other food products - Autres produits alimentaires	26.9	28.2	29.7	29.5	27.4	27.1	26.4	24.9	26.9	23.8	27.6	28.2	29.0
111-114	Beverages - Boissons	33.4	32.4	32.5	31.5	31.2	26.7	24.7	24.6	25.8	25.1	22.5	24.6	27.0
121-122	Tobacco products - Produits du tabac	6.3	5.7	5.3	5.1	4.8	4.8	4.8	4.7	4.5	4.4	4.4	4.6	4.6
151-159	Rubber products - Produits en caoutchouc	23.2	24.2	23.0	22.6	22.0	18.7	17.3	20.8	22.1	22.0	23.8	24.2	23.2
161-169	Plastic products - Produits en matière plastique	43.7	51.1	55.2	63.2	62.4	60.8	42.5	47.6	50.3	52.0	57.6	64.3	68.9
171-171	Leather & allied products - Cuir et produits connexes	27.6	24.5	22.3	20.7	18.8	14.4	15.4	12.8	11.8	11.9	11.8	11.9	11.0
181-183	Primary textiles - Textiles de première transformation	24.8	25.1	24.9	22.9	20.4	18.2	19.0	17.2	18.8	19.7	19.7	19.7	20.5
191-199	Textile products - Produits textiles	31.6	33.0	33.7	31.8	27.8	26.4	24.7	27.6	28.1	25.8	28.0	31.4	32.6
243-249	Clothing - Habillement	120.6	120.7	120.8	116.2	110.2	90.6	75.8	85.1	83.8	84.3	85.0	87.9	90.4

Annual Estimates of Employment, Earnings and Hours, 1986-1998, Statistics Canada
Estimations annuelles de l'emploi, des gains et de la durée du travail, 1986-1998, Statistique Canada

Table 1

Estimates of Employment, for All Employees, by Industry, Canada, Provinces and Territories.

Tableau 1

Estimations de l'emploi, pour l'ensemble des salariés, par industrie, Canada, provinces et territoires.

SIC	Industry	EMPLOYMENT IN THOUSANDS - EMPLOI EN MILLIERS												
		1986	1987	1988	1989	1990	1991	1992	1993	1994	1995	1996	1997	1998
1980														
CTI	Industrie													
CANADA														
243	Men's & boys' clothing - Vêtements pour hommes et garçonnets	36.3	35.6	35.3	33.9	34.7	29.5	28.6	29.3	29.1	31.3	29.4	29.5	30.6
244	Women's clothing - Vêtements pour dames	40.9	41.5	42.5	39.2	33.4	25.6	20.5	25.9	25.1	25.4	27.9	28.9	30.3
245-249	Clothing n.e.c. - Habillement n.c.a.	43.3	43.6	43.0	43.1	42.2	35.4	26.8	29.8	29.6	27.6	27.6	29.6	29.4
251-259	Wood - Bois	100.6	115.8	119.8	122.2	114.7	98.1	96.0	99.7	114.6	115.5	123.2	131.0	136.3
256-259	Wood n.e.c. - Bois n.c.a.	10.3	10.4	11.3	11.3	11.8	10.9	11.3	13.6	15.3	15.5	15.9	15.8	16.1
251	Sawmill, planing mill & shingle mill products - Scieries, ateliers de rabotage et usines de bardeaux	49.2	56.6	61.7	57.3	59.5	53.5	50.8	49.5	56.6	57.6	64.6	65.9	67.4
252	Veneer & plywood - Placages & contreplaqués	8.2	9.6	9.5	8.9	8.7	7.6	7.2	7.5	8.8	9.1	8.9	10.2	10.0
254	Sash, doors & other millwork - Portes, châssis et autres bois travaillés	32.9	39.3	37.4	44.6	34.6	26.0	26.6	29.0	33.8	33.2	33.8	39.0	42.7
261-269	Furniture & fixtures - Meubles et articles d'ameublement	63.1	62.5	64.1	68.5	59.7	53.2	46.3	43.7	47.7	47.4	50.4	57.7	61.5
261	Household furniture - Meubles de maison	38.0	36.2	36.8	39.3	32.5	27.9	22.4	21.7	21.9	22.1	21.4	24.2	25.3
264	Office furniture - Meubles de bureau	12.2	13.7	13.6	13.9	12.4	10.8	9.4	9.3	11.3	10.2	11.7	11.9	12.3
269	Other furniture & fixtures - Autres meubles et articles d'ameublement	12.9	12.6	13.7	15.3	14.7	14.6	14.6	12.7	14.5	15.1	17.2	21.6	23.9
271-279	Paper & allied products - Papier et produits connexes	119.8	124.3	127.0	128.6	123.7	114.7	105.7	101.5	99.5	99.7	98.9	99.2	96.4
271	Pulp & paper - Pâtes et papiers	82.4	84.7	85.6	85.7	82.2	77.2	69.3	66.9	65.0	65.1	62.5	61.7	59.9
272	Asphalt roofing - Papier-toiture asphalté	1.3	1.6	1.6	1.7	1.5	1.4	1.7	1.6	1.6	1.5	1.5	1.7	1.5
273	Paper boxes & bags - Boîtes en carton et sacs en papier	16.2	17.6	18.1	18.1	17.3	15.3	15.3	16.9	18.6	18.9	18.4	19.4	19.4
279	Other converted paper products - Autres produits en papier transformé	19.9	20.5	21.7	23.1	22.6	20.8	19.4	16.2	14.4	14.1	16.5	16.4	15.7
281-284	Printing, publishing & allied ind. - Imprimerie, édition et industries connexes	144.8	157.1	152.3	163.4	155.2	142.2	139.0	147.1	140.7	144.9	140.1	141.4	147.9
281	Commercial printing - Impression commerciale	66.6	71.8	64.1	70.4	65.0	58.7	59.6	66.1	62.7	67.0	63.7	64.5	67.7
282	Platemaking, typesetting & bindery - Clichage, composition et reliure	18.3	20.9	19.2	19.2	16.9	15.1	14.1	15.2	16.5	17.1	16.8	16.2	16.5
283	Publishing - Édition	22.6	26.6	30.7	34.0	32.5	29.9	28.0	28.5	27.5	26.6	27.5	29.1	32.6
284	Combined publishing & printing - Impression et édition combinées	37.3	37.8	38.3	39.7	40.8	38.5	37.2	37.3	34.0	34.2	32.1	31.6	31.1
291-299	Primary metals - Première transformation des métaux	99.8	100.5	103.3	102.2	91.3	84.5	80.2	80.0	80.8	84.6	83.7	81.2	83.6
291	Primary steel - Sidérurgie	47.4	47.7	48.4	47.9	40.7	37.5	34.8	33.4	31.5	33.7	33.5	33.4	34.4
292	Steel pipes & tubes - Tubes et tuyaux d'acier	5.8	5.8	6.2	5.9	5.5	6.0	5.7	5.6	5.2	5.5	6.1	5.5	5.7
294	Iron foundries - Fonderies de fer	7.4	8.0	8.3	7.4	6.4	5.4	5.0	5.4	7.1	7.3	6.0	4.9	5.2
295	Non-ferrous metal smelting & refining - Fonte et affinage des métaux non-ferreux	24.2	24.3	25.1	26.1	25.5	22.5	20.7	21.2	20.5	21.7	22.5	19.2	19.4
296	Aluminum rolling, casting & extruding - Laminage, moulage et ext. de l'aluminium	6.0	5.7	5.7	5.6	5.2	6.8	7.5	7.3	7.8	6.5	7.3	9.0	9.4
297	Copper & alloy rolling, casting & extruding - Laminage, moulage et extrusion du cuivre et de ses alliages	3.4	3.3	3.6	3.4	2.9	2.2	2.0	2.0	1.8	3.8	2.2	2.6	2.8
299	Other metal rolling, casting & extruding - Autre laminage, moulage et extrusion des métaux	5.6	5.8	6.0	6.0	5.2	4.1	4.4	5.1	6.9	6.0	6.2	6.5	6.6
301-309	Fabricated metal products - Fabrication des produits métalliques	163.2	169.8	174.3	180.3	170.1	145.9	140.1	135.4	143.5	146.3	154.0	165.3	175.0
301	Power boilers & heat exchangers - Chaudières à pression et échangeurs de chaleur	4.1	4.1	4.1	4.2	4.4	4.7	4.5	4.7	4.9	4.1	3.7	3.1	2.9
302	Fabricated structural metal products - Éléments de charpentes métalliques	17.6	19.2	21.1	23.7	21.7	17.0	16.5	15.0	16.7	15.7	15.6	17.7	19.9
303	Ornamental & architectural metal products - Produits métalliques d'ornement et d'architecture	19.7	22.5	22.9	24.3	23.9	17.1	16.0	14.4	12.5	12.4	16.2	15.1	16.1
304	Stamped, pressed & coated metal products - Embout., matriçage et revêtement des métaux	47.0	45.6	48.8	47.7	43.6	40.1	32.2	30.2	34.8	31.5	30.2	33.1	33.5

Annual Estimates of Employment, Earnings and Hours, 1986-1998, Statistics Canada
Estimations annuelles de l'emploi, des gains et de la durée du travail, 1986-1998, Statistique Canada

Table 1
Estimates of Employment, for All Employees, by Industry, Canada, Provinces and Territories.

Tableau 1
Estimations de l'emploi, pour l'ensemble des salariés, par industrie, Canada, provinces et territoires.

SIC	Industry	EMPLOYMENT IN THOUSANDS - EMPLOI EN MILLIERS												
		1986	1987	1988	1989	1990	1991	1992	1993	1994	1995	1996	1997	1998
1980														
CTI	Industrie													
CANADA														
305	Wire & wire products - Fil métallique et ses produits	16.7	16.0	16.4	17.1	15.8	13.4	13.8	13.3	11.2	11.6	12.8	13.7	15.0
306	Hardware, tools & cutlery - Articles de quincaillerie, d'outillage et coutellerie	20.9	23.7	23.4	21.6	20.2	18.7	20.8	19.0	27.6	22.8	25.3	27.9	31.0
307	Heating equipment - Matériel de chauffage	4.2	4.9	5.3	5.8	5.3	4.3	4.4	4.6	4.1	4.1	5.4	4.5	4.8
308	Machine shops - Ateliers d'usinage	22.0	22.8	20.5	22.4	22.2	19.3	20.1	21.1	20.4	28.1	29.1	31.3	31.6
309	Other metal fabricating - Autres produits en métal	10.9	10.9	11.9	13.4	13.0	11.4	11.9	13.2	11.3	16.1	15.8	18.9	20.2
311-319	Machinery (ex. elect. mach.) - Machinerie (sauf électrique)	79.6	79.1	84.9	94.8	80.0	66.1	64.3	64.9	74.9	83.6	89.4	94.5	95.0
311	Agricultural implements - Instruments aratoires	5.6	6.0	5.9	6.5	6.7	6.0	6.6	7.4	7.9	8.0	10.7	12.1	11.6
312	Commercial refrig. & air cond. equip. - Matériel commer. de réfrigération & climatisation	5.5	5.4	5.6	5.9	5.0	3.4	3.0	3.4	3.3	3.7	3.6	4.1	4.5
319	Other machinery & equipment - Autres machineries et équipements	68.5	67.7	73.4	82.3	68.3	56.6	54.7	54.1	63.7	71.9	75.1	78.2	79.0
321-329	Transportation equipment - Matériel de transport	200.4	212.5	224.1	232.4	221.0	200.2	196.3	196.9	207.8	213.8	223.3	224.1	238.2
321	Aircraft & aircraft parts - Aéronefs et pièces d'aéronefs	33.5	37.5	39.1	41.7	45.3	43.2	40.9	35.9	35.5	36.9	40.3	42.3	43.0
323	Motor vehicles - Véhicules automobiles	48.0	48.6	49.0	52.1	50.3	50.6	49.9	52.0	52.9	52.8	54.3	51.3	53.6
324	Truck & bus bodies & trailers - Carrosseries de camions, d'autobus et de remorques	11.9	14.0	15.2	15.7	13.0	9.5	10.9	9.7	11.9	12.9	13.8	16.4	18.2
325	Motor vehicle parts & accessories - Pièces et accessoires pour véhicules automobiles	81.0	85.3	89.6	92.3	86.8	74.3	72.1	77.5	83.8	88.1	92.2	92.2	99.8
326	Railroad rolling stock - Matériel ferroviaire roulant	6.8	6.8	7.3	7.5	6.6	6.7	7.1	6.5	8.5	9.7	9.0	8.6	9.0
327	Shipbuilding & repair - Construction et réparation de navires	8.7	7.7	9.7	11.9	11.9	10.9	10.3	9.2	7.4	6.5	4.9	4.9	..
328	Boatbuilding & repair - Construction et réparation d'embarcations	8.9	10.6	12.1	8.9	4.8	3.2	3.0	3.8	5.2	4.7	..
331-339	Electrical & electronic products - Produits électriques et électroniques	144.1	150.7	157.0	160.2	146.7	125.8	119.7	115.6	113.6	118.8	117.3	121.0	125.3
330	Electrical & electronic products n.e.c. - Produits électriques et électroniques n.c.a.	37.7	39.0	39.5	38.8	35.5	27.6	24.5	19.1	19.1	17.4	16.1	16.3	16.2
332	Major appliances (electric & non-elect.) - Gros appareils (électriques ou non)	8.6	9.4	9.7	9.4	7.6	7.4	6.1	6.7	7.3	7.3	6.3	4.9	5.2
335	Communication & other electronic equip. - Equip. de comm. et autre matériel électronique	49.2	51.2	54.2	57.9	50.5	45.1	46.7	52.5	51.2	59.2	56.6	59.2	62.3
336	Office, store & business machines - Machines pour bureaux, magasins et commerces	14.8	15.8	16.4	16.3	15.8	13.1	15.2	11.6	13.2	13.6	15.1	15.8	16.3
337	Electrical industrial equipment - Matériel électrique d'usage industriel	21.6	22.0	23.6	23.8	24.3	20.1	16.9	17.8	15.2	16.2	18.0	20.9	21.1
338	Communications & energy wire and cable - Fils et câbles électr. et de communication	12.2	13.2	13.7	13.9	13.1	12.5	10.3	7.8	7.7	5.1	5.3	4.0	4.2
351-359	Non-metallic mineral products - Produits minéraux non métalliques	49.6	53.6	55.2	54.8	52.2	44.0	42.7	41.2	41.8	44.9	44.1	46.8	50.3
350	Non-metallic mineral products n.e.c. - Produits minéraux non métalliques n.c.a.	15.4	15.8	16.5	16.3	16.6	13.8	14.7	14.4	14.3	15.2	14.1	14.6	15.7
352	Hydraulic Cement - Ciment hydraulique	6.7	6.3	5.3	4.8	4.8	3.3	3.2	2.5	2.4	2.4	2.4	2.6	2.9
354	Concrete products - Produits en béton	8.1	8.9	9.3	10.5	9.9	8.3	7.5	6.4	7.6	7.0	7.4	9.0	9.3
355	Ready-mix concrete - Béton préparé	6.8	8.9	10.2	10.6	9.6	8.9	9.2	9.0	9.2	9.6	9.9	10.6	11.7
356	Glass & glass products - Verre et articles en verre	12.7	13.7	13.9	12.7	11.2	9.7	8.0	8.9	8.3	10.7	10.3	10.0	10.8
361-369	Refined petroleum & coal products - Produits raffinés du pétrole et du charbon	23.3	21.1	21.5	21.3	19.4	17.7	17.3	13.9	13.1	12.1	12.6	12.1	13.2
361	Refined petroleum products - Produits raffinés du pétrole	22.4	19.9	20.3	20.1	18.5	16.9	16.5	13.0	12.0	10.9	11.1	10.4	11.1
369	Other petroleum & coal products - Autres ind. des prod. du pétrole et du charbon	0.8	1.2	1.2	1.1	0.9	0.8	0.9	1.0	1.2	1.3	1.5	1.6	2.1

Table 1

Estimates of Employment, for All Employees, by Industry, Canada, Provinces and Territories.

Tableau 1

Estimations de l'emploi, pour l'ensemble des salariés, par industrie, Canada, provinces et territoires.

SIC 1980 CTI	Industry Industrie	EMPLOYMENT IN THOUSANDS - EMPLOI EN MILLIERS												
		1986	1987	1988	1989	1990	1991	1992	1993	1994	1995	1996	1997	1998
CANADA														
371-379	Chemical & chemical products - Produits chimiques	87.3	87.9	90.6	95.8	96.2	91.7	86.0	84.1	81.8	81.3	82.0	84.1	86.4
371	Industrial chemicals n.e.c. - Produits chimiques d'usage industriel n.c.a.	16.2	16.6	16.5	17.9	18.0	18.1	17.6	20.1	19.1	18.8	19.2	17.9	15.6
372	Agricultural chemicals - Produits chimiques d'usage agricole	4.8	4.7	4.7	4.9	4.8	4.6	4.4	4.4	4.9	3.4	3.4	3.5	3.5
373	Plastic & synthetic resin - Matières plastiques et résines synthétiques	5.2	5.1	5.3	5.3	5.3	4.5	4.8	5.5	6.4	6.2	6.5	7.1	7.7
374	Pharmaceuticals & medicine - Produits pharmaceutiques et médicaments	17.1	17.1	18.2	19.8	20.9	21.5	20.7	20.4	19.3	21.0	20.7	21.9	22.6
375	Paint & varnish - Peintures et vernis	7.1	7.2	7.9	8.4	7.4	7.3	6.0	6.5	6.6	5.7	6.6	7.0	7.5
376	Soap & cleaning compounds - Savons et composés pour nettoyage	8.9	8.6	9.0	9.1	8.8	8.4	7.6	6.7	5.5	5.8	5.7	5.9	5.7
377	Toilet preparations - Produits de toilette	6.6	7.7	8.2	8.6	8.5	7.5	6.8	6.0	5.5	7.4	6.3	7.4	9.4
379	Other chemical products - Autres produits chimiques	21.3	20.9	20.6	21.7	22.5	19.8	18.1	14.4	14.5	13.1	13.7	13.4	14.2
391-399	Other manufacturing industries Autres industries manufacturières	83.3	89.0	92.7	89.7	85.4	81.1	78.7	73.0	68.4	76.3	77.4	82.6	86.6
401-449	Construction - Construction	503.8	529.9	557.6	612.1	602.7	503.0	458.2	440.3	450.9	455.0	455.5	472.7	499.0
401-402	Bldg, developing & general contracting - Constructeurs, promoteurs et entrep. généraux	119.1	120.9	133.9	158.0	144.1	114.6	108.6	102.3	101.4	97.1	96.8	100.2	105.8
401	Residential building & development - Promotion et construction de bâtiments résidentiels	80.1	80.3	89.2	105.4	95.5	74.5	75.4	72.0	68.4	66.3	65.3	68.8	72.2
402	Non-residential building & development - Promotion & constr. de bâtiments non résidentiels	39.0	40.6	44.7	52.6	48.7	40.2	33.3	30.3	33.0	30.9	31.4	31.4	33.6
411-412	Industrial & heavy (engineering) construction - Constr. lourde et industrielle (génie)	64.7	70.4	75.2	83.2	82.3	73.9	65.1	62.4	65.5	66.2	65.8	64.6	67.9
411	Industrial const. (other than buildings) - Constr. industrielle (autre que bâtiment)	14.6	14.2	16.6	16.7	17.5	13.8	12.0	13.9	17.2	18.8	15.1	14.8	15.8
412	Highway & heavy constr. - Constr. de routes et constr. lourde	50.0	56.2	58.6	66.5	64.8	60.2	53.1	48.6	48.3	47.5	50.8	49.8	52.1
421-429	Trade contracting - Entrepreneurs spécialisés	299.0	316.0	325.9	347.4	352.5	293.7	267.9	259.9	268.1	272.8	273.5	290.1	306.1
441-449	Services incidental to construction - Services relatifs à la construction	21.0	22.6	22.6	23.5	23.8	20.6	16.6	15.6	15.9	18.9	19.4	17.7	19.3
041-449	Goods producing industries - Branches productrices de biens	2,696.2	2,816.5	2,902.1	2,997.8	2,865.5	2,564.6	2,408.0	2,381.1	2,441.3	2,483.5	2,514.6	2,606.4	2,704.2
451-499	Transportation, storage, comm. & other utilities - Transp., entreposage, comm. et autres services publics	841.9	844.4	859.9	895.2	911.7	869.9	860.0	850.5	858.3	857.3	839.3	851.4	872.8
451-479	Transportation & storage - Transport et entreposage	479.4	476.5	484.2	504.7	512.4	472.3	464.9	464.2	467.0	463.7	459.3	476.0	488.4
451-459	Transportation - Transport	458.1	455.5	462.1	480.8	490.9	451.1	441.9	440.4	443.1	439.2	434.9	450.8	462.2
451	Air transport - Transport aérien	47.8	49.2	53.6	58.3	61.0	55.5	52.8	50.5	52.9	53.0	56.0	62.4	69.5
452	Services incidental to air transport - Services relatifs au transport aérien	7.3	8.1	7.6	7.6	7.2	6.3	5.6	5.8	8.2	7.9	5.4	7.8	8.7
453	Railway transport & related services - Transport et services ferroviaires	88.3	79.1	76.3	73.0	68.6	63.9	62.5	59.6	57.3	53.4	50.6	48.6	48.4
454	Water transport - Transport par eau	18.2	17.4	18.7	18.8	17.0	16.4	14.1	14.3	15.3	18.1	17.8	16.1	15.5
455	Services incidental to water transport - Services relatifs au transport par eau	12.4	13.4	12.9	13.5	13.1	12.2	10.9	12.4	13.7	13.9	11.7	10.6	10.6
456	Truck transport - Camionnage	136.5	139.4	142.7	150.8	144.9	127.3	127.2	127.7	131.4	135.8	140.7	151.1	153.1
457	Public passenger transit systems - Transport en commun	70.9	73.9	76.1	79.4	92.1	88.3	89.6	90.3	82.8	76.6	77.5	78.2	80.4

Annual Estimates of Employment, Earnings and Hours, 1986-1998, Statistics Canada
Estimations annuelles de l'emploi, des gains et de la durée du travail, 1986-1998, Statistique Canada

Table 1

Estimates of Employment, for All Employees, by Industry, Canada, Provinces and Territories.

Tableau 1

Estimations de l'emploi, pour l'ensemble des salariés, par industrie, Canada, provinces et territoires.

SIC	Industry	EMPLOYMENT IN THOUSANDS - EMPLOI EN MILLIERS												
		1986	1987	1988	1989	1990	1991	1992	1993	1994	1995	1996	1997	1998
1980														
CTI	Industrie													
CANADA														
458-459	Transportation n.e.c. - Transport n.c.a.	76.6	75.1	74.3	79.4	87.2	81.2	79.1	79.7	81.4	80.5	75.1	75.9	76.0
461-461	Pipeline transport - Transport par pipelines	7.9	7.7	8.1	8.4	9.0	8.7	8.9	8.3	8.1	7.9	7.0	7.0	6.6
471-479	Storage & warehousing - Entreposage et emmagasinage	13.4	13.2	14.0	15.5	12.5	12.5	14.0	15.5	15.8	16.6	17.3	18.2	19.5
471	Grain elevators - Silos à grain	6.0	6.4	6.3	5.6	5.6	5.5	6.3	5.9	6.4	6.2	5.5	6.2	6.1
479	Other storage & warehousing - Autres entreposage et emmagasinage	7.4	6.8	7.6	9.9	6.9	7.0	7.7	9.6	9.3	10.4	11.8	12.0	13.4
481-499	Communication & other utilities - Communications et autres services publics	362.5	368.0	375.7	390.5	399.3	397.6	395.2	386.3	391.4	393.5	380.1	375.4	384.4
481-484	Communication - Communications	249.1	251.7	254.9	265.2	267.5	262.8	259.7	252.2	258.4	264.9	255.7	252.4	261.1
481	Telecommunication broadcasting - Diffusion des télécommunications	39.9	38.2	37.6	42.0	40.8	39.5	40.6	41.8	41.7	40.9	40.6	41.1	41.2
482	Telecommunication carriers - Transmission des télécommunications	109.4	111.8	112.6	121.9	124.3	122.4	119.1	105.6	108.8	113.7	101.7	100.7	103.0
483	Other telecommunication - Autres télécommunications	2.8	2.6	2.6	2.8	2.8	2.6	2.6	1.9	1.8	1.9	2.4	2.4	2.1
484	Postal & courier service - Services postaux et services de messagers	97.1	99.1	102.2	98.6	99.6	98.2	97.5	102.9	106.0	108.3	110.9	108.1	114.9
491-499	Other Utilities - Autres services publics	113.4	116.3	120.9	125.3	131.8	134.8	135.5	134.1	133.0	128.6	124.4	123.0	123.3
491	Electric power systems - Énergie électrique	82.1	83.8	86.6	88.8	94.6	97.6	98.4	95.0	90.8	87.7	83.6	81.1	79.4
492	Gas distribution systems - Distribution de gaz	12.4	12.8	12.8	13.5	14.2	14.8	15.3	15.9	15.8	16.0	16.4	16.5	16.0
493	Water systems - Distribution d'eau	8.5	8.5	8.4	8.5	8.8	8.9	8.7	8.7	8.7	7.9	7.2	6.8	6.7
499	Other utilities n.e.c. - Autres services publics n.c.a.	10.4	11.2	13.0	14.5	14.2	13.6	13.0	14.5	17.8	17.1	17.1	18.5	21.2
501-692	Trade - Commerce	1,850.3	1,935.9	1,990.3	2,053.7	2,155.5	2,005.8	1,934.5	1,952.1	1,960.9	2,034.0	2,047.8	2,124.4	2,153.6
501-599	Wholesale Trade - Commerce de gros	545.9	571.1	591.3	619.5	637.8	613.2	601.6	594.7	608.1	647.6	669.4	711.2	731.0
501-501	Farm products - Produits agricoles	16.0	15.6	14.5	16.3	19.2	17.6	15.6	10.9	11.1	11.1	12.7	12.7	12.3
511-511	Petroleum products - Produits pétroliers	24.2	23.0	25.2	25.2	27.9	26.3	26.2	27.8	26.1	25.1	26.7	28.4	28.1
521-524	Food, beverage, drug & tobacco - Produits alimentaires, boissons, médicaments et tabac	86.7	90.8	93.9	97.1	96.4	95.8	98.2	94.8	93.5	99.3	102.9	110.3	114.4
523-524	Drug & tobacco - Médicaments & tabac	12.6	12.4	12.4	11.9	14.0	14.6	19.0	19.0	20.0	22.7	24.5	29.9	30.2
521	Food - Produits alimentaires	70.2	74.1	76.8	80.4	77.9	75.9	74.0	70.6	68.2	70.8	73.4	74.8	77.8
522	Beverages - Boissons	3.9	4.3	4.6	4.7	4.5	5.3	5.2	5.2	5.3	5.8	5.0	5.6	6.3
531-532	Apparel & dry goods - Vêtements et mercerie	25.2	21.6	24.5	19.5	20.2	18.3	20.2	15.4	16.7	19.2	17.6	19.3	19.2
531	Apparel - Vêtements	17.5	14.2	17.0	13.4	13.5	13.5	15.8	12.5	13.0	15.7	13.8	14.7	13.9
532	Dry goods - Tissus et articles de mercerie	7.7	7.5	7.4	6.1	6.7	4.7	4.3	2.9	3.6	3.5	3.8	4.6	5.3
541-543	Household goods - Articles ménagers	19.8	21.7	18.9	22.5	18.6	16.7	20.5	19.0	19.2	16.6	18.2	19.7	20.7
541	Electr. & electronic household appl. & parts - App. ménagers élect. & électroniques et pièces	5.9	6.2	7.2	7.1	7.6	6.7	8.2	7.6	6.9	7.1	7.5	7.9	9.0
542	Household furniture - Meubles de maison	2.6	2.9	2.2	2.2	2.0	1.5	1.6	1.7	1.9	2.0	1.6	1.8	1.5
543	Household furnishings - Accessoires ménagers	11.3	12.6	9.6	13.3	9.0	8.5	10.7	9.7	10.4	7.5	9.2	10.0	10.2
551-552	Motor vehicles, parts & accessories - Véhicules auto., pièces et accessoires	56.4	61.0	58.6	65.1	60.9	59.1	55.7	57.7	57.2	64.2	64.9	67.8	68.4
551	Motor vehicles - Véhicules automobiles	21.9	23.9	21.6	23.9	21.7	21.3	17.5	18.0	16.6	19.6	20.3	23.5	25.2
552	Motor vehicles parts & accessories - Pièces et accessoires de véhicules automobiles	34.4	37.1	37.1	41.1	39.2	37.8	38.2	39.7	40.6	44.6	44.5	44.4	43.3
561-563	Metals, hardware, plumbing, heating & building materials - Métaux, quincaillerie, matér. de plomberie, de chauffage et de construction	97.2	101.9	107.8	113.7	114.6	100.3	100.5	97.8	103.2	110.2	108.8	116.4	117.7
561	Metal & metal products - Métaux et produits en métal	11.5	10.9	12.3	11.0	12.2	10.9	10.8	10.6	13.1	16.3	13.8	14.8	15.0
562	Hardware, plumbing, heating & air cond. equip supplies - Quincaillerie, mat. & fournitures de plomb. chauffage & climatisation	30.6	31.5	33.9	35.4	34.5	30.8	30.7	25.8	28.3	29.6	30.9	31.7	32.2
563	Lumber & building materials - Bois et matériaux de construction	55.2	59.5	61.7	67.3	67.9	58.6	59.0	61.4	61.8	64.4	64.2	69.9	70.6

Annual Estimates of Employment, Earnings and Hours, 1986-1998, Statistics Canada
Estimations annuelles de l'emploi, des gains et de la durée du travail, 1986-1998, Statistique Canada

Table 1

Estimates of Employment, for All Employees, by Industry, Canada, Provinces and Territories.

Tableau 1

Estimations de l'emploi, pour l'ensemble des salariés, par industrie, Canada, provinces et territoires.

SIC 1980 CTI	Industry Industrie	EMPLOYMENT IN THOUSANDS - EMPLOI EN MILLIERS												
		1986	1987	1988	1989	1990	1991	1992	1993	1994	1995	1996	1997	1998
CANADA														
571-579	Machinery, equipment & supplies - Machines, matériel et fournitures	167.8	179.3	182.9	188.6	204.7	205.7	182.7	182.6	190.2	205.1	213.9	224.8	233.9
571	Farm machinery, equipment & supplies - Machines, matériel et fournitures agricoles	20.4	25.9	18.7	20.7	21.9	21.1	16.5	19.3	18.8	19.7	19.5	20.6	20.5
572	Const., forest. & mining mach. equip. & suppl.- Mach., mat. & fourn. (const., forêts, mines)	12.4	12.8	13.7	14.2	15.4	15.2	13.0	13.7	14.9	16.4	16.7	18.9	20.7
573	Industrial machinery, equipment & supplies - Machines, matériel et fournitures industriels	28.1	28.9	29.9	31.2	35.0	34.6	26.7	27.5	30.1	32.5	33.0	35.2	37.5
574	Electrical & electronic mach. equip. & supplies - Machines, matér., fourn. électric. & électro.	52.9	55.6	60.6	59.6	62.5	67.3	69.8	66.5	64.9	75.6	83.2	87.2	88.8
579	Other machinery, equipment & supplies - Autres machines, matériel et fournitures	54.1	56.1	59.9	62.8	69.9	67.5	56.7	55.7	61.6	60.8	61.5	62.9	66.3
591-599	Other wholesale products - Autres produits divers, commerce de gros	52.7	56.2	65.0	71.5	75.3	73.4	82.0	88.7	91.0	96.7	103.7	111.7	116.3
601-692	Retail trade - Commerce de détail	1,304.3	1,364.8	1,399.1	1,434.2	1,517.7	1,392.6	1,332.9	1,357.4	1,352.7	1,386.4	1,378.4	1,413.1	1,422.6
601-603	Food, beverage and drug - Aliments, boissons et médicaments	372.3	401.7	420.4	428.9	468.3	427.8	401.8	439.3	454.1	474.0	468.6	474.7	481.7
601	Food stores - Magasins d'alimentation	297.6	320.8	333.5	334.0	363.7	313.7	297.6	329.1	342.1	354.5	353.8	359.6	365.8
602	Liquor, wine & beer stores - Magasins de spiritueux, vin et bière	24.8	25.6	25.5	25.8	25.7	24.4	24.1	22.9	22.2	25.1	24.2	23.3	23.9
603	Prescription drugs & patent medicine stores - Mag. de médicaments sur ordonnance & brevétés	49.8	55.3	61.4	69.1	78.9	89.7	80.1	87.4	89.7	94.3	90.7	91.9	92.0
611-615	Shoe, apparel, fabric & yarn - Chaussures, vêtements, tissus et filés	131.2	143.8	150.0	153.5	160.4	140.4	130.7	127.0	132.4	136.9	139.7	144.3	137.6
611	Shoe stores - Magasins de chaussures	16.8	18.8	21.4	19.4	21.1	20.6	20.2	17.6	18.6	19.7	16.8	17.3	16.4
612	Men's clothing stores - Magasins de vêtements pour hommes	20.5	21.5	21.0	21.1	22.0	20.2	15.7	15.7	15.4	13.5	12.8	14.3	13.4
613	Women's clothing stores - Magasins de vêtements pour dames	51.6	55.3	56.2	56.9	57.0	48.5	44.9	49.6	52.8	53.4	56.6	58.6	53.7
614	Clothing stores n.e.c. - Magasins de vêtements n.c.a.	37.3	40.9	43.9	48.4	51.7	44.3	43.4	37.5	37.3	41.9	45.1	45.8	45.9
615	Fabric & yarn stores - Magasins de tissus et de filés	5.0	7.2	7.5	7.7	8.6	6.8	6.6	6.6	8.3	8.5	8.5	8.2	8.2
621-623	Household furniture, appliances & furnishings - Meubles, appareils et accessoires de maison	88.7	89.0	86.6	90.0	88.8	87.6	74.5	76.7	77.0	74.9	73.3	76.4	80.0
621	Household furniture stores - Magasins de meubles de maison	34.0	33.0	34.1	32.5	31.6	31.8	24.8	26.1	25.9	24.7	23.4	24.2	25.9
622	Appliance, TV, radio & stereo stores - Magasins ménagers, tv, radio & appar. stéréo	25.4	26.3	24.3	30.6	30.0	28.1	27.9	32.7	33.0	33.0	33.0	34.0	34.4
623	Household furnishings stores - Magasins d'accessoires d'ameublement	29.3	29.8	28.2	26.8	27.2	27.6	21.8	17.9	18.0	17.3	16.9	18.2	19.7
631-639	Auto vehicles, parts & access., sales & serv. - Véhicules autos, pièces & access., vente & serv.	312.6	321.6	330.1	348.0	367.7	316.5	316.5	313.1	304.4	307.9	307.0	314.1	320.2
631	Automobile dealers - Concessionnaires d'automobiles	90.4	90.5	87.3	101.5	110.5	103.2	101.5	104.5	101.2	108.0	109.6	114.1	117.9
632	Recreational vehicle dealers - Marchands de véhicules de loisir	14.5	16.3	16.2	16.9	17.7	12.4	11.9	11.0	10.2	10.3	10.2	10.7	11.2
633	Gasoline service stations - Stations-service	90.3	99.1	110.5	105.2	112.8	93.1	95.4	82.8	75.5	68.9	65.1	59.8	57.8
634	Automotive parts & accessories stores - Mag. de pièces et accessoires pour automobiles	42.4	41.6	39.3	40.8	46.6	42.0	40.4	42.0	40.4	40.7	41.7	46.1	48.9
635	Motor vehicle repair shops - Ateliers de réparation d'automobiles	67.4	65.4	66.7	74.0	70.5	57.8	58.9	65.2	67.3	69.7	69.6	71.8	71.8
639	Other motor vehicle services - Autres services pour automobiles	7.7	8.7	10.0	9.5	9.8	7.9	8.4	7.5	9.7	10.2	10.8	11.6	12.7
641-641	General merchandise stores - Magasins de marchandises diverses	223.5	220.0	217.5	220.9	217.9	226.7	210.5	191.7	183.1	184.0	180.8	185.1	182.9
651-692	Other retail n.e.c. - Autres commerces de détail n.c.a.	176.1	188.7	194.5	192.8	214.5	193.7	198.8	209.6	201.9	208.8	208.9	218.5	220.2

Annual Estimates of Employment, Earnings and Hours, 1986-1998, Statistics Canada
Estimations annuelles de l'emploi, des gains et de la durée du travail, 1986-1998, Statistique Canada

Table 1
Estimates of Employment, for All Employees, by Industry, Canada, Provinces and Territories.

Tableau 1
Estimations de l'emploi, pour l'ensemble des salariés, par industrie, Canada, provinces et territoires.

SIC	Industry	EMPLOYMENT IN THOUSANDS - EMPLOI EN MILLIERS												
		1986	1987	1988	1989	1990	1991	1992	1993	1994	1995	1996	1997	1998
1980														
CTI	Industrie													
CANADA														
701-761	Finance, insurance & real estate - Finances, assur. & affaires immobilières	647.8	675.4	719.0	733.1	737.4	722.3	700.1	688.0	670.5	670.0	679.9	704.2	718.5
701-749	Finance & insurance - Intermédiaires financiers et assurances	461.9	481.2	511.5	520.3	521.6	515.9	508.3	500.8	488.9	487.5	491.3	507.8	518.0
701-709	Deposit accepting intermediaries - Intermédiaires financiers de dépôts	252.5	257.8	269.0	278.5	295.8	301.1	288.1	285.9	279.0	276.5	271.4	279.1	279.0
701-702	Banks - Banques	166.6	170.9	177.9	184.4	196.2	197.9	195.7	194.8	193.7	193.0	190.4	195.6	194.4
703	Trust Companies - Sociétés de fiducie	30.8	31.8	33.7	35.2	37.7	38.2	36.8	30.7	28.4	25.3	22.8	23.7	23.9
704	Deposit accepting mortgage companies - Soc. de prêt hypothécaire recevant des dépôts	2.4	1.0	0.7	2.5	2.0	0.7	0.6	0.5	0.2	0.2	0.3
705	Credit unions - Caisses d'épargne et de crédit	52.5	53.8	56.4	56.1	59.6	63.9	54.7	59.6	56.0	57.8	57.7	59.1	60.0
709	Other deposit accepting intermediaries - Autres intermédiaires de dépôts	0.3	0.3	0.3	0.3	0.3	0.3	0.3	0.3	0.7	0.2	0.2
711-712	Consumer & business financing intermediaries - Crédit à la consommation et aux entreprises	20.2	20.3	21.5	21.7	21.7	20.4	20.8	19.8	17.8	15.9	16.4	17.2	18.2
721-729	Investment intermediaries - Intermédiaires d'investissement	69.0	77.0	90.4	88.7	74.2	63.5	70.6	59.6	60.5	65.2	70.9	75.3	78.1
731-733	Insurance - Assurances	90.7	91.0	92.4	93.2	98.2	102.8	101.1	105.2	100.4	96.7	99.0	99.5	102.3
741-749	Other financial intermediaries - Autres intermédiaires financiers	29.4	35.1	38.2	38.2	31.7	28.1	27.7	30.3	31.0	33.4	33.6	36.8	40.4
751-761	Real estate operators & insurance agent - Services immobiliers & agences d'assurances	185.9	194.2	207.4	212.8	215.8	206.4	191.8	187.3	181.6	182.5	188.7	196.3	200.6
751-759	Real estate operators (exc'l developers) - Services immobiliers (sauf lotisseurs)	90.8	86.7	90.7	94.2	92.4	90.0	81.2	87.2	86.0	88.4	89.7	95.2	98.9
761-761	Insurance & real estate agent - Agences d'assur. et agences immobilières	95.2	107.4	116.7	118.6	123.4	116.4	110.6	100.1	95.6	94.1	99.0	101.1	101.7
771-779	Comm., business & pers. services - Services socio-culturels, comm. et pers.	3,501.4	3,687.5	3,818.3	4,005.5	4,098.3	3,980.7	3,930.2	3,993.8	4,064.9	4,185.8	4,256.5	4,366.6	4,480.9
771-779	Business services - Services aux entreprises	508.4	535.1	546.1	595.3	615.3	567.0	536.1	555.6	587.0	631.5	683.8	737.9	798.6
771	Employment agencies & personnel suppliers - Bureaux de placement et location de pers.	49.1	53.9	59.8	71.7	63.6	54.1	45.7	59.7	69.0	79.4	92.3	103.4	112.6
772	Computer & related services - Services informatiques et services connexes	40.3	42.4	44.9	51.0	52.7	48.6	55.2	55.1	62.5	68.9	82.7	95.0	112.5
773	Accounting & bookkeeping services - Serv. de comptabilité et tenue de livres	49.0	51.0	51.7	56.0	59.9	60.2	57.9	60.6	56.8	57.6	58.8	58.9	59.7
774	Advertising services - Services de publicité	34.8	37.5	37.5	43.2	39.5	30.2	29.2	26.0	24.3	31.2	37.0	42.3	45.5
775	Arch., eng. & other scientific & tech. serv. - Arch., ingénieurs et autres serv. scient. et tech.	77.1	87.6	90.7	99.8	111.0	111.9	93.8	95.3	105.9	114.9	127.2	141.9	153.1
776	Offices of lawyers & notaries - Études d'avocats et de notaires	60.5	61.4	63.5	64.9	63.0	59.8	54.2	57.4	60.0	54.1	57.9	56.1	57.3
777	Management consulting services - Bureaux de conseils en gestion	82.2	78.9	68.3	85.6	90.8	73.4	77.5	75.8	76.0	84.5	87.0	91.5	99.0
779	Other business services - Autres services aux entreprises	115.4	122.4	129.7	123.0	134.9	128.8	122.7	125.6	132.7	141.0	140.8	148.8	158.8
851-859	Educational & related services - Services d'enseignement et services annexes	783.6	816.6	842.9	868.4	892.9	910.8	921.2	936.2	937.1	937.3	935.2	923.5	930.9
851-853	Educational services - Services d'enseignement	748.3	778.3	803.1	828.7	849.9	870.8	882.2	897.2	894.7	891.9	890.6	880.7	888.4
851	Elementary & secondary education - Enseignement élémentaire et secondaire	488.4	499.1	517.7	537.8	551.1	564.1	571.9	584.8	587.0	585.1	592.1	584.4	590.7
852	Post-second. non-university education - Enseignement postsecondaire non univers.	95.8	104.2	105.8	108.8	112.5	116.9	118.0	120.3	117.1	117.5	110.4	110.0	111.8
853	University education - Enseignement universitaire	164.2	175.0	179.5	182.1	186.3	189.8	192.3	192.1	190.6	189.4	188.1	186.2	186.0

Table 1
Estimates of Employment, for All Employees, by Industry, Canada, Provinces and Territories.

Tableau 1
Estimations de l'emploi, pour l'ensemble des salariés, par industrie, Canada, provinces et territoires.

SIC	Industry	EMPLOYMENT IN THOUSANDS - EMPLOI EN MILLIERS												
		1986	1987	1988	1989	1990	1991	1992	1993	1994	1995	1996	1997	1998
1980														
CTI	Industrie													
CANADA														
854-859	Libraries, museums & other educational serv. - Biblio., musées & autres serv. d'enseignement	35.3	38.3	39.8	39.7	43.0	40.0	38.9	39.0	42.4	45.3	44.6	42.8	42.5
854	Library services - Bibliothèques	20.0	21.0	21.3	21.6	23.3	22.5	21.0	20.6	20.6	20.1	17.4	15.8	16.3
855	Museums & archives - Musées et archives	8.1	8.7	8.9	8.8	9.8	9.9	8.4	8.6	9.9	10.4	10.3	10.7	10.5
859	Other educational services - Autres services d'enseignement	7.2	8.6	9.6	9.3	9.9	7.5	9.6	9.9	11.9	14.8	16.9	16.3	15.6
861-869	Health & social services - Services de soins de santé et services sociaux	990.5	1,031.6	1,086.2	1,115.0	1,151.3	1,159.1	1,157.9	1,161.6	1,169.0	1,212.4	1,199.4	1,207.7	1,214.5
861,862 & 864	Inst. health & soc. serv., in/out social institutions - Établ. de santé & serv. soc. en/hors institution	801.1	815.8	849.9	865.2	885.1	889.8	881.7	887.4	891.6	914.1	890.9	880.6	881.6
861	Hospitals - Hôpitaux	517.6	530.2	550.0	558.6	573.0	578.8	576.3	568.9	558.5	546.8	534.6	519.8	515.1
862	Other institutional health & social services - Autres établ. de soins de santé & serv. sociaux	197.3	198.6	207.8	213.5	214.6	206.5	200.8	205.5	213.7	237.7	223.4	222.1	222.4
864	Non-institutional social services - Services sociaux hors institution	86.2	87.0	92.1	93.2	97.5	104.4	104.6	113.0	119.4	129.5	132.9	138.7	144.0
863 & 865-869	Other health & social services n.e.c. - Autres services de soins de santé et sociaux n.c.a.	189.4	215.8	236.3	249.7	266.1	269.3	276.1	274.2	277.4	298.3	308.5	327.0	332.9
863	Non-institutional health services - Services de soins de santé hors institution	13.7	19.8	21.8	25.7	31.8	31.5	28.6	31.9	44.0	51.5	57.3	76.7	80.5
865	Private practice of physicians, surgeons & dentist - Cabinets privés de médecins chirurgiens, dentistes	94.8	109.4	115.3	119.5	127.2	128.0	134.8	130.6	123.8	129.7	131.7	133.9	134.0
866	Offices of other health practitioners - Cabinets d'autres praticiens de la santé	16.0	16.1	19.8	21.6	23.8	26.7	27.4	25.1	27.2	35.1	35.4	39.3	40.4
867	Offices of social services practitioners - Cabinets de spécialistes en services sociaux	0.7	0.6	0.6	0.7	0.8	1.1	1.4	1.6	2.5	2.5	2.9	3.4	3.5
868	Medical & other health laboratories - Laboratoires médicaux et autre lab. de santé	16.2	19.0	22.5	23.2	22.5	23.5	23.4	25.6	24.0	21.8	21.2	19.8	19.2
869	Health & social service assn's & agencies - Assoc. & org. de santé et de services sociaux	48.1	50.9	56.4	59.1	60.1	58.5	60.5	59.3	55.9	57.6	60.0	54.0	55.2
911-922	Accommodation, food & beverage services - Hébergement et restauration	709.6	758.0	779.9	828.3	810.4	748.2	736.7	763.4	756.7	786.2	800.5	827.9	846.9
911-914	Accommodation services - Services d'hébergement	176.7	190.0	199.6	219.0	204.1	183.0	186.5	176.7	167.9	165.4	173.2	174.2	178.7
912-914	Other accommodation services n.e.c. - Autres services d'hébergement n.c.a.	9.3	16.4	15.1	29.4	14.4	22.3	34.4	28.9	13.1	14.5	14.8	14.1	16.4
911	Hotels, motels & tourist courts - Hôtels, motels et camps pour touristes	167.4	173.6	184.5	189.6	189.8	160.7	152.1	147.9	154.8	150.9	158.3	160.1	162.3
921-922	Food & beverage services - Services de la restauration	532.9	568.0	580.3	609.3	606.3	565.2	550.2	586.7	588.8	620.8	627.3	653.7	668.2
921	Food services - Services de restauration	475.2	506.0	516.6	541.6	540.6	512.0	505.9	550.3	553.4	581.2	587.4	611.6	623.9
922	Taverns, bars & night clubs - Tavernes, bars et boîtes de nuit	57.8	62.0	63.7	67.7	65.7	53.2	44.3	36.4	35.4	39.7	39.9	42.0	44.3
961-999	Miscellaneous services - Services divers	509.2	546.2	563.2	598.4	628.5	595.6	578.4	577.0	615.1	618.5	637.7	669.7	689.9
961-969	Amusement & recreational services - Services de divertissements et de loisirs	146.7	151.9	165.7	162.6	178.2	168.4	169.6	171.9	183.1	187.8	193.8	205.2	212.7
960	Other amusement & recreational services n.e.c. - Autres serv. de divertis. et de loisirs n.c.a.	72.7	70.4	80.0	78.6	84.6	80.5	82.8	85.6	88.5	93.1	95.1	100.9	101.9
961	Motion picture, audio & video prod. & distr. - Prod. & distr. films et mat. audiovisuel	13.2	13.9	11.7	13.5	19.0	16.8	14.9	14.7	15.5	15.1	17.9	19.7	22.3
962	Motion picture exhibition - Projection de films cinématographiques	10.0	11.3	11.7	10.9	10.4	9.2	8.6	9.5	9.6	10.1	9.6	10.8	11.0
965	Sports & recreation clubs & services - Clubs sportifs et services de loisir	45.5	47.7	52.9	47.0	54.8	53.4	52.5	52.2	57.4	56.6	57.5	60.4	63.8
971-979	Personal services (exc'l private households) - Services personnels (excl. ménages)	87.5	99.8	101.7	107.5	113.0	112.3	102.8	102.9	108.5	110.2	111.3	111.1	114.1
971	Barber & beauty shops - Salons de coiffure et salons de beauté	41.4	43.3	44.7	48.5	50.1	48.7	47.2	50.0	50.0	50.9	50.2	52.6	53.3

Table 1

Estimates of Employment, for All Employees, by Industry, Canada, Provinces and Territories.

Tableau 1

Estimations de l'emploi, pour l'ensemble des salariés, par industrie, Canada, provinces et territoires.

SIC	Industry	EMPLOYMENT IN THOUSANDS - EMPLOI EN MILLIERS												
		1986	1987	1988	1989	1990	1991	1992	1993	1994	1995	1996	1997	1998
1980														
CTI	Industrie													
CANADA														
972	Laundries & cleaners - Serv. de blanchissage et de nettoyage à sec	20.0	23.0	23.1	24.0	30.1	33.2	27.7	25.5	28.9	28.6	28.8	29.7	31.7
973	Funeral services - Pompes funèbres	5.0	5.3	5.3	6.8	8.6	9.5	10.6	9.5	10.2	12.2	13.6	12.1	11.6
979	Other personal & household services - Autres services personnels et domestiques	21.1	28.2	28.6	28.2	24.1	20.8	17.3	17.9	19.4	18.5	18.6	16.7	17.4
982-986	Membership organizations - Associations	97.8	101.8	98.8	108.9	107.8	102.0	104.8	100.8	101.7	99.4	105.6	117.5	120.0
991-999	Other services - Autres services	177.2	192.8	197.0	219.4	229.6	213.0	201.2	201.5	221.9	221.1	227.0	235.9	243.1
990	Other services n.e.c. - Autres services n.c.a.	82.1	85.7	83.0	95.1	106.0	107.3	95.5	91.4	104.3	99.6	99.9	100.8	103.2
992	Automobile & truck rental & leasing services - Serv. de location d'automobiles et de camions	12.1	13.5	13.0	15.6	17.9	14.7	11.8	12.1	14.1	14.9	14.9	17.1	18.7
993	Photographers - Photographes	7.6	9.7	7.7	7.9	5.9	4.2	3.8	4.7	4.9	5.4	5.4	5.6	5.9
995	Services to buildings & dwellings - Serv. relatifs aux bâtiments et habitations	58.6	62.5	68.3	74.8	72.6	66.1	66.3	67.0	68.4	70.0	77.4	81.8	84.9
996	Travel services - Services de voyages	16.8	21.4	25.0	26.0	27.2	20.6	23.8	26.3	30.1	31.1	29.5	30.5	30.5
812-837 Public administration - Administration publique		704.9	697.9	711.1	721.2	732.8	750.0	749.7	735.0	728.6	713.9	693.6	674.3	669.6
812-817	Federal administration (exc'l the military) - Administration fédérale (sauf la défense)	265.1	256.9	257.8	259.9	264.1	272.7	272.1	266.1	264.7	252.1	242.3	223.9	220.2
822-827	Provincial administration - Administration provinciale	222.0	221.9	227.5	235.6	236.0	238.5	234.5	230.2	225.2	223.0	209.3	202.8	202.5
832-837	Local administration - Administration locale	217.8	219.1	225.8	225.8	232.7	238.8	243.2	238.6	238.8	238.9	242.0	247.6	247.0
451-484 Service producing industries - Branches 501-999 productrices de services		7,432.9	7,724.8	7,977.8	8,283.6	8,504.0	8,193.9	8,039.1	8,085.2	8,150.2	8,332.3	8,392.8	8,597.9	8,772.1
000-999 Industrial aggregate - Ensemble des industries		10,129.1	10,541.4	10,879.9	11,281.4	11,369.5	10,758.5	10,447.1	10,466.3	10,650.9	10,876.4	10,967.2	11,299.0	11,619.6
NEWFOUNDLAND TERRE-NEUVE														
041-051	Logging and forestry - Exploitation forestière et serv. forestiers	1.0	1.3	1.4	1.4	1.4	1.2	1.2	1.2	1.5	1.8	1.6	1.9	1.8
061-092	Mining (incl. milling), quarrying and oil wells - Mines (y compris broyage), carrières et puits de pétrole	2.7	2.9	3.3	3.5	3.5	2.8	2.4	2.5	2.8	2.5	2.6	2.8	3.1
101-399 Manufacturing - Industries manufacturières		16.4	18.4	18.5	18.2	16.8	14.4	12.6	11.5	10.9	11.6	12.4	12.8	15.3
	Non-durable goods - Biens non durables	14.0	15.8	15.7	14.8	13.5	11.8	9.9	9.3	8.0	8.8	10.0	10.3	12.1
	Durable goods - Biens durables	2.4	2.6	2.8	3.4	3.2	2.6	2.7	2.3	2.8	2.4	2.4	2.5	3.1
101-109	Food - Aliments	10.0	11.7	11.3	10.3	9.3	7.9	6.1	5.5	4.0	4.4	5.6	5.7	7.9
102	Fish products - Transformation du poisson	9.3	10.9	10.5	9.4	8.5	7.1	5.1	4.3	2.8	3.5	4.6	4.7	6.9
401-449 Construction - Construction		6.3	6.2	7.5	8.9	8.4	6.9	6.8	8.0	9.3	9.0	8.6	5.2	5.1
401-402	Bldg, developing & general contracting - Constructeurs, promoteurs et entrep. généraux	3.1	2.5	2.9	3.6	3.6	2.3	2.5	2.8	3.1	1.8	2.9
402	Non-residential building & development - Promotion & constr. de bâtiments non résidentiels	0.4	0.3	0.4	0.5	0.5	0.4	0.5	0.9	1.3	0.3	1.4
411-412	Industrial & heavy (engineering) construction - Constr. lourde et industrielle (génie)	0.9	1.2	1.3	1.2	1.2	1.3	1.2	2.1	3.0	3.7	2.9
421-429	Trade contracting - Entrepreneurs spécialisés	2.1	2.4	3.2	3.9	3.5	3.1	3.0	3.0	3.1	3.3	2.7	2.6	2.9

Annual Estimates of Employment, Earnings and Hours, 1986-1998, Statistics Canada
Estimations annuelles de l'emploi, des gains et de la durée du travail, 1986-1998, Statistique Canada

Table 1

Estimates of Employment, for All Employees, by Industry, Canada, Provinces and Territories.

Tableau 1

Estimations de l'emploi, pour l'ensemble des salariés, par industrie, Canada, provinces et territoires.

SIC 1980 CTI	Industry Industrie	EMPLOYMENT IN THOUSANDS - EMPLOI EN MILLIERS												
		1986	1987	1988	1989	1990	1991	1992	1993	1994	1995	1996	1997	1998
NEWFOUNDLAND TERRE-NEUVE														
041-449 Goods producing industries - Branches 491-499 productrices de biens		29.0	31.3	33.3	34.7	32.9	28.1	25.7	25.8	27.5	27.9	28.0	25.7	28.1
451-499 Transportation, storage, comm. & other utilities - Transp., entreposage, comm. et autres services publics		13.3	12.8	13.2	14.0	14.5	13.8	13.7	13.3	13.7	13.8	13.6	13.4	13.8
451-479 Transportation & storage - Transport et entreposage		6.4	5.9	6.1	6.9	7.2	6.5	6.6	6.2	6.0	6.2	5.4	5.1	5.4
481-499 Communication & other utilities - Communications et autres services publics		6.9	6.9	7.1	7.1	7.3	7.3	7.1	7.1	7.7	7.5	8.2	8.3	8.4
481-484 Communication - Communications		4.3	4.4	4.4	4.4	4.5	4.5	4.4	4.5	4.7	4.6	5.4	5.4	5.5
491-499 Other Utilities - Autres services publics		2.5	2.5	2.7	2.8	2.8	2.8	2.7	2.6	3.0	2.9	2.8	2.9	2.9
501-692 Trade - Commerce		21.5	24.6	26.6	29.1	31.7	29.2	27.6	26.7	29.7	30.3	29.3	28.8	30.6
501-599 Wholesale Trade - Commerce de gros		5.5	6.6	7.3	7.2	7.0	6.0	5.7	6.0	6.4	6.2	6.5	6.5	7.0
521-524 Food, beverage, drug & tobacco - Produits alimentaires, boissons, médicaments et tabac		2.0	2.5	2.9	2.7	2.6	2.3	2.1	2.1	2.0	1.8	2.1	2.2	2.4
601-692 Retail trade - Commerce de détail		16.0	18.0	19.3	21.8	24.8	23.2	21.9	20.7	23.3	24.1	22.8	22.4	23.6
601-603 Food, beverage and drug - Aliments, boissons et médicaments		6.7	7.0	7.2	8.1	9.6	9.0	8.2	8.0	8.4	9.6	8.2	7.6	7.7
601 Food stores - Magasins d'alimentation		4.4	5.1	4.9	5.4	6.4	6.5	6.1	6.1	6.3	6.9	6.4	5.6	5.8
611-615 Shoe, apparel, fabric & yarn - Chaussures, vêtements, tissus et filés		1.1	1.2	1.3	1.5	2.0	1.9	1.5	1.4	1.3	1.8	1.8	1.5	1.3
631-639 Auto vehicles, parts & access., sales & serv. Véhicules autos, pièces & access., vente & serv.		4.0	4.6	4.7	5.7	6.1	5.1	5.2	4.9	6.3	5.6	6.2	7.0	8.3
641-641 General merchandise stores - Magasins de marchandises diverses		2.7	3.3	3.7	3.8	4.1	4.2	4.2	3.7	4.5	4.2	3.9	3.6	3.3
651-692 Other retail n.e.c. - Autres commerces de détail n.c.a.		1.1	1.5	1.9	2.0	2.6	2.2	2.1	2.1	2.0	2.3	2.1	1.9	1.9
701-761 Finance, insurance & real estate - Finances, assur. & affaires immobilières		4.9	4.9	5.0	5.1	5.6	5.8	5.6	5.4	6.0	6.2	6.1	6.9	5.9
701-749 Finance & insurance - Intermédiaires financiers et assurances		3.2	3.3	3.4	3.5	3.7	3.9	3.9	3.8	4.1	4.4	4.4	5.2	4.4
701-709 Deposit accepting intermediaries - Intermédiaires financiers de dépôts		2.2	2.1	2.2	2.3	2.3	2.3	2.4	2.3	2.3	2.4	2.5	3.2	2.2
701-702 Banks - Banques		1.9	1.8	1.9	2.0	2.0	2.0	2.0	2.0	2.0	2.1	2.2	2.2	..
731-733 Insurance - Assurances		0.5	0.5	0.6	0.6	0.6	0.8	0.8	0.8	0.8	0.8	0.9	1.0	0.9
751-759 Real estate operators (exc'l developers) - Services immobiliers (sauf lotisseurs)		1.0	1.0	0.9	0.9	0.9	0.9	0.7	0.8	0.9	0.9	0.9	0.9	0.8
761-761 Insurance & real estate agent - Agences d'assur. et agences immobilières		0.7	0.7	0.7	0.7	1.1	1.0	1.0	0.7	0.9	0.9	0.8	0.8	0.7
771-779 Comm., business & pers. services - Services 851-999 socio-culturels, comm. et pers.		44.5	48.3	50.9	53.6	54.7	52.8	53.1	54.0	54.4	55.0	55.4	56.3	57.3
771-779 Business services - Services aux entreprises		3.3	3.7	4.7	5.1	5.3	4.4	4.1	4.6	4.3	4.6	5.4	4.7	4.9
851-859 Educational & related services - Services d'enseignement et services annexes		15.6	16.6	17.2	17.4	17.4	16.6	16.3	16.8	16.2	15.7	15.0	15.1	15.3
861-869 Health & social services - Services de soins de santé et services sociaux		16.4	17.7	17.2	18.0	18.3	18.9	19.8	19.3	19.7	20.3	20.2	20.5	20.5
861 Hospitals - Hôpitaux		10.2	10.1	10.3	11.3	11.2	11.4	11.5	11.1	10.9	10.9	11.3	11.5	11.6

Annual Estimates of Employment, Earnings and Hours, 1986-1998, Statistics Canada
Estimations annuelles de l'emploi, des gains et de la durée du travail, 1986-1998, Statistique Canada

Table 1
Estimates of Employment, for All Employees, by Industry, Canada, Provinces and Territories.

Tableau 1
Estimations de l'emploi, pour l'ensemble des salariés, par industrie, Canada, provinces et territoires.

SIC 1980 CTI	Industry Industrie	EMPLOYMENT IN THOUSANDS - EMPLOI EN MILLIERS												
		1986	1987	1988	1989	1990	1991	1992	1993	1994	1995	1996	1997	1998
NEWFOUNDLAND TERRE-NEUVE														
911-922	Accommodation, food & beverage services - Hébergement et restauration	5.6	6.7	7.4	8.2	8.2	7.8	7.8	7.9	8.3	7.9	8.4	9.4	9.6
921-922	Food & beverage services - Services de la restauration	4.0	4.5	4.8	5.5	5.5	5.5	5.4	5.5	5.7	5.4	5.9	6.8	7.0
961-999	Miscellaneous services - Services divers	3.6	3.5	4.4	4.8	5.5	5.3	5.1	5.4	5.9	6.5	6.4	6.7	7.1
812-837	Public administration - Administration publique	17.2	17.2	17.6	18.8	19.1	19.4	18.3	17.2	16.6	16.7	16.1	15.6	16.1
812-817	Federal administration (exc'l the military) - Administration fédérale (sauf la défense)	7.1	6.9	7.0	7.0	7.4	7.5	7.5	7.6	7.3	7.0	6.6	5.7	5.5
822-827	Provincial administration - Administration provinciale	7.8	8.2	8.4	9.4	9.3	9.4	8.1	6.9	6.4	7.0	7.0	7.1	7.8
832-837	Local administration - Administration locale	2.2	2.1	2.3	2.4	2.4	2.5	2.6	2.6	2.8	2.7	2.6	2.7	2.8
451-484	Service producing industries - Branches productrices de services	98.7	105.4	110.6	117.8	122.9	118.2	115.6	113.9	117.4	119.0	117.8	118.1	120.8
000-999	Industrial aggregate - Ensemble des industries	127.7	136.7	143.9	152.5	155.8	146.3	141.3	139.8	145.9	147.8	146.8	144.9	150.6
PRINCE EDWARD ISLAND ILE-DU-PRINCE-ÉDOUARD														
101-399	Manufacturing - Industries manufacturières	3.1	3.3	3.5	3.7	3.6	3.4	3.8	3.5	3.5	4.0	4.8	5.6	6.0
	Non-durable goods - Biens non durables	2.5	2.5	2.7	2.9	2.8	2.6	2.8	2.6	2.8	3.2	3.4	3.8	4.1
	Durable goods - Biens durables	0.7	0.8	0.9	0.8	0.8	0.8	0.9	0.9	0.7	0.9	1.3	1.9	1.9
401-449	Construction - Construction	1.8	1.9	2.2	2.2	2.4	2.1	2.2	2.1	2.1	3.4	4.4	2.8	3.0
041-449	Goods producing industries - Branches productrices de biens	5.3	5.6	6.2	6.3	6.5	6.0	6.5	6.2	6.2	7.9	9.6	8.8	9.4
451-499	Transportation, storage, comm. & other utilities - Transp., entreposage, comm. et autres services publics	3.0	3.2	3.4	3.3	3.3	3.3	3.1	3.2	2.9	2.9	2.7	3.0	3.2
451-479	Transportation & storage - Transport et entreposage	2.0	2.1	2.2	2.1	2.1	2.0	1.9	2.0	1.8	1.9	1.7	2.0	2.2
481-499	Communication & other utilities - Communications et autres services publics	1.0	1.1	1.2	1.2	1.2	1.2	1.2	1.2	1.1	1.1	1.0	1.0	1.0
481-484	Communication - Communications	0.7	0.8	0.9	0.9	0.9	0.9	0.8	0.8	0.8	0.8	...	0.7	0.7
501-692	Trade - Commerce	6.2	6.8	6.9	7.0	7.4	7.1	6.8	7.2	7.2	7.8	7.9	7.8	7.4
501-599	Wholesale Trade - Commerce de gros	1.3	1.4	1.6	1.5	1.7	1.6	1.5	1.7	1.6	1.9	2.1	1.8	1.5
601-692	Retail trade - Commerce de détail	4.8	5.3	5.3	5.5	5.7	5.5	5.3	5.5	5.6	5.9	5.8	6.0	5.8
601-603	Food, beverage and drug - Aliments, boissons et médicaments	1.7	1.8	1.6	1.6	1.7	1.6	1.7	1.7	1.9	2.1	2.2	2.4	2.4
601	Food stores - Magasins d'alimentation	1.2	1.3	1.2	1.1	1.2	1.2	1.2	1.2	1.3	1.5	1.6	1.6	1.8
631-639	Auto vehicles, parts & access., sales & serv. - Véhicules autos, pièces & access., vente & serv.	1.5	1.6	1.6	1.8	1.6	1.3	1.3	1.6	1.4	1.5	1.5	1.4	1.3
641-641	General merchandise stores - Magasins de marchandises diverses	0.7	0.8	0.9	0.9	1.0	1.2	1.1	0.9	0.7	0.7	0.7	0.7	0.5

Annual Estimates of Employment, Earnings and Hours, 1986-1998, Statistics Canada
 Estimations annuelles de l'emploi, des gains et de la durée du travail, 1986-1998, Statistique Canada

Table 1

Estimates of Employment, for All Employees, by Industry, Canada, Provinces and Territories.

Tableau 1

Estimations de l'emploi, pour l'ensemble des salariés, par industrie, Canada, provinces et territoires.

SIC 1980 CTI	Industry Industrie	EMPLOYMENT IN THOUSANDS - EMPLOI EN MILLIERS												
		1986	1987	1988	1989	1990	1991	1992	1993	1994	1995	1996	1997	1998
PRINCE EDWARD ISLAND ILE-DU-PRINCE-ÉDOUARD														
701-761	Finance, insurance & real estate - Finances, assur. & affaires immobilières	1.5	1.6	1.7	1.6	1.7	1.5	1.9	2.0	1.9	1.9	1.7	2.1	1.9
701-749	Finance & insurance - Intermédiaires financiers et assurances	1.1	1.2	1.2	1.2	1.2	1.0	1.3	1.3	1.4	1.4	1.3	1.8	1.5
701-709	Deposit accepting intermediaries - Intermédiaires financiers de dépôts	0.8	0.8	0.8	0.8	0.8	0.7	0.9	1.0	1.0	1.0	0.8	0.8	0.7
751-761	Real estate operators & insurance agent - Services immobiliers & agences d'assurances	0.4	0.4	0.4	0.4	0.5	0.4	0.5	0.6	0.5	0.5	0.4	0.3	0.3
771-779	Comm., business & pers. services - Services socio-culturels, comm. et pers.	11.7	13.2	14.0	14.4	15.3	15.2	15.3	15.4	15.9	17.3	18.5	18.5	20.1
851-859	Educational & related services - Services d'enseignement et services annexes	3.3	3.3	3.5	3.8	3.9	3.9	3.9	4.0	3.9	4.2	4.6	4.4	4.4
851	Elementary & secondary education - Enseignement élémentaire et secondaire	2.0	2.0	2.2	2.4	2.5	2.4	2.4	2.5	2.4	..	3.0
861-869	Health & social services - Services de soins de santé et services sociaux	4.1	4.3	4.6	4.8	5.1	5.2	5.3	5.3	4.7	4.7	5.3	5.7	6.0
812-837	Public administration - Administration publique	4.8	5.1	5.1	5.2	5.4	5.6	5.5	5.4	5.7	5.7	5.7	5.5	5.6
812-817	Federal administration (exc'l the military) - Administration fédérale (sauf la défense)	2.5	2.5	2.5	2.4	2.4	2.4	2.3	2.4	3.0	2.7	2.6	2.8	2.5
822-827	Provincial administration - Administration provinciale	2.1	2.2	2.3	2.3	2.6	2.8	2.9	2.6	2.3	2.5	2.6	2.2	2.5
451-484	Service producing industries - Branches productrices de services	27.0	29.5	30.7	31.1	32.8	32.2	32.2	32.8	33.4	35.3	36.3	36.7	37.9
000-999	Industrial aggregate - Ensemble des industries	32.2	35.2	36.9	37.4	39.4	38.2	38.6	38.9	39.7	43.4	46.2	45.9	47.7
NOVA SCOTIA NOUVELLE-ÉCOSSE														
041-051	Logging and forestry - Exploitation forestière et serv. forestiers	2.3	2.2	2.3	2.3	2.4	1.8	1.7	2.0	2.5	2.4	2.2	2.4	2.1
061-092	Mining (incl. milling), quarrying and oil wells - Mines (y compris broyage), carrières et puits de pétrole	4.8	5.0	4.9	3.9	4.2	4.2	3.6	3.4	3.7	3.5	2.8	3.1	2.6
061-063	Mining - Mines	3.7	3.8	3.7	3.0	3.4	3.4	2.7	2.5	2.7	2.4	..	2.5	..
063	Coal mines - Mines de charbon	2.9	3.0	2.9	2.1	2.4	2.4	2.0	1.9	1.8	1.8
101-399	Manufacturing - Industries manufacturières	34.9	38.5	40.6	40.4	39.2	36.2	36.5	33.6	35.3	36.8	37.3	36.9	39.3
	Non-durable goods - Biens non durables	23.9	26.3	26.7	26.5	26.4	24.4	24.8	22.8	23.0	22.9	24.6	23.9	24.7
	Durable goods - Biens durables	11.0	12.1	13.9	13.9	12.7	11.8	11.7	10.8	12.3	13.9	12.7	13.0	14.6
101-109	Food - Aliments	8.0	9.4	9.5	8.9	9.1	10.4	10.8	8.8	9.0	9.0	9.9	9.4	9.4
271-279	Paper & allied products - Papier et produits connexes	2.8	2.8	2.8	3.0	3.1	2.9	2.7	2.9	3.0	2.9	2.9	3.0	2.9
281-284	Printing, publishing & allied ind.- Imprimerie, édition et industries connexes	1.7	2.0	2.0	2.2	2.6	2.4	2.4	2.5	2.6	2.4	2.5	2.7	3.7

Annual Estimates of Employment, Earnings and Hours, 1986-1998, Statistics Canada
Estimations annuelles de l'emploi, des gains et de la durée du travail, 1986-1998, Statistique Canada

Table 1

Estimates of Employment, for All Employees, by Industry, Canada, Provinces and Territories.

Tableau 1

Estimations de l'emploi, pour l'ensemble des salariés, par industrie, Canada, provinces et territoires.

SIC 1980 CTI	Industry Industrie	EMPLOYMENT IN THOUSANDS - EMPLOI EN MILLIERS												
		1986	1987	1988	1989	1990	1991	1992	1993	1994	1995	1996	1997	1998
NOVA SCOTIA NOUVELLE-ÉCOSSE														
284	Combined publishing & printing - Impression et édition combinées	1.0	1.1	1.2	1.4	1.5	1.4	1.4	1.5	1.7	1.4	1.1	1.5	2.5
321-329	Transportation equipment - Matériel de transport	2.9	3.4	4.1	3.7	3.5	4.0	4.0	3.5	3.2	4.6	3.9	4.4	4.4
401-449 Construction - Construction		12.7	14.6	15.6	18.6	18.5	15.4	13.0	13.3	12.7	12.8	13.3	14.0	14.6
401-402	Bldg, developing & general contracting - Constructeurs, promoteurs et entrep. généraux	3.1	3.3	3.6	5.0	4.0	3.6	3.0	2.8	3.0	3.0	3.3	3.4	3.7
401	Residential building & development - Promotion et construction de bâtiments résidentiels	2.3	2.4	2.6	3.6	2.9	2.5	2.2	2.0	2.3	2.2	2.4	2.4	2.5
411-412	Industrial & heavy (engineering) construction - Constr. lourde et industrielle (génie)	1.7	1.8	2.2	2.3	2.1	2.3	2.1	2.2	1.6	1.6	1.3	1.6	1.8
421-429	Trade contracting - Entrepreneurs spécialisés	7.3	9.0	9.2	10.5	11.5	8.6	7.1	7.6	7.6	7.6	8.0	8.5	8.4
441-449	Services incidental to construction - Services relatifs à la construction	0.5	0.6	0.6	0.8	0.8	1.0	0.7	0.7	0.6	0.6	0.7	0.5	0.7
041-449 Goods producing industries - Branches 491-499 productrices de biens		57.3	62.9	66.1	68.0	67.3	60.5	57.5	54.9	56.9	58.4	58.6	59.3	61.3
451-499 Transportation, storage, comm. & other utilities - Transp., entreposage, comm. et autres services publics		24.0	24.6	23.8	24.7	25.3	23.3	22.9	22.7	23.0	22.0	22.7	24.5	24.7
451-479	Transportation & storage - Transport et entreposage	13.3	13.7	12.9	13.3	13.2	11.6	11.5	11.4	11.7	10.8	10.9	11.7	11.7
451-459	Transportation - Transport	13.2	13.7	12.8	13.2	13.1	11.5	11.4	11.3	11.6	11.6	11.5
481-499	Communication & other utilities - Communications et autres services publics	10.7	10.8	10.9	11.4	12.2	11.6	11.4	11.3	11.3	11.2	11.8	12.8	13.1
481-484	Communication - Communications	8.1	8.2	8.2	8.6	9.1	8.7	8.7	8.6	8.5	8.2	8.8	9.9	10.4
491-499	Other Utilities - Autres services publics	2.6	2.7	2.7	2.8	3.1	2.9	2.7	2.7	2.8	3.0	2.9	2.9	2.7
491	Electric power systems - Énergie électrique	2.3	2.3	2.3	2.4	2.6	2.4	2.3	2.1	2.1
501-692 Trade - Commerce		45.8	48.2	50.6	57.2	60.6	56.9	53.9	58.0	58.0	60.7	58.6	62.2	64.9
501-599	Wholesale Trade - Commerce de gros	9.8	11.5	12.0	13.2	13.4	12.6	12.6	13.1	14.3	15.2	15.2	15.4	17.0
521-524	Food, beverage, drug & tobacco - Produits alimentaires, boissons, médicaments et tabac	2.5	3.0	3.1	2.7	2.6	2.4	2.6	3.0	4.2	4.3	4.3	4.0	4.7
521	Food - Produits alimentaires	2.3	2.8	2.8	2.5	2.3	2.1	2.2	2.6	3.7	3.8	4.0	3.7	4.2
571-579	Machinery, equipment & supplies - Machines, matériel et fournitures	2.5	3.2	3.3	3.5	4.0	4.0	3.8	3.7	4.0	4.4	3.7	3.7	3.8
579	Other machinery, equipment & supplies - Autres machines, matériel et fournitures	1.1	1.3	1.3	1.4	1.5	1.7	1.7	1.4	1.7	1.8	1.6	1.5	1.6
601-692	Retail trade - Commerce de détail	36.0	36.7	38.6	44.0	47.2	44.2	41.3	44.8	43.6	45.5	43.4	46.8	47.9
601-603	Food, beverage and drug - Aliments, boissons et médicaments	8.5	8.9	10.0	10.7	13.3	13.6	11.5	16.3	15.2	16.2	15.3	17.7	17.5
601	Food stores - Magasins d'alimentation	6.1	6.8	7.7	8.1	9.4	8.8	7.7	11.9	10.4	10.5	9.8	12.5	12.6
611-615	Shoe, apparel, fabric & yarn - Chaussures, vêtements, tissus et filés	2.6	2.8	3.1	2.9	2.8	3.4	3.2	2.7	3.0	3.3	3.5	3.9	3.5
631-639	Auto vehicles, parts & access., sales & serv. - Véhicules autos, pièces & access., vente & serv.	10.7	10.0	11.3	13.3	13.3	11.4	11.6	11.1	11.2	10.9	10.0	10.2	11.1
641-641	General merchandise stores - Magasins de marchandises diverses	9.0	8.9	8.3	8.7	9.1	9.3	8.3	7.7	7.5	7.6	7.4	7.3	7.5
651-692	Other retail n.e.c. - Autres commerces de détail n.e.c.	3.9	4.7	4.2	5.9	6.7	5.0	5.1	5.7	4.8	5.5	5.7	6.3	6.8
701-761 Finance, insurance & real estate - Finances, assur. & affaires immobilières		13.2	13.4	14.4	15.4	15.9	15.5	15.3	15.8	15.7	16.2	16.7	17.0	17.8

Annual Estimates of Employment, Earnings and Hours, 1986-1998, Statistics Canada
Estimations annuelles de l'emploi, des gains et de la durée du travail, 1986-1998, Statistique Canada

Table 1
Estimates of Employment, for All Employees, by Industry, Canada, Provinces and Territories.

Tableau 1
Estimations de l'emploi, pour l'ensemble des salariés, par industrie, Canada, provinces et territoires.

SIC 1980 CTI	Industry Industrie	EMPLOYMENT IN THOUSANDS - EMPLOI EN MILLIERS												
		1986	1987	1988	1989	1990	1991	1992	1993	1994	1995	1996	1997	1998
NOVA SCOTIA NOUVELLE-ÉCOSSE														
701-749	Finance & insurance - Intermédiaires financiers et assurances	9.8	10.0	10.5	11.0	11.4	11.3	10.9	11.3	10.9	11.1	11.6	11.8	12.0
701-709	Deposit accepting intermediaries - Intermédiaires financiers de dépôts	6.3	6.3	6.6	6.8	7.0	7.0	6.9	6.9	6.6	6.9	7.3	7.2	7.2
701-702	Banks - Banques	5.0	5.0	5.2	5.4	5.5	5.5	5.3	5.7	5.6	6.0	6.4	6.3	6.2
731-733	Insurance - Assurances	1.9	1.9	2.0	2.1	2.1	2.4	2.4	2.5	2.2	2.1	2.2	2.0	2.0
751-759	Real estate operators (exc'l developers) - Services immobiliers (sauf lotisseurs)	1.1	1.2	1.3	1.8	2.0	1.7	1.7	2.0	2.3	2.5	2.6	2.7	3.3
761-761	Insurance & real estate agent - Agences d'assur. et agences immobilières	2.3	2.2	2.6	2.7	2.5	2.4	2.7	2.5	2.6	2.6	2.5	2.5	2.5
771-779	Comm., business & pers. services - Services socio-culturels, comm. et pers.	93.4	98.2	103.4	110.6	110.6	110.0	109.8	110.6	114.6	117.4	121.6	126.7	126.8
771-779	Business services - Services aux entreprises	5.5	6.6	7.4	9.8	8.9	9.4	9.9	10.3	10.7	11.2	13.4	14.6	15.1
851-859	Educational & related services - Services d'enseignement et services annexes	27.2	28.4	29.9	30.9	30.2	29.9	30.1	30.0	29.7	29.8	29.8	30.4	29.4
851	Elementary & secondary education - Enseignement élémentaire et secondaire	16.7	17.5	17.8	18.3	18.1	17.9	17.6	17.8	17.5	17.2	16.9	17.7	17.7
852	Post-second. non-university education - Enseignement postsecondaire non univers.	1.8	1.7	1.8	1.7	1.7	1.8	1.8	1.8	1.4	1.4	1.5	1.4	1.3
853	University education - Enseignement universitaire	7.7	8.2	9.1	9.6	9.1	9.0	9.4	9.2	9.4	9.5	9.7	9.7	8.7
854	Library services - Bibliothèques	0.6	0.7	0.7	0.8	0.8	0.8	0.7	0.7	0.7	0.7	0.6	0.6	0.5
861-869	Health & social services - Services de soins de santé et services sociaux	31.0	31.4	33.6	34.9	37.2	39.0	39.0	39.3	38.4	39.3	39.8	39.9	40.7
861	Hospitals - Hôpitaux	19.8	20.2	21.7	21.9	22.7	22.3	22.4	22.3	20.7	19.0	18.8	18.5	19.1
911-922	Accommodation, food & beverage services - Hébergement et restauration	16.7	17.2	18.1	19.9	19.9	18.5	16.3	17.0	19.5	22.6	23.2	24.9	24.8
921-922	Food & beverage services - Services de la restauration	13.0	13.1	14.1	15.6	15.0	13.5	11.6	12.9	15.2	17.7	18.3	18.9	18.6
921	Food services - Services de restauration	11.3	11.3	12.2	13.5	13.0	12.2	10.7	11.7	13.8	15.9	16.5	17.0	16.9
961-999	Miscellaneous services - Services divers	13.1	14.6	14.4	15.2	14.3	13.2	14.6	14.0	16.3	14.5	15.5	16.9	16.9
812-837	Public administration - Administration publique	28.3	29.0	29.5	30.0	31.1	30.8	29.3	29.8	29.1	29.4	28.5	26.7	26.4
812-817	Federal administration (exc'l the military) - Administration fédérale (sauf la défense)	16.0	15.6	15.4	15.4	15.4	15.4	15.2	15.4	14.4	13.7	13.1	11.9	11.0
822-827	Provincial administration - Administration provinciale	8.0	9.0	9.5	9.4	10.1	9.8	8.9	8.9	9.0	9.4	9.3	9.1	9.3
832-837	Local administration - Administration locale	4.3	4.4	4.6	5.2	5.6	5.5	5.2	5.5	5.7	6.2	6.2	5.7	6.1
451-484	Service producing industries - Branches productrices de services	202.0	210.8	219.1	235.1	240.3	233.4	228.6	234.2	237.6	242.6	245.2	254.3	257.9
000-999	Industrial aggregate - Ensemble des industries	259.3	273.7	285.2	303.1	307.7	293.9	286.1	289.1	295.9	302.2	305.1	314.9	321.7
NEW BRUNSWICK NOUVEAU-BRUNSWICK														
041-051	Logging and forestry - Exploitation forestière et serv. forestiers	4.9	4.2	5.0	5.0	4.1	5.0	4.2	4.4	3.6	4.8	4.7	4.9	4.0

Annual Estimates of Employment, Earnings and Hours, 1986-1998, Statistics Canada
 Estimations annuelles de l'emploi, des gains et de la durée du travail, 1986-1998, Statistique Canada

Table 1

Estimates of Employment, for All Employees, by Industry, Canada, Provinces and Territories.

Tableau 1

Estimations de l'emploi, pour l'ensemble des salariés, par industrie, Canada, provinces et territoires.

SIC 1980 CTI	Industry Industrie	EMPLOYMENT IN THOUSANDS - EMPLOI EN MILLIERS												
		1986	1987	1988	1989	1990	1991	1992	1993	1994	1995	1996	1997	1998
NEW BRUNSWICK NOUVEAU-BRUNSWICK														
041	Logging - Exploitation forestière	4.0	3.6	4.4	4.7	3.8	4.7	3.8	3.9	3.2	3.9	3.6	3.8	3.5
061-092	Mining (incl. milling), quarrying and oil wells Mines (y compris broyage), carrières et puits de pétrole	3.0	3.3	3.3	3.3	2.7	2.7	2.8	2.6	2.6	3.1	3.2	3.2	3.1
101-399	Manufacturing - Industries manufacturières	32.4	35.4	38.1	38.0	36.4	33.8	33.6	31.9	31.2	31.7	30.6	32.0	34.8
	Non-durable goods - Biens non durables	21.7	22.8	23.7	23.0	22.2	21.2	21.5	19.4	19.6	19.1	18.9	20.4	20.9
	Durable goods - Biens durables	10.8	12.6	14.4	15.0	14.3	12.6	12.2	12.4	11.6	12.6	11.7	11.6	14.0
101-109	Food - Aliments	9.6	10.1	10.8	10.2	9.6	9.3	9.4	8.7	9.1	8.7	8.5	9.4	9.6
251-259	Wood - Bois	4.1	4.7	4.9	4.6	4.7	3.6	3.4	4.0	4.1	4.2	4.5	4.9	6.0
251	Sawmill, planing mill & shingle mill products - Scieries, ateliers de rabotage et usines de bardeaux	2.7	2.9	3.0	2.4	2.6	2.0	1.9	2.4	2.5	2.8	3.0	3.4	4.2
271-279	Paper & allied products - Papier et produits connexes	5.6	5.8	5.9	6.2	5.6	5.6	5.3	4.8	5.2	5.1	5.1	5.1	4.9
271	Pulp & paper - Pâtes et papiers	5.1	5.3	5.3	5.8	5.1	5.2	4.9	4.4	4.6	4.4	4.4	4.3	4.0
281-284	Printing, publishing & allied ind. - Imprimerie, édition et industries connexes	1.7	1.7	1.8	1.8	2.1	2.0	2.2	2.4	1.9	2.1	1.8	2.0	2.0
401-449	Construction - Construction	9.5	10.6	12.7	15.4	15.5	14.3	13.0	12.6	12.4	12.0	12.6	11.9	12.2
401-402	Bldg. developing & general contracting - Constructeurs, promoteurs et entrep. généraux	2.0	2.4	2.6	3.4	3.8	3.6	2.9	3.0	2.9	2.7	2.6	2.4	2.4
401	Residential building & development - Promotion et construction de bâtiments résidentiels	1.5	1.8	2.0	2.6	2.9	2.8	2.3	2.5	2.2	2.1	2.0	1.9	2.1
411-412	Industrial & heavy (engineering) construction - Constr. lourde et industrielle (génie)	1.7	1.7	1.9	2.3	2.2	2.3	1.8	1.9	2.2	1.4	2.2	2.1	2.3
421-429	Trade contracting - Entrepreneurs spécialisés	5.7	6.3	8.0	9.5	9.4	8.3	8.1	7.4	7.0	7.5	7.4	7.1	7.1
041-449	Goods producing industries - Branches 491-499 productrices de biens	53.5	57.2	62.7	65.4	62.6	59.9	57.8	55.6	53.5	55.2	54.6	55.7	57.5
451-499	Transportation, storage, comm. & other utilities - Transp., entreposage, comm. et autres services publics	23.3	22.7	21.7	22.4	22.5	21.0	21.7	22.1	21.6	22.3	23.5	22.1	22.3
451-479	Transportation & storage - Transport et entreposage	15.1	14.1	12.9	13.5	12.9	11.3	11.6	12.3	11.9	12.8	13.9	12.6	13.1
451-459	Transportation - Transport	14.8	13.9	12.8	13.3	12.7	11.1	11.4	12.0	11.5	12.1	13.5	12.3	12.7
481-499	Communication & other utilities - Communications et autres services publics	8.3	8.6	8.8	9.0	9.6	9.6	10.1	9.8	9.7	9.5	9.6	9.5	9.2
481-484	Communication - Communications	4.7	5.0	5.2	5.2	5.6	5.6	6.0	5.6	6.1	5.9	6.1	5.8	5.9
491-499	Other Utilities - Autres services publics	3.6	3.6	3.6	3.8	3.9	4.0	4.1	4.1	3.7	3.6	3.5	3.7	3.3
491	Electric power systems - Énergie électrique	3.0	3.0	3.0	3.2	3.6	3.7	3.7	3.4	3.3	3.2	3.1	3.1	2.9
501-692	Trade - Commerce	37.8	39.1	40.4	42.9	45.5	45.8	41.5	42.4	46.4	47.6	48.1	48.9	50.0
501-599	Wholesale Trade - Commerce de gros	9.8	10.4	11.1	11.6	12.7	12.7	11.6	11.9	11.5	12.7	13.1	14.0	14.8
601-692	Retail trade - Commerce de détail	28.0	28.7	29.3	31.3	32.8	33.1	29.9	30.5	34.9	34.9	35.0	34.9	35.2
601-603	Food, beverage and drug - Aliments, boissons et médicaments	9.3	9.8	10.7	11.0	10.9	11.0	10.3	11.2	12.9	12.8	12.7	13.2	13.7
601	Food stores - Magasins d'alimentation	6.6	6.8	7.7	7.9	7.5	8.0	7.7	8.2	10.1	9.8	9.7	10.2	10.7
631-639	Auto vehicles, parts & access., sales & serv. Véhicules autos, pièces & access., vente & serv.	6.0	5.6	6.1	7.1	8.0	7.5	7.4	7.6	9.2	9.6	9.2	8.9	9.4

Annual Estimates of Employment, Earnings and Hours, 1986-1998, Statistics Canada
Estimations annuelles de l'emploi, des gains et de la durée du travail, 1986-1998, Statistique Canada

Table 1

Estimates of Employment, for All Employees, by Industry, Canada, Provinces and Territories.

Tableau 1

Estimations de l'emploi, pour l'ensemble des salariés, par industrie, Canada, provinces et territoires.

SIC 1980 CTI	Industry Industrie	EMPLOYMENT IN THOUSANDS - EMPLOI EN MILLIERS												
		1986	1987	1988	1989	1990	1991	1992	1993	1994	1995	1996	1997	1998
NEW BRUNSWICK NOUVEAU-BRUNSWICK														
641-641	General merchandise stores - Magasins de marchandises diverses	5.0	5.4	4.8	5.3	5.4	6.3	5.2	5.0	5.5	5.6	5.6	4.9	4.5
701-761	Finance, insurance & real estate - Finances, assur. & affaires immobilières	9.8	10.3	9.7	10.0	10.2	10.3	10.0	9.8	9.6	10.0	10.1	12.3	13.4
701-749	Finance & insurance - Intermédiaires financiers et assurances	6.4	6.6	6.4	6.6	6.9	6.9	6.6	6.7	6.2	6.5	6.7	8.6	9.8
701-709	Deposit accepting intermediaries - Intermédiaires financiers de dépôts	4.2	4.2	4.0	4.1	4.3	4.3	4.5	4.5	3.9	4.0	4.2	5.6	6.6
731-733	Insurance - Assurances	1.1	1.1	1.0	1.2	1.2	1.3	1.2	1.2	1.3	1.3	1.4	1.5	1.6
741-749	Other financial intermediaries - Autres intermédiaires financiers	0.2	0.2	0.2	0.2	0.1	0.1	0.1	0.4	0.3	0.3	0.3	0.4	0.3
751-759	Real estate operators (exc'l developers) - Services immobiliers (sauf lotisseurs)	1.1	1.4	1.2	1.4	1.2	1.3	1.7	1.1	1.1	1.1	1.1	1.2	1.1
761-761	Insurance & real estate agent - Agences d' assur. et agences immobilières	2.3	2.3	2.2	2.0	2.1	2.1	1.7	1.9	2.2	2.4	2.3	2.6	2.5
771-779	Comm., business & pers. services - Services socio-culturels, comm. et pers.	70.0	76.1	79.7	83.7	87.6	85.8	85.5	88.0	88.9	89.7	91.1	95.0	96.7
771-779	Business services - Services aux entreprises	4.7	5.5	5.2	5.9	7.1	7.4	7.5	8.0	8.3	9.0	10.4	11.8	13.3
851-859	Educational & related services - Services d'enseignement et services annexes	17.2	18.3	19.1	19.9	21.1	22.1	22.1	22.7	22.1	20.9	21.4	21.9	21.8
851	Elementary & secondary education - Enseignement élémentaire et secondaire	11.9	12.4	12.8	13.3	14.1	14.0	14.0	14.5	14.8	14.1	14.3	14.3	14.5
861-869	Health & social services - Services de soins de santé et services sociaux	26.4	27.7	29.4	30.8	32.2	30.2	30.8	31.9	30.9	30.6	30.9	32.5	33.8
861	Hospitals - Hôpitaux	15.1	15.7	15.6	16.1	16.1	15.7	16.2	15.7	15.6	15.9	15.3	15.5	15.7
911-922	Accommodation, food & beverage services - Hébergement et restauration	14.3	16.3	16.1	17.2	16.2	16.0	15.7	16.1	17.0	18.4	17.7	16.8	16.3
921-922	Food & beverage services - Services de la restauration	11.6	12.9	13.0	13.7	12.8	12.7	11.9	12.6	13.5	13.9	13.6	12.5	12.3
921	Food services - Services de restauration	11.0	12.2	12.2	12.9	12.1	11.8	11.1	11.6	12.7	13.1	12.7	11.6	11.4
961-999	Miscellaneous services - Services divers	7.3	8.3	9.8	10.0	10.9	10.2	9.3	9.3	10.7	10.8	10.8	12.1	11.5
812-837	Public administration - Administration publique	20.3	21.8	21.1	22.4	22.9	23.5	22.3	22.7	21.6	22.9	23.3	20.8	21.2
812-817	Federal administration (exc'l the military) - Administration fédérale (sauf la défense)	8.8	8.7	8.7	8.7	8.9	8.9	9.0	8.8	8.7	8.8	8.4	7.1	7.2
822-827	Provincial administration - Administration provinciale	7.6	9.1	8.5	9.4	9.5	10.0	9.0	9.5	8.5	9.6	9.6	8.3	8.2
832-837	Local administration - Administration locale	3.9	4.0	3.9	4.3	4.6	4.6	4.4	4.4	4.5	4.5	5.3	5.4	5.8
451-484	Service producing industries - Branches productrices de services	157.7	166.4	169.1	177.8	184.9	182.4	176.8	180.9	184.5	188.9	192.5	195.3	200.2
000-999	Industrial aggregate - Ensemble des industries	211.2	223.6	231.8	243.2	247.5	242.3	234.6	236.5	239.0	244.9	248.3	253.1	260.6
QUÉBEC														
041-051	Logging and forestry - Exploitation forestière et serv. forestiers	14.8	17.1	16.2	17.2	15.2	14.0	14.3	15.6	15.6	15.7	15.0	16.4	17.8

Annual Estimates of Employment, Earnings and Hours, 1986-1998, Statistics Canada
Estimations annuelles de l'emploi, des gains et de la durée du travail, 1986-1998, Statistique Canada

Table 1
Estimates of Employment, for All Employees, by Industry, Canada, Provinces and Territories.

Tableau 1
Estimations de l'emploi, pour l'ensemble des salariés, par industrie, Canada, provinces et territoires.

SIC	Industry	EMPLOYMENT IN THOUSANDS - EMPLOI EN MILLIERS												
		1986	1987	1988	1989	1990	1991	1992	1993	1994	1995	1996	1997	1998
1980	CTI													
	QUÉBEC													
	061-092 Mining (incl. milling), quarrying and oil wells Mines (y compris broyage), carrières et puits de pétrole	17.2	17.2	17.3	17.1	17.5	16.1	14.8	13.2	14.7	14.0	13.3	15.5	15.1
061-063	Mining - Mines	12.0	12.6	12.6	12.9	12.5	11.5	11.1	10.2	10.5	9.9	10.3	12.0	11.4
061	Metal mines - Mines de métaux	9.0	9.4	9.7	9.7	9.5	8.5	8.0	7.2	7.5	7.3	7.6	8.2	8.0
062	Non-metal mines (except coal) - Mines de minerais non métalliques (sauf le charbon)	3.0	3.2	3.0	3.2	3.0	3.1	3.1	3.0	3.0
091-092	Services incidental to mineral extraction - Industrie des services miniers	3.9	3.3	3.2	2.5	2.6	2.4	1.5	1.2	1.4	1.4	1.0	1.5	1.1
092	Services incidental to mining - Services relatifs à l'extraction minière	3.7	3.2	3.0	2.4	2.5	2.3	1.4	1.1	1.4
	101-399 Manufacturing - Industries manufacturières	497.6	519.6	533.6	540.0	511.0	481.6	449.7	453.3	447.0	467.2	482.3	503.9	530.5
	Non-durable goods - Biens non durables	278.8	287.8	287.4	288.9	280.4	264.3	236.1	247.0	239.5	240.9	249.1	257.8	267.3
	Durable goods - Biens durables	218.8	231.8	246.1	251.2	230.6	217.3	213.6	206.3	207.5	226.3	233.2	246.1	263.2
101-109	Food - Aliments	38.5	40.8	42.7	41.5	43.0	40.1	41.0	40.5	39.2	38.8	43.1	44.5	47.5
107	Bakery products - Produits de boulangerie-pâtisserie	9.7	10.2	10.6	10.1	10.4	9.8	9.1	9.6	8.8	8.0	8.4	8.0	8.0
109	Other food products - Autres produits alimentaires	5.0	4.9	5.3	4.7	4.6	4.4	5.9	6.5	7.0	5.9	7.7	7.4	8.4
243-249	Clothing - Habillement	64.3	61.4	61.7	59.3	59.2	52.7	40.7	49.2	48.3	48.3	50.6	51.8	52.1
243	Men's & boys' clothing - Vêtements pour hommes et garçons	16.9	15.1	14.7	14.5	16.4	14.8	13.9	13.8	15.0	16.7	16.5	15.6	16.1
244	Women's clothing - Vêtements pour dames	20.3	20.3	21.1	18.7	16.4	13.6	9.9	15.5	14.3	13.9	16.8	18.0	18.0
245-249	Clothing n.e.c. - Habillement n.c.a.	27.1	26.0	25.8	26.2	26.4	24.2	16.9	19.8	19.0	17.7	17.3	18.1	18.0
251-259	Wood - Bois	28.9	31.8	32.3	32.8	26.7	24.3	23.4	23.9	28.8	31.9	34.1	36.3	39.9
251	Sawmill, planing mill & shingle mill products - Scieries, ateliers de rabotage et usines de bardeaux	9.6	9.5	11.0	9.4	8.9	9.5	11.5	10.4	12.3	16.2	17.1	17.6	19.7
254	Sash, doors & other millwork - Portes, châssis et autres bois travaillés	13.4	16.4	15.0	17.2	12.0	8.5	6.4	8.6	9.6	9.8	10.9	12.4	13.7
271-279	Paper & allied products - Papier et produits connexes	45.2	46.6	47.0	46.3	44.3	42.3	38.6	34.7	33.1	33.0	32.6	32.2	30.3
271	Pulp & paper - Pâtes et papiers	33.1	34.0	33.7	32.6	30.6	28.7	25.1	23.1	22.3	22.7	22.3	21.5	20.9
279	Other converted paper products - Autres produits en papier transformé	7.5	7.6	8.1	8.3	8.5	8.8	8.6	6.4	5.8	4.9
281-284	Printing, publishing & allied ind. - Imprimerie, édition et industries connexes	45.2	50.1	45.8	49.8	43.2	38.9	35.6	38.3	36.2	37.8	37.0	37.3	39.4
281	Commercial printing - Impression commerciale	27.7	28.6	24.1	24.2	19.7	18.6	17.3	21.0	18.3	19.5	19.0	18.6	19.9
291-299	Primary metals - Première transformation des métaux	21.9	22.8	22.6	23.1	21.9	20.4	20.2	21.2	21.0	21.2	23.4	22.0	22.8
295	Non-ferrous metal smelting & refining - Fonte et affinage des métaux non-ferreux	11.0	11.4	11.1	11.4	11.4	9.0	8.6	9.8	9.9	10.3	11.6	9.9	9.4
301-309	Fabricated metal products - Fabrication des produits métalliques	31.8	36.7	38.5	38.6	36.0	34.2	31.9	29.7	30.3	34.4	35.7	39.6	42.3
308	Machine shops - Ateliers d'usinage	4.1	4.8	4.6	4.0	5.0	4.5	4.6	5.2	5.5	7.6	8.0	8.0	7.5
321-329	Transportation equipment - Matériel de transport	31.9	36.2	39.6	42.4	42.5	37.1	39.3	37.4	38.5	39.1	37.1	39.5	42.1
321	Aircraft & aircraft parts - Aéronefs et pièces d'aéronefs	15.0	17.1	17.7	19.1	21.5	20.4	21.0	18.1	18.1	18.4	20.0	21.1	22.2
331-339	Electrical & electronic products - Produits électriques et électroniques	35.2	37.4	40.0	40.0	36.4	33.6	31.8	31.4	30.3	33.1	32.8	34.9	38.1
335	Communication & other electronic equip. - Equip. de comm. et autre matériel électronique	12.5	13.4	15.2	14.7	12.2	11.2	13.7	17.9	16.4	20.7	20.0	19.9	21.5
371-379	Chemical & chemical products - Produits chimiques	21.7	22.2	23.1	24.4	25.0	24.4	23.6	23.5	21.5	21.1	23.3	24.7	26.6

Table 1

Estimates of Employment, for All Employees, by Industry, Canada, Provinces and Territories.

Tableau 1

Estimations de l'emploi, pour l'ensemble des salariés, par industrie, Canada, provinces et territoires.

SIC 1980 CTI	Industry Industrie	EMPLOYMENT IN THOUSANDS - EMPLOI EN MILLIERS												
		1986	1987	1988	1989	1990	1991	1992	1993	1994	1995	1996	1997	1998
QUÉBEC														
374	Pharmaceuticals & medicine - Produits pharmaceutiques et médicaments	6.0	6.0	6.3	6.6	7.0	6.9	8.1	8.3	8.5	7.1	8.2	8.2	8.3
379	Other chemical products - Autres produits chimiques	4.6	4.9	4.5	4.4	4.7	4.2	4.0	4.4	4.4	4.2	4.2	4.1	4.5
391-399	Other manufacturing industries - Autres industries manufacturières	17.3	17.6	19.4	17.4	18.1	21.1	26.6	24.9	19.9	22.8	24.3	26.6	26.7
401-449 Construction - Construction		126.1	130.7	142.6	155.1	141.0	107.9	93.4	97.4	105.0	103.5	96.2	100.0	107.4
401-402	Bldg, developing & general contracting - Constructeurs, promoteurs et entrep. généraux	22.2	24.6	30.5	33.9	32.2	23.1	21.4	19.6	24.9	24.1	22.2	22.9	26.2
401	Residential building & development - Promotion et construction de bâtiments résidentiels	13.8	15.2	19.0	20.9	19.1	14.1	15.0	13.6	16.2	15.7	15.2	16.3	18.1
402	Non-residential building & development - Promotion & constr. de bâtiments non résidentiels	8.3	9.4	11.5	13.1	13.1	9.1	6.4	5.9	8.7	8.3	7.0	6.7	8.0
411-412	Industrial & heavy (engineering) construction - Constr. lourde et industrielle (génie)	13.1	14.6	15.8	15.8	14.9	14.4	13.4	13.4	14.7	15.1	12.0	11.5	12.0
412	Highway & heavy constr. - Constr. de routes et constr. lourde	10.4	11.0	11.4	12.2	11.5	11.2	11.7	12.3	12.5	12.3	10.5	10.4	10.5
421-429	Trade contracting - Entrepreneurs spécialisés	86.5	86.6	90.9	100.0	89.1	65.8	54.2	61.4	63.0	61.9	59.9	63.1	67.1
041-449 Goods producing industries - Branches 491-499 productrices de biens		682.5	712.1	739.2	760.5	716.3	652.9	606.5	614.3	616.7	634.7	638.0	664.7	699.7
451-499 Transportation, storage, comm. & other utilities - Transp., entreposage, comm. et autres services publics		198.0	203.6	205.8	214.1	214.7	208.3	209.3	210.9	213.7	213.5	203.8	196.2	201.7
451-479	Transportation & storage - Transport et entreposage	109.6	116.2	117.7	122.2	120.9	114.1	113.3	116.7	115.0	113.6	111.2	109.2	112.1
451-459	Transportation - Transport	107.4	114.5	116.0	120.8	119.3	112.3	111.2	115.0	113.4	111.7	108.9	107.3	110.2
456	Truck transport - Camionnage	27.7	31.8	35.1	37.9	34.3	27.0	32.3	31.3	32.7	33.1	33.4	34.9	34.4
457	Public passenger transit systems - Transport en commun	21.6	25.5	24.6	27.0	27.9	29.4	26.5	29.9	26.5	24.7	26.1	24.8	24.8
458-459	Transportation n.e.c. - Transport n.c.a.	14.8	14.6	15.7	16.6	18.8	18.8	17.2	19.9	20.8	19.1	17.2	16.2	16.7
481-499	Communication & other utilities - Communications et autres services publics	88.4	87.4	88.1	91.9	93.9	94.2	95.9	94.2	98.7	99.9	92.6	87.0	89.7
481-484	Communication - Communications	61.6	59.9	58.6	60.9	62.2	61.0	61.8	59.4	64.4	65.6	61.4	58.1	60.8
481	Telecommunication broadcasting - Diffusion des télécommunications	15.7	12.9	11.8	12.6	12.4	12.5	13.7	11.5	11.7	10.4	..	10.9	11.8
482	Telecommunication carriers - Transmission des télécommunications	25.5	26.0	25.5	27.7	28.1	26.9	26.2	24.4	27.8	31.1	25.9	23.0	23.6
484	Postal & courier service - Services postaux et services de messagers	19.5	20.2	20.6	19.9	20.9	20.9	21.2	22.9	24.3	23.4	24.5	23.2	24.7
491-499	Other Utilities - Autres services publics	26.8	27.5	29.6	31.0	31.6	33.2	34.2	34.8	34.3	34.3	31.2	28.9	28.8
491	Electric power systems - Énergie électrique	20.8	21.5	22.5	23.4	25.2	26.9	27.5	28.0	27.4	26.6	24.4	22.1	21.8
501-692 Trade - Commerce		471.0	503.3	509.4	515.3	541.4	496.3	448.1	458.1	471.8	483.4	490.6	505.3	507.3
501-599	Wholesale Trade - Commerce de gros	122.6	132.4	137.4	144.0	153.5	143.7	135.8	144.1	149.1	159.9	162.6	169.4	172.1
521-524	Food, beverage, drug & tobacco - Produits alimentaires, boissons, médicaments et tabac	20.6	21.8	24.4	26.1	27.6	26.0	24.2	26.8	25.5	31.4	29.0	29.9	31.7
521	Food - Produits alimentaires	14.9	16.5	19.1	20.6	20.3	18.6	16.7	20.0	19.0	20.8	20.3	21.4	22.4
561-563	Metals, hardware, plumbing, heating & building materials - Métaux, quincaillerie, matér. de plomberie, de chauffage et de construction	25.5	25.0	26.8	26.8	26.8	24.7	22.5	21.7	26.3	26.6	26.9	29.5	28.4
563	Lumber & building materials - Bois et matériaux de construction	10.9	10.1	11.1	12.9	11.1	10.9	11.2	13.2	16.2	16.5	16.4	18.5	18.4

Annual Estimates of Employment, Earnings and Hours, 1986-1998, Statistics Canada
Estimations annuelles de l'emploi, des gains et de la durée du travail, 1986-1998, Statistique Canada

Table 1

Estimates of Employment, for All Employees, by Industry, Canada, Provinces and Territories.

Tableau 1

Estimations de l'emploi, pour l'ensemble des salariés, par industrie, Canada, provinces et territoires.

SIC 1980 CTI	Industry Industrie	EMPLOYMENT IN THOUSANDS - EMPLOI EN MILLIERS												
		1986	1987	1988	1989	1990	1991	1992	1993	1994	1995	1996	1997	1998
QUÉBEC														
571-579	Machinery, equipment & supplies - Machines, matériel et fournitures	28.1	30.3	33.7	34.8	44.1	43.8	35.4	39.1	40.0	43.8	45.6	47.6	48.6
573	Industrial machinery, equipment & supplies - Machines, matériel et fournitures industriels	6.8	7.6	7.8	7.5	9.2	9.0	7.1	6.4	5.4	7.1	7.7	8.2	8.7
574	Electrical & electronic mach. equip. & supplies - Machines, matér., fournit. électric. & électro.	8.4	7.5	8.5	8.7	13.1	12.3	13.3	12.6	12.8	15.6	16.0	17.5	18.2
579	Other machinery, equipment & supplies - Autres machines, matériel et fournitures	10.3	11.9	13.8	14.1	17.0	16.8	11.8	15.5	15.5	14.3	15.0	14.1	13.2
591-599	Other wholesale products - Autres produits divers, commerce de gros	10.7	13.9	14.5	14.9	17.0	15.7	19.5	22.7	25.5	24.7	26.5	26.8	27.8
601-692	Retail trade - Commerce de détail	348.4	370.9	372.0	371.3	387.9	352.6	312.3	314.0	322.7	323.5	328.0	335.8	335.2
601-603	Food, beverage and drug - Aliments, boissons et médicaments	124.8	128.8	133.3	131.0	137.0	120.5	96.0	102.5	111.2	109.0	115.4	119.0	117.8
601	Food stores - Magasins d'alimentation	112.1	114.9	118.1	113.3	117.7	88.4	70.8	77.0	85.7	83.2	88.1	92.4	92.1
603	Prescription drugs & patent medicine stores - Mag. de médicaments sur ordonnance & brevetés	7.5	8.8	10.1	12.1	14.0	28.1	21.7	22.0	22.0	22.2	23.7	22.9	22.2
611-615	Shoe, apparel, fabric & yarn - Chaussures, vêtements, tissus et filés	44.1	52.2	51.9	53.4	56.1	47.4	42.2	42.3	44.1	45.3	42.6	42.6	41.6
611	Shoe stores - Magasins de chaussures	6.3	7.7	8.0	6.5	7.2	6.3	7.7	7.1	8.2	7.5	7.5	6.6	5.2
613	Women's clothing stores - Magasins de vêtements pour dames	16.2	20.0	18.6	17.3	17.7	16.6	13.2	14.4	15.8	16.7	15.4	16.1	16.6
614	Clothing stores n.e.c. - Magasins de vêtements n.c.a.	11.8	12.4	15.2	19.5	20.3	15.8	15.7	13.4	13.3	14.7	13.8	13.9	13.7
621-623	Household furniture, appliances & furnishings - Meubles, appareils et accessoires de maison	29.2	28.1	27.3	27.3	28.9	29.4	16.2	16.5	18.9	19.0	18.5	18.9	19.6
621	Household furniture stores - Magasins de meubles de maison	14.8	12.6	13.6	11.4	11.6	13.5	6.0	5.2	6.8	6.8	6.7	6.5	7.3
622	Appliance, TV, radio & stereo stores - Magasins ménagers, tv, radio & appar. stéréo	7.9	8.3	7.1	9.9	11.1	9.4	5.7	6.3	8.0	7.7	7.8	8.1	7.7
623	Household furnishings stores - Magasins d'accessoires d'ameublement	6.5	7.2	6.7	6.0	6.2	6.5	4.5	5.0	4.2	4.5	4.0	4.3	4.5
631-639	Auto vehicles, parts & access., sales & serv. Véhicules autos, pièces & access., vente & serv.	73.2	80.5	82.1	87.7	90.7	78.0	79.8	75.6	72.7	71.8	72.7	73.9	74.7
631	Automobile dealers - Concessionnaires d'automobiles	19.1	21.2	24.5	29.6	31.2	25.3	25.2	27.3	27.1	27.9	29.4	30.0	31.0
633	Gasoline service stations - Stations-service	23.9	28.7	26.8	23.6	25.7	22.9	23.3	18.8	16.6	13.4	11.8	9.9	9.1
635	Motor vehicle repair shops - Ateliers de réparation d'automobiles	12.8	11.3	13.2	17.3	16.0	14.9	17.0	16.7	17.7	18.9	18.7	18.6	19.0
641-641	General merchandise stores - Magasins de marchandises diverses	28.9	29.0	28.3	27.4	26.3	34.9	35.2	32.8	31.2	31.4	30.9	32.2	31.0
651-692	Other retail n.e.c. - Autres commerces de détail n.c.a.	48.2	52.2	49.0	44.5	49.0	42.5	43.0	44.3	44.5	47.0	47.9	49.3	50.5
701-761	Finance, insurance & real estate - Finances, assur. & affaires immobilières	162.8	166.3	189.3	194.8	181.8	189.0	172.4	163.1	155.6	151.2	152.1	154.5	154.3
701-749	Finance & insurance - Intermédiaires financiers et assurances	127.5	130.4	147.4	151.2	140.1	137.1	129.6	123.6	117.0	114.2	111.8	113.2	112.5
701-709	Deposit accepting intermediaries - Intermédiaires financiers de dépôts	74.3	75.4	78.8	76.4	80.3	82.7	73.6	74.9	73.2	70.9	70.3	69.2	65.7
701-702	Banks - Banques	36.2	36.8	38.5	37.6	39.3	38.9	37.9	36.8	37.2	36.3	36.7	36.9	36.2
705	Credit unions - Caisses d'épargne et de crédit	31.3	31.7	33.1	31.8	33.8	36.4	29.0	31.9	28.8	29.6	29.9	28.2	25.6
721-729	Investment intermediaries - Intermédiaires d'investissement	25.8	25.3	37.5	45.1	27.6	20.4	25.9	17.9	14.4	15.2	14.3	14.5	15.1
731-733	Insurance - Assurances	20.9	22.2	22.8	22.0	23.1	24.3	21.8	23.0	21.3	19.8	18.8	21.0	22.6
751-759	Real estate operators (exc'l developers) - Services immobiliers (sauf lotisseurs)	19.5	19.1	19.7	20.8	18.7	20.2	17.0	19.6	18.6	17.9	17.4	19.1	20.7

Annual Estimates of Employment, Earnings and Hours, 1986-1998, Statistics Canada
Estimations annuelles de l'emploi, des gains et de la durée du travail, 1986-1998, Statistique Canada

Table 1

Estimates of Employment, for All Employees, by Industry, Canada, Provinces and Territories.

Tableau 1

Estimations de l'emploi, pour l'ensemble des salariés, par industrie, Canada, provinces et territoires.

SIC 1980 CTI	Industry Industrie	EMPLOYMENT IN THOUSANDS - EMPLOI EN MILLIERS												
		1986	1987	1988	1989	1990	1991	1992	1993	1994	1995	1996	1997	1998
QUÉBEC														
761-761	Insurance & real estate agent - Agences d'assur. et agences immobilières	15.8	16.8	22.2	22.8	23.0	31.8	25.8	19.9	20.0	19.2	22.8	22.2	21.1
771-779	Comm., business & pers. services - Services socio-culturels, comm. et pers.	892.7	919.9	956.5	1,016.5	1,021.9	997.9	992.3	978.3	971.8	996.7	1,004.1	1,014.6	1,023.4
771-779	Business services - Services aux entreprises	125.0	141.9	146.2	160.3	172.2	152.5	140.4	138.8	137.9	144.4	152.8	161.6	171.7
775	Arch., eng. & other scientific & tech. serv. - Arch., ingénieurs et autres serv. scient. et tech.	18.5	24.0	25.8	28.6	26.4	29.2	25.0	19.0	20.6	22.9	27.7	31.2	34.0
779	Other business services - Autres services aux entreprises	37.3	40.2	40.2	35.1	40.9	37.2	32.3	34.3	34.6	37.2	33.8	33.4	34.1
851-859	Educational & related services - Services d'enseignement et services annexes	202.6	205.5	210.2	212.7	217.2	220.7	227.1	228.9	235.9	229.9	225.9	226.4	221.2
851	Elementary & secondary education - Enseignement élémentaire et secondaire	124.4	124.0	126.8	128.7	130.6	134.4	138.7	138.2	143.4	138.4	139.4	141.4	136.5
852	Post-second. non-university education - Enseignement postsecondaire non univers.	30.8	30.8	31.8	32.6	32.8	33.3	35.0	35.1	33.4	32.5	31.3	30.9	32.4
853	University education - Enseignement universitaire	42.5	44.6	45.5	45.1	45.2	45.9	47.6	47.4	51.0	50.4	46.1	45.7	44.1
861-869	Health & social services - Services de soins de santé et services sociaux	280.8	278.1	299.2	299.3	305.1	301.8	304.8	305.0	300.5	309.4	310.2	302.8	295.4
861	Hospitals - Hôpitaux	167.1	167.5	169.7	170.8	173.3	175.5	174.2	173.9	173.2	169.2	165.7	157.4	151.2
862	Other institutional health & social services - Autres établ. de soins de santé & serv. sociaux	52.7	49.7	54.5	52.7	53.9	47.4	52.5	54.7	46.4	56.4	55.2	52.2	50.8
911-922	Accommodation, food & beverage services - Hébergement et restauration	162.3	167.7	173.7	205.4	180.1	182.0	187.5	175.1	162.2	174.9	172.1	171.9	178.4
911	Hotels, motels & tourist courts - Hôtels, motels et camps pour touristes	31.0	31.9	37.2	39.2	33.2	27.4	30.2	26.4	27.9	27.7	25.4	24.5	32.7
921-922	Food & beverage services - Services de la restauration	129.4	131.6	133.7	149.6	142.8	142.0	136.0	134.4	131.5	143.4	142.9	143.8	141.5
921	Food services - Services de restauration	112.0	113.8	115.6	129.5	123.7	126.7	118.5	120.2	118.2	128.6	127.9	128.1	125.2
961-999	Miscellaneous services - Services divers	122.0	126.7	127.2	138.9	147.3	140.8	132.4	130.6	135.3	138.1	143.2	151.9	156.7
991-999	Other services - Autres services	42.2	47.4	45.1	56.4	57.8	48.1	44.1	46.0	49.4	47.7	50.2	56.0	53.6
990	Other services n.e.c. - Autres services n.c.a.	19.4	20.2	21.6	26.5	28.4	26.0	25.0	24.5	25.2	21.7	22.1	23.3	21.5
995	Services to buildings & dwellings - Serv. relatifs aux bâtiments et habitations	15.2	18.0	15.4	19.6	20.7	14.4	12.1	13.4	15.7	17.0	17.6	20.4	20.3
812-837	Public administration - Administration publique	176.9	179.1	181.3	178.7	181.1	186.1	189.2	184.5	184.3	178.6	173.6	169.2	167.0
812-817	Federal administration (exc'l the military) - Administration fédérale (sauf la défense)	52.9	52.6	52.5	52.9	53.2	54.7	53.8	53.2	52.1	48.0	47.6	44.9	42.9
822-827	Provincial administration - Administration provinciale	57.6	58.8	59.3	60.6	60.5	61.5	63.9	62.3	61.9	61.3	57.8	56.3	57.8
832-837	Local administration - Administration locale	66.4	67.7	69.6	65.2	67.4	69.9	71.5	69.1	70.2	69.4	68.2	68.0	66.3
451-484	Service producing industries - Branches productrices de services	1,874.7	1,944.8	2,012.9	2,088.4	2,109.3	2,044.4	1,977.2	1,960.2	1,962.8	1,989.2	1,993.0	2,010.8	2,025.0
000-999	Industrial aggregate - Ensemble des industries	2,557.2	2,656.8	2,752.0	2,848.9	2,825.6	2,697.3	2,583.7	2,574.5	2,596.1	2,640.0	2,647.5	2,700.5	2,763.7
ONTARIO														
041-051	Logging and forestry - Exploitation forestière et serv. forestiers	14.7	14.8	13.3	12.4	11.6	10.0	10.6	10.0	9.4	9.7	8.8	8.1	9.0

Annual Estimates of Employment, Earnings and Hours, 1986-1998, Statistics Canada
Estimations annuelles de l'emploi, des gains et de la durée du travail, 1986-1998, Statistique Canada

Table 1

Estimates of Employment, for All Employees, by Industry, Canada, Provinces and Territories.

Tableau 1

Estimations de l'emploi, pour l'ensemble des salariés, par industrie, Canada, provinces et territoires.

SIC	Industry	EMPLOYMENT IN THOUSANDS - EMPLOI EN MILLIERS												
		1986	1987	1988	1989	1990	1991	1992	1993	1994	1995	1996	1997	1998
1980														
CTI	Industrie													
ONTARIO														
041	Logging - Exploitation forestière	11.6	11.8	10.4	9.7	8.7	7.2	7.5	6.7	6.1	6.8	6.4	5.9	6.5
051	Forestry services - Services forestiers	3.1	3.1	2.9	2.7	2.8	2.7	3.1	3.2	3.2	2.9	2.4	2.2	2.5
061-092 Mining (incl. milling), quarrying and oil wells Mines (y compris broyage), carrières et puits de pétrole		26.7	28.2	30.4	29.7	27.6	22.5	20.6	21.6	19.6	21.0	21.1	21.2	18.7
061-063	Mining - Mines	19.6	19.3	19.4	20.0	18.9	15.1	14.6	14.6	13.5	13.9	13.9	14.0	12.0
061	Metal mines - Mines de métaux	18.1	17.8	17.9	18.6	17.6	13.9	13.3	13.1	12.3	12.5	12.8	12.8	11.1
081-082	Quarries and sand pits - Carrières et sablières	1.6	2.0	2.1	2.7	3.4	3.1	2.7	3.3	2.9	3.7	3.4	3.4	3.6
091-092	Services incidental to mineral extraction - Industrie des services miniers	4.4	6.2	8.4	5.9	4.4	3.5	2.4	3.1	2.7	3.2	3.6	3.7	2.9
092	Services incidental to mining - Services relatifs à l'extraction minière	2.6	3.9	5.4	3.7	2.4	2.2	1.6	2.4	2.3	2.6	3.2	3.4	2.5
101-399 Manufacturing - Industries manufacturières		957.7	986.0	998.5	1,024.3	934.6	821.1	770.8	768.0	800.7	815.8	829.2	850.4	876.3
	Non-durable goods - Biens non durables	385.6	398.6	397.2	406.4	377.1	335.0	310.0	318.8	319.0	319.7	320.3	328.3	335.3
	Durable goods - Biens durables	572.1	587.4	601.4	617.8	557.5	486.1	460.8	449.1	481.7	496.1	508.9	522.1	541.0
101-109	Food - Aliments	77.9	83.7	84.1	83.1	77.3	72.9	70.7	71.2	74.3	75.3	74.2	73.0	74.7
101	Meat and poultry products - Viande & volaille	16.5	19.0	19.7	18.8	16.7	16.0	16.5	17.3	18.8	18.6	17.8	17.4	18.8
107	Bakery products - Produits de boulangerie- pâtisserie	12.1	13.4	13.4	13.8	12.3	10.7	12.1	12.5	12.3	13.2	12.4	13.2	13.6
161-169	Plastic products - Produits en matière plastique	27.7	31.1	33.8	39.2	36.5	33.7	22.2	26.2	26.4	29.0	31.5	34.1	35.7
243-249	Clothing - Habillement	40.5	41.8	40.4	38.9	33.5	24.3	22.2	22.2	21.4	22.0	21.2	22.9	24.8
251-259	Wood - Bois	21.9	24.1	24.4	27.9	24.8	18.7	18.9	20.8	22.8	22.3	24.1	27.1	28.6
261-269	Furniture & fixtures - Meubles et articles d'ameublement	27.2	29.4	30.8	32.3	27.5	22.7	21.0	19.4	24.3	22.9	24.0	28.6	29.1
271-279	Paper & allied products - Papier et produits connexes	39.8	41.2	41.8	42.4	39.9	35.1	33.1	32.2	31.6	31.2	32.4	34.8	34.1
271	Pulp & paper - Pâtes et papiers	20.7	20.3	20.6	20.4	19.3	17.5	15.8	14.4	13.7	13.6	12.5	14.1	13.1
273	Paper boxes & bags - Boîtes en carton et sacs en papier	8.3	9.1	9.7	9.5	8.9	7.7	7.9	9.0	10.4	10.1	10.9
281-284	Printing, publishing & allied ind.- Imprimerie, édition et industries connexes	65.7	71.1	70.3	76.7	71.0	64.2	62.9	69.2	65.5	68.5	64.3	64.4	67.1
281	Commercial printing - Impression commerciale	28.7	32.4	29.7	35.4	31.6	26.3	26.8	29.3	30.0	31.8	29.5	29.9	30.6
283	Publishing - Édition	9.3	11.1	12.9	14.7	13.8	14.2	13.4	14.6	13.9	14.3	14.6	15.8	17.7
284	Combined publishing & printing - Impression et édition combinées	17.7	17.9	18.0	17.7	17.9	17.0	16.1	17.4	14.4	15.3	13.0	12.1	12.2
291-299	Primary metals - Première transformation des métaux	64.7	64.4	65.7	64.2	54.9	50.6	46.7	45.8	46.8	49.5	45.4	46.3	47.4
291	Primary steel - Sidérurgie	36.8	36.4	37.0	36.7	30.5	29.0	27.2	25.8	25.0	27.1	26.2	26.5	27.3
301-309	Fabricated metal products - Fabrication des produits métalliques	100.9	100.1	100.7	103.1	93.7	81.9	78.9	74.7	80.2	79.3	83.6	88.1	93.3
304	Stamped, pressed & coated metal products Embout., matriçage et revêtement des métaux	33.4	30.6	33.2	31.7	26.6	24.8	18.3	18.3	19.0	17.9	18.2	19.7	20.0
306	Hardware, tools & cutlery - Articles de quincaillerie, d'outillage et coutellerie	16.3	17.8	17.1	15.9	15.0	14.4	16.9	15.0	21.9	17.0	18.5	20.0	21.7
311-319	Machinery (ex. elect. mach.) - Machinerie (sauf électrique)	48.2	47.3	48.4	51.7	43.6	34.5	33.3	33.2	39.6	43.5	46.5	46.9	46.9
319	Other machinery & equipment - Autres machineries et équipements	42.3	41.4	42.8	45.8	38.5	30.5	29.3	29.3	35.5	38.5	41.4	41.6	41.5
321-329	Transportation equipment - Matériel de transport	147.7	153.4	158.7	162.5	150.5	137.9	132.0	134.7	142.7	147.6	159.1	155.5	163.2
323	Motor vehicles - Véhicules automobiles	41.3	41.5	40.9	43.4	42.4	44.4	43.6	43.6	45.4	45.6	48.0	45.0	46.6
325	Motor vehicle parts & accessories - Pièces et accessoires pour véhicules automobiles	75.7	79.2	82.5	84.6	79.2	68.1	66.4	71.5	76.9	80.6	85.1	84.8	91.3

Annual Estimates of Employment, Earnings and Hours, 1986-1998, Statistics Canada
Estimations annuelles de l'emploi, des gains et de la durée du travail, 1986-1998, Statistique Canada

Table 1

Estimates of Employment, for All Employees, by Industry, Canada, Provinces and Territories.

Tableau 1

Estimations de l'emploi, pour l'ensemble des salariés, par industrie, Canada, provinces et territoires.

SIC 1980 CTI	Industry Industrie	EMPLOYMENT IN THOUSANDS - EMPLOI EN MILLIERS												
		1986	1987	1988	1989	1990	1991	1992	1993	1994	1995	1996	1997	1998
ONTARIO														
331-339	Electrical & electronic products - Produits électriques et électroniques	90.9	94.5	98.0	100.2	90.0	75.5	73.1	69.6	71.2	72.0	68.5	68.2	67.7
330	Electrical & electronic products n.e.c. - Produits électriques et électroniques n.c.a.	24.3	25.0	24.8	24.4	21.9	16.2	15.8	14.3	13.0	12.8	11.3	10.3	9.6
335	Communication & other electronic equip. - Équip. de comm. et autre matériel électronique	28.5	30.3	31.7	34.4	29.1	26.5	26.2	27.1	28.6	30.8	28.6	29.6	30.1
337	Electrical industrial equipment - Matériel électrique d'usage industriel	15.6	16.0	16.9	16.7	16.6	12.4	10.1	11.3	10.0	11.2	11.5	12.4	12.2
371-379	Chemical & chemical products - Produits chimiques	52.5	52.8	53.9	57.4	56.8	52.9	49.3	47.6	46.6	45.7	45.2	45.1	44.9
371	Industrial chemicals n.e.c. - Produits chimiques d'usage industriel n.c.a.	9.7	10.5	10.1	10.6	10.2	10.3	10.7	12.3	12.2	11.3	10.8	9.1	7.4
374	Pharmaceuticals & medicine - Produits pharmaceutiques et médicaments	10.5	10.4	11.1	12.2	12.7	12.7	11.3	10.8	9.6	11.7	10.6	11.8	12.0
379	Other chemical products - Autres produits chimiques	13.0	12.0	12.1	13.8	14.0	11.8	10.9	8.0	8.2	6.6	7.5	7.4	7.5
391-399	Other manufacturing industries - Autres industries manufacturières	45.7	47.8	47.7	48.6	46.3	43.7	35.4	31.5	34.7	38.4	37.9	39.4	41.6
401-449	Construction - Construction	216.1	227.7	232.1	253.1	245.0	202.0	173.3	150.8	151.0	152.9	157.6	162.1	171.4
401-402	Bldg, developing & general contracting - Constructeurs, promoteurs et entrep. généraux	53.5	54.1	59.2	69.2	55.0	40.9	38.6	33.3	32.4	31.2	31.0	32.5	34.4
401	Residential building & development - Promotion et construction de bâtiments résidentiels	37.9	37.2	40.9	47.9	38.6	28.3	25.8	23.6	22.9	22.3	22.1	23.6	25.2
402	Non-residential building & development - Promotion & constr. de bâtiments non résidentiels	15.6	16.9	18.3	21.3	16.4	12.6	12.8	9.7	9.5	8.9	9.0	8.9	9.2
411-412	Industrial & heavy (engineering) construction - Constr. lourde et industrielle (génie)	21.8	25.7	25.8	31.1	31.3	27.0	22.6	20.8	18.4	17.1	17.9	16.9	18.2
412	Highway & heavy constr. - Constr. de routes et constr. lourde	19.7	23.4	23.4	28.4	28.2	25.3	20.8	18.6	15.5	14.8	16.1	15.2	16.1
421-429	Trade contracting - Entrepreneurs spécialisés	129.5	135.6	135.5	140.8	146.0	125.5	106.3	91.9	94.7	96.4	101.1	106.6	112.4
041-449	Goods producing industries - Branches productrices de biens	1,263.8	1,306.6	1,326.6	1,373.2	1,276.3	1,113.6	1,032.3	1,004.6	1,034.2	1,049.4	1,067.6	1,093.1	1,126.5
451-499	Transportation, storage, comm. & other utilities - Transp., entreposage, comm. et autres services publics	301.9	302.7	315.7	327.5	340.5	316.5	315.4	304.1	303.7	296.4	302.1	313.2	324.4
451-479	Transportation & storage - Transport et entreposage	157.3	153.8	161.5	165.6	175.8	155.4	156.8	150.5	151.6	144.0	149.9	160.3	168.0
451-459	Transportation - Transport	153.2	149.4	155.8	157.9	171.1	151.0	151.9	145.2	145.5	138.2	143.3	152.1	158.8
456	Truck transport - Camionnage	55.6	52.5	54.3	53.4	53.0	45.3	43.1	41.4	40.2	41.5	45.6	49.5	52.2
457	Public passenger transit systems - Transport en commun	31.1	29.9	32.6	33.1	43.5	39.1	42.3	40.9	36.5	34.5	34.1	35.1	37.2
458-459	Transportation n.e.c. - Transport n.c.a.	24.2	24.6	25.4	26.5	29.8	27.5	28.5	25.5	25.9	25.1	24.8	25.8	26.0
481-499	Communication & other utilities - Communications et autres services publics	144.6	148.9	154.2	161.9	164.7	161.1	158.6	153.6	152.1	152.4	152.2	152.9	156.5
481-484	Communication - Communications	96.0	99.0	102.0	108.1	107.2	103.0	101.6	99.4	98.7	102.3	101.2	101.5	105.4
481	Telecommunication broadcasting - Diffusion des télécommunications	12.1	12.1	12.2	15.1	13.9	12.4	12.9	17.1	15.6	15.1	15.5	14.4	13.9
482	Telecommunication carriers - Transmission des télécommunications	36.1	38.7	38.4	43.6	44.6	44.9	44.7	37.7	38.6	40.2	36.1	37.6	38.7
484	Postal & courier service - Services postaux et services de messagers	46.5	47.0	50.1	47.9	47.3	44.4	42.9	43.8	43.9	46.3	48.9	48.7	52.0
491-499	Other Utilities - Autres services publics	48.6	49.9	52.2	53.8	57.5	58.0	57.0	54.3	53.4	50.1	51.0	51.4	51.1
491	Electric power systems - Énergie électrique	34.1	35.0	36.4	36.9	39.6	40.6	40.9	37.1	33.9	32.6	32.3	32.0	31.3

Annual Estimates of Employment, Earnings and Hours, 1986-1998, Statistics Canada
Estimations annuelles de l'emploi, des gains et de la durée du travail, 1986-1998, Statistique Canada

Table 1

Estimates of Employment, for All Employees, by Industry, Canada, Provinces and Territories.

Tableau 1

Estimations de l'emploi, pour l'ensemble des salariés, par industrie, Canada, provinces et territoires.

SIC 1980 CTI	Industry Industrie	EMPLOYMENT IN THOUSANDS - EMPLOI EN MILLIERS												
		1986	1987	1988	1989	1990	1991	1992	1993	1994	1995	1996	1997	1998
ONTARIO														
499	Other utilities n.e.c. - Autres services publics n.c.a.	5.4	5.8	6.6	7.3	8.2	7.4	6.0	6.7	9.1	7.2	7.3	8.0	9.3
501-692 Trade - Commerce		752.5	771.2	788.9	829.6	867.9	786.8	783.5	779.7	753.8	787.8	791.8	827.1	832.7
501-599	Wholesale Trade - Commerce de gros	250.1	253.4	257.9	275.9	272.8	258.4	264.5	247.0	243.3	259.6	272.3	297.6	303.8
521-524	Food, beverage, drug & tobacco - Produits alimentaires, boissons, médicaments et tabac	35.0	35.9	34.3	37.6	34.0	35.8	39.6	33.3	34.4	34.4	40.0	46.9	46.1
521	Food - Produits alimentaires	27.6	28.4	26.5	30.0	26.4	27.4	28.2	21.6	21.2	23.1	25.5	25.9	25.1
551-552	Motor vehicles, parts & accessories - Véhicules auto., pièces et accessoires	17.8	17.4	17.4	20.1	19.4	19.8	22.2	22.7	21.8	25.4	24.1	27.3	27.2
561-563	Metals, hardware, plumbing, heating & building materials - Métaux, quincaillerie, matér. de plomberie, de chauffage et de construction	45.0	44.4	47.5	52.9	49.2	38.5	42.9	38.0	37.8	42.9	41.5	44.9	45.7
561	Metal & metal products - Métaux et produits en métal	4.9	4.9	5.6	5.1	5.4	4.9	5.2	4.9	6.8	9.0	6.8	7.7	7.9
562	Hardware, plumbing, heating & air cond. equip supplies - Quincaillerie, mat. & fournitures de plomb. chauffage & climatisation	12.3	10.3	12.2	13.6	10.4	9.0	10.9	10.1	10.2	11.3	13.0	13.2	13.8
563	Lumber & building materials - Bois et matériaux de construction	27.7	29.1	29.7	34.2	33.4	24.5	26.8	23.0	20.9	22.6	21.6	24.0	24.0
571-579	Machinery, equipment & supplies - Machines, matériel et fournitures	87.9	93.7	89.7	90.8	94.4	98.9	88.9	86.3	87.2	88.7	96.9	103.7	107.2
574	Electrical & electronic mach. equip. & supplies - Machines, matér., fourn. électric. & électro.	34.7	35.8	38.3	36.9	34.3	38.8	38.6	37.1	34.3	38.7	44.5	46.8	47.3
579	Other machinery, equipment & supplies - Autres machines, matériel et fournitures	26.9	26.6	27.4	28.4	32.5	32.0	29.1	25.5	29.3	27.7	28.7	31.3	33.7
591-599	Other wholesale products - Autres produits divers, commerce de gros	25.4	25.9	31.9	34.9	36.4	32.4	36.9	40.0	36.9	42.8	43.5	47.2	49.6
601-692	Retail trade - Commerce de détail	502.5	517.8	530.9	553.7	595.1	528.4	519.0	532.7	510.5	528.2	519.5	529.5	528.9
601-603	Food, beverage and drug - Aliments, boissons et médicaments	132.9	146.5	153.2	162.9	179.1	158.9	158.4	173.6	167.4	182.1	171.9	168.5	169.8
601	Food stores - Magasins d'alimentation	104.7	114.8	118.8	126.0	137.7	117.1	115.3	127.7	121.4	132.8	127.5	123.6	123.8
603	Prescription drugs & patent medicine stores - Mag. de médicaments sur ordonnance & brevetés	17.7	20.7	23.2	25.8	30.2	30.6	31.8	35.3	35.5	37.0	33.6	35.2	35.9
611-615	Shoe, apparel, fabric & yarn - Chaussures, vêtements, tissus et filés	46.4	46.6	50.9	52.7	55.2	48.5	46.7	44.4	46.0	47.8	51.0	55.3	52.4
613	Women's clothing stores - Magasins de vêtements pour dames	22.6	20.2	20.8	22.5	22.9	18.3	16.8	19.0	20.0	20.7	22.9	24.4	22.1
614	Clothing stores n.e.c. - Magasins de vêtements n.c.a.	12.1	12.3	12.4	13.4	14.1	13.1	14.1	11.5	11.6	12.6	15.7	16.6	16.2
621-623	Household furniture, appliances & furnishings - Meubles, appareils et accessoires de maison	32.2	32.2	32.6	33.6	31.9	29.5	30.3	34.4	29.7	27.5	27.0	28.6	29.9
621	Household furniture stores - Magasins de meubles de maison	11.3	11.8	12.4	12.0	11.2	9.6	9.5	11.6	10.3	8.6	8.1	9.2	9.7
622	Appliance, TV, radio & stereo stores - Magasins ménagers, tv, radio & appar. stéréo	9.2	8.9	8.2	10.5	9.1	7.5	12.7	15.9	12.3	12.2	11.9	12.0	12.2
623	Household furnishings stores - Magasins d'accessoires d'ameublement	11.8	11.5	12.0	11.1	11.7	12.4	8.1	6.9	7.1	6.6	7.1	7.4	8.0
631-639	Auto vehicles, parts & access., sales & serv. - Véhicules autos, pièces & access., vente & serv.	124.1	122.4	116.2	123.6	139.3	108.3	110.6	111.9	108.1	111.7	109.7	110.7	110.8
631	Automobile dealers - Concessionnaires d'automobiles	41.4	39.0	30.7	37.7	41.0	36.7	39.9	39.1	35.7	40.1	39.9	40.7	41.7
633	Gasoline service stations - Stations-service	33.7	35.4	39.7	36.7	42.3	29.4	27.9	24.6	23.1	22.0	20.8	18.4	16.8
634	Automotive parts & accessories stores - Mag. de pièces et accessoires pour automobiles	22.2	20.5	18.4	19.9	23.9	18.0	17.1	19.0	17.9	18.6	18.0	19.1	20.1
635	Motor vehicle repair shops - Ateliers de réparation d'automobiles	20.7	20.6	19.7	22.1	24.1	18.3	19.2	25.1	24.3	24.0	23.9	25.2	24.6

Annual Estimates of Employment, Earnings and Hours, 1986-1998, Statistics Canada
Estimations annuelles de l'emploi, des gains et de la durée du travail, 1986-1998, Statistique Canada

Table 1

Estimates of Employment, for All Employees, by Industry, Canada, Provinces and Territories.

Tableau 1

Estimations de l'emploi, pour l'ensemble des salariés, par industrie, Canada, provinces et territoires.

SIC 1980 CTI	Industry Industrie	EMPLOYMENT IN THOUSANDS - EMPLOI EN MILLIERS												
		1986	1987	1988	1989	1990	1991	1992	1993	1994	1995	1996	1997	1998
ONTARIO														
641-641	General merchandise stores - Magasins de marchandises diverses	98.4	96.6	97.7	103.1	103.7	102.3	90.9	81.5	77.4	76.6	76.4	79.1	79.8
651-692	Other retail n.e.c. - Autres commerces de détail n.c.a.	68.5	73.5	80.4	77.7	86.0	80.8	82.1	86.9	81.8	82.4	83.6	87.3	86.2
701-761	Finance, insurance & real estate - Finances, assur. & affaires immobilières	298.3	315.2	330.1	327.9	336.6	314.3	309.1	299.3	291.8	289.7	299.8	310.3	322.6
701-749	Finance & insurance - Intermédiaires financiers et assurances	198.3	212.9	224.4	223.2	227.6	226.8	222.8	219.3	217.3	215.8	222.8	227.1	236.5
701-709	Deposit accepting intermediaries - Intermédiaires financiers de dépôts	100.1	103.2	109.5	117.6	127.1	130.8	126.2	119.8	118.9	117.6	114.4	119.2	121.9
701-702	Banks - Banques	72.6	75.9	80.4	84.8	92.1	95.0	94.1	93.6	92.8	92.4	90.2	93.1	94.2
711-712	Consumer & business financing intermediaries - Crédit à la consommation et aux entreprises	9.3	10.1	10.5	10.5	11.0	10.5	10.7	10.7	9.1	7.7	8.2	8.9	9.6
721-729	Investment intermediaries - Intermédiaires d'investissement	25.2	34.7	36.8	25.3	22.7	21.6	22.4	20.5	22.9	24.8	31.6	30.4	33.6
731-733	Insurance - Assurances	47.0	45.7	45.9	46.3	49.4	49.2	49.3	51.9	49.3	47.5	50.7	48.6	49.2
741-749	Other financial intermediaries - Autres intermédiaires financiers	16.7	19.2	21.7	23.5	17.4	14.6	14.1	16.4	17.0	18.3	18.0	19.9	22.2
751-759	Real estate operators (exc'l developers) - Services immobiliers (sauf lotisseurs)	45.1	41.6	43.9	44.2	42.6	38.5	36.9	36.9	34.7	34.9	36.4	40.4	42.1
761-761	Insurance & real estate agent - Agences d'assur. et agences immobilières	55.0	60.7	61.7	60.6	66.4	49.0	49.5	43.1	39.8	39.0	40.6	42.7	44.0
771-779	Comm., business & pers. services - Services socio-culturels, comm. et pers.	1,407.6	1,511.8	1,541.0	1,599.6	1,624.9	1,563.9	1,509.1	1,543.5	1,566.9	1,616.6	1,619.6	1,660.6	1,721.4
771-779	Business services - Services aux entreprises	262.6	268.1	264.8	277.2	276.7	253.0	232.3	243.7	258.6	282.2	306.0	330.6	361.8
775	Arch., eng. & other scientific & tech. serv. - Arch., ingénieurs et autres serv. scient. et tech.	33.9	37.6	35.6	39.5	47.3	45.2	34.0	39.0	40.5	44.0	45.8	50.7	56.3
779	Other business services - Autres services aux entreprises	55.9	56.9	62.8	59.6	60.4	58.7	58.0	55.5	62.1	63.9	65.7	69.8	75.1
851-859	Educational & related services - Services d'enseignement et services annexes	293.3	311.2	321.3	331.0	344.1	356.1	355.9	358.2	356.4	356.8	346.8	331.7	342.9
851	Elementary & secondary education - Enseignement élémentaire et secondaire	185.3	190.8	199.6	209.3	215.9	223.9	223.4	226.2	224.3	223.8	221.7	211.3	222.6
852	Post-second. non-university education - Enseignement postsecondaire non univers.	33.0	38.0	37.1	36.8	38.5	39.5	40.6	42.5	43.1	43.7	38.4	36.2	35.4
853	University education - Enseignement universitaire	57.4	64.1	66.1	67.2	70.5	72.9	72.1	72.3	69.4	68.3	66.8	65.1	66.6
854	Library services - Bibliothèques	10.2	10.4	10.0	9.9	10.6	11.6	11.0	10.5	10.4	10.0	8.8	7.9	7.9
855	Museums & archives - Musées et archives	3.4	3.6	3.4	3.2	4.0	4.8	3.2	3.7	4.1	4.2	4.0	3.9	3.6
859	Other educational services - Autres services d'enseignement	4.0	4.4	5.1	4.6	4.6	3.4	5.6	3.0	5.2	6.9	7.0	7.2	6.7
861-869	Health & social services - Services de soins de santé et services sociaux	344.1	375.7	386.9	400.1	414.8	419.3	411.4	419.5	426.2	446.4	426.6	434.7	433.9
861	Hospitals - Hôpitaux	155.9	164.7	172.2	174.6	176.3	179.0	176.6	176.0	173.4	167.4	161.4	158.4	155.0
862	Other institutional health & social services - Autres établ. de soins de santé & serv. sociaux	78.3	79.9	81.6	84.1	84.0	83.8	77.0	76.5	84.9	95.1	84.2	84.0	83.3
911-922	Accommodation, food & beverage services - Hébergement et restauration	289.2	323.4	324.8	342.6	332.3	288.8	274.0	286.0	275.7	277.2	283.4	297.7	306.1
911-914	Accommodation services - Services d'hébergement	61.9	69.5	73.0	78.2	70.9	59.9	53.9	53.6	50.4	48.2	53.4	55.4	52.4
921-922	Food & beverage services - Services de la restauration	227.3	253.9	251.7	264.4	261.4	228.9	220.1	232.4	225.3	229.0	230.0	242.3	253.7
921	Food services - Services de restauration	201.0	224.2	221.8	232.4	231.4	208.7	207.0	224.3	216.0	218.7	220.4	231.9	242.8
961-999	Miscellaneous services - Services divers	218.4	233.3	243.1	248.7	257.1	246.7	235.6	236.3	249.9	254.0	256.8	266.0	276.8

Annual Estimates of Employment, Earnings and Hours, 1986-1998, Statistics Canada
Estimations annuelles de l'emploi, des gains et de la durée du travail, 1986-1998, Statistique Canada

Table 1
Estimates of Employment, for All Employees, by Industry, Canada, Provinces and Territories.

Tableau 1
Estimations de l'emploi, pour l'ensemble des salariés, par industrie, Canada, provinces et territoires.

SIC 1980 CTI	Industry Industrie	EMPLOYMENT IN THOUSANDS - EMPLOI EN MILLIERS												
		1986	1987	1988	1989	1990	1991	1992	1993	1994	1995	1996	1997	1998
ONTARIO														
961-969	Amusement & recreational services - Services de divertissements et de loisirs	61.6	66.9	74.4	73.9	87.1	73.3	73.9	73.4	74.8	77.5	79.3	88.5	90.6
991-999	Other services - Autres services	72.6	76.5	80.8	79.9	84.5	86.6	77.7	78.7	88.6	92.5	91.4	90.0	97.5
990	Other services n.e.c. - Autres services n.c.a.	33.1	30.8	27.8	27.5	36.4	39.6	29.4	31.5	40.3	38.6	37.0	34.5	39.2
995	Services to buildings & dwellings - Serv. relatifs aux bâtiments et habitations	22.9	24.9	29.9	29.9	24.4	27.3	29.5	27.1	25.4	27.4	31.4	31.6	33.2
996	Travel services - Services de voyages	9.6	13.7	15.4	15.0	13.2	9.5	10.8	10.7	13.6	15.4	12.7	11.9	12.0
812-837 Public administration - Administration publique		249.8	246.8	256.5	258.2	260.9	269.2	269.7	262.9	263.0	258.0	243.7	237.0	230.3
812-817	Federal administration (exc'l the military) - Administration fédérale (sauf la défense)	110.9	105.7	106.9	108.7	110.8	115.2	115.6	110.5	112.1	107.7	101.3	93.6	93.6
822-827	Provincial administration - Administration provinciale	59.3	61.6	65.7	63.5	61.4	62.8	62.9	63.3	62.0	61.0	54.4	53.9	51.6
832-837	Local administration - Administration locale	79.5	79.6	83.9	86.0	88.8	91.2	91.2	89.1	88.8	89.3	88.0	89.5	85.1
451-484 Service producing industries - Branches 501-999 productrices de services		2,961.5	3,097.8	3,179.8	3,289.1	3,373.3	3,192.7	3,129.9	3,135.2	3,125.7	3,198.3	3,206.1	3,296.8	3,380.4
000-999 Industrial aggregate - Ensemble des industries		4,225.2	4,404.4	4,506.5	4,662.3	4,649.6	4,306.3	4,162.2	4,139.8	4,181.0	4,270.2	4,293.4	4,422.8	4,560.3
MANITOBA														
061-092 Mining (incl. milling), quarrying and oil wells Mines (y compris broyage), carrières et puits de pétrole		4.1	4.1	4.2	4.6	4.5	4.1	4.1	3.8	3.6	3.4	2.9	3.9	3.8
101-399 Manufacturing - Industries manufacturières		59.8	61.7	62.5	62.3	60.6	51.5	50.0	49.1	48.5	53.2	55.1	57.5	61.1
Non-durable goods - Biens non durables		32.0	32.7	33.1	32.1	30.7	26.7	25.1	24.6	23.4	25.3	24.6	25.4	27.0
Durable goods - Biens durables		27.8	29.0	29.4	30.2	29.9	24.8	24.9	24.5	25.1	27.9	30.5	32.1	34.1
101-109	Food - Aliments	10.2	10.5	10.4	9.6	8.7	7.9	7.2	7.0	6.2	6.5	7.0	6.7	6.5
243-249	Clothing - Habillement	7.8	8.1	7.8	7.3	6.8	5.4	4.9	5.3	5.1	5.0	4.9	4.7	4.8
244	Women's clothing - Vêtements pour dames	2.8	3.2	2.9	2.7	2.5	2.1	2.3	2.8	2.6	2.9	2.7	2.5	2.8
254	Sash, doors & other millwork - Portes, châssis et autres bois travaillés	1.8	1.7	1.7	1.7	1.9	1.7	1.7	2.2	2.8	3.3	2.7	2.9	3.1
281-284	Printing, publishing & allied ind. - Imprimerie, édition et industries connexes	5.8	6.1	6.5	6.5	6.6	6.2	7.0	5.8	5.8	5.8	6.1	6.4	7.1
281	Commercial printing - Impression commerciale	1.7	2.1	2.3	2.3	2.1	2.3	3.2	2.4	2.6	3.0	3.3	3.5	3.4
321-329	Transportation equipment - Matériel de transport	6.3	6.5	6.7	7.2	7.6	7.0	6.8	6.6	6.8	6.8	7.7	8.7	10.0
321	Aircraft & aircraft parts - Aéronefs et pièces d'aéronefs	2.8	3.2	3.2	3.6	4.1	3.8	3.6	3.5	3.3	3.0	2.9	3.2	3.7
401-449 Construction - Construction		15.7	17.3	16.5	15.2	15.5	13.8	13.6	12.3	13.2	13.9	14.2	14.3	15.7
401-402 Bldg, developing & general contracting - Constructeurs, promoteurs et entrep. généraux		3.7	3.6	3.6	3.0	2.9	3.2	2.8	2.8	3.2	3.4	3.0	3.0	3.4
411-412 Industrial & heavy (engineering) construction - Constr. lourde et industrielle (génie)		2.4	2.8	2.6	2.6	2.1	1.5	1.7	1.7	2.0	1.9	1.8	1.7	1.8
421-429 Trade contracting - Entrepreneurs spécialisés		9.3	10.5	10.0	9.3	10.0	8.8	8.8	7.5	7.8	8.5	9.1	9.3	10.1
041-449 Goods producing industries - Branches 491-499 productrices de biens		85.7	89.6	89.9	88.9	87.4	76.2	74.4	71.9	71.8	77.2	79.1	82.5	87.6

Annual Estimates of Employment, Earnings and Hours, 1986-1998, Statistics Canada
 Estimations annuelles de l'Emploi, des gains et de la durée du travail, 1986-1998, Statistique Canada

Table 1

Estimates of Employment, for All Employees, by Industry, Canada, Provinces and Territories.

Tableau 1

Estimations de l'emploi, pour l'ensemble des salariés, par industrie, Canada, provinces et territoires.

SIC 1980 CTI	Industry Industrie	EMPLOYMENT IN THOUSANDS - EMPLOI EN MILLIERS												
		1986	1987	1988	1989	1990	1991	1992	1993	1994	1995	1996	1997	1998
MANITOBA														
	451-499 Transportation, storage, comm. & other utilities - Transp., entreposage, comm. et autres services publics	41.0	40.6	41.4	42.7	42.4	42.4	42.1	41.7	42.7	43.1	43.5	42.6	42.8
	451-479 Transportation & storage - Transport et entreposage	25.7	24.6	25.2	26.3	25.7	25.0	24.5	24.9	25.8	26.2	26.6	26.3	26.5
	451-459 Transportation - Transport	24.6	23.4	24.1	25.3	24.6	24.0	22.8	23.3	24.1	24.2	23.9	23.9	24.0
	481-499 Communication & other utilities - Communications et autres services publics	15.3	15.9	16.2	16.5	16.7	17.4	17.7	16.8	16.9	16.9	16.8	16.2	16.3
	481-484 Communication - Communications	9.9	10.4	10.5	10.7	10.8	11.4	11.7	10.9	10.9	10.8	10.6	10.0	10.1
	482 Telecommunication carriers - Transmission des télécommunications	5.2	5.3	5.3	5.6	5.8	5.9	5.8	5.3	5.0	4.8	4.6
	491-499 Other Utilities - Autres services publics	5.4	5.5	5.6	5.8	5.9	6.0	5.9	5.9	6.0	6.1	6.2	6.2	6.2
	491 Electric power systems - Énergie électrique	4.2	4.2	4.3	4.4	4.4	4.7	4.7	4.6	4.6	4.7	4.8	4.7	4.8
	501-692 Trade - Commerce	71.2	76.1	76.6	72.5	75.7	70.1	67.8	68.8	74.1	74.5	75.6	77.1	78.2
	501-599 Wholesale Trade - Commerce de gros	24.9	26.5	25.0	23.7	24.4	22.8	21.8	21.2	22.5	24.3	24.6	25.6	27.3
	571-579 Machinery, equipment & supplies - Machines, matériel et fournitures	6.2	6.4	6.6	7.3	7.5	6.5	6.0	5.3	5.6	6.9	7.9	6.9	7.5
	601-692 Retail trade - Commerce de détail	46.3	49.6	51.6	48.9	51.3	47.3	46.0	47.6	51.6	50.2	51.0	51.4	50.9
	601-603 Food, beverage and drug - Aliments, boissons et médicaments	12.8	14.7	15.0	14.4	16.5	15.4	15.0	15.0	17.5	17.9	18.1	18.6	18.5
	601 Food stores - Magasins d'alimentation	9.2	10.9	10.8	11.3	13.1	12.6	12.6	12.3	13.1	14.2	14.4	15.0	14.7
	611-615 Shoe, apparel, fabric & yarn - Chaussures, vêtements, tissus et filés	3.9	4.2	4.7	4.7	4.5	4.5	4.3	4.6	4.0	4.0	4.2	4.3	4.4
	631-639 Auto vehicles, parts & access., sales & serv. - Véhicules autos, pièces & access., vente & serv.	10.9	12.6	13.5	12.8	12.0	10.1	9.0	10.3	10.9	10.8	11.0	11.0	11.0
	641-641 General merchandise stores - Magasins de marchandises diverses	11.9	11.1	11.4	10.6	10.0	9.7	9.0	8.9	9.8	9.0	8.5	8.7	8.0
	651-692 Other retail n.e.c. - Autres commerces de détail n.c.a.	4.7	5.0	5.1	4.6	6.1	5.5	7.0	6.8	7.2	6.5	7.0	6.9	6.7
	701-761 Finance, insurance & real estate - Finances, assur. & affaires immobilières	24.0	24.9	25.7	27.1	26.8	27.6	27.1	27.4	26.0	26.0	25.9	26.4	26.7
	701-749 Finance & insurance - Intermédiaires financiers et assurances	18.7	19.1	19.8	21.3	21.2	21.0	21.5	21.7	20.5	20.5	20.0	19.5	19.7
	701-709 Deposit accepting intermediaries - Intermédiaires financiers de dépôts	8.2	8.3	8.4	8.7	9.5	10.0	9.6	10.3	9.7	9.8	9.1	9.3	9.5
	701-702 Banks - Banques	5.6	5.6	5.7	5.9	6.3	6.6	6.7	6.7	6.7	6.7	6.2	6.5	6.3
	721-729 Investment intermediaries - Intermédiaires d'investissement	2.8	2.8	2.8	3.3	3.4	2.9	3.2	3.2	3.2	3.1	3.2	3.7	3.5
	731-733 Insurance - Assurances	5.5	5.8	6.1	6.1	5.8	6.2	6.8	6.5	5.6	5.5	5.5	5.3	5.3
	751-759 Real estate operators (exc'l developers) - Services immobiliers (sauf lotisseurs)	2.4	2.4	2.4	2.8	3.2	3.8	3.4	2.8	3.2	3.1	3.4	3.9	4.0
	761-761 Insurance & real estate agent - Agences d'assur. et agences immobilières	2.9	3.4	3.4	3.1	2.4	2.8	2.2	2.9	2.3	2.3	2.6	2.9	3.0
	771-779 Comm., business & pers. services - Services 851-999 socio-culturels, comm. et pers.	133.9	141.2	147.5	149.1	154.6	146.6	150.2	151.0	156.3	163.4	168.3	170.6	175.9
	771-779 Business services - Services aux entreprises	10.3	11.3	11.3	14.4	14.7	14.1	14.1	14.2	16.2	17.3	18.5	19.3	20.0
	851-859 Educational & related services - Services d'enseignement et services annexes	34.6	35.4	36.3	37.3	38.3	36.2	37.7	38.4	37.8	38.9	38.3	38.5	39.4
	851 Elementary & secondary education - Enseignement élémentaire et secondaire	23.7	24.4	25.6	26.9	27.6	25.9	27.2	28.0	27.8	28.4	27.9	27.5	27.6

Annual Estimates of Employment, Earnings and Hours, 1986-1998, Statistics Canada
Estimations annuelles de l'emploi, des gains et de la durée du travail, 1986-1998, Statistique Canada

Table 1
Estimates of Employment, for All Employees, by Industry, Canada, Provinces and Territories.

Tableau 1
Estimations de l'emploi, pour l'ensemble des salariés, par industrie, Canada, provinces et territoires.

SIC 1980 CTI	Industry Industrie	EMPLOYMENT IN THOUSANDS - EMPLOI EN MILLIERS												
		1986	1987	1988	1989	1990	1991	1992	1993	1994	1995	1996	1997	1998
MANITOBA														
852	Post-second. non-university education - Enseignement postsecondaire non univers.	1.7	1.7	1.6	1.5	1.7	1.6	1.8	1.6	1.3	2.1	2.1	2.5	2.4
853	University education - Enseignement universitaire	7.8	7.8	7.8	7.6	7.8	7.4	7.5	7.5	7.3	7.1	7.1	7.4	8.0
861-869	Health & social services - Services de soins de santé et services sociaux	42.6	45.9	49.9	49.0	52.8	49.4	49.9	49.9	51.5	54.1	58.6	60.0	60.9
861	Hospitals - Hôpitaux	22.0	21.0	22.3	22.9	23.5	23.7	23.7	23.7	23.2	22.7	23.3	22.5	23.1
911-922	Accommodation, food & beverage services - Hébergement et restauration	27.7	28.3	29.3	26.0	26.4	26.2	26.9	27.1	28.7	30.9	30.5	30.5	31.4
921-922	Food & beverage services - Services de la restauration	17.3	18.1	19.9	18.0	18.7	19.3	19.2	19.8	21.0	23.3	22.2	22.2	22.8
921	Food services - Services de restauration	16.6	17.4	19.1	17.3	18.0	18.5	18.5	19.4	20.7	23.2	22.2	22.1	22.7
961-999	Miscellaneous services - Services divers	18.7	20.2	20.7	22.5	22.3	20.7	21.6	21.4	22.2	22.2	22.3	22.3	24.1
991-999	Other services - Autres services	5.6	5.8	5.3	6.8	7.5	7.5	7.5	8.4	8.1	8.7	8.7	8.5	8.3
990	Other services n.e.c. - Autres services n.c.a.	3.1	2.8	2.4	2.7	3.8	4.2	3.7	3.9	4.0	4.6	4.3	4.3	4.1
812-837	Public administration - Administration publique	31.1	30.2	30.3	30.0	30.3	30.6	31.0	30.6	29.8	28.8	29.3	29.1	30.3
812-817	Federal administration (exc'l the military) - Administration fédérale (sauf la défense)	11.7	11.1	11.2	11.3	11.4	12.1	12.1	12.0	11.7	10.7	10.6	9.6	9.6
822-827	Provincial administration - Administration provinciale	11.9	11.5	11.4	11.0	11.1	10.9	11.0	10.6	10.1	10.0	9.7	9.6	9.8
832-837	Local administration - Administration locale	7.4	7.5	7.7	7.7	7.8	7.7	7.9	8.0	8.0	8.0	9.1	9.9	10.9
451-484	Service producing industries - Branches 501-999 productrices de services	295.8	307.4	315.8	315.8	323.8	311.3	312.4	313.6	323.0	329.6	336.4	339.6	347.7
000-999	Industrial aggregate - Ensemble des industries	381.5	397.1	405.7	404.7	411.3	387.5	386.8	385.5	396.4	408.6	417.1	425.0	438.9
SASKATCHEWAN														
041-051	Logging and forestry - Exploitation forestière et serv. forestiers	0.7	0.7	0.7	0.8	0.8	0.7	0.7	0.8	1.0	1.0	1.0	1.1	1.2
061-092	Mining (incl. milling), quarrying and oil wells Mines (y compris broyage), carrières et puits de pétrole	9.9	9.0	8.9	8.8	8.4	7.6	7.3	7.4	7.5	8.9	9.2	10.1	9.8
062	Non-metal mines (except coal) - Mines de minerais non métalliques (sauf le charbon)	3.9	4.1	3.8	3.6	3.5	3.4	3.2	3.0	2.9	3.1	2.7	3.3	..
091-092	Services incidental to mineral extraction - Industrie des services miniers	3.3	2.3	2.1	2.6	2.6	2.1	1.7	2.4	2.4	2.9	2.8	2.9	2.9
101-399	Manufacturing - Industries manufacturières	22.0	23.0	23.6	25.5	25.3	20.9	21.2	20.9	23.5	24.9	23.9	25.2	26.4
	Non-durable goods - Biens non durables	11.6	12.2	12.7	13.6	13.6	12.1	12.2	11.1	12.1	12.8	11.8	12.0	12.5
	Durable goods - Biens durables	10.4	10.9	10.8	11.9	11.7	8.8	9.1	9.7	11.3	12.1	12.2	13.2	13.9
101-109	Food - Aliments	4.1	4.2	4.3	4.3	4.3	4.1	4.4	4.1	4.2	5.2	4.1	4.3	5.3
101	Meat and poultry products - Viande & volaille	1.6	1.6	1.8	1.9	1.8	1.8	1.9	2.0	2.1	2.3	1.9	1.9	2.1
251-259	Wood - Bois	1.8	1.9	1.6	1.7	1.2	0.9	0.9	1.1	1.6	1.7	1.8	1.9	2.2
281-284	Printing, publishing & allied ind. - Imprimerie, édition et industries connexes	3.1	3.4	3.3	4.1	4.4	3.5	3.4	3.1	3.5	3.1	3.2	3.1	2.0
284	Combined publishing & printing - Impression et édition combinées	1.3	1.4	1.5	1.7	1.9	1.5	1.6	1.6	1.7	1.8	2.0	1.7	0.6
311-319	Machinery (ex. elect. mach.) - Machinerie (sauf électrique)	2.2	2.2	2.4	2.9	2.9	2.0	2.3	2.8	3.8	3.3	3.9	4.5	4.6

Table 1

Estimates of Employment, for All Employees, by Industry, Canada, Provinces and Territories.

Tableau 1

Estimations de l'emploi, pour l'ensemble des salariés, par industrie, Canada, provinces et territoires.

SIC 1980 CTI	Industry Industrie	EMPLOYMENT IN THOUSANDS - EMPLOI EN MILLIERS												
		1986	1987	1988	1989	1990	1991	1992	1993	1994	1995	1996	1997	1998
SASKATCHEWAN														
311	Agricultural implements - Instruments aratoires	1.5	1.5	1.7	1.9	2.1	1.5	1.8	2.3	3.0	2.1	3.0	3.6	3.4
401-449 Construction - Construction		12.7	15.0	14.5	14.5	14.1	11.7	11.3	12.0	14.1	13.3	13.0	14.5	15.9
421-429	Trade contracting - Entrepreneurs spécialisés	6.9	8.5	8.1	8.3	8.2	6.9	6.8	7.6	8.4	7.9	7.4	7.9	8.8
041-449 Goods producing industries - Branches 491-499 productrices de biens		49.4	51.7	51.3	53.4	52.7	44.9	44.8	45.4	50.6	52.7	51.3	54.8	57.3
451-499 Transportation, storage, comm. & other utilities - Transp., entreposage, comm. et autres services publics		30.4	29.7	30.0	30.2	30.3	29.3	29.2	28.5	28.9	29.3	26.1	27.5	28.7
451-479	Transportation & storage - Transport et entreposage	17.2	16.7	17.0	16.6	16.7	15.7	16.1	15.4	15.5	16.0	14.2	14.8	15.0
481-499	Communication & other utilities - Communications et autres services publics	13.2	12.9	13.0	13.5	13.5	13.5	13.1	13.1	13.4	13.2	11.9	12.6	13.7
481-484	Communication - Communications	9.1	9.0	9.4	9.7	9.4	9.5	8.8	8.8	8.8	8.7	7.8	8.8	9.8
482	Telecommunication carriers - Transmission des télécommunications	5.0	4.9	5.1	5.1	5.0	4.6	4.3	4.2	4.2	4.3	3.6	4.4	4.7
491-499	Other Utilities - Autres services publics	4.1	3.9	3.6	3.8	4.1	4.0	4.2	4.3	4.6	4.6	4.1	3.9	3.9
501-692 Trade - Commerce		57.2	60.2	62.2	61.4	61.6	60.6	60.9	62.4	61.7	65.6	64.8	66.3	68.8
501-599	Wholesale Trade - Commerce de gros	18.7	18.6	18.7	18.6	17.9	16.8	17.8	19.0	18.0	21.1	21.0	20.7	20.9
601-692	Retail trade - Commerce de détail	38.5	41.6	43.5	42.8	43.7	43.8	43.1	43.4	43.7	44.5	43.8	45.6	48.0
601-603	Food, beverage and drug - Aliments, boissons et médicaments	9.2	9.5	10.2	11.6	12.7	13.1	11.2	12.1	12.8	14.7	14.7	14.6	16.0
601	Food stores - Magasins d'alimentation	7.1	7.4	8.2	9.4	10.0	10.0	8.4	9.5	9.8	11.2	11.7	11.8	12.8
611-615	Shoe, apparel, fabric & yarn - Chaussures, vêtements, tissus et filés	2.7	3.4	3.4	3.6	3.7	3.4	3.3	3.1	3.4	3.6	3.6	3.5	3.2
613	Women's clothing stores - Magasins de vêtements pour dames	1.1	1.3	1.1	1.2	1.1	1.1	1.2	1.2	1.4	1.3	1.6	1.7	1.3
631-639	Auto vehicles, parts & access., sales & serv. Véhicules autos, pièces & access., vente & serv.	10.9	12.2	13.6	11.7	11.8	11.0	12.9	12.8	11.3	10.5	11.6	12.4	13.0
641-641	General merchandise stores - Magasins de marchandises diverses	9.9	9.9	9.9	9.5	9.0	9.9	9.3	8.2	8.4	8.1	7.7	8.1	8.6
651-692	Other retail n.e.c. - Autres commerces de détail n.c.a.	4.5	4.7	4.5	4.5	4.9	4.5	4.8	5.9	5.8	5.7	5.0	5.3	5.5
701-761 Finance, insurance & real estate - Finances, assur. & affaires immobilières		21.9	22.6	22.6	21.4	22.9	20.8	20.2	20.5	19.7	21.5	22.8	23.1	24.5
701-749	Finance & insurance - Intermédiaires financiers et assurances	14.8	14.9	15.3	15.7	16.2	14.2	14.8	14.7	14.5	15.7	16.9	17.5	18.1
701-709	Deposit accepting intermediaries - Intermédiaires financiers de dépôts	9.1	9.7	10.2	10.3	10.1	9.2	9.4	8.9	8.5	9.2	9.3	8.9	9.0
701-702	Banks - Banques	4.9	5.0	5.1	5.2	5.3	5.2	5.3	5.2	4.9	5.3	5.5	5.3	...
731-733	Insurance - Assurances	3.0	2.9	2.8	3.1	3.1	2.8	2.9	3.5	3.9	4.1	4.4	4.4	4.6
751-759	Real estate operators (exc'l developers) - Services immobiliers (sauf lotisseurs)	5.0	4.8	4.1	3.0	3.8	3.8	2.5	3.1	2.9	3.1	3.1	2.6	2.4
761-761	Insurance & real estate agent - Agences d'assur. et agences immobilières	2.1	2.9	3.1	2.6	2.8	2.8	2.9	2.7	2.3	2.7	2.8	3.0	4.0
771-779 Comm., business & pers. services - Services 851-999 socio-culturels, comm. et pers.		115.1	120.9	125.9	128.6	132.6	129.2	130.4	128.0	127.4	128.1	132.2	138.0	143.8
771-779	Business services - Services aux entreprises	8.1	9.1	9.3	8.9	10.4	10.0	10.2	9.3	10.2	11.1	11.2	12.3	13.4

Annual Estimates of Employment, Earnings and Hours, 1986-1998, Statistics Canada
Estimations annuelles de l'emploi, des gains et de la durée du travail, 1986-1998, Statistique Canada

Table 1

Estimates of Employment, for All Employees, by Industry, Canada, Provinces and Territories.

Tableau 1

Estimations de l'emploi, pour l'ensemble des salariés, par industrie, Canada, provinces et territoires.

SIC 1980 CTI	Industry Industrie	EMPLOYMENT IN THOUSANDS - EMPLOI EN MILLIERS												
		1986	1987	1988	1989	1990	1991	1992	1993	1994	1995	1996	1997	1998
SASKATCHEWAN														
851-859	Educational & related services - Services d'enseignement et services annexes	29.7	30.2	30.8	32.4	32.5	33.8	34.6	35.3	33.8	32.0	33.0	32.3	32.5
851	Elementary & secondary education - Enseignement élémentaire et secondaire	17.6	18.2	18.4	20.0	19.8	20.3	20.3	21.0	21.3	20.8	21.3	21.4	21.2
854	Library services - Bibliothèques	1.3	1.3	1.4	1.4	1.5	1.3	1.3	1.2	1.2	1.2	1.2	0.7	0.8
861-869	Health & social services - Services de soins de santé et services sociaux	36.9	37.4	41.0	39.7	44.8	46.3	47.4	43.8	41.7	43.2	43.9	48.0	52.0
861	Hospitals - Hôpitaux	18.6	18.2	19.3	18.5	20.7	20.7	20.7	19.6	19.1	19.0	19.8	19.3	19.5
911-922	Accommodation, food & beverage services - Hébergement et restauration	21.9	23.2	22.2	20.5	21.8	21.8	21.5	23.4	24.9	26.3	27.7	29.2	28.9
911-914	Accommodation services - Services d'hébergement	9.5	9.8	8.8	7.8	8.3	6.7	7.1	7.8	8.4	8.4	7.7	8.7	7.7
921-922	Food & beverage services - Services de la restauration	12.4	13.4	13.4	12.7	13.5	15.1	14.3	15.5	16.5	17.8	20.0	20.6	21.3
921	Food services - Services de restauration	11.7	12.7	12.7	12.0	12.8	14.1	13.8	15.2	15.9	16.9	18.8	19.3	19.8
961-999	Miscellaneous services - Services divers	18.4	21.0	22.5	27.1	23.0	17.3	16.8	16.3	16.8	15.5	16.3	16.2	16.9
993	Photographers - Photographes	0.9	1.6	0.8	1.1	0.5	0.2	0.2	0.1	0.1	0.1	0.1	0.1	0.1
812-837	Public administration - Administration publique	27.8	26.9	26.7	26.5	26.7	26.5	26.9	26.3	25.1	24.3	24.8	25.1	26.3
812-817	Federal administration (exc'l the military) - Administration fédérale (sauf la défense)	8.5	8.2	8.2	8.1	8.2	8.4	8.1	8.2	7.8	7.6	7.5	6.9	6.9
822-827	Provincial administration - Administration provinciale	10.0	9.5	9.4	9.2	9.6	9.3	9.4	8.6	8.3	8.1	7.8	7.7	7.7
832-837	Local administration - Administration locale	9.3	9.1	9.1	9.3	8.9	8.9	9.4	9.5	9.0	8.6	9.4	10.5	11.8
451-484	Service producing industries - Branches productrices de services	248.3	256.3	263.7	264.2	269.9	262.4	263.4	261.5	258.2	264.1	266.6	276.1	288.1
000-999	Industrial aggregate - Ensemble des industries	297.6	308.0	315.0	317.6	322.6	307.3	308.2	306.8	310.0	318.2	321.2	335.3	348.9
ALBERTA														
041-051	Logging and forestry - Exploitation forestière et serv. forestiers	2.5	2.8	3.0	2.9	3.1	3.3	2.8	2.9	2.7	2.5	2.2	2.3	2.6
061-092	Mining (incl. milling), quarrying and oil wells - Mines (y compris broyage), carrières et puits de pétrole	71.4	69.9	73.0	71.8	71.4	74.2	63.9	59.1	70.0	64.0	61.7	68.1	71.6
071-071	Crude petroleum & natural gas - Pétrole brut et gaz naturel	36.6	36.7	38.6	39.7	39.9	41.4	37.3	30.7	33.0	32.9	32.1	33.8	35.3
091-092	Services incidental to mineral extraction - Industrie des services miniers	31.2	29.4	30.4	27.7	26.7	28.7	23.1	24.5	33.2	27.3	25.3	30.0	32.4
091	Services incid. to crude petroleum & nat. gas - Services relat. au pétrole brut et au gaz nat.	27.4	26.0	27.3	24.4	23.7	25.9	20.1	22.3	29.5	24.2	23.2	28.5	31.0
101-399	Manufacturing - Industries manufacturières	83.5	89.8	92.5	96.5	99.6	90.1	86.4	88.0	90.5	93.0	101.3	109.8	114.9
	Non-durable goods - Biens non durables	38.4	40.4	40.7	42.8	44.0	43.5	42.5	43.2	43.0	44.8	45.2	46.2	46.9
	Durable goods - Biens durables	45.1	49.3	51.7	53.7	55.6	46.7	43.9	44.9	47.4	48.2	56.0	63.7	68.0
101-109	Food - Aliments	11.9	13.5	13.6	14.3	15.1	14.4	14.1	14.5	13.8	15.6	15.1	15.1	14.4
251-259	Wood - Bois	6.4	7.4	7.0	7.6	7.3	6.1	6.1	7.0	6.7	7.9	9.5	10.1	11.2
251	Sawmill, planing mill & shingle mill products - Scieries, ateliers de rabotage et usines de bardeaux	2.3	2.7	2.7	2.9	3.4	2.9	2.7	3.1	2.8	2.9	4.3	3.8	3.6

Annual Estimates of Employment, Earnings and Hours, 1986-1998, Statistics Canada
Estimations annuelles de l'emploi, des gains et de la durée du travail, 1986-1998, Statistique Canada

Table 1

Estimates of Employment, for All Employees, by Industry, Canada, Provinces and Territories.

Tableau 1

Estimations de l'emploi, pour l'ensemble des salariés, par industrie, Canada, provinces et territoires.

SIC 1980 CTI	Industry Industrie	EMPLOYMENT IN THOUSANDS - EMPLOI EN MILLIERS												
		1986	1987	1988	1989	1990	1991	1992	1993	1994	1995	1996	1997	1998
ALBERTA														
281-284	Printing, publishing & allied ind.- Imprimerie, édition et industries connexes	9.6	9.8	9.3	9.7	9.9	9.4	8.5	9.4	9.4	9.6	9.6	9.7	10.1
311-319	Machinery (ex. elect. mach.) - Machinerie (sauf électrique)	7.2	6.5	6.6	6.0	5.5	6.6	6.2	5.7	6.4	7.4	7.9	9.8	9.6
319	Other machinery & equipment - Autres machineries et équipements	5.5	5.0	5.1	4.6	4.5	6.0	5.6	5.1	5.9	6.9	7.1	8.7	8.7
371-379	Chemical & chemical products - Produits chimiques	5.0	5.1	5.2	5.6	6.4	6.8	5.9	6.3	6.0	6.3	5.9	6.3	6.2
371	Industrial chemicals n.e.c. - Produits chimiques d'usage industriel n.c.a.	1.2	1.1	1.0	1.6	1.8	2.1	2.0	3.4	3.1	3.2	3.5	3.7	3.4
401-449 Construction - Construction		55.0	52.9	57.0	62.0	67.5	60.8	60.4	59.8	59.8	63.0	62.5	71.4	79.1
401-402	Bldg, developing & general contracting - Constructeurs, promoteurs et entrep. généraux	14.9	13.0	13.1	16.0	15.9	17.4	16.3	15.3	11.2	11.2	10.9	12.4	12.7
401	Residential building & development - Promotion et construction de bâtiments résidentiels	8.1	7.1	7.2	8.7	8.5	9.2	10.8	9.4	6.2	6.5	6.3	7.2	8.2
411-412	Industrial & heavy (engineering) construction - Constr. lourde et industrielle (génie)	11.6	9.2	11.4	12.6	13.6	11.2	11.3	11.0	13.1	13.0	13.4	16.6	18.6
411	Industrial const. (other than buildings) - Constr. industrielle (autre que bâtiment)	4.7	3.4	4.4	5.0	6.2	5.9	5.8	6.5	7.8	7.6	7.0	8.6	9.2
421-429	Trade contracting - Entrepreneurs spécialisés	26.7	29.1	30.5	31.3	36.1	30.0	31.5	31.9	33.7	37.0	34.9	39.5	44.5
041-449 Goods producing industries - Branches productrices de biens		223.7	227.1	237.7	246.1	255.3	242.3	227.5	223.3	236.2	234.8	238.5	263.4	279.8
451-499 Transportation, storage, comm. & other utilities - Transp., entreposage, comm. et autres services publics		90.1	88.9	91.3	93.0	100.4	92.2	92.4	90.2	86.6	86.8	85.8	92.7	93.7
451-479	Transportation & storage - Transport et entreposage	54.1	51.7	53.3	54.4	60.6	53.5	53.7	53.6	50.1	51.1	52.3	57.7	58.3
451-459	Transportation - Transport	47.3	45.1	46.7	47.4	53.0	46.0	45.5	46.0	42.5	44.0	45.6	51.3	52.6
456	Truck transport - Camionnage	17.8	16.1	15.8	15.3	18.5	16.8	16.9	18.8	18.0	19.5	20.6	23.4	24.4
481-499	Communication & other utilities - Communications et autres services publics	36.0	37.1	38.0	38.6	39.8	38.6	38.7	36.6	36.5	35.7	33.5	35.0	35.3
481-484	Communication - Communications	24.6	25.4	25.7	25.8	26.0	24.8	24.7	23.0	23.4	23.4	22.7	23.2	23.7
482	Telecommunication carriers - Transmission des télécommunications	13.9	13.9	14.0	14.5	14.8	13.9	13.1	10.6	10.1	10.0	9.0
491-499	Other Utilities - Autres services publics	11.3	11.7	12.3	12.8	13.7	13.9	14.0	13.5	13.1	12.3	10.8	11.8	11.7
491	Electric power systems - Énergie électrique	6.4	6.7	6.9	7.2	7.5	7.7	7.6	7.4	7.0	6.3	5.3	5.7	5.2
501-692 Trade - Commerce		174.6	180.5	189.7	197.9	203.6	197.6	188.0	183.9	199.8	204.6	207.0	221.8	231.2
501-599	Wholesale Trade - Commerce de gros	49.2	53.0	56.7	58.1	60.6	63.8	58.5	57.9	63.4	65.6	67.4	75.4	79.8
571-579	Machinery, equipment & supplies - Machines, matériel et fournitures	18.7	20.1	21.9	23.3	23.6	23.9	21.0	20.4	23.6	26.0	24.6	27.2	28.4
601-692	Retail trade - Commerce de détail	125.4	127.5	133.0	139.8	143.0	133.9	129.4	126.0	136.4	139.0	139.6	146.4	151.4
601-603	Food, beverage and drug - Aliments, boissons et médicaments	30.4	32.6	33.5	35.2	35.9	33.0	35.1	37.5	46.7	47.2	48.4	48.3	51.0
601	Food stores - Magasins d'alimentation	20.4	21.7	21.9	21.7	24.8	25.1	27.4	29.4	38.3	36.6	37.4	36.8	39.3
611-615	Shoe, apparel, fabric & yarn - Chaussures, vêtements, tissus et filés	12.1	11.4	12.5	13.3	14.3	12.5	12.5	11.4	12.3	13.3	12.7	13.3	12.7
631-639	Auto vehicles, parts & access., sales & serv. - Véhicules autos, pièces & access., vente & serv.	33.0	33.2	37.8	40.9	40.4	39.9	31.3	29.1	33.4	34.3	34.4	37.2	39.1
641-641	General merchandise stores - Magasins de marchandises diverses	30.6	30.0	28.3	27.7	26.1	23.3	22.4	20.2	16.6	17.3	16.2	16.5	16.1

Annual Estimates of Employment, Earnings and Hours, 1986-1998, Statistics Canada
Estimations annuelles de l'emploi, des gains et de la durée du travail, 1986-1998, Statistique Canada

Table 1
Estimates of Employment, for All Employees, by Industry, Canada, Provinces and Territories.

Tableau 1
Estimations de l'emploi, pour l'ensemble des salariés, par industrie, Canada, provinces et territoires.

SIC 1980 CTI	Industry Industrie	EMPLOYMENT IN THOUSANDS - EMPLOI EN MILLIERS												
		1986	1987	1988	1989	1990	1991	1992	1993	1994	1995	1996	1997	1998
ALBERTA														
651-692	Other retail n.e.c. - Autres commerces de détail n.c.a.	14.8	15.8	16.4	17.3	21.1	19.4	23.2	21.9	21.1	20.1	21.4	24.6	25.6
701-761	Finance, insurance & real estate - Finances, assur. & affaires immobilières	51.5	51.1	53.2	56.2	57.1	55.2	54.8	53.1	55.8	58.0	57.9	61.1	60.1
701-749	Finance & insurance - Intermédiaires financiers et assurances	39.4	38.2	37.0	37.8	39.9	39.2	39.4	37.8	37.5	37.8	37.7	41.4	40.9
701-709	Deposit accepting intermediaries - Intermédiaires financiers de dépôts	20.6	21.0	21.1	22.4	22.8	22.4	22.5	22.1	22.1	22.1	21.3	22.9	22.9
701-702	Banks - Banques	17.4	17.8	17.8	18.9	19.2	18.7	18.4	18.3	18.1	18.1	17.6	19.0	18.7
721-729	Investment intermediaries - Intermédiaires d'investissement	9.2	7.7	6.4	6.6	8.7	7.8	7.1	6.4	7.2	7.9	7.7	9.1	7.5
731-733	Insurance - Assurances	4.9	4.9	4.8	5.1	5.5	6.1	6.2	5.5	5.1	4.8	4.7	4.7	5.0
751-759	Real estate operators (exc'l developers) - Services immobiliers (sauf lotisseurs)	7.3	7.1	8.6	9.2	8.7	7.0	6.5	7.8	8.6	10.4	10.6	9.6	9.4
761-761	Insurance & real estate agent - Agences d'assur. et agences immobilières	4.8	5.9	7.5	9.2	8.5	9.0	9.0	7.5	9.7	9.8	9.5	10.0	9.8
771-779	Comm., business & pers. services - Services socio-culturels, comm. et pers.	350.4	362.1	374.8	401.8	412.5	398.4	390.0	400.3	418.7	417.3	435.7	460.3	479.3
771-779	Business services - Services aux entreprises	35.1	37.1	39.0	49.2	53.4	50.9	51.0	55.4	65.5	62.1	74.0	86.5	96.7
851-859	Educational & related services - Services d'enseignement et services annexes	80.9	84.1	85.1	86.3	86.7	87.8	88.2	88.5	86.5	86.4	88.7	90.1	90.3
851	Elementary & secondary education - Enseignement élémentaire et secondaire	49.7	51.0	51.7	52.6	52.8	55.3	55.8	56.2	55.3	56.2	57.6	57.8	57.5
852	Post-second. non-university education - Enseignement postsecondaire non univers.	9.1	10.1	10.2	11.3	12.5	12.6	11.9	12.3	11.8	11.3	12.6	13.7	14.3
853	University education - Enseignement universitaire	18.4	19.2	19.3	18.3	17.4	17.0	17.1	16.8	16.0	15.2	15.0	15.1	15.1
854	Library services - Bibliothèques	2.3	2.3	2.3	2.5	2.5	1.8	1.8	2.0	2.0	2.1	1.8	1.8	1.8
861-869	Health & social services - Services de soins de santé et services sociaux	96.8	98.6	103.5	114.1	113.5	115.5	112.4	112.0	109.0	111.4	107.1	106.3	108.7
861	Hospitals - Hôpitaux	53.1	54.0	56.6	59.3	60.7	61.1	59.3	57.4	52.8	50.7	48.0	46.7	48.2
911-922	Accommodation, food & beverage services - Hébergement et restauration	76.2	76.7	84.5	87.6	90.1	77.5	73.4	78.0	88.3	93.3	97.0	101.4	102.6
911-914	Accommodation services - Services d'hébergement	28.1	28.3	31.5	33.4	35.6	31.0	27.4	25.2	26.9	26.6	27.8	26.2	26.3
911	Hotels, motels & tourist courts - Hôtels, motels et camps pour touristes	27.7	27.8	31.0	32.6	34.7	29.5	26.2	24.5	26.1	25.7	27.1	25.5	25.1
921-922	Food & beverage services - Services de la restauration	48.1	48.3	53.0	54.2	54.6	46.5	46.0	52.8	61.4	66.7	69.2	75.2	76.3
921	Food services - Services de restauration	45.9	46.1	50.6	51.6	51.9	43.6	44.5	51.2	59.4	63.8	65.8	71.2	71.6
961-999	Miscellaneous services - Services divers	61.3	65.7	62.7	64.6	68.8	66.7	64.9	66.4	69.5	64.0	68.9	75.9	81.1
991-999	Other services - Autres services	23.4	26.1	24.5	27.8	28.0	29.0	27.9	27.7	27.5	23.2	28.0	31.2	32.9
990	Other services n.e.c. - Autres services n.c.a.	14.2	17.5	14.4	17.4	17.1	16.7	14.1	12.1	12.8	11.2	13.0	14.8	15.3
812-837	Public administration - Administration publique	69.9	68.3	69.1	74.5	76.0	76.0	75.1	72.0	70.6	67.8	66.1	63.7	63.9
812-817	Federal administration (exc'l the military) - Administration fédérale (sauf la défense)	16.8	16.3	16.4	16.4	16.7	17.4	17.8	17.6	17.2	16.3	15.7	14.6	14.3
822-827	Provincial administration - Administration provinciale	31.1	29.6	30.2	35.3	35.9	35.0	32.5	30.7	30.0	28.2	25.5	23.5	22.4
832-837	Local administration - Administration locale	22.0	22.4	22.5	22.8	23.3	23.6	24.9	23.8	23.5	23.3	24.8	25.7	27.2

Annual Estimates of Employment, Earnings and Hours, 1986-1998, Statistics Canada
 Estimations annuelles de l'Emploi, des gains et de la durée du travail, 1986-1998, Statistique Canada

Table 1
Estimates of Employment, for All Employees, by Industry, Canada, Provinces and Territories.

Tableau 1
Estimations de l'emploi, pour l'ensemble des salariés, par industrie, Canada, provinces et territoires.

SIC 1980 CTI	Industry Industrie	EMPLOYMENT IN THOUSANDS - EMPLOI EN MILLIERS												
		1986	1987	1988	1989	1990	1991	1992	1993	1994	1995	1996	1997	1998
ALBERTA														
451-484 Service producing industries - Branches 501-999 productrices de services		725.1	739.2	765.9	810.6	835.9	805.5	786.3	786.0	818.5	822.1	841.6	887.9	916.6
000-999 Industrial aggregate - Ensemble des industries		948.8	966.2	1,003.6	1,056.7	1,091.2	1,047.8	1,013.8	1,009.4	1,060.5	1,062.7	1,086.4	1,162.2	1,208.1
BRITISH COLUMBIA COLOMBIE-BRITANNIQUE														
041-051 Logging and forestry - Exploitation forestière et serv. forestiers		19.2	23.8	24.0	25.7	23.2	25.3	24.4	26.8	28.5	29.5	29.3	28.8	27.3
041	Logging - Exploitation forestière	16.0	19.3	18.1	18.8	16.1	18.6	17.8	18.7	20.2	20.4	20.7	20.3	18.1
061-092 Mining (incl. milling), quarrying and oil wells Mines (y compris broyage), carrières et puits de pétrole		14.8	14.9	15.6	15.0	15.0	14.4	11.0	9.3	10.7	12.0	11.8	12.7	12.6
061-063 Mining - Mines		12.3	11.7	12.2	11.8	11.4	10.6	8.4	7.0	7.4	8.5	8.0	8.5	8.1
061	Metal mines - Mines de métaux	6.5	6.6	7.0	6.4	5.7	5.3	5.0	4.0	4.0	4.8
101-399 Manufacturing - Industries manufacturières		152.6	168.7	180.6	181.5	183.1	160.2	155.2	157.0	163.2	158.6	160.3	165.8	167.5
Non-durable goods - Biens non durables		68.0	71.6	76.7	74.5	78.5	72.9	71.0	67.6	70.6	68.1	66.6	67.9	69.6
Durable goods - Biens durables		84.6	97.1	103.9	107.0	104.6	87.4	84.3	89.5	92.6	90.5	93.7	97.8	97.9
101-109 Food - Aliments		18.1	18.5	19.1	18.4	18.8	18.7	18.0	17.4	19.1	17.0	18.7	20.0	20.1
251-259 Wood - Bois		32.8	40.7	44.0	42.3	44.3	39.8	38.6	38.1	42.8	39.9	42.3	43.0	40.1
251 Sawmill, planing mill & shingle mill products - Scieries, ateliers de rabotage et usines de bardeaux		26.5	32.8	35.7	34.5	35.5	32.1	28.3	26.4	29.3	26.9	30.8	30.7	28.5
271-279 Paper & allied products - Papier et produits connexes		19.1	20.5	21.1	21.7	22.3	20.9	18.5	18.7	18.0	18.2	16.5	14.8	15.0
271 Pulp & paper - Pâtes et papiers		16.5	18.1	18.5	19.2	19.8	18.6	16.5	16.8	16.2	15.9	14.6	12.8	12.8
281-284 Printing, publishing & allied ind.- Imprimerie, édition et industries connexes		11.2	11.6	12.2	11.3	14.1	14.5	15.7	15.0	14.4	14.1	14.1	14.1	14.8
401-449 Construction - Construction		46.7	52.0	55.6	65.6	73.3	66.5	69.7	70.3	69.1	69.1	70.9	73.9	72.0
401-402 Bldg, developing & general contracting - Constructeurs, promoteurs et entrep. généraux		13.4	13.7	14.4	19.7	22.6	17.3	18.1	19.5	17.0	15.7	16.5	16.5	15.5
401 Residential building & development - Promotion et construction de bâtiments résidentiels		9.7	10.0	10.5	14.2	16.1	12.0	13.7	15.1	12.4	11.3	11.3	11.0	9.5
411-412 Industrial & heavy (engineering) construction - Constr. lourde et industrielle (génie)		7.9	10.0	10.7	11.7	11.7	11.0	7.6	6.3	6.6	7.8	9.0	9.5	8.6
412 Highway & heavy constr. - Constr. de routes et constr. lourde		5.0	7.3	7.7	8.5	9.0	9.7	6.2	4.7	5.2	6.1	7.7	7.6	7.1
421-429 Trade contracting - Entrepreneurs spécialisés		23.9	26.8	28.8	32.3	36.9	35.3	40.7	40.0	41.2	40.9	40.7	43.2	42.6
441-449 Services incidental to construction - Services relatifs à la construction		1.4	1.6	1.6	1.9	2.2	2.8	3.4	4.5	4.4	4.6	4.6	4.8	5.3
041-449 Goods producing industries - Branches 491-499 productrices de biens		241.2	267.6	283.7	295.8	302.9	275.7	270.1	274.6	282.7	280.0	283.3	291.8	291.1
451-499 Transportation, storage, comm. & other utilities - Transp., entreposage, comm. et autres services publics		113.2	112.2	110.1	119.3	113.8	116.4	106.5	110.3	117.8	123.5	111.8	112.5	113.7

Annual Estimates of Employment, Earnings and Hours, 1986-1998, Statistics Canada
 Estimations annuelles de l'emploi, des gains et de la durée du travail, 1986-1998, Statistique Canada

Table 1

Estimates of Employment, for All Employees, by Industry, Canada, Provinces and Territories.

Tableau 1

Estimations de l'emploi, pour l'ensemble des salariés, par industrie, Canada, provinces et territoires.

SIC 1980 CTI	Industry Industrie	EMPLOYMENT IN THOUSANDS - EMPLOI EN MILLIERS												
		1986	1987	1988	1989	1990	1991	1992	1993	1994	1995	1996	1997	1998
BRITISH COLUMBIA COLOMBIE-BRITANNIQUE														
451-479	Transportation & storage - Transport et entreposage	76.1	75.1	72.9	81.1	74.7	74.8	66.8	69.2	75.5	78.9	70.9	73.9	73.8
451-459	Transportation - Transport	72.4	71.6	69.1	77.2	71.6	71.7	64.0	65.0	72.2	74.7	67.0	69.9	69.2
481-499	Communication & other utilities - Communications et autres services publics	37.1	37.1	37.3	38.2	39.0	41.6	39.8	41.1	42.4	44.6	40.9	38.6	39.8
481-484	Communication - Communications	29.1	28.9	29.3	30.2	30.7	32.4	30.0	30.0	31.1	33.7	29.9	28.0	28.1
482	Telecommunication carriers - Transmission des télécommunications	14.8	14.4	14.9	15.3	15.6	16.1	15.2	13.8	13.8
484	Postal & courier service - Services postaux et services de messagers	10.0	9.9	10.0	10.1	10.4	11.5	10.7	12.6	13.8	14.2	13.1	11.7	12.2
491-499	Other Utilities - Autres services publics	8.0	8.3	8.0	8.0	8.3	9.2	9.8	11.1	11.3	10.9	11.0	10.7	11.8
491	Electric power systems - Énergie électrique	6.1	6.2	5.9	5.5	5.8	5.9	5.9	6.5	6.5	6.0	6.0	6.0	5.7
501-692 Trade - Commerce		209.0	222.5	235.3	236.9	256.0	251.4	252.3	260.7	253.9	267.3	269.0	273.8	276.9
501-599	Wholesale Trade - Commerce de gros	53.3	56.7	63.0	65.0	73.2	74.0	70.8	72.0	77.0	80.2	83.6	83.7	85.5
521-524	Food, beverage, drug & tobacco - Produits alimentaires, boissons, médicaments et tabac	8.8	9.2	11.3	10.7	10.9	9.9	11.5	12.5	11.4	12.8	12.1	11.9	12.5
521	Food - Produits alimentaires	7.8	8.0	10.1	9.6	9.8	8.7	10.1	11.1	9.6	9.9	9.7	9.8	10.6
561-563	Metals, hardware, plumbing, heating & building materials - Métaux, quincaillerie, matér. de plomberie, de chauffage et de construction	9.0	11.4	11.9	11.8	15.6	14.4	13.3	15.1	17.5	18.4	16.7	16.2	16.3
563	Lumber & building materials - Bois et matériaux de construction	5.2	7.0	7.1	6.8	9.2	9.1	7.5	9.8	11.0	10.9	11.0	11.4	10.8
571-579	Machinery, equipment & supplies - Machines, matériel et fournitures	14.2	15.7	17.3	18.0	20.0	19.8	18.8	18.2	20.0	22.8	23.6	23.6	25.9
601-692	Retail trade - Commerce de détail	155.8	165.8	172.4	171.9	182.8	177.5	181.4	188.7	176.9	187.1	185.4	190.1	191.4
601-603	Food, beverage and drug - Aliments, boissons et médicaments	35.1	41.3	44.7	41.4	50.8	50.8	53.3	60.3	59.0	61.5	60.5	63.6	66.0
601	Food stores - Magasins d'alimentation	25.2	30.5	33.5	29.1	35.2	35.2	39.6	45.0	45.0	47.1	46.2	49.1	51.1
611-615	Shoe, apparel, fabric & yarn - Chaussures, vêtements, tissus et filés	15.4	19.0	19.2	18.5	18.6	15.8	14.1	14.0	14.9	14.9	17.3	16.6	15.8
613	Women's clothing stores - Magasins de vêtements pour dames	4.1	5.2	5.2	5.3	5.6	4.0	4.5	5.9	6.5	6.4	7.0	6.5	5.7
621-623	Household furniture, appliances & furnishings - Meubles, appareils et accessoires de maison	16.6	17.0	14.4	15.1	14.8	15.1	16.2	12.9	13.6	13.5	13.9	15.1	15.2
622	Appliance, TV, radio & stereo stores - Magasins ménagers, tv, radio & appar. stéréo	4.3	4.6	4.5	4.9	5.1	6.0	5.1	5.5	6.8	7.2	8.0	9.0	9.2
631-639	Auto vehicles, parts & access., sales & serv. - Véhicules autos, pièces & access., vente & serv.	37.9	38.4	42.5	42.7	44.0	43.2	46.8	47.4	39.0	40.5	40.1	40.6	40.7
641-641	General merchandise stores - Magasins de marchandises diverses	25.5	23.9	23.2	22.8	22.2	24.4	24.0	21.9	20.2	22.1	22.2	22.5	21.9
651-692	Other retail n.e.c. - Autres commerces de détail n.c.a.	25.4	26.2	28.3	31.3	32.5	28.2	27.0	32.2	30.1	34.5	31.2	31.6	31.7
701-761 Finance, insurance & real estate - Finances, assur. & affaires immobilières		58.7	63.8	65.9	72.1	77.5	81.0	82.1	90.3	87.0	87.9	85.2	89.1	90.0
701-749	Finance & insurance - Intermédiaires financiers et assurances	42.2	44.1	45.3	48.3	52.8	53.9	56.8	59.8	58.9	59.6	57.4	61.0	61.9
701-709	Deposit accepting intermediaries - Intermédiaires financiers de dépôts	26.4	26.4	27.1	28.9	31.4	31.3	31.9	34.9	32.6	32.3	31.8	32.5	33.0
701-702	Banks - Banques	19.3	19.2	19.7	20.9	22.6	22.3	22.1	22.3	22.2	21.8	21.2	21.8	21.5
721-729	Investment intermediaries - Intermédiaires d'investissement	3.0	3.4	3.6	5.0	7.3	7.5	8.6	8.5	9.6	10.3	9.5	11.2	11.2
731-733	Insurance - Assurances	5.7	5.8	6.1	6.5	7.1	9.4	9.5	10.1	10.7	10.6	10.2	10.4	10.9

Annual Estimates of Employment, Earnings and Hours, 1986-1998, Statistics Canada
Estimations annuelles de l'emploi, des gains et de la durée du travail, 1986-1998, Statistique Canada

Table 1
Estimates of Employment, for All Employees, by Industry, Canada, Provinces and Territories.

Tableau 1
Estimations de l'emploi, pour l'ensemble des salariés, par industrie, Canada, provinces et territoires.

SIC 1980 CTI	Industry Industrie	EMPLOYMENT IN THOUSANDS - EMPLOI EN MILLIERS												
		1986	1987	1988	1989	1990	1991	1992	1993	1994	1995	1996	1997	1998
BRITISH COLUMBIA COLOMBIE-BRITANNIQUE														
751-759	Real estate operators (exc'l developers) - Services immobiliers (sauf lotisseurs)	7.4	7.4	7.6	9.3	10.4	11.9	9.8	12.1	12.6	13.6	13.2	14.1	14.2
761-761	Insurance & real estate agent - Agences d'assur. et agences immobilières	9.1	12.2	13.0	14.5	14.3	15.1	15.4	18.4	15.5	14.7	14.7	14.0	13.9
771-779	Comm., business & pers. services - Services socio-culturels, comm. et pers.	373.7	386.8	414.9	437.2	473.6	471.6	484.8	514.0	538.6	572.1	596.8	612.5	622.2
771-779	Business services - Services aux entreprises	53.1	50.7	56.9	63.6	65.3	63.9	65.2	69.8	73.5	87.5	89.8	94.5	99.5
851-859	Educational & related services - Services d'enseignement et services annexes	77.2	81.5	87.2	94.2	99.1	100.8	102.1	110.2	111.3	119.0	127.7	128.5	129.6
851	Elementary & secondary education - Enseignement élémentaire et secondaire	44.5	46.3	49.8	53.1	56.5	57.1	59.9	67.3	67.8	71.3	77.7	77.8	77.5
852	Post-second. non-university education - Enseignement postsecondaire non univers.	13.6	14.9	15.3	16.5	16.7	17.3	15.3	15.0	15.7	17.8	16.2	16.9	16.9
853	University education - Enseignement universitaire	15.1	15.9	16.9	18.8	20.9	22.1	22.6	23.0	22.3	23.9	27.8	27.9	28.7
861-869	Health & social services - Services de soins de santé et services sociaux	108.9	112.3	118.4	121.5	124.8	131.5	134.8	132.9	143.5	149.8	153.5	154.1	159.4
861	Hospitals - Hôpitaux	52.6	55.0	58.5	59.5	64.8	65.8	68.1	65.7	66.0	68.2	66.8	65.8	67.9
911-922	Accommodation, food & beverage services - Hébergement et restauration	91.0	92.8	97.7	94.9	108.9	104.1	107.8	127.1	125.7	127.6	132.7	138.0	139.7
911-914	Accommodation services - Services d'hébergement	23.4	23.6	24.1	22.2	30.2	25.3	25.5	29.7	31.0	28.7	32.5	31.8	30.5
911	Hotels, motels & tourist courts - Hôtels, motels et camps pour touristes	22.4	22.6	22.7	21.4	29.1	24.6	24.1	26.6	29.1	26.0	29.7	29.5	27.1
921-922	Food & beverage services - Services de la restauration	67.6	69.2	73.6	72.6	78.7	78.8	82.4	97.4	94.7	98.9	100.2	106.2	109.2
921	Food services - Services de restauration	60.5	61.9	65.8	65.1	70.1	68.9	73.9	88.6	87.8	91.8	93.2	99.5	102.0
961-999	Miscellaneous services - Services divers	43.4	49.6	54.7	63.0	75.6	71.3	75.0	74.0	84.7	88.2	93.2	97.5	94.0
812-837	Public administration - Administration publique	71.4	65.9	65.8	67.8	70.1	72.8	73.2	74.4	74.2	73.3	73.3	72.5	72.5
812-817	Federal administration (exc'l the military) - Administration fédérale (sauf la défense)	27.4	26.9	26.8	26.8	27.4	28.4	28.4	28.1	28.0	27.4	26.8	25.1	25.0
822-827	Provincial administration - Administration provinciale	23.2	18.6	18.6	20.7	21.5	21.9	21.2	22.6	22.8	22.1	21.4	20.8	20.3
832-837	Local administration - Administration locale	20.8	20.4	20.3	20.4	21.2	22.5	23.6	23.6	23.4	23.8	25.1	26.7	27.1
451-484	Service producing industries - Branches 501-999 productrices de services	818.0	842.8	884.1	925.2	982.7	984.1	989.1	1,038.5	1,060.2	1,113.1	1,125.3	1,149.9	1,163.4
000-999	Industrial aggregate - Ensemble des industries	1,059.2	1,110.4	1,167.8	1,221.1	1,285.6	1,259.7	1,259.2	1,313.1	1,352.0	1,402.6	1,417.0	1,454.9	1,478.7
YUKON														
401-449	Construction - Construction	0.6	0.4	0.5	0.8	0.6	0.6	0.6	0.6	0.7	0.7	0.9	0.8	0.8
041-449	Goods producing industries - Branches 491-499 productrices de biens	1.4	1.5	1.8	2.0	1.7	1.5	1.8	1.5	1.5	1.7	2.1	2.2	1.9
451-499	Transportation, storage, comm. & other utilities - Transp., entreposage, comm. et autres services publics	1.9	1.7	1.8	1.9	1.8	1.5	1.5	1.3	1.3	1.3	1.4	1.5	1.6

Table 1

Estimates of Employment, for All Employees, by Industry, Canada, Provinces and Territories.

Tableau 1

Estimations de l'emploi, pour l'ensemble des salariés, par industrie, Canada, provinces et territoires.

SIC 1980 CTI	Industry Industrie	EMPLOYMENT IN THOUSANDS - EMPLOI EN MILLIERS												
		1986	1987	1988	1989	1990	1991	1992	1993	1994	1995	1996	1997	1998
YUKON														
451-479	Transportation & storage - Transport et entreposage	1.4	1.2	1.3	1.4	1.1	0.8	0.8	0.7	0.7	0.7	0.6	0.6	0.8
481-499	Communication & other utilities - Communications et autres services publics	0.5	0.5	0.5	0.5	0.6	0.7	0.7	0.7	0.7	0.6	0.8	0.8	0.8
501-692 Trade - Commerce		1.6	1.5	1.6	1.8	1.7	1.6	1.6	1.7	1.7	1.5	1.8	1.8	1.9
771-779 Comm., business & pers. services - Services 851-999 socio-culturels, comm. et pers.		2.8	2.9	3.1	3.4	3.4	3.3	3.6	3.8	4.1	4.5	4.6	4.7	5.3
851-859	Educational & related services - Services d'enseignement et services annexes	0.2	0.3	0.4	0.5	0.6	1.0	1.1	1.1	1.1	1.1	1.1	1.1	1.2
851	Elementary & secondary education - Enseignement élémentaire et secondaire	0.1	0.2	0.2	0.3	0.5	0.9	0.8	0.9	0.8	0.8	0.8
861-869	Health & social services - Services de soins de santé et services sociaux	1.2	1.1	1.2	1.4	1.0	0.5	0.6	0.7	0.8	0.9	1.0	0.9	0.8
911-922	Accommodation, food & beverage services - Hébergement et restauration	0.8	0.9	0.9	1.1	1.2	1.1	1.2	1.2	1.3	1.4	1.6	1.6	2.0
911-914	Accommodation services - Services d'hébergement	0.5	0.5	0.5	0.6	0.6	0.7	0.7	0.8	0.8	0.8	0.9	0.9	1.2
911	Hotels, motels & tourist courts - Hôtels, motels et camps pour touristes	0.5	0.4	0.5	0.6	0.6	0.7	0.7	0.7	0.7	0.7	0.8	0.8	..
812-837 Public administration - Administration publique		2.0	2.2	2.3	2.9	2.8	2.9	2.8	2.9	2.8	2.7	3.0	3.5	3.9
812-817	Federal administration (exc'l the military) - Administration fédérale (sauf la défense)	0.9	0.9	0.9	0.9	0.8	0.9	0.9	0.9	0.8	0.8	0.8	0.8	0.8
822-827	Provincial administration - Administration provinciale	0.8	1.0	1.1	1.6	1.6	1.6	1.6	1.6	1.5	1.5	1.6	1.8	2.2
451-484 Service producing industries - Branches 501-999 productrices de services		8.5	8.4	9.1	10.3	10.0	9.6	9.8	9.9	10.2	10.3	11.2	11.8	13.2
000-999 Industrial aggregate - Ensemble des industries		9.9	9.9	10.9	12.3	11.7	11.1	11.7	11.5	11.9	12.1	13.4	14.2	15.2
NORTHWEST TERRITORIES TERRITOIRES DU NORD-OUEST														
401-449 Construction - Construction		0.6	0.7	0.8	0.7	0.8	0.9	0.9	1.1	1.3	1.4	1.3	1.6	1.9
041-449 Goods producing industries - Branches 491-499 productrices de biens		3.5	3.3	3.7	3.6	3.5	3.1	3.1	3.1	3.5	3.7	3.9	4.3	4.0
451-499 Transportation, storage, comm. & other utilities - Transp., entreposage, comm. et autres services publics		2.0	1.8	1.7	2.2	2.2	2.0	2.2	2.2	2.3	2.5	2.3	2.4	2.2
451-479	Transportation & storage - Transport et entreposage	1.3	1.2	1.2	1.5	1.5	1.4	1.4	1.3	1.4	1.5	1.5	1.7	1.5
481-499	Communication & other utilities - Communications et autres services publics	0.7	0.5	0.5	0.7	0.7	0.6	0.8	0.8	0.9	1.0	0.8	0.7	0.7
501-692 Trade - Commerce		1.8	1.9	2.1	2.1	2.4	2.4	2.5	2.6	2.7	2.9	3.3	3.4	3.7
601-603	Food, beverage and drug - Aliments, boissons et médicaments	0.4	0.4	0.5	0.4	0.5	0.6	0.5	0.6	0.5	0.5	0.7	0.7	0.7

Annual Estimates of Employment, Earnings and Hours, 1986-1998, Statistics Canada
Estimations annuelles de l'emploi, des gains et de la durée du travail, 1986-1998, Statistique Canada

Table 1

Estimates of Employment, for All Employees, by Industry, Canada, Provinces and Territories.

Tableau 1

Estimations de l'emploi, pour l'ensemble des salariés, par industrie, Canada, provinces et territoires.

SIC 1980 CTI	Industry Industrie	EMPLOYMENT IN THOUSANDS - EMPLOI EN MILLIERS												
		1986	1987	1988	1989	1990	1991	1992	1993	1994	1995	1996	1997	1998
NORTHWEST TERRITORIES TERRITOIRES DU NORD-OUEST														
701-761	Finance, insurance & real estate - Finances, assur. & affaires immobilières	0.9	1.0	1.0	1.0	1.0	0.9	1.0	1.0	1.0	1.1	1.1	0.9	1.0
751-761	Real estate operators & insurance agent - Services immobiliers & agences d'assurances	0.7	0.6	0.8	0.7	0.7	0.7	0.7	0.8	0.8	0.8	0.8	0.6	0.6
751-759	Real estate operators (exc'l developers) - Services immobiliers (sauf lotisseurs)	0.7	0.6	0.7	0.7	0.7	0.6	0.6	0.7	0.7	0.7	0.7	0.5	0.6
771-779	Comm., business & pers. services - Services socio-culturels, comm. et pers.	5.8	6.0	6.6	6.9	6.6	5.9	6.1	6.8	7.3	7.9	8.5	8.6	8.5
851-859	Educational & related services - Services d'enseignement et services annexes	1.7	1.7	1.8	2.1	1.9	1.9	2.1	2.3	2.6	2.6	3.0	3.0	3.0
861-869	Health & social services - Services de soins de santé et services sociaux	1.3	1.4	1.4	1.5	1.5	1.5	1.6	1.8	2.0	2.2	2.3	2.3	2.3
861	Hospitals - Hôpitaux	1.0	1.1	0.9	0.9	1.0	1.1	1.1	1.1	1.3	1.4	..
911-922	Accommodation, food & beverage services - Hébergement et restauration	1.3	1.5	1.7	1.6	1.6	1.2	1.2	1.4	1.2	1.3	1.4	1.5	1.3
911-914	Accommodation services - Services d'hébergement	1.0	1.1	1.3	1.2	1.2	0.7	0.7	0.8	0.8	0.7	0.7	0.8	0.8
921-922	Food & beverage services - Services de la restauration	0.4	0.4	0.5	0.4	0.4	0.4	0.5	0.6	0.5	0.6	0.7	0.7	0.5
921	Food services - Services de restauration	0.4	0.4	0.5	0.4	0.4	0.4	0.5	0.6	0.4	0.5	0.6	0.6	0.5
812-837	Public administration - Administration publique	5.3	5.5	5.8	6.2	6.2	6.5	6.3	6.2	5.8	5.8	6.1	5.7	6.1
812-817	Federal administration (exc'l the military) - Administration fédérale (sauf la défense)	1.6	1.5	1.5	1.4	1.5	1.5	1.5	1.5	1.5	1.4	1.3	1.0	0.9
822-827	Provincial administration - Administration provinciale	2.5	2.8	3.2	3.1	3.0	3.4	3.1	2.7	2.3	2.5	2.7	2.4	2.7
832-837	Local administration - Administration locale	1.2	1.2	1.2	1.7	1.8	1.6	1.8	2.0	2.0	1.9	2.1	2.3	2.5
451-484	Service producing industries - Branches productrices de services	15.7	15.9	17.1	18.1	18.1	17.6	17.8	18.4	18.8	19.8	20.9	20.7	21.1
000-999	Industrial aggregate - Ensemble des industries	19.2	19.3	20.7	21.7	21.5	20.7	20.9	21.5	22.4	23.6	25.0	25.3	25.3

Annual Estimates of Employment, Earnings and Hours, 1986-1998, Statistics Canada
Estimations annuelles de l'emploi, des gains et de la durée du travail, 1986-1998, Statistique Canada

Table 2

Tableau 2

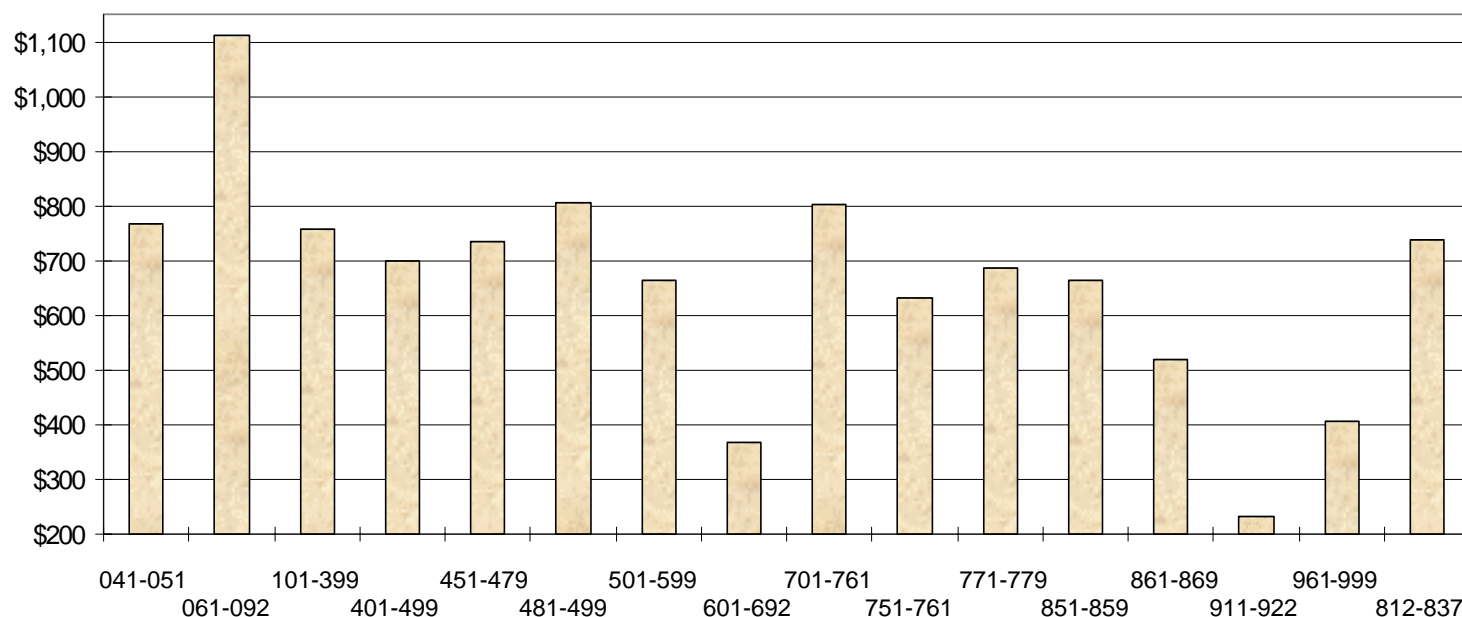
Estimates of Average Weekly Earnings (including overtime), for All Employees, by industry, Canada, Provinces and Territories.

In 1998 for Canada, employees in Mining, Quarrying & Oil Wells earned the highest average weekly earnings (\$1,111.82) while the lowest level was registered in Accommodation, Food and Beverage Services at \$231.49.

Estimations de la rémunération hebdomadaire moyenne (incluant le temps supplémentaire), pour l'ensemble des salariés, par industrie, Canada, provinces et territoires.

En 1998 au Canada, la rémunération hebdomadaire moyenne pour l'ensemble des salariés la plus élevée était enregistrée dans les industries des mines, carrières et puits de pétrole (1 111,82\$) alors que la plus faible se retrouvait dans les industries de l'hébergement et restauration (231,49\$).

1998 Average Weekly Earnings by Industry, Canada /
Rémunération hebdomadaire moyenne en 1998, par industrie, Canada



1-051: Log. & Forest./Expl. forest...
1-092: Mining... / Mines, carrières...
1-399: Manufacturing / Ind. Manuf...
1-449: Construction
1-479: Trans. & Stor... / Transp. et...
1-499: Communic. & .../ Commun...
1-599: Whls. Trade/Comm. de gros
1-692: Ret. Trade/Comm. De détail
1-761: Finan. & Ins./Intern. finan...
1-761: Real Est.../Serv. Immobil...
1-779: Bus. Serv. / Serv. aux entr...
1-859: Educ. & .../Serv. d'enseign...
1-869: Health &.../ Serv. de soins...
1-922: Accom., Food./Héberge. et...
1-999: Miscellan. Serv./Serv. divers
2-837: Public Admin. / Admin. publ.

Canada
Provinces and Territories / Provinces et Territoires

Page
40
48

Table 2

Estimates of Average Weekly Earnings (including overtime), for All Employees,
by Industry, Canada, Provinces and Territories.

Tableau 2

Estimations de la rémunération hebdomadaire moyenne (incl. temps suppl.), pour
l'ensemble des salariés, par industrie, Canada, provinces et territoires.

SIC 1980 CTI	Industry Industrie	DOLLARS												
		1986	1987	1988	1989	1990	1991	1992	1993	1994	1995	1996	1997	1998
CANADA														
041-051	Logging and forestry - Exploitation forestière et serv. forestiers	\$541.24	\$570.60	\$586.52	\$628.36	\$645.91	\$682.45	\$700.07	\$712.49	\$733.88	\$735.30	\$768.63	\$793.12	\$767.91
041	Logging - Exploitation forestière	569.46	591.70	617.15	657.56	674.16	696.79	728.65	734.57	766.01	767.38	792.45	804.07	776.98
051	Forestry services - Services forestiers	449.28	498.20	492.66	542.11	575.42	644.42	633.53	662.49	657.15	655.86	707.66	763.72	745.89
061-092	Mining (incl. milling), quarrying and oil wells Mines (y compris broyage), carrières et puits de pétrole	713.94	725.16	770.37	813.93	858.18	902.75	929.47	953.46	960.83	991.43	1,039.08	1,057.61	1,111.82
061-063	Mining - Mines	687.38	703.16	762.60	806.66	849.63	893.99	934.52	946.41	972.67	1,013.75	1,051.24	1,036.86	1,101.80
061	Metal mines - Mines de métaux	689.93	714.36	778.77	829.83	876.74	928.68	972.31	988.59	1,018.75	1,068.15	1,109.27	1,084.60	1,165.36
062	Non-metal mines (except coal) - Mines de minerais non métalliques (sauf le charbon)	611.88	626.85	657.14	689.50	723.67	760.42	795.46	802.00	830.51	845.53	871.52	910.50	920.56
063	Coal mines - Mines de charbon	754.63	743.63	805.82	831.03	867.60	897.50	933.84	946.45	956.98	990.84	1,015.54	994.15	1,071.30
071-071	Crude petroleum & natural gas - Pétrole brut et gaz naturel	847.98	873.20	919.80	986.20	1,043.34	1,110.13	1,098.68	1,148.77	1,165.58	1,202.52	1,243.35	1,252.89	1,297.23
081-082	Quarries and sand pits - Carrières et sablières	519.85	548.85	579.58	601.68	621.74	650.78	672.02	640.86	669.64	724.13	746.72	781.99	845.45
081	Stone quarries - Carrières	532.00	559.68	564.91	560.73	640.08	653.33	702.55	700.59	680.10	789.13	778.35	778.99	799.16
082	Sand and gravel pits - Sablières et gravières	514.04	543.62	586.87	620.96	612.03	649.47	654.25	617.86	664.73	697.95	733.75	783.11	867.31
091-092	Services incidental to mineral extraction - Industrie des services miniers	647.62	647.36	673.04	684.76	718.95	733.51	760.85	840.67	833.42	825.26	894.44	973.83	1,022.65
091	Services incid. to crude petroleum & nat. gas - Services relat. au pétrole brut et au gas nat.	647.03	632.90	652.03	651.07	699.41	713.14	743.01	836.54	834.68	805.61	859.10	953.16	1,004.07
092	Services incidental to mining - Services relatifs à l'extraction minière	648.97	677.62	716.70	759.23	767.23	794.45	811.69	854.11	829.08	881.36	981.96	1,034.99	1,092.44
101-399	Manufacturing - Industries manufacturières	500.42	521.78	544.16	570.59	599.37	624.70	652.92	669.44	685.84	694.58	716.62	736.69	755.92
	Non-durable goods - Biens non durables	479.78	495.99	518.61	545.93	571.82	597.86	620.07	632.34	641.61	650.98	666.23	680.89	693.92
	Durable goods - Biens durables	518.81	544.51	565.94	591.25	623.36	649.01	681.66	702.88	723.55	730.44	757.17	780.94	804.30
101-109	Food - Aliments	435.04	450.29	468.93	487.80	512.51	533.62	542.05	568.74	575.58	592.94	598.99	615.10	615.10
101	Meat and poultry products - Viande & volaille	455.31	461.37	476.54	477.55	492.51	510.16	522.29	532.34	528.95	547.32	558.75	565.75	603.90
102	Fish products - Transformation du poisson	297.35	324.41	356.31	375.64	394.61	408.74	398.88	417.70	418.46	443.98	473.18	512.07	501.15
103	Fruit & vegetable - Fruits et légumes	395.71	415.82	433.79	450.23	481.71	524.26	525.11	536.41	562.89	566.33	587.03	577.64	623.98
104	Dairy products - Produits laitiers	519.06	541.49	554.60	570.45	588.48	604.89	612.07	666.62	655.28	653.93	674.50	642.71	638.14
105	Flour, cereal & feed - Farine, céréales et aliments pour animaux	486.19	516.16	534.50	559.57	590.39	598.15	633.81	640.35	677.08	688.01	699.32	729.03	732.11
106	Vegetable oil mills (ex. corn oil) - Huiles végétales (sauf l'huile de maïs)	615.09	607.47	617.23	636.62	676.75	707.92	738.99	774.72	751.39	671.07	684.12	740.20	761.47
107	Bakery products - Produits de boulangerie- pâtisserie	402.82	410.81	429.14	458.02	477.91	496.43	504.13	528.60	534.29	535.28	544.45	534.27	544.86
108	Sugar & sugar confectionery - Sucre et confiseries	464.97	487.58	503.29	527.65	560.36	608.21	624.97	635.87	660.18	620.23	646.45	667.94	679.24
109	Other food products - Autres produits alimentaires	477.11	498.61	515.87	540.77	580.48	590.65	605.38	595.36	610.96	597.17	633.47	655.83	672.66
111-114	Beverages - Boissons	576.62	610.28	633.96	653.48	670.64	690.01	711.56	755.62	769.65	755.81	769.81	775.20	853.31
121-122	Tobacco products - Produits du tabac	683.41	735.03	790.48	844.04	891.97	958.03	996.97	1,027.06	1,141.55	1,153.45	1,180.23	1,199.55	1,369.10
151-159	Rubber products - Produits en caoutchouc	482.32	508.86	518.82	546.03	582.25	634.84	678.67	688.45	714.85	705.57	678.99	746.09	806.56
161-169	Plastic products - Produits en matière plastique	446.13	454.46	490.04	502.66	528.69	554.61	561.74	562.31	573.53	574.28	605.68	603.05	604.94
171-171	Leather & allied products - Cuir et produits connexes	363.31	375.81	386.74	402.87	423.50	403.11	396.01	410.33	420.15	435.75	473.28	468.55	483.03
181-183	Primary textiles - Textiles de première transformation	432.98	452.60	476.76	498.69	522.56	562.08	608.83	631.48	655.56	681.59	669.62	667.05	623.18
191-199	Textile products - Produits textiles	386.93	405.57	413.23	442.63	461.84	466.10	493.30	492.06	462.14	495.66	533.60	556.49	544.12
243-249	Clothing - Habillement	318.54	313.16	319.05	342.51	361.44	374.63	378.24	375.24	382.74	397.82	423.21	434.37	444.24

Annual Estimates of Employment, Earnings and Hours, 1986-1998, Statistics Canada
Estimations annuelles de l'emploi, des gains et de la durée du travail, 1986-1998, Statistique Canada

Table 2

Estimates of Average Weekly Earnings (including overtime), for All Employees,
by Industry, Canada, Provinces and Territories.

Tableau 2

Estimations de la rémunération hebdomadaire moyenne (incl. temps suppl.), pour
l'ensemble des salariés, par industrie, Canada, provinces et territoires.

SIC 1980 CTI	Industry Industrie	DOLLARS												
		1986	1987	1988	1989	1990	1991	1992	1993	1994	1995	1996	1997	1998
CANADA														
243	Men's & boys' clothing - Vêtements pour hommes et garçons	\$296.05	\$304.82	\$322.97	\$344.53	\$357.42	\$382.50	\$375.57	\$376.10	\$392.60	\$392.11	\$427.65	\$448.70	\$444.72
244	Women's clothing - Vêtements pour dames	338.57	323.95	318.28	344.15	360.64	363.39	372.85	373.89	380.87	395.69	416.97	428.49	436.28
245-249	Clothing n.e.c. - Habillement n.c.a.	318.46	309.71	316.60	339.44	365.38	376.21	385.23	375.55	374.64	406.28	424.78	425.81	451.94
251-259	Wood - Bois	467.44	492.21	502.82	529.03	560.10	577.95	594.90	608.52	619.06	633.74	680.42	685.69	691.79
256-259	Wood n.e.c. - Bois n.c.a.	429.13	425.64	434.27	448.92	462.34	492.20	552.84	542.92	554.07	560.70	607.51	609.13	621.70
251	Sawmill, planing mill & shingle mill products - Scieries, ateliers de rabotage et usines de bardeaux	546.32	572.93	573.59	615.43	632.50	634.03	652.55	679.66	689.11	708.93	760.84	767.07	777.08
252	Veneer & plywood - Placages & contreplaqués	504.29	531.21	532.17	569.36	580.99	588.79	591.47	635.47	675.44	695.41	719.44	712.38	723.86
254	Sash, doors & other millwork - Portes, châssis et autres bois travaillés	352.08	383.89	399.31	430.43	463.69	495.23	503.54	510.71	516.31	520.62	550.83	572.06	576.21
261-269	Furniture & fixtures - Meubles et articles d'ameublement	392.64	411.82	415.33	453.15	466.72	475.20	502.58	513.83	536.45	534.91	562.42	574.06	582.08
261	Household furniture - Meubles de maison	367.09	370.34	367.88	405.24	414.93	418.85	434.68	454.24	462.90	459.79	492.97	495.94	513.46
264	Office furniture - Meubles de bureau	443.86	483.68	508.06	539.72	550.29	551.58	593.28	609.21	659.31	653.90	625.72	660.99	652.06
269	Other furniture & fixtures - Autres meubles et articles d'ameublement	419.41	453.16	451.12	497.53	510.57	526.27	548.47	545.81	552.16	564.52	605.92	613.93	618.81
271-279	Paper & allied products - Papier et produits connexes	628.58	652.93	682.21	716.67	744.19	793.22	826.47	845.17	869.86	898.87	914.15	930.15	954.23
271	Pulp & paper - Pâtes et papiers	682.03	709.28	742.61	784.34	813.83	858.68	909.77	934.38	958.98	995.00	1,012.76	1,032.15	1,030.43
272	Asphalt roofing - Papier-toiture asphalté	526.45	544.07	582.38	619.29	641.25	689.28	726.83	729.53	790.49	752.95	805.29	816.28	862.13
273	Paper boxes & bags - Boîtes en carton et sacs en papier	525.94	549.84	570.98	596.40	614.44	662.87	662.53	707.00	722.85	730.88	766.32	776.35	806.84
279	Other converted paper products - Autres produits en papier transformé	497.73	516.58	543.93	567.30	597.33	653.17	666.82	632.53	665.93	695.82	714.67	739.16	854.04
281-284	Printing, publishing & allied ind. - Imprimerie, édition et industries connexes	462.92	480.99	506.09	534.27	554.68	575.66	604.37	617.67	612.45	624.85	641.38	667.40	663.72
281	Commercial printing - Impression commerciale	468.91	495.77	518.72	541.44	565.98	582.30	620.42	630.81	613.08	628.76	640.28	662.74	660.68
282	Platemaking, typesetting & bindery - Clichage, composition et reliure	384.60	386.35	426.76	449.50	477.01	517.13	549.77	602.77	543.85	525.92	554.91	575.70	594.05
283	Publishing - Édition	441.04	447.99	485.40	524.52	526.39	523.18	543.12	548.77	582.29	594.38	620.68	664.91	674.19
284	Combined publishing & printing - Impression et édition combinées	503.87	528.32	541.40	570.93	591.30	629.16	645.62	653.11	669.00	690.19	706.69	726.40	696.42
291-299	Primary metals - Première transformation des métaux	630.30	665.05	692.51	726.64	758.81	786.82	831.75	864.33	876.10	896.15	926.25	954.76	947.88
291	Primary steel - Sidérurgie	660.94	699.44	720.33	746.65	768.83	802.73	843.16	882.23	908.07	912.20	926.75	963.92	959.05
292	Steel pipes & tubes - Tubes et tuyaux d'acier	577.08	636.54	660.57	678.70	715.12	759.10	741.78	793.00	823.69	817.56	858.14	880.26	813.13
294	Iron foundries - Fonderies de fer	564.45	590.97	626.55	629.75	658.26	673.96	755.76	795.74	802.57	797.18	882.97	958.59	865.22
295	Non-ferrous metal smelting & refining - Fonte et affinage des métaux non-ferreux	653.28	675.57	720.27	785.97	822.83	834.24	902.63	925.57	943.87	995.49	1,022.17	1,045.66	1,030.65
296	Aluminum rolling, casting & extruding - Laminage, moulage et ext. de l'aluminium	584.79	619.61	634.91	669.22	726.09	785.84	811.73	838.77	854.90	858.33	887.85	913.78	967.58
297	Copper & alloy rolling, casting & extruding - Laminage, moulage et extrusion du cuivre et de ses alliages	497.67	541.09	569.48	584.83	604.07	642.08	698.33	733.16	774.69	823.97	779.12	781.10	819.12
299	Other metal rolling, casting & extruding - Autre laminage, moulage et extrusion des métaux	542.41	583.40	605.66	610.50	654.60	650.01	704.54	733.83	696.96	726.51	781.91	824.98	856.07
301-309	Fabricated metal products - Fabrication des produits métalliques	482.75	518.72	534.35	563.11	590.64	613.61	636.81	634.66	649.99	667.52	701.50	728.75	750.14
301	Power boilers & heat exchangers - Chaudières à pression et échangeurs de chaleur	562.30	592.63	621.50	682.28	712.10	713.39	795.78	821.40	884.58	900.49	973.73	998.65	938.68
302	Fabricated structural metal products - Éléments de charpentes métalliques	529.26	562.01	585.74	601.91	622.48	682.47	669.13	670.98	683.76	706.04	725.22	766.39	778.41
303	Ornamental & architectural metal products - Produits métalliques d'ornement et d'architecture	463.94	489.62	501.71	540.77	534.94	563.68	558.20	567.61	560.35	564.84	625.90	642.93	653.82
304	Stamped, pressed & coated metal products - Embout., matriçage et revêtement des métaux	447.57	480.19	500.88	539.03	574.27	582.75	633.05	612.76	635.36	644.74	687.09	694.75	705.71

Annual Estimates of Employment, Earnings and Hours, 1986-1998, Statistics Canada
Estimations annuelles de l'Emploi, des gains et de la durée du travail, 1986-1998, Statistique Canada

Table 2

Estimates of Average Weekly Earnings (including overtime), for All Employees,
by Industry, Canada, Provinces and Territories.

Tableau 2

Estimations de la rémunération hebdomadaire moyenne (incl.temps suppl.), pour
l'ensemble des salariés, par industrie, Canada, provinces et territoires.

SIC	Industry	DOLLARS												
		1986	1987	1988	1989	1990	1991	1992	1993	1994	1995	1996	1997	1998
1980														
CTI	Industrie													
CANADA														
305	Wire & wire products - Fil métallique et ses produits	\$493.43	\$519.80	\$539.06	\$557.58	\$567.97	\$616.96	\$662.94	\$662.34	\$669.95	\$689.23	\$694.35	\$736.89	\$767.73
306	Hardware, tools & cutlery - Articles de quincaillerie, d'outillage et coutellerie	522.86	598.75	585.20	618.69	661.06	675.48	704.59	699.45	678.46	675.53	750.24	823.18	833.65
307	Heating equipment - Matériel de chauffage	475.64	459.90	482.38	510.38	535.61	536.59	535.13	539.08	590.37	604.98	629.64	652.17	624.43
308	Machine shops - Ateliers d'usinage	480.10	513.91	542.16	567.86	611.98	608.45	589.31	582.26	609.49	631.42	665.45	690.75	734.97
309	Other metal fabricating - Autres produits en métal	478.30	497.38	515.95	516.30	557.47	586.10	616.72	646.07	649.01	746.17	738.11	713.55	758.32
311-319	Machinery (ex. elect. mach.) - Machinerie (sauf électrique)	510.08	553.79	574.35	591.90	629.14	647.02	689.32	695.84	721.22	737.18	776.53	807.97	829.53
311	Agricultural implements - Instruments aratoires	481.63	469.05	481.02	506.91	526.14	517.30	570.46	559.74	574.33	609.01	645.12	680.09	708.38
312	Commercial refrig. & air cond. equip. - Matériel comm. de réfrigération & climatisation	467.90	487.12	498.11	497.33	544.82	572.00	597.41	590.09	607.01	703.12	677.18	655.06	683.38
319	Other machinery & equipment - Autres machineries et équipements	515.82	566.59	587.68	605.43	645.40	665.36	708.72	720.99	745.28	753.22	799.90	835.89	855.58
321-329	Transportation equipment - Matériel de transport	591.05	606.83	639.88	655.44	686.27	721.11	759.15	801.90	843.34	847.98	860.27	897.62	935.11
321	Aircraft & aircraft parts - Aéronefs et pièces d'aéronefs	624.40	643.25	687.73	702.17	733.98	770.62	798.91	831.20	862.21	878.27	886.25	927.20	965.44
323	Motor vehicles - Véhicules automobiles	706.99	730.94	781.39	777.20	806.34	841.98	903.94	974.20	1,058.17	1,075.73	1,085.05	1,142.09	1,158.57
324	Truck & bus bodies & trailers - Carrosseries de camions, d'autobus et de remorques	448.41	467.76	472.57	490.50	517.04	533.76	534.05	546.57	546.10	525.98	609.44	630.33	667.66
325	Motor vehicle parts & accessories - Pièces et accessoires pour véhicules automobiles	544.43	561.60	594.53	608.73	627.63	644.50	686.82	729.42	769.53	769.57	781.40	823.52	872.79
326	Railroad rolling stock - Matériel ferroviaire roulant	593.70	599.48	636.93	682.59	705.91	746.81	753.98	806.49	842.61	856.06	857.63	913.51	954.44
327	Shipbuilding & repair - Construction et réparation de navires	612.92	606.57	631.92	651.80	687.23	714.52	740.36	770.77	810.12	808.97	808.06	828.60	..
328	Boatbuilding & repair - Construction et réparation d'embarcations	446.38	478.78	483.48	501.70	508.72	498.50	525.54	481.52	554.12	570.75	..
331-339	Electrical & electronic products - Produits électriques et électroniques	526.41	548.31	571.78	595.05	646.16	676.08	728.00	744.75	756.13	741.44	754.38	798.28	845.28
330	Electrical & electronic products n.e.c. - Produits électriques et électroniques n.c.a.	473.94	490.53	520.92	544.81	588.03	623.29	632.91	642.97	653.68	673.15	661.78	654.01	690.43
332	Major appliances (electric & non-elect.) - Gros appareils (électriques ou non)	481.59	492.98	512.17	532.98	560.91	589.30	601.99	650.87	647.18	662.94	681.57	704.40	720.71
335	Communication & other electronic equip. - Equip. de comm. et autre matériel électronique	569.77	593.56	609.92	624.84	689.54	712.70	780.04	799.99	792.93	750.62	776.77	832.97	880.04
336	Office, store & business machines - Machines pour bureaux, magasins et commerces	502.90	525.27	563.31	610.45	674.28	709.58	745.91	749.78	811.08	831.65	859.56	869.21	919.33
337	Electrical industrial equipment - Matériel électrique d'usage industriel	516.96	541.25	553.81	568.25	606.78	650.28	706.87	707.80	728.67	713.89	705.26	778.18	821.95
338	Communications & energy wire and cable - Fils et câbles électr. et de communication	590.73	622.07	650.35	681.34	724.79	718.13	801.02	779.89	828.00	827.96	749.94	813.11	913.85
351-359	Non-metallic mineral products - Produits minéraux non métalliques	541.20	561.39	585.08	611.75	630.53	660.78	695.08	698.31	702.77	719.06	748.55	758.24	767.78
350	Non-metallic mineral products n.e.c. - Produits minéraux non métalliques n.c.a.	511.51	534.48	556.18	584.04	597.85	638.10	697.28	709.39	702.89	752.07	784.27	796.31	807.15
352	Hydraulic Cement - Ciment hydraulique	609.40	638.02	684.41	739.64	758.91	836.92	885.48	916.79	958.52	992.19	983.42	1,001.46	1,072.65
354	Concrete products - Produits en béton	504.50	531.45	555.48	571.80	611.84	645.09	663.05	647.82	626.90	616.95	693.25	687.77	734.59
355	Ready-mix concrete - Béton préparé	574.86	591.57	610.21	646.50	658.99	668.57	684.54	707.60	733.83	750.91	741.02	780.84	767.22
356	Glass & glass products - Verre et articles en verre	546.61	557.32	582.66	602.62	615.99	638.61	657.44	646.73	663.28	650.25	691.87	679.99	658.35
361-369	Refined petroleum & coal products - Produits raffinés du pétrole et du charbon	805.14	860.90	907.47	957.99	991.00	916.66	877.55	1,055.05	1,090.97	1,108.76	1,094.59	1,100.97	1,120.68
361	Refined petroleum products - Produits raffinés du pétrole	810.73	872.38	919.61	969.49	1,006.59	926.63	885.61	1,077.13	1,126.62	1,150.82	1,134.23	1,138.12	1,163.76
369	Other petroleum & coal products - Autres ind. des prod. du pétrole et du charbon	654.79	663.26	704.90	750.76	679.03	708.43	726.28	762.93	732.11	748.98	800.39	863.45	895.55

Annual Estimates of Employment, Earnings and Hours, 1986-1998, Statistics Canada
Estimations annuelles de l'emploi, des gains et de la durée du travail, 1986-1998, Statistique Canada

Table 2

Estimates of Average Weekly Earnings (including overtime), for All Employees,
by Industry, Canada, Provinces and Territories.

Tableau 2

Estimations de la rémunération hebdomadaire moyenne (incl.temps suppl.), pour
l'ensemble des salariés, par industrie, Canada, provinces et territoires.

SIC 1980 CTI	Industry Industrie	DOLLARS												
		1986	1987	1988	1989	1990	1991	1992	1993	1994	1995	1996	1997	1998
CANADA														
371-379	Chemical & chemical products - Produits chimiques	\$585.08	\$613.23	\$641.33	\$668.79	\$704.66	\$729.41	\$768.54	\$792.01	\$812.92	\$805.52	\$819.71	\$857.89	\$887.67
371	Industrial chemicals n.e.c. - Produits chimiques d'usage industriel n.c.a.	718.44	751.29	792.36	808.86	843.24	863.07	885.25	948.33	1,007.31	1,006.69	988.73	1,027.77	989.48
372	Agricultural chemicals - Produits chimiques d'usage agricole	629.18	646.84	658.89	703.40	753.43	789.23	828.16	759.33	798.42	724.49	757.26	812.48	887.14
373	Plastic & synthetic resin - Matières plastiques et résines synthétiques	588.82	614.01	633.65	661.51	679.72	695.11	756.85	796.95	762.94	739.36	831.14	896.22	958.15
374	Pharmaceuticals & medicine - Produits pharmaceutiques et médicaments	548.03	581.23	611.94	640.17	672.39	683.16	753.67	792.49	807.61	818.08	830.48	894.96	942.74
375	Paint & varnish - Peintures et vernis	477.50	497.11	544.05	567.76	585.01	589.31	631.00	653.66	638.86	704.97	715.82	727.68	772.66
376	Soap & cleaning compounds - Savons et composés pour nettoyage	540.24	564.35	589.62	609.56	657.01	691.68	721.91	729.35	788.51	784.83	825.78	827.20	791.04
377	Toilet preparations - Produits de toilette	474.70	488.96	502.51	513.02	549.16	598.98	610.39	603.76	645.37	587.99	554.89	579.85	724.24
379	Other chemical products - Autres produits chimiques	591.19	628.09	659.76	698.69	735.35	768.60	784.59	751.57	741.72	724.48	746.22	796.51	858.47
391-399	Other manufacturing industries Autres industries manufacturières	421.70	445.26	462.14	497.45	526.41	544.37	542.58	569.97	600.35	588.22	623.09	650.13	684.70
401-449	Construction - Construction	519.06	542.55	566.32	598.76	630.78	642.77	643.99	646.55	664.00	680.59	695.67	711.35	697.57
401-402	Bldg, developing & general contracting - Constructeurs, promoteurs et entrep. généraux	472.14	508.43	529.72	558.69	604.33	617.20	601.07	600.34	624.29	617.10	644.86	673.19	673.64
401	Residential building & development - Promotion et construction de bâtiments résidentiels	428.02	463.45	482.67	507.75	542.06	542.13	536.71	545.12	559.78	567.16	580.92	608.48	612.32
402	Non-residential building & development - Promotion & constr. de bâtiments non résidentiels	562.91	597.44	623.48	660.88	726.53	756.42	746.88	731.39	757.99	724.29	777.67	814.88	805.51
411-412	Industrial & heavy (engineering) construction - Constr. lourde et industrielle (génie)	617.25	638.51	668.12	691.88	751.62	742.07	774.98	785.33	806.38	835.06	849.51	874.65	914.68
411	Industrial const. (other than buildings) - Constr. industrielle (autre que bâtiment)	705.38	747.07	784.44	849.60	895.81	892.29	871.94	951.76	948.20	971.39	939.28	943.24	1,022.26
412	Highway & heavy constr. - Constr. de routes et constr. lourde	591.48	611.13	635.26	652.17	712.57	707.74	753.07	737.86	756.03	781.15	822.88	854.25	882.08
421-429	Trade contracting - Entrepreneurs spécialisés	507.15	527.73	553.17	592.36	616.32	632.47	631.22	634.72	645.06	666.94	674.32	685.73	655.33
441-449	Services incidental to construction - Services relatifs à la construction	651.95	632.93	634.25	633.29	586.88	575.67	617.56	591.32	650.28	662.64	728.01	751.64	734.79
041-449	Goods producing industries - Branches 491-499 productrices de biens	525.05	546.25	570.59	599.05	631.24	659.09	681.91	695.43	711.49	721.80	742.16	762.23	776.46
451-499	Transportation, storage, comm. & other utilities - Transp., entreposage, comm. et autres services publics	556.80	573.89	596.54	619.91	641.02	679.97	700.30	708.44	716.00	729.16	735.32	754.55	766.68
451-479	Transportation & storage - Transport et entreposage	530.88	545.37	575.24	591.56	605.80	639.07	652.05	663.26	674.84	689.37	701.22	723.06	735.04
451-459	Transportation - Transport	527.48	541.83	572.53	591.09	601.81	634.60	646.26	658.35	669.96	684.54	695.00	716.30	729.26
451	Air transport - Transport aérien	598.34	612.49	644.73	669.76	719.66	769.28	799.99	757.63	755.24	788.80	802.87	815.09	811.69
452	Services incidental to air transport - Services relatifs au transport aérien	481.88	474.01	520.72	524.81	552.49	527.48	547.47	604.61	535.87	594.27	595.80	543.82	546.12
453	Railway transport & related services - Transport et services ferroviaires	627.72	631.36	695.12	725.54	770.25	820.82	844.18	890.43	911.50	942.22	976.73	999.29	992.39
454	Water transport - Transport par eau	553.95	590.75	650.18	673.34	684.90	710.57	741.66	802.44	798.51	795.57	813.99	829.83	827.42
455	Services incidental to water transport - Services relatifs au transport par eau	750.84	793.81	816.33	862.07	816.39	832.01	846.79	899.75	860.64	885.00	833.76	772.60	781.83
456	Truck transport - Camionnage	479.04	498.14	528.77	541.37	544.13	555.15	570.51	581.96	590.62	599.59	613.46	637.75	674.63
457	Public passenger transit systems - Transport en commun	466.12	484.64	484.44	515.02	510.19	544.38	539.36	548.33	570.21	586.33	574.70	625.12	631.14

Annual Estimates of Employment, Earnings and Hours, 1986-1998, Statistics Canada
Estimations annuelles de l'Emploi, des gains et de la durée du travail, 1986-1998, Statistique Canada

Table 2

Estimates of Average Weekly Earnings (including overtime), for All Employees,
by Industry, Canada, Provinces and Territories.

Tableau 2

Estimations de la rémunération hebdomadaire moyenne (incl.temps suppl.), pour
l'ensemble des salariés, par industrie, Canada, provinces et territoires.

SIC 1980 CTI	Industry Industrie	DOLLARS												
		1986	1987	1988	1989	1990	1991	1992	1993	1994	1995	1996	1997	1998
CANADA														
458-459	Transportation n.e.c. - Transport n.c.a.	\$472.79	\$489.59	\$512.39	\$520.86	\$535.39	\$581.95	\$592.57	\$609.49	\$631.50	\$630.93	\$658.79	\$689.80	\$693.76
461-461	Pipeline transport - Transport par pipelines	757.51	782.74	825.64	852.66	879.25	926.12	983.12	1,019.65	1,029.15	1,073.71	1,157.94	1,187.97	1,221.89
471-479	Storage & warehousing - Entreposage et emmagasinage	513.23	529.53	519.36	464.41	566.15	600.61	623.46	610.71	630.09	634.68	672.80	710.86	707.64
471	Grain elevators - Silos à grain	622.89	628.04	642.05	644.41	664.11	705.86	734.32	767.08	772.28	772.13	789.36	816.72	864.89
479	Other storage & warehousing - Autres entreposage et emmagasinage	425.40	436.68	417.33	362.28	486.03	517.26	532.67	513.65	532.40	552.30	618.03	655.74	636.00
481-499	Communication & other utilities - Communications et autres services publics	591.07	610.82	623.98	656.55	686.21	728.57	757.06	762.74	765.10	776.04	776.52	794.50	806.87
481-484	Communication - Communications	548.71	562.49	566.30	603.00	621.81	654.21	679.60	678.49	683.54	697.42	696.05	708.80	704.25
481	Telecommunication broadcasting - Diffusion des télécommunications	521.56	550.46	571.73	600.97	650.89	681.47	708.52	785.96	776.90	817.20	835.32	839.06	829.18
482	Telecommunication carriers - Transmission des télécommunications	633.50	651.66	650.72	702.38	727.38	771.25	804.47	809.11	823.18	839.01	843.44	862.83	858.16
483	Other telecommunication - Autres télécommunications	557.47	590.80	618.13	659.28	691.66	706.05	751.67	650.86	623.07	636.62	621.17	574.58	634.66
484	Postal & courier service - Services postaux et services de messagers	464.05	465.77	469.96	479.47	476.24	495.93	513.11	501.26	504.41	504.65	511.64	518.80	522.67
491-499	Other Utilities - Autres services publics	684.13	715.43	745.63	769.93	816.94	873.54	905.55	921.10	923.54	937.95	941.87	970.39	1,024.23
491	Electric power systems - Énergie électrique	729.00	766.70	801.27	824.42	870.80	934.38	966.63	988.56	1,001.73	1,021.32	1,024.06	1,052.76	1,141.68
492	Gas distribution systems - Distribution de gaz	621.88	642.51	666.82	707.01	748.86	793.40	837.26	866.14	866.14	859.10	885.92	936.34	940.98
493	Water systems - Distribution d'eau	556.34	574.45	601.82	635.54	662.14	696.25	734.85	755.75	768.80	781.64	781.10	786.66	797.43
499	Other utilities n.e.c. - Autres services publics n.c.a.	508.20	522.00	545.98	573.41	622.49	639.15	637.85	650.00	650.86	656.89	662.36	707.56	719.01
501-692	Trade - Commerce	321.58	329.23	342.20	360.42	375.48	391.08	401.16	409.04	421.82	431.35	439.72	451.89	467.77
501-599	Wholesale Trade - Commerce de gros	456.95	470.13	487.41	516.81	538.75	557.57	579.21	590.93	605.56	621.96	628.45	643.96	664.37
501-501	Farm products - Produits agricoles	413.12	449.16	443.50	445.58	387.55	475.68	485.78	438.53	481.02	520.96	518.74	527.87	560.53
511-511	Petroleum products - Produits pétroliers	540.73	523.16	589.89	698.29	681.98	553.83	587.98	611.94	626.89	646.00	626.05	683.30	724.16
521-524	Food, beverage, drug & tobacco - Produits alimentaires, boissons, médicaments et tabac	450.67	450.64	450.42	459.83	492.91	514.86	526.60	545.63	576.77	560.90	581.75	587.90	606.18
523-524	Drug & tobacco - Médicaments & tabac	475.69	511.75	528.21	553.49	594.48	635.93	626.86	588.18	687.49	574.61	641.10	608.09	630.47
521	Food - Produits alimentaires	442.45	436.70	434.47	442.13	470.32	487.75	498.47	529.03	544.62	547.13	555.12	570.65	590.00
522	Beverages - Boissons	517.44	515.42	506.14	524.16	567.87	569.77	560.64	614.91	573.43	676.12	681.80	710.09	689.35
531-532	Apparel & dry goods - Vêtements et mercerie	437.10	445.09	431.90	485.62	470.95	489.54	500.69	467.78	527.04	496.84	499.60	544.45	570.24
531	Apparel - Vêtements	432.60	456.01	430.10	465.06	458.14	473.07	492.54	470.98	529.21	492.31	490.31	535.27	566.15
532	Dry goods - Tissus et articles de mercerie	447.35	424.36	436.03	530.41	496.58	536.57	530.34	453.96	519.21	517.22	533.31	573.72	580.88
541-543	Household goods - Articles ménagers	426.71	458.84	495.07	485.48	547.99	580.17	587.11	606.21	587.94	615.15	658.40	634.91	627.55
541	Electr. & electronic household appl. & parts - App. ménagers élect. et électroniques et pièces	468.37	486.38	486.32	561.44	577.32	610.62	652.71	653.48	612.35	642.71	722.39	717.56	648.82
542	Household furniture - Meubles de maison	353.35	398.59	436.53	455.97	492.48	460.88	466.18	473.59	510.24	550.04	541.33	571.59	699.21
543	Household furnishings - Accessoires ménagers	421.60	459.11	514.85	449.89	535.43	576.74	554.92	591.64	585.78	606.11	626.77	580.92	598.54
551-552	Motor vehicles, parts & accessories - Véhicules auto., pièces et accessoires	442.66	476.98	502.94	527.14	550.47	551.05	575.42	591.74	589.75	612.44	625.13	650.61	670.79
551	Motor vehicles - Véhicules automobiles	502.70	536.16	572.21	598.59	635.41	633.61	651.16	699.24	652.78	658.48	655.23	694.86	707.55
552	Motor vehicles parts & accessories - Pièces et accessoires de véhicules automobiles	404.44	438.95	462.68	485.59	503.57	504.50	540.71	543.12	563.99	592.16	611.37	627.18	649.39
561-563	Metals, hardware, plumbing, heating & building materials - Métaux, quincaillerie, matér. de plomberie, de chauffage et de construction	417.63	436.89	441.27	483.55	498.43	523.01	540.65	536.30	547.47	572.17	585.87	592.97	605.15
561	Metal & metal products - Métaux et produits en métal	518.85	555.35	564.86	623.42	631.45	683.57	708.23	699.35	739.89	754.71	738.52	779.62	812.76
562	Hardware, plumbing, heating & air cond. equip supplies - Quincaillerie, mat. & fournitures de plomb. chauffage & climatisation	403.43	431.12	467.69	515.03	532.73	542.91	573.54	579.53	576.39	620.38	651.94	648.51	671.71
563	Lumber & building materials - Bois et matériaux de construction	404.42	418.22	402.22	444.04	457.20	482.68	492.82	490.07	493.55	503.86	521.35	528.26	530.73

Annual Estimates of Employment, Earnings and Hours, 1986-1998, Statistics Canada
Estimations annuelles de l'Emploi, des gains et de la durée du travail, 1986-1998, Statistique Canada

Table 2

Estimates of Average Weekly Earnings (including overtime), for All Employees,
by Industry, Canada, Provinces and Territories.

Tableau 2

Estimations de la rémunération hebdomadaire moyenne (incl.temps suppl.), pour
l'ensemble des salariés, par industrie, Canada, provinces et territoires.

SIC 1980 CTI	Industry Industrie	DOLLARS												
		1986	1987	1988	1989	1990	1991	1992	1993	1994	1995	1996	1997	1998
CANADA														
571-579	Machinery, equipment & supplies - Machines, matériel et fournitures	\$505.11	\$518.92	\$554.25	\$590.56	\$610.45	\$632.34	\$664.86	\$680.26	\$689.63	\$710.44	\$710.87	\$728.79	\$745.53
571	Farm machinery, equipment & supplies - Machines, matériel et fournitures agricoles	385.29	362.34	426.50	437.73	486.78	488.60	503.38	524.49	539.72	568.14	572.00	606.34	651.66
572	Const., forest. & mining mach. equip. & suppl.- Mach., mat. & fourn. (const., forêts, mines)	514.32	540.72	557.26	592.71	604.01	620.34	694.26	726.52	777.37	816.01	824.47	806.49	810.13
573	Industrial machinery, equipment & supplies - Machines, matériel et fournitures industriels	493.18	533.56	568.48	589.50	599.37	583.76	646.51	672.25	662.96	688.53	715.10	745.46	737.00
574	Electrical & electronic mach. equip. & supplies - Machines, matér., fourn. électric. & électro.	589.48	591.82	607.37	679.81	719.29	758.26	733.52	759.96	764.14	768.50	760.58	776.05	794.07
579	Other machinery, equipment & supplies - Autres machines, matériel et fournitures	471.74	506.60	532.53	556.13	558.83	579.36	629.40	631.65	648.62	667.52	654.53	670.72	694.20
591-599	Other wholesale products - Autres produits divers, commerce de gros	397.52	396.85	403.99	413.74	455.90	488.93	533.53	545.36	562.42	591.49	582.19	599.72	633.22
601-692	Retail trade - Commerce de détail	264.93	270.26	280.83	292.87	306.86	317.77	320.80	329.34	339.22	342.31	348.06	355.22	366.75
601-603	Food, beverage and drug - Aliments, boissons et médicaments	262.70	266.08	275.28	277.45	286.32	299.69	302.34	305.97	316.10	314.89	313.23	317.95	324.62
601	Food stores - Magasins d'alimentation	258.66	260.32	270.10	270.11	277.60	287.53	282.00	286.97	296.88	294.95	293.41	298.18	303.45
602	Liquor, wine & beer stores - Magasins de spiritueux, vin et bière	378.56	394.45	408.49	430.90	447.81	459.24	463.54	483.17	478.03	447.94	472.93	474.97	477.34
603	Prescription drugs & patent medicine stores - Mag. de médicaments sur ordonnance & brevétés	229.05	240.07	248.16	255.64	273.94	298.74	329.48	331.17	349.30	354.40	348.02	355.47	369.07
611-615	Shoe, apparel, fabric & yarn - Chaussures, vêtements, tissus et filés	218.32	220.49	226.39	230.30	240.94	253.76	249.71	258.61	266.26	262.53	263.90	267.26	280.82
611	Shoe stores - Magasins de chaussures	238.10	239.52	252.65	267.15	266.49	266.36	273.99	274.04	286.96	268.25	275.75	282.97	293.32
612	Men's clothing stores - Magasins de vêtements pour hommes	274.63	271.37	299.54	290.83	292.59	294.38	304.74	320.57	342.65	339.87	336.63	321.39	361.72
613	Women's clothing stores - Magasins de vêtements pour dames	203.40	210.62	210.98	216.05	233.52	247.97	237.29	240.26	246.68	243.46	250.75	252.48	274.29
614	Clothing stores n.e.c. - Magasins de vêtements n.c.a.	206.28	210.04	210.35	216.11	229.01	246.98	242.69	256.98	259.22	264.98	258.46	265.79	265.40
615	Fabric & yarn stores - Magasins de tissus et de filés	165.20	153.23	156.75	166.49	167.29	180.63	175.45	217.55	234.46	233.93	247.14	253.50	252.09
621-623	Household furniture, appliances & furnishings - Meubles, appareils et accessoires de maison	288.51	307.13	331.01	347.88	368.83	374.05	389.20	396.26	401.79	395.99	391.54	416.15	435.03
621	Household furniture stores - Magasins de meubles de maison	285.52	307.71	327.35	343.75	369.81	381.22	397.44	428.03	422.19	419.15	432.72	454.88	465.50
622	Appliance, TV, radio & stereo stores - Magasins ménagers, tv, radio & appar. stéréo	286.09	294.36	335.52	342.35	365.17	383.55	383.94	383.99	396.70	397.13	377.83	401.35	428.04
623	Household furnishings stores - Magasins d'accessoires d'ameublement	294.06	317.74	331.54	359.22	371.73	356.10	386.54	372.24	381.73	360.80	361.24	392.20	407.12
631-639	Auto vehicles, parts & access., sales & serv. Véhicules autos, pièces & access., vente & serv.	319.55	326.84	341.05	372.62	393.82	416.01	409.78	425.78	446.93	456.95	482.76	500.53	520.35
631	Automobile dealers - Concessionnaires d'automobiles	381.72	396.83	421.18	448.26	488.98	532.85	545.48	560.58	582.17	586.81	639.60	667.93	692.94
632	Recreational vehicle dealers - Marchands de véhicules de loisir	352.97	333.98	358.35	385.99	388.15	369.74	401.53	452.28	474.43	484.80	486.71	516.28	537.78
633	Gasoline service stations - Stations-service	251.78	256.64	266.67	295.16	307.45	295.95	282.02	279.36	289.53	297.12	301.66	305.04	309.50
634	Automotive parts & accessories stores - Mag. de pièces et accessoires pour automobiles	282.41	284.65	292.81	314.16	336.86	351.53	344.63	339.88	374.42	366.26	382.52	398.39	410.80
635	Motor vehicle repair shops - Ateliers de réparation d'automobiles	350.97	366.96	387.06	414.10	431.34	470.78	442.04	461.38	474.49	477.02	483.77	486.04	506.57
639	Other motor vehicle services - Autres services pour automobiles	250.18	285.01	317.88	325.84	325.66	320.25	320.89	296.40	342.54	359.28	359.87	343.39	362.44
641-641	General merchandise stores - Magasins de marchandises diverses	229.29	233.11	239.68	241.20	259.94	259.95	271.78	280.64	278.83	279.67	283.80	294.38	297.52
651-692	Other retail n.e.c. - Autres commerces de détail n.c.a.	240.78	246.60	256.27	266.56	273.95	285.83	289.46	297.23	307.59	323.74	324.86	315.61	321.96

Table 2

Estimates of Average Weekly Earnings (including overtime), for All Employees,
by Industry, Canada, Provinces and Territories.

Tableau 2

Estimations de la rémunération hebdomadaire moyenne (incl. temps suppl.), pour
l'ensemble des salariés, par industrie, Canada, provinces et territoires.

SIC 1980 CTI	Industry Industrie	DOLLARS												
		1986	1987	1988	1989	1990	1991	1992	1993	1994	1995	1996	1997	1998
CANADA														
	701-761 Finance, insurance & real estate - Finances, assur. & affaires immobilières	\$451.56	\$483.35	\$512.19	\$544.46	\$546.34	\$568.62	\$603.40	\$633.17	\$644.23	\$658.48	\$704.59	\$742.17	\$754.62
	701-749 Finance & insurance - Intermédiaires financiers et assurances	475.41	506.85	521.71	547.67	570.38	602.73	634.82	674.80	676.38	695.38	749.68	784.89	801.84
	701-709 Deposit accepting intermediaries - Intermédiaires financiers de dépôts	420.87	437.73	459.60	483.42	507.50	533.33	558.49	571.28	585.99	602.31	632.38	659.69	686.83
	701-702 Banks - Banques	440.19	455.49	478.56	504.72	529.58	555.05	578.25	593.40	599.51	623.31	656.87	667.45	684.92
	703 Trust Companies - Sociétés de fiducie	415.17	431.45	453.71	478.15	500.58	529.73	544.45	553.34	578.11	590.53	624.82	662.04	692.85
	704 Deposit accepting mortgage companies - Soc. de prêt hypothécaire recevant des dépôts	78.14	388.95	372.98	158.15	162.19	586.83	561.69	580.25	589.13	682.51	739.78
	705 Credit unions - Caisses d'épargne et de crédit	377.39	385.33	404.00	430.89	450.37	466.99	496.20	507.18	539.60	536.41	553.14	628.22	684.80
	709 Other deposit accepting intermediaries - Autres intermédiaires de dépôts	586.96	553.43	540.25	568.87	599.32	667.93	728.44	769.95	857.56	843.52	838.55
	711-712 Consumer & business financing intermediaries - Crédit à la consommation et aux entreprises	473.26	503.96	515.23	590.68	600.81	652.46	695.23	726.67	729.80	762.78	777.69	810.14	811.37
	721-729 Investment intermediaries - Intermédiaires d'investissement	586.74	606.56	582.05	559.01	603.18	631.86	711.20	749.93	684.00	737.98	798.83	786.36	741.46
	731-733 Insurance - Assurances	498.52	532.39	574.73	618.66	655.42	675.95	681.89	711.41	740.34	757.36	787.64	827.68	889.69
	741-749 Other financial intermediaries - Autres intermédiaires financiers	612.75	731.11	691.87	792.29	796.10	975.65	1,017.39	1,342.45	1,236.82	1,171.72	1,468.56	1,604.65	1,485.73
	751-761 Real estate operators & insurance agent - Services immobiliers & agences d'assurances	392.32	425.12	488.71	536.60	488.24	483.38	520.17	521.88	557.70	559.88	587.18	631.67	632.67
	751-759 Real estate operators (exc'l developers) - Services immobiliers (sauf lotisseurs)	404.41	417.02	432.81	426.06	423.08	408.07	443.46	436.07	491.54	485.84	512.72	571.60	563.02
	761-761 Insurance & real estate agent - Agences d'assur. et agences immobilières	380.81	431.66	532.14	624.44	537.00	541.65	576.48	596.66	617.17	629.42	654.64	688.24	700.39
	771-779 Comm., business & pers. services - Services 851-999 socio-culturels, comm. et pers.	351.50	366.10	383.45	402.46	428.16	455.49	473.79	481.34	487.86	490.73	501.18	506.58	507.09
	771-779 Business services - Services aux entreprises	389.42	412.30	448.42	489.96	533.15	556.22	583.06	585.31	604.66	621.54	651.93	680.50	687.45
	771 Employment agencies & personnel suppliers - Bureaux de placement et location de pers.	251.92	247.06	277.48	332.39	354.77	368.34	403.66	392.43	394.21	388.40	429.99	473.65	485.34
	772 Computer & related services - Services informatiques et services connexes	448.05	521.31	560.20	616.18	677.03	721.40	738.44	727.74	795.61	800.95	829.90	888.17	900.77
	773 Accounting & bookkeeping services - Serv. de comptabilité et tenue de livres	401.59	409.22	455.54	479.99	529.71	545.09	544.10	534.45	567.39	579.34	609.77	631.81	650.95
	774 Advertising services - Services de publicité	414.87	416.92	477.31	490.92	477.36	510.89	551.37	604.22	626.57	657.98	649.21	631.37	605.21
	775 Arch., eng. & other scientific & tech. serv. - Arch., ingénieurs et autres serv. scient. et tech.	526.55	536.98	575.37	633.28	689.67	733.72	765.51	784.36	785.60	818.33	847.40	867.12	854.59
	776 Offices of lawyers & notaries - Études d'avocats et de notaires	382.98	401.44	448.91	509.17	559.00	552.51	570.07	590.63	613.45	618.91	657.58	675.19	698.21
	777 Management consulting services - Bureaux de conseils en gestion	374.63	411.25	458.14	506.01	560.23	582.45	621.35	655.70	645.83	687.08	691.92	705.97	716.56
	779 Other business services - Autres services aux entreprises	336.93	364.12	383.28	396.05	419.81	421.24	448.03	439.18	464.09	475.66	507.55	533.25	533.79
	851-859 Educational & related services - Services d'enseignement et services annexes	512.54	531.50	557.39	576.12	605.29	639.59	667.43	675.22	671.84	669.68	671.64	668.38	662.25
	851-853 Educational services - Services d'enseignement	521.55	540.62	567.38	586.01	616.73	651.39	678.97	686.21	682.33	680.90	683.29	679.68	672.60
	851 Elementary & secondary education - Enseignement élémentaire et secondaire	554.91	575.28	601.80	619.33	650.81	688.28	719.54	721.09	718.15	715.17	715.74	709.18	702.63
	852 Post-second. non-university education - Enseignement postsecondaire non univers.	458.84	473.57	502.50	510.44	539.79	575.82	596.50	618.99	608.65	611.91	629.14	625.26	613.88
	853 University education - Enseignement universitaire	458.87	481.70	506.36	532.78	562.33	588.30	608.88	622.12	617.28	617.79	612.93	619.26	612.52

Annual Estimates of Employment, Earnings and Hours, 1986-1998, Statistics Canada
Estimations annuelles de l'Emploi, des gains et de la durée du travail, 1986-1998, Statistique Canada

Table 2

Estimates of Average Weekly Earnings (including overtime), for All Employees,
by Industry, Canada, Provinces and Territories.

Tableau 2

Estimations de la rémunération hebdomadaire moyenne (incl. temps suppl.), pour
l'ensemble des salariés, par industrie, Canada, provinces et territoires.

SIC	Industry	DOLLARS												
		1986	1987	1988	1989	1990	1991	1992	1993	1994	1995	1996	1997	1998
1980														
CTI	Industrie													
CANADA														
854-859	Libraries, museums & other educational serv. - Biblio., musées & autres serv. d'enseignement	\$321.66	\$346.28	\$355.98	\$369.65	\$378.98	\$382.61	\$405.96	\$422.68	\$450.63	\$448.97	\$438.86	\$435.84	\$445.61
854	Library services - Bibliothèques	301.27	318.12	325.10	344.71	357.14	359.58	390.04	394.21	419.17	422.76	423.28	412.78	429.57
855	Museums & archives - Musées et archives	386.04	406.29	413.99	443.26	467.36	445.20	477.37	510.85	525.13	533.06	516.88	511.23	524.47
859	Other educational services - Autres services d'enseignement	305.94	354.53	370.78	358.27	342.52	368.83	378.31	405.64	443.38	425.75	407.36	408.72	409.20
861-869	Health & social services - Services de soins de santé et services sociaux	359.24	375.33	392.24	411.71	435.10	466.58	484.82	498.28	504.28	502.98	509.81	517.52	519.42
861,862	Inst. health & soc. serv., in/out social services & 864 institutions - Établ. de santé & serv. soc. en/hors institution	364.52	383.28	398.96	415.79	443.55	477.77	498.58	511.70	514.45	513.81	520.62	528.97	532.44
861	Hospitals - Hôpitaux	396.47	420.62	439.53	457.71	488.66	529.51	552.81	571.00	575.15	579.99	585.30	596.59	598.80
862	Other institutional health & social services - Autres établ. de soins de santé & serv. sociaux	305.43	314.51	323.55	339.23	361.18	380.84	409.49	417.67	424.11	425.84	438.61	446.95	453.04
864	Non-institutional social services - Services sociaux hors institution	307.93	312.74	326.84	339.89	359.78	382.69	370.80	384.16	392.19	395.87	398.35	406.87	417.69
863 & 865-869	Other health & social services n.e.c. - Autres services de soins de santé et sociaux n.c.a.	336.88	345.25	368.07	397.55	406.98	429.60	440.87	454.85	471.62	469.81	478.60	486.69	484.94
863	Non-institutional health services - Services de soins de santé hors institution	428.94	469.37	490.09	522.84	455.44	492.63	502.09	503.00	506.72	507.18	513.99	484.83	487.93
865	Private practice of physicians, surgeons & dentist - Cabinets privés de médecins chirurgiens, dentistes	299.62	297.48	328.17	363.25	370.98	391.80	404.06	423.84	448.52	443.81	454.79	466.84	461.40
866	Offices of other health practitioners - Cabinets d'autres praticiens de la santé	235.04	249.59	255.93	247.69	328.66	353.88	341.83	364.65	365.91	372.17	390.96	404.80	403.09
867	Offices of social services practitioners - Cabinets de spécialistes en services sociaux	347.51	363.88	361.09	374.55	448.68	472.44	546.58	607.39	520.33	524.39	537.74	528.93	528.58
868	Medical & other health laboratories - Laboratoires médicaux et autre lab. de santé	397.36	414.20	434.10	472.34	485.79	504.30	516.75	510.13	521.68	536.86	553.24	586.85	568.03
869	Health & social service assn's & agencies - Assoc. & org. de santé et de services sociaux	397.44	403.80	415.67	438.08	458.58	482.23	507.10	507.33	522.88	526.57	519.52	558.84	565.93
911-922	Accommodation, food & beverage services - Hébergement et restauration	178.77	189.08	192.22	196.21	206.63	209.84	216.20	218.10	227.57	232.20	236.83	235.36	231.49
911-914	Accommodation services - Services d'hébergement	219.22	239.39	236.93	238.17	261.67	266.16	276.18	281.74	293.85	302.52	307.64	308.78	297.17
912-914	Other accommodation services n.e.c. - Autres services d'hébergement n.c.a.	307.22	351.90	343.08	286.65	380.25	321.23	315.24	296.47	310.35	319.90	309.29	308.16	293.91
911	Hotels, motels & tourist courts - Hôtels, motels et camps pour touristes	214.32	228.79	228.25	230.66	252.70	258.51	267.34	278.86	292.45	300.85	307.48	308.83	297.50
921-922	Food & beverage services - Services de la restauration	165.37	172.26	176.85	181.13	188.10	191.61	195.87	198.94	208.67	213.47	217.28	215.80	213.93
921	Food services - Services de restauration	163.83	170.67	175.17	179.90	186.57	189.54	193.89	198.45	208.71	213.98	217.53	216.36	214.67
922	Taverns, bars & night clubs - Tavernes, bars et boîtes de nuit	177.98	185.22	190.47	190.95	200.64	211.54	218.55	206.24	208.03	205.92	213.71	207.63	203.50
961-999	Miscellaneous services - Services divers	291.48	301.75	307.94	331.66	346.71	365.07	370.09	380.86	385.11	390.60	405.17	407.35	405.59
961-969	Amusement & recreational services - Services de divertissements et de loisirs	268.34	280.57	287.68	314.84	343.28	355.52	359.88	362.94	375.44	376.19	389.61	393.30	386.34
960	Other amusement & recreational services n.e.c. - Autres serv. de divertis. et de loisirs n.c.a.	280.50	284.97	280.00	309.99	334.05	344.99	358.41	363.00	374.62	380.46	393.81	395.49	388.33
961	Motion picture, audio & video prod. & distr. - Prod. & distr. films et mat. audiovisuel	195.83	258.01	340.21	368.69	447.53	516.33	579.80	570.75	631.87	596.67	600.13	614.33	610.74
962	Motion picture exhibition - Projection de films cinématographiques	212.05	230.30	239.25	235.79	235.03	215.22	237.25	242.37	212.11	206.86	208.94	232.53	243.12
965	Sports & recreation clubs & services - Clubs sportifs et services de loisir	271.46	282.19	280.58	300.69	323.79	321.93	295.03	318.65	317.65	321.56	332.32	336.60	315.63
971-979	Personal services (exc'l private households) - Services personnels (excl. ménages)	229.66	239.71	240.70	267.74	288.16	293.31	306.30	310.11	312.81	320.60	334.29	336.37	334.02
971	Barber & beauty shops - Salons de coiffure et salons de beauté	220.69	226.41	228.53	261.80	273.76	274.69	288.29	278.22	289.60	290.11	297.52	294.90	284.74

Annual Estimates of Employment, Earnings and Hours, 1986-1998, Statistics Canada
Estimations annuelles de l'emploi, des gains et de la durée du travail, 1986-1998, Statistique Canada

Table 2

Estimates of Average Weekly Earnings (including overtime), for All Employees,
by Industry, Canada, Provinces and Territories.

Tableau 2

Estimations de la rémunération hebdomadaire moyenne (incl. temps suppl.), pour
l'ensemble des salariés, par industrie, Canada, provinces et territoires.

SIC 1980 CTI	Industry Industrie	DOLLARS												
		1986	1987	1988	1989	1990	1991	1992	1993	1994	1995	1996	1997	1998
CANADA														
972	Laundries & cleaners - Serv. de blanchissage et de nettoyage à sec	\$280.24	\$282.47	\$264.34	\$274.20	\$317.47	\$319.43	\$325.50	\$339.28	\$341.60	\$335.90	\$364.23	\$367.10	\$375.65
973	Funeral services - Pompes funèbres	310.92	338.79	367.52	391.32	388.69	417.24	431.26	501.38	472.87	537.79	502.88	515.13	513.09
979	Other personal & household services - Autres services personnels et domestiques	180.21	206.54	216.91	242.76	245.56	238.56	248.47	255.64	246.08	237.32	263.50	282.96	289.31
982-986	Membership organizations - Associations	346.41	362.12	371.49	416.79	427.94	449.35	449.45	486.35	451.22	464.48	491.49	486.70	482.04
991-999	Other services - Autres services	310.84	318.66	327.84	333.22	340.05	370.10	369.96	379.51	398.14	404.51	413.07	413.45	418.26
990	Other services n.e.c. - Autres services n.c.a.	350.89	357.61	377.30	388.28	378.89	417.26	402.36	407.35	425.21	425.70	442.96	443.01	453.78
992	Automobile & truck rental & leasing services - Serv. de location d'automobiles et de camions	375.52	448.80	527.86	483.15	484.32	507.19	521.57	527.22	498.06	496.29	534.16	525.14	500.09
993	Photographers - Photographes	221.12	228.09	253.07	227.46	277.63	311.43	356.10	309.00	338.54	355.83	378.28	392.75	412.86
995	Services to buildings & dwellings - Serv. relatifs aux bâtiments et habitations	266.80	284.73	272.89	265.36	273.75	264.13	282.58	279.80	300.35	314.99	315.51	323.32	321.98
996	Travel services - Services de voyages	263.04	221.01	232.19	269.34	284.50	378.41	410.55	481.88	489.36	502.78	513.19	498.56	516.92
812-837 Public administration - Administration publique		541.08	569.52	590.42	633.61	686.48	698.70	723.76	745.94	752.06	750.65	740.05	739.57	737.53
812-817	Federal administration (exc'l the military) - Administration fédérale (sauf la défense)	595.68	631.68	650.40	688.79	740.42	747.83	786.13	809.62	811.50	811.63	799.60	803.06	805.63
822-827	Provincial administration - Administration provinciale	519.97	544.47	573.45	626.03	674.34	697.71	715.74	721.15	726.15	727.61	733.22	745.90	751.87
832-837	Local administration - Administration locale	496.15	521.99	539.04	578.00	637.58	643.56	661.71	698.83	710.59	707.80	686.35	676.98	665.07
451-484 Service producing industries - Branches 501-999 productrices de services		388.93	402.94	420.69	442.68	464.11	488.91	507.87	517.45	525.37	529.62	539.29	548.56	553.87
041-999 Industrial aggregate - Ensemble des industries		425.16	441.23	460.67	484.23	506.24	529.48	547.98	557.94	568.27	573.75	586.06	598.26	606.32
NEWFOUNDLAND TERRE-NEUVE														
041-051	Logging and forestry - Exploitation forestière et serv. forestiers	518.04	555.33	567.53	580.94	582.45	662.25	676.01	651.79	660.29	578.81	650.03	684.71	596.64
061-092	Mining (incl. milling), quarrying and oil wells Mines (y compris broyage), carrières et puits de pétrole	679.66	680.27	762.76	761.10	833.94	926.89	939.83	914.96	938.15	1,005.28	997.33	1,076.84	1,200.89
101-399 Manufacturing - Industries manufacturières		382.00	410.39	452.50	488.82	501.59	536.91	552.83	561.75	600.45	602.18	578.83	609.88	605.35
	Non-durable goods - Biens non durables	369.31	401.55	441.95	483.16	491.48	536.05	552.83	556.88	589.05	596.67	583.59	605.38	578.68
	Durable goods - Biens durables	456.12	465.27	511.80	513.49	544.01	540.80	552.82	581.80	619.68	559.16	628.65	709.25	
101-109	Food - Aliments	270.68	316.37	352.62	384.73	402.48	430.83	404.03	401.37	421.24	441.82	447.30	472.76	474.43
102	Fish products - Transformation du poisson	258.55	307.22	344.79	375.92	393.90	425.83	391.78	380.47	396.98	435.21	436.51	467.64	467.69
401-449 Construction - Construction		436.30	450.93	482.82	500.52	492.49	542.63	580.91	677.46	817.72	854.08	800.05	604.30	605.74
401-402	Bldg, developing & general contracting - Constructeurs, promoteurs et entrep. généraux	439.60	430.16	443.80	459.20	448.60	470.21	540.49	590.03	692.69	477.56	730.79
402	Non-residential building & development - Promotion & constr. de bâtiments non résidentiels	527.67	516.82	533.31	550.34	535.24	542.58	755.48	811.21	1,013.12	628.41	999.70
411-412	Industrial & heavy (engineering) construction - Constr. lourde et industrielle (génie)	570.55	589.83	589.98	630.73	636.14	767.87	785.47	1,003.49	1,231.43	1,253.63	1,071.13
421-429	Trade contracting - Entrepreneurs spécialisés	382.10	407.68	480.48	501.29	492.03	505.59	534.07	533.26	532.98	592.16	588.00	583.80	597.69

Annual Estimates of Employment, Earnings and Hours, 1986-1998, Statistics Canada
Estimations annuelles de l'Emploi, des gains et de la durée du travail, 1986-1998, Statistique Canada

Table 2

Estimates of Average Weekly Earnings (including overtime), for All Employees,
by Industry, Canada, Provinces and Territories.

Tableau 2

Estimations de la rémunération hebdomadaire moyenne (incl. temps suppl.), pour
l'ensemble des salariés, par industrie, Canada, provinces et territoires.

SIC 1980 CTI	Industry Industrie	DOLLARS												
		1986	1987	1988	1989	1990	1991	1992	1993	1994	1995	1996	1997	1998
NEWFOUNDLAND TERRE-NEUVE														
041-449	Goods producing industries - Branches 491-499 productrices de biens	\$444.21	\$466.35	\$510.57	\$539.89	\$558.86	\$607.12	\$627.66	\$658.01	\$727.77	\$733.99	\$708.53	\$684.10	\$692.42
451-499	Transportation, storage, comm. & other utilities - Transp., entreposage, comm. et autres services publics	512.93	520.53	536.12	554.01	584.46	614.57	617.97	614.38	618.18	615.72	606.92	637.94	636.10
451-479	Transportation & storage - Transport et entreposage	490.12	482.20	482.71	479.25	511.23	541.83	543.63	550.70	555.99	553.16	517.32	566.83	579.16
481-499	Communication & other utilities - Communications et autres services publics	534.23	553.36	582.40	626.05	656.70	679.80	686.91	669.75	666.90	667.52	665.67	681.63	672.75
481-484	Communication - Communications	506.19	515.24	539.26	579.28	600.14	617.05	619.40	606.27	615.16	613.54	614.81	632.45	594.35
491-499	Other Utilities - Autres services publics	581.63	620.33	653.81	700.36	747.09	780.42	798.31	780.44	747.02	752.62	764.85	774.10	819.75
501-692	Trade - Commerce	278.96	286.98	301.31	308.79	312.26	316.43	320.35	334.08	333.76	331.54	353.15	380.47	383.10
501-599	Wholesale Trade - Commerce de gros	376.70	391.95	416.11	426.84	444.23	450.42	454.75	490.49	505.10	515.53	534.12	520.54	508.57
521-524	Food, beverage, drug & tobacco - Produits alimentaires, boissons, médicaments et tabac	359.75	356.86	367.52	374.27	386.12	395.65	406.83	441.06	436.46	450.79	462.17	438.65	450.23
601-692	Retail trade - Commerce de détail	245.44	248.45	257.92	269.61	275.15	281.51	285.57	288.90	286.81	284.44	301.39	339.89	345.80
601-603	Food, beverage and drug - Aliments, boissons et médicaments	225.61	222.47	230.26	237.49	246.99	267.63	267.78	271.48	272.24	276.31	273.59	312.91	332.92
601	Food stores - Magasins d'alimentation	213.20	206.66	208.82	217.42	228.12	250.02	240.49	243.97	238.14	250.15	250.39	297.17	321.04
611-615	Shoe, apparel, fabric & yarn - Chaussures, vêtements, tissus et filés	194.34	189.45	196.06	214.27	211.85	216.61	219.23	225.37	218.33	197.55	206.93	193.22	215.39
631-639	Auto vehicles, parts & access., sales & serv. Véhicules autos, pièces & access., vente & serv.	307.03	314.67	331.61	347.27	359.77	370.54	362.12	387.98	364.15	363.73	412.99	474.88	441.78
641-641	General merchandise stores - Magasins de marchandises diverses	206.43	208.30	211.36	216.19	220.43	220.19	242.51	219.93	220.56	221.20	223.57	225.66	230.18
651-692	Other retail n.e.c. - Autres commerces de détail n.c.a.	257.87	276.60	285.40	288.63	287.66	279.34	277.01	278.40	275.57	276.28	264.88	265.86	249.84
701-761	Finance, insurance & real estate - Finances, assur. & affaires immobilières	394.28	402.32	420.55	441.79	476.70	505.09	542.40	552.99	557.65	566.62	578.52	567.76	613.60
701-749	Finance & insurance - Intermédiaires financiers et assurances	398.29	405.49	429.85	445.63	474.13	515.64	542.27	562.35	556.20	561.72	583.76	574.35	639.55
701-709	Deposit accepting intermediaries - Intermédiaires financiers de dépôts	364.85	361.53	375.98	396.80	416.79	444.23	468.41	474.27	470.08	484.94	496.32	482.79	517.44
701-702	Banks - Banques	370.35	367.02	381.47	401.96	420.73	446.44	467.62	475.33	476.46	480.18	492.83	499.05	..
731-733	Insurance - Assurances	409.85	485.28	525.61	547.12	635.15	648.54	642.39	699.70	682.99	700.82	736.47	688.53	746.73
751-759	Real estate operators (exc'l developers) - Services immobiliers (sauf lotisseurs)	357.53	383.99	377.78	430.50	488.64	485.01	484.24	524.95	531.10	527.34	563.24	518.16	526.06
761-761	Insurance & real estate agent - Agences d'assur. et agences immobilières	426.30	413.12	429.36	437.15	476.05	481.42	585.36	534.28	591.65	632.06	566.93	579.68	551.97
771-779	Comm., business & pers. services - Services 851-999 socio-culturels, comm. et pers.	407.75	424.26	440.49	457.23	471.05	492.84	494.67	505.61	492.78	495.57	483.58	478.22	483.88
771-779	Business services - Services aux entreprises	407.32	422.88	446.32	464.84	477.40	545.20	542.06	591.75	634.81	657.26	632.17	653.73	614.70
851-859	Educational & related services - Services d'enseignement et services annexes	539.26	570.91	597.21	647.17	668.82	686.31	694.97	708.63	694.99	693.40	679.04	693.13	707.06
861-869	Health & social services - Services de soins de santé et services sociaux	381.91	394.54	412.47	423.06	443.91	470.22	470.86	472.08	461.39	461.88	455.78	444.58	468.01
861	Hospitals - Hôpitaux	408.87	423.40	448.63	475.69	502.60	525.40	537.64	554.62	546.31	543.77	533.11	506.16	557.93

Annual Estimates of Employment, Earnings and Hours, 1986-1998, Statistics Canada
Estimations annuelles de l'Emploi, des gains et de la durée du travail, 1986-1998, Statistique Canada

Table 2

Estimates of Average Weekly Earnings (including overtime), for All Employees,
by Industry, Canada, Provinces and Territories.

Tableau 2

Estimations de la rémunération hebdomadaire moyenne (incl.temps suppl.), pour
l'ensemble des salariés, par industrie, Canada, provinces et territoires.

SIC 1980 CTI	Industry Industrie	DOLLARS												
		1986	1987	1988	1989	1990	1991	1992	1993	1994	1995	1996	1997	1998
NEWFOUNDLAND TERRE-NEUVE														
911-922	Accommodation, food & beverage services - Hébergement et restauration	\$187.20	\$207.25	\$208.55	\$211.88	\$214.86	\$221.03	\$224.71	\$225.04	\$229.75	\$245.91	\$224.19	\$225.52	\$225.53
921-922	Food & beverage services - Services de la restauration	182.02	199.04	193.87	197.75	197.32	205.76	205.75	200.48	207.98	221.59	203.53	198.00	205.30
961-999	Miscellaneous services - Services divers	299.14	295.08	317.03	310.53	310.57	322.18	320.33	331.32	310.77	308.66	326.80	330.83	307.93
812-837	Public administration - Administration publique	457.89	488.24	506.46	523.88	567.03	578.32	615.81	660.07	658.08	665.82	680.94	651.61	614.76
812-817	Federal administration (exc'l the military) - Administration fédérale (sauf la défense)	551.46	593.30	612.33	638.60	698.23	707.64	744.17	754.89	731.57	716.96	719.78	738.37	741.62
822-827	Provincial administration - Administration provinciale	415.33	437.90	461.81	464.44	490.79	509.70	559.85	620.97	636.41	664.80	698.74	616.36	528.73
832-837	Local administration - Administration locale	307.71	343.11	343.83	423.84	462.44	446.68	422.80	486.86	516.02	537.94	534.04	559.53	606.27
451-484	Service producing industries - Branches productrices de services	397.36	408.64	422.86	436.34	452.35	471.26	482.10	497.45	487.20	488.97	490.66	493.31	491.37
041-999	Industrial aggregate - Ensemble des industries	407.99	421.87	443.13	459.88	474.83	497.36	508.57	527.12	532.85	535.45	532.54	527.38	529.32
PRINCE EDWARD ISLAND ILE-DU-PRINCE-ÉDOUARD														
101-399	Manufacturing - Industries manufacturières	307.03	317.20	334.57	355.74	374.67	392.47	399.99	416.35	438.27	446.61	478.17	547.12	548.04
	Non-durable goods - Biens non durables	294.73	309.50	327.17	348.60	365.01	376.22	380.12	395.89	419.98	430.39	456.80	533.80	527.95
	Durable goods - Biens durables	353.19	340.23	356.73	379.90	408.81	448.00	460.44	479.41	509.66	505.68	532.64	574.20	590.47
401-449	Construction - Construction	366.53	402.52	421.64	421.76	460.79	470.32	474.80	487.88	504.15	725.41	811.53	535.44	538.39
041-449	Goods producing industries - Branches productrices de biens	339.21	360.00	380.43	393.10	421.55	438.75	443.24	462.19	480.46	578.54	637.78	547.85	549.65
451-499	Transportation, storage, comm. & other utilities - Transp., entreposage, comm. et autres services publics	445.96	462.48	470.23	492.92	511.37	540.89	586.45	586.64	611.58	603.79	622.43	593.58	594.56
451-479	Transportation & storage - Transport et entreposage	407.39	436.12	441.32	456.99	475.56	496.37	547.85	539.28	563.99	552.76	571.29	547.03	559.77
481-499	Communication & other utilities - Communications et autres services publics	523.38	511.92	522.03	552.58	570.93	614.41	647.57	665.90	686.02	692.93	711.54	689.22	672.19
481-484	Communication - Communications	513.97	490.09	497.38	530.42	542.53	577.90	623.18	644.40	653.17	653.30	...	669.01	628.46
501-692	Trade - Commerce	262.71	287.96	299.65	316.95	322.76	301.93	305.40	321.91	323.39	329.36	353.80	351.68	362.26
501-599	Wholesale Trade - Commerce de gros	314.94	376.90	441.23	510.20	489.17	410.85	416.71	435.74	448.86	453.50	529.25	563.17	595.10
601-692	Retail trade - Commerce de détail	248.16	263.82	257.18	263.90	273.48	270.95	273.65	287.05	287.27	288.69	289.58	290.34	300.17
601-603	Food, beverage and drug - Aliments, boissons et médicaments	205.27	226.29	236.15	243.79	255.76	264.22	265.22	268.56	284.23	271.91	269.07	276.15	272.49
601	Food stores - Magasins d'alimentation	188.34	205.72	213.22	218.79	226.47	228.84	224.71	234.95	248.28	252.00	235.83	247.40	239.84
631-639	Auto vehicles, parts & access., sales & serv. - Véhicules autos, pièces & access., vente & serv.	337.69	355.01	324.35	323.75	340.00	358.00	368.34	365.33	363.14	357.10	372.82	378.69	374.49
641-641	General merchandise stores - Magasins de marchandises diverses	196.67	200.35	208.01	206.44	218.69	177.04	172.16	186.99	204.75	213.69	204.69	210.39	268.83

Annual Estimates of Employment, Earnings and Hours, 1986-1998, Statistics Canada
Estimations annuelles de l'Emploi, des gains et de la durée du travail, 1986-1998, Statistique Canada

Table 2

Estimates of Average Weekly Earnings (including overtime), for All Employees,
by Industry, Canada, Provinces and Territories.

Tableau 2

Estimations de la rémunération hebdomadaire moyenne (incl. temps suppl.), pour
l'ensemble des salariés, par industrie, Canada, provinces et territoires.

SIC 1980 CTI	Industry Industrie	DOLLARS												
		1986	1987	1988	1989	1990	1991	1992	1993	1994	1995	1996	1997	1998
PRINCE EDWARD ISLAND ILE-DU-PRINCE-ÉDOUARD														
701-761	Finance, insurance & real estate - Finances, assur. & affaires immobilières	\$368.96	\$393.03	\$430.14	\$441.15	\$439.13	\$472.46	\$488.36	\$503.07	\$539.83	\$566.55	\$579.97	\$564.87	\$797.49
701-749	Finance & insurance - Intermédiaires financiers et assurances	380.02	407.48	428.57	450.40	453.73	498.18	512.31	540.63	558.98	589.02	587.39	577.15	872.58
701-709	Deposit accepting intermediaries - Intermédiaires financiers de dépôts	333.86	357.07	374.29	408.59	425.81	446.56	471.59	490.26	498.46	521.54	506.74	518.37	544.20
751-761	Real estate operators & insurance agent - Services immobiliers & agences d'assurances	338.05	350.28	434.52	414.67	400.21	410.67	429.90	424.57	490.24	503.66	558.26	501.47	459.54
771-779	Comm., business & pers. services - Services 851-999 socio-culturels, comm. et pers.	306.16	318.50	341.05	367.09	375.27	396.15	405.23	414.54	406.09	398.93	410.27	417.57	406.26
851-859	Educational & related services - Services d'enseignement et services annexes	445.45	480.69	534.48	569.74	569.71	605.95	626.38	629.37	612.46	596.43	602.95	611.90	593.24
851	Elementary & secondary education - Enseignement élémentaire et secondaire	495.70	512.55	566.13	610.08	597.07	641.98	669.63	665.01	647.03	..	623.75
861-869	Health & social services - Services de soins de santé et services sociaux	323.52	343.62	360.34	389.83	402.17	416.98	431.80	436.16	456.17	461.34	486.00	505.35	531.84
812-837	Public administration - Administration publique	536.05	565.03	578.47	565.58	607.97	611.57	650.75	657.81	631.21	618.40	620.02	640.95	640.72
812-817	Federal administration (exc'l the military) - Administration fédérale (sauf la défense)	557.98	593.69	622.83	656.03	723.59	741.24	789.55	791.98	724.80	735.79	702.33	722.96	726.87
822-827	Provincial administration - Administration provinciale	544.48	566.94	562.22	497.70	527.17	523.04	563.91	566.08	537.79	525.32	549.82	544.77	568.54
451-484	Service producing industries - Branches 501-999 productrices de services	354.24	370.82	387.63	403.19	416.00	427.54	444.68	452.46	448.86	441.81	452.15	457.59	464.72
041-999	Industrial aggregate - Ensemble des industries	351.77	369.09	386.42	401.48	416.92	429.29	444.44	454.00	453.79	466.91	491.04	475.13	481.64
NOVA SCOTIA NOUVELLE-ÉCOSSE														
041-051	Logging and forestry - Exploitation forestière et serv. forestiers	362.82	343.17	367.00	399.88	431.93	463.62	473.90	471.11	491.94	481.03	484.05	512.84	480.27
061-092	Mining (incl. milling), quarrying and oil wells - Mines (y compris broyage), carrières et puits de pétrole	599.43	609.23	640.05	645.95	698.57	737.92	777.53	829.67	845.03	843.60	826.57	790.39	849.19
061-063	Mining - Mines	585.26	610.62	643.43	656.47	704.05	751.11	797.32	814.45	825.19	805.76	..	779.87	..
063	Coal mines - Mines de charbon	608.10	637.25	674.58	682.55	738.46	792.64	844.42	867.25	879.04	818.41
101-399	Manufacturing - Industries manufacturières	433.71	457.45	476.32	498.42	515.77	541.31	560.41	586.59	580.27	583.68	599.72	641.62	668.26
	Non-durable goods - Biens non durables	465.85	493.37	519.59	543.72	552.68	537.09	561.59	591.31	590.32	595.30	598.15	650.22	680.99
	Durable goods - Biens durables	363.80	379.54	392.80	412.12	439.23	550.03	557.92	576.61	561.54	564.53	602.75	625.83	646.71
101-109	Food - Aliments	302.43	320.91	347.67	358.80	367.01	421.65	437.09	452.63	450.58	455.35	503.57	541.56	557.24
271-279	Paper & allied products - Papier et produits connexes	520.21	567.32	587.66	598.18	621.99	797.53	863.13	864.73	864.02	921.92	927.11	971.15	1,012.45
281-284	Printing, publishing & allied ind.- Imprimerie, édition et industries connexes	392.70	415.61	418.89	417.11	439.44	476.36	466.52	475.44	462.91	499.91	492.11	579.37	582.00

Annual Estimates of Employment, Earnings and Hours, 1986-1998, Statistics Canada
Estimations annuelles de l'emploi, des gains et de la durée du travail, 1986-1998, Statistique Canada

Table 2

Estimates of Average Weekly Earnings (including overtime), for All Employees,
by Industry, Canada, Provinces and Territories.

Tableau 2

Estimations de la rémunération hebdomadaire moyenne (incl. temps suppl.), pour
l'ensemble des salariés, par industrie, Canada, provinces et territoires.

SIC 1980 CTI	Industry Industrie	DOLLARS												
		1986	1987	1988	1989	1990	1991	1992	1993	1994	1995	1996	1997	1998
NOVA SCOTIA NOUVELLE-ÉCOSSE														
284	Combined publishing & printing - Impression et édition combinées	\$410.08	\$430.71	\$440.38	\$439.43	\$457.93	\$489.47	\$493.76	\$501.77	\$473.79	\$506.17	\$549.02	\$638.55	\$577.61
321-329	Transportation equipment - Matériel de transport	375.45	400.54	416.11	451.87	481.80	618.22	611.69	647.19	667.99	655.75	692.68	699.34	760.96
401-449 Construction - Construction		453.27	465.89	482.04	506.51	531.29	552.14	552.78	561.13	547.04	564.89	550.91	605.82	598.29
401-402	Bldg, developing & general contracting - Constructeurs, promoteurs et entrep. généraux	404.74	419.15	449.37	466.23	481.36	492.54	484.79	515.17	491.17	504.55	506.34	539.91	520.11
401	Residential building & development - Promotion et construction de bâtiments résidentiels	388.41	403.94	434.31	451.59	465.71	467.22	455.26	466.32	458.47	467.00	463.76	490.35	465.51
411-412	Industrial & heavy (engineering) construction - Constr. lourde et industrielle (génie)	525.56	534.75	579.79	597.41	636.46	671.63	708.95	657.36	661.44	679.27	674.16	701.16	824.29
421-429	Trade contracting - Entrepreneurs spécialisés	452.87	465.02	466.50	498.83	524.95	541.33	540.50	555.92	541.14	561.49	548.33	615.56	583.97
441-449	Services incidental to construction - Services relatifs à la construction	508.11	528.16	560.18	599.05	595.65	578.30	491.05	504.23	599.04	604.35	551.30	591.14	593.21
041-449 Goods producing industries - Branches 491-499 productrices de biens		455.77	473.28	491.53	510.87	535.65	563.90	578.92	599.95	595.88	600.04	603.71	639.56	655.81
451-499 Transportation, storage, comm. & other utilities - Transp., entreposage, comm. et autres services publics		502.40	516.95	542.46	550.75	584.72	610.11	627.05	634.73	639.94	646.86	645.08	627.19	628.00
451-479	Transportation & storage - Transport et entreposage	469.74	479.99	503.37	503.49	539.85	549.60	567.86	576.82	584.32	583.05	590.49	617.18	644.58
451-459	Transportation - Transport	470.08	480.01	503.34	503.30	539.67	549.73	568.06	577.36	585.49	618.05	646.13
481-499	Communication & other utilities - Communications et autres services publics	542.96	563.91	589.05	605.80	633.21	670.72	686.74	693.46	697.48	708.65	695.69	636.38	613.16
481-484	Communication - Communications	531.23	553.67	581.64	601.19	619.75	655.58	665.64	670.06	670.78	689.71	671.05	611.67	582.06
491-499	Other Utilities - Autres services publics	579.10	595.43	611.55	619.81	672.32	716.47	755.49	769.28	779.94	759.31	769.77	721.43	732.70
491	Electric power systems - Énergie électrique	604.00	623.25	643.60	656.19	714.06	764.70	791.78	829.54	871.57
501-692 Trade - Commerce		263.55	267.63	282.71	297.99	314.19	318.68	335.40	332.73	350.06	350.15	366.22	375.60	390.97
501-599	Wholesale Trade - Commerce de gros	358.64	380.27	419.70	448.20	471.35	510.14	515.87	507.54	517.54	518.84	537.73	567.21	581.85
521-524	Food, beverage, drug & tobacco - Produits alimentaires, boissons, médicaments et tabac	234.73	294.19	326.70	369.87	392.97	437.07	474.63	468.61	468.37	469.09	530.79	507.65	588.63
521	Food - Produits alimentaires	225.08	289.11	325.42	368.46	387.64	431.15	464.30	465.38	457.43	454.62	524.45	504.98	588.02
571-579	Machinery, equipment & supplies - Machines, matériel et fournitures	422.55	450.06	498.62	503.41	537.51	561.79	610.08	585.63	617.70	595.71	590.74	640.59	617.65
579	Other machinery, equipment & supplies - Autres machines, matériel et fournitures	402.80	437.14	492.93	477.65	527.95	541.03	605.46	589.42	598.08	604.89	599.85	594.77	571.85
601-692	Retail trade - Commerce de détail	237.60	232.21	240.10	252.92	269.71	263.94	280.33	281.54	295.00	293.96	306.17	312.65	323.42
601-603	Food, beverage and drug - Aliments, boissons et médicaments	246.49	223.70	225.88	241.75	255.09	249.14	267.27	271.38	279.99	276.18	296.72	291.24	308.13
601	Food stores - Magasins d'alimentation	190.87	184.50	185.80	195.78	216.07	236.28	232.84	236.92	243.64	229.91	267.14	271.73	274.11
611-615	Shoe, apparel, fabric & yarn - Chaussures, vêtements, tissus et filés	193.40	206.29	201.79	212.69	224.72	220.34	236.92	226.06	226.87	219.66	224.94	220.27	226.79
631-639	Auto vehicles, parts & access., sales & serv. - Véhicules autos, pièces & access., vente & serv.	274.73	275.72	282.70	288.02	334.65	354.46	361.20	356.64	380.26	391.58	408.09	433.06	430.11
641-641	General merchandise stores - Magasins de marchandises diverses	186.41	189.37	184.02	178.92	192.71	187.21	198.68	209.44	206.86	211.11	225.06	244.25	261.67
651-692	Other retail n.e.c. - Autres commerces de détail n.e.c.	240.70	230.64	251.72	270.72	265.32	239.01	255.91	257.63	285.31	289.54	288.38	296.02	286.69
701-761 Finance, insurance & real estate - Finances, assur. & affaires immobilières		401.57	422.24	441.09	458.82	476.60	500.21	534.94	534.18	560.56	572.32	586.09	608.00	582.06

Table 2

Estimates of Average Weekly Earnings (including overtime), for All Employees,
by Industry, Canada, Provinces and Territories.

Tableau 2

Estimations de la rémunération hebdomadaire moyenne (incl. temps suppl.), pour
l'ensemble des salariés, par industrie, Canada, provinces et territoires.

SIC 1980 CTI	Industry Industrie	DOLLARS												
		1986	1987	1988	1989	1990	1991	1992	1993	1994	1995	1996	1997	1998
NOVA SCOTIA NOUVELLE-ÉCOSSE														
701-749	Finance & insurance - Intermédiaires financiers et assurances	\$415.31	\$429.17	\$452.30	\$467.26	\$495.56	\$525.78	\$550.60	\$558.51	\$580.13	\$598.64	\$618.38	\$644.92	\$635.51
701-709	Deposit accepting intermediaries - Intermédiaires financiers de dépôts	367.91	375.74	404.73	424.15	445.95	466.20	481.93	491.45	493.91	513.94	530.98	534.22	567.67
701-702	Banks - Banques	364.68	370.59	399.35	421.39	444.48	466.73	479.96	489.24	493.80	512.14	533.01	534.09	543.90
731-733	Insurance - Assurances	473.62	496.78	530.16	531.25	588.31	624.12	620.33	606.94	663.89	678.25	673.65	704.13	727.98
751-759	Real estate operators (exc'l developers) - Services immobiliers (sauf lotisseurs)	342.75	349.80	363.74	396.80	388.36	370.77	384.48	406.39	438.50	432.83	438.93	454.72	392.23
761-761	Insurance & real estate agent - Agences d' assur. et agences immobilières	371.84	430.85	434.33	464.87	459.27	473.56	569.73	525.14	585.47	592.97	590.13	596.76	580.07
771-779	Comm., business & pers. services - Services socio-culturels, comm. et pers.	357.82	363.36	377.00	384.36	407.55	434.38	444.33	450.01	443.44	432.84	433.43	432.17	442.13
771-779	Business services - Services aux entreprises	392.20	366.10	362.67	382.13	426.52	438.65	481.25	481.44	501.19	505.35	495.33	501.14	512.09
851-859	Educational & related services - Services d'enseignement et services annexes	513.62	527.99	544.94	559.82	593.58	626.87	614.38	623.10	622.04	588.39	599.21	606.90	607.14
851	Elementary & secondary education - Enseignement élémentaire et secondaire	555.65	566.29	586.42	605.23	636.83	667.45	669.25	674.81	685.25	652.92	655.16	651.87	642.25
852	Post-second. non-university education - Enseignement postsecondaire non univers.	441.31	482.94	497.13	515.05	568.01	573.34	594.37	591.36	591.69	486.29	565.21	596.72	551.83
853	University education - Enseignement universitaire	467.94	486.63	504.48	513.59	552.28	595.27	550.95	561.69	543.39	527.23	542.07	558.50	571.39
854	Library services - Bibliothèques	236.28	234.24	259.26	275.76	293.91	310.62	313.90	317.89	326.16	311.99	321.30	305.64	328.82
861-869	Health & social services - Services de soins de santé et services sociaux	365.33	371.62	383.72	387.10	409.43	449.81	462.73	464.57	465.10	456.28	455.01	453.35	484.97
861	Hospitals - Hôpitaux	404.84	412.84	426.32	434.44	463.26	535.25	543.94	544.27	549.11	550.00	549.25	541.77	590.71
911-922	Accommodation, food & beverage services - Hébergement et restauration	183.52	188.87	197.37	204.06	205.70	199.84	205.53	209.17	216.49	226.11	223.48	226.55	223.11
921-922	Food & beverage services - Services de la restauration	187.32	188.40	193.39	196.05	194.79	182.76	182.90	189.64	201.97	210.09	212.78	214.19	213.11
921	Food services - Services de restauration	183.68	184.83	189.73	192.53	191.01	180.95	180.63	188.13	199.52	206.76	209.14	210.32	210.23
961-999	Miscellaneous services - Services divers	223.91	230.40	245.35	259.25	279.34	277.40	286.10	307.05	300.93	315.39	319.59	310.31	311.85
812-837	Public administration - Administration publique	508.76	527.04	537.66	576.46	619.25	638.76	667.53	673.27	672.24	644.52	649.17	657.79	658.07
812-817	Federal administration (exc'l the military) - Administration fédérale (sauf la défense)	571.33	599.13	618.67	644.18	698.47	707.79	740.76	754.46	745.87	740.80	747.26	751.92	757.33
822-827	Provincial administration - Administration provinciale	453.07	476.32	478.53	536.53	578.66	620.06	639.98	627.01	654.07	633.00	641.36	640.45	662.69
832-837	Local administration - Administration locale	377.84	376.28	390.09	447.70	475.14	479.43	501.01	520.88	513.46	450.92	454.19	490.12	470.35
451-484	Service producing industries - Branches productrices de services	374.70	382.74	396.17	407.42	431.22	451.49	468.00	469.35	471.51	462.44	468.39	469.28	475.78
041-999	Industrial aggregate - Ensemble des industries	392.60	403.56	418.26	430.63	454.07	474.62	490.31	494.14	495.55	489.15	494.47	501.47	510.35
NEW BRUNSWICK NOUVEAU-BRUNSWICK														
041-051	Logging and forestry - Exploitation forestière et serv. forestiers	498.09	466.65	481.07	517.41	527.35	535.24	545.04	572.21	573.48	593.28	557.51	621.38	600.88

Annual Estimates of Employment, Earnings and Hours, 1986-1998, Statistics Canada
Estimations annuelles de l'Emploi, des gains et de la durée du travail, 1986-1998, Statistique Canada

Table 2

Estimates of Average Weekly Earnings (including overtime), for All Employees,
by Industry, Canada, Provinces and Territories.

Tableau 2

Estimations de la rémunération hebdomadaire moyenne (incl. temps suppl.), pour
l'ensemble des salariés, par industrie, Canada, provinces et territoires.

SIC 1980 CTI	Industry Industrie	DOLLARS												
		1986	1987	1988	1989	1990	1991	1992	1993	1994	1995	1996	1997	1998
NEW BRUNSWICK NOUVEAU-BRUNSWICK														
041	Logging - Exploitation forestière	\$524.79	\$470.31	\$484.04	\$521.20	\$535.09	\$533.02	\$543.14	\$575.87	\$579.15	\$613.13	\$577.24	\$639.51	\$610.58
061-092 Mining (incl. milling), quarrying and oil wells Mines (y compris broyage), carrières et puits de pétrole		659.00	662.27	681.04	722.99	722.65	726.72	731.94	767.67	772.50	748.94	778.30	847.33	860.68
101-399 Manufacturing - Industries manufacturières		446.09	463.25	481.10	519.75	538.11	561.42	570.19	589.62	613.40	635.53	633.97	662.68	667.72
	Non-durable goods - Biens non durables	449.68	465.37	478.08	517.81	533.70	561.70	565.97	593.83	609.41	641.91	658.44	689.35	669.59
	Durable goods - Biens durables	438.83	459.40	486.06	522.73	544.96	560.95	577.65	583.06	620.15	625.83	594.62	615.62	664.93
101-109	Food - Aliments	328.66	346.42	354.38	383.27	407.13	424.04	423.35	443.18	448.88	481.06	509.96	520.53	517.35
251-259	Wood - Bois	370.26	400.38	416.85	435.06	459.22	479.10	488.83	499.85	533.78	543.01	560.65	593.08	631.07
251	Sawmill, planing mill & shingle mill products - Scieries, ateliers de rabotage et usines de bardeaux	376.28	413.23	446.50	448.56	473.02	475.30	522.35	532.00	550.94	557.46	567.08	611.24	659.83
271-279	Paper & allied products - Papier et produits connexes	728.82	767.11	790.68	831.85	879.71	907.13	921.20	973.17	989.73	1,041.14	1,002.97	1,025.90	996.33
271	Pulp & paper - Pâtes et papiers	753.53	794.91	828.33	857.46	910.87	937.10	953.41	1,011.59	1,037.70	1,096.51	1,065.40	1,118.35	1,082.05
281-284	Printing, publishing & allied ind. - Imprimerie, édition et industries connexes	296.11	333.36	341.67	377.54	363.31	390.02	453.31	404.14	436.84	440.96	518.30	773.21	623.62
401-449 Construction - Construction		423.73	444.56	466.47	516.98	513.54	542.07	556.77	565.98	540.71	560.73	562.05	579.44	593.60
401-402	Bldg, developing & general contracting - Constructeurs, promoteurs et entrep. généraux	365.09	367.26	377.68	382.32	444.50	472.79	495.56	499.39	499.55	488.20	478.40	507.93	479.44
401	Residential building & development - Promotion et construction de bâtiments résidentiels	339.73	342.60	352.64	357.33	416.44	426.14	454.46	480.06	473.90	461.65	461.49	489.58	468.92
411-412	Industrial & heavy (engineering) construction - Constr. lourde et industrielle (génie)	500.30	534.64	571.99	644.14	666.39	647.40	615.76	626.26	596.02	615.19	657.73	688.79	832.55
421-429	Trade contracting - Entrepreneurs spécialisés	421.41	449.62	470.64	533.36	504.60	543.96	567.13	578.58	539.72	570.75	560.76	571.02	548.53
041-449 Goods producing industries - Branches 491-499 productrices de biens		469.24	480.84	498.43	539.53	552.93	577.13	589.34	608.28	617.02	638.13	629.05	665.86	669.62
451-499 Transportation, storage, comm. & other utilities - Transp., entreposage, comm. et autres services publics		507.51	518.68	538.45	569.01	597.30	662.83	656.51	667.03	671.36	678.90	667.47	692.97	663.60
451-479	Transportation & storage - Transport et entreposage	468.89	477.20	491.75	520.47	544.60	600.68	618.06	623.25	634.70	640.49	648.09	645.51	609.41
451-459	Transportation - Transport	470.89	479.33	493.51	522.03	546.85	603.30	621.41	627.71	639.25	646.10	652.09	647.01	609.73
481-499	Communication & other utilities - Communications et autres services publics	577.69	586.52	607.43	642.03	668.43	735.75	700.37	722.27	716.09	730.92	695.46	756.20	740.33
481-484	Communication - Communications	560.78	568.40	576.16	600.60	607.87	700.46	635.18	651.74	641.78	638.63	644.30	680.24	667.15
491-499	Other Utilities - Autres services publics	600.22	611.23	653.03	699.52	755.51	784.59	795.60	818.71	840.20	883.25	784.63	876.53	869.12
491	Electric power systems - Énergie électrique	642.87	652.34	698.95	741.68	782.49	805.42	822.49	872.90	873.37	921.15	812.50	931.49	916.82
501-692 Trade - Commerce		270.65	274.70	286.79	292.50	307.77	323.16	336.15	345.45	343.87	351.66	362.61	381.19	392.72
501-599	Wholesale Trade - Commerce de gros	386.61	392.50	412.70	423.12	434.57	469.34	492.14	481.82	503.86	504.63	521.64	541.03	557.86
601-692	Retail trade - Commerce de détail	229.86	232.07	239.13	244.11	258.71	267.03	275.58	292.32	291.24	295.92	303.13	316.99	323.38
601-603	Food, beverage and drug - Aliments, boissons et médicaments	223.24	229.06	226.07	216.42	237.31	259.84	262.41	269.82	265.85	265.28	267.53	287.15	275.62
601	Food stores - Magasins d'alimentation	198.37	204.79	200.84	195.34	210.22	231.54	236.86	245.15	249.56	243.24	241.78	263.75	247.78
631-639	Auto vehicles, parts & access., sales & serv. Véhicules autos, pièces & access., vente & serv.	287.07	286.70	297.69	318.16	325.88	365.82	363.69	408.09	385.28	396.90	418.32	440.37	451.72

Annual Estimates of Employment, Earnings and Hours, 1986-1998, Statistics Canada
Estimations annuelles de l'Emploi, des gains et de la durée du travail, 1986-1998, Statistique Canada

Table 2

Estimates of Average Weekly Earnings (including overtime), for All Employees,
by Industry, Canada, Provinces and Territories.

Tableau 2

Estimations de la rémunération hebdomadaire moyenne (incl. temps suppl.), pour
l'ensemble des salariés, par industrie, Canada, provinces et territoires.

SIC 1980 CTI	Industry Industrie	DOLLARS												
		1986	1987	1988	1989	1990	1991	1992	1993	1994	1995	1996	1997	1998
NEW BRUNSWICK NOUVEAU-BRUNSWICK														
641-641	General merchandise stores - Magasins de marchandises diverses	\$181.34	\$188.12	\$197.39	\$193.28	\$206.67	\$186.90	\$194.15	\$205.22	\$213.77	\$215.72	\$220.73	\$230.17	\$236.01
701-761	Finance, insurance & real estate - Finances, assur. & affaires immobilières	422.66	437.13	468.17	487.12	503.68	501.19	497.20	518.77	546.51	586.68	592.20	559.40	548.47
701-749	Finance & insurance - Intermédiaires financiers et assurances	437.94	455.73	487.57	509.63	510.52	505.87	521.12	533.80	548.62	579.73	600.34	570.15	551.53
701-709	Deposit accepting intermediaries - Intermédiaires financiers de dépôts	343.20	368.51	372.66	405.35	421.93	435.04	450.67	458.14	473.09	490.62	499.68	470.81	476.36
731-733	Insurance - Assurances	470.59	511.39	533.78	561.04	581.59	576.52	654.17	666.76	670.78	725.48	712.79	716.65	769.15
741-749	Other financial intermediaries - Autres intermédiaires financiers	1,131.36	1,365.46	1,196.10	1,406.20	1,145.23	968.44	1,189.40	820.08	980.50	1,313.85	1,542.77	1,583.13	1,191.42
751-759	Real estate operators (exc'l developers) - Services immobiliers (sauf lotisseurs)	346.47	314.40	336.92	365.56	388.71	388.42	383.97	423.85	462.11	430.36	445.31	387.29	403.79
761-761	Insurance & real estate agent - Agences d' assur. et agences immobilières	416.45	457.56	480.70	500.26	546.99	557.74	513.40	522.74	583.86	675.57	636.16	601.90	597.93
771-779	Comm., business & pers. services - Services socio-culturels, comm. et pers.	347.17	348.12	355.02	371.55	395.83	422.76	430.47	436.18	436.65	437.33	441.57	449.43	455.84
771-779	Business services - Services aux entreprises	371.21	342.22	351.64	374.01	412.40	461.60	457.78	462.02	476.60	489.04	506.02	514.62	501.71
851-859	Educational & related services - Services d'enseignement et services annexes	520.48	531.96	545.11	554.82	583.33	608.06	610.95	608.10	600.98	614.26	602.42	613.75	643.73
851	Elementary & secondary education - Enseignement élémentaire et secondaire	526.70	542.96	561.59	564.16	587.34	614.26	612.27	606.13	586.52	596.46	594.45	608.98	645.12
861-869	Health & social services - Services de soins de santé et services sociaux	353.93	367.52	378.29	400.88	418.63	439.06	447.78	459.11	474.64	475.66	476.14	476.24	477.37
861	Hospitals - Hôpitaux	389.53	402.34	428.50	441.97	459.85	504.56	510.77	528.13	541.14	541.08	549.99	559.61	580.35
911-922	Accommodation, food & beverage services - Hébergement et restauration	155.21	158.77	153.42	169.06	179.64	191.15	192.03	192.19	198.48	203.77	216.31	224.58	219.07
921-922	Food & beverage services - Services de la restauration	146.38	154.43	148.78	162.26	168.90	181.43	182.22	183.50	188.12	191.40	204.86	211.57	205.62
921	Food services - Services de restauration	147.80	155.96	150.67	163.83	170.36	183.03	184.03	185.63	189.91	192.90	206.06	214.58	208.05
961-999	Miscellaneous services - Services divers	275.61	252.10	247.98	261.99	278.22	307.12	324.48	339.47	333.59	342.93	331.26	328.01	318.67
812-837	Public administration - Administration publique	523.90	516.04	546.25	556.41	584.00	603.77	655.48	680.50	680.49	677.87	667.69	666.50	660.78
812-817	Federal administration (exc'l the military) - Administration fédérale (sauf la défense)	649.38	645.66	662.21	656.27	712.00	722.82	756.20	778.72	759.30	739.92	732.77	746.02	730.96
822-827	Provincial administration - Administration provinciale	456.29	438.48	477.03	480.12	480.80	523.75	599.41	614.52	622.34	638.64	668.21	674.88	694.45
832-837	Local administration - Administration locale	375.92	409.30	438.52	520.92	550.02	548.64	563.71	624.92	638.24	640.42	563.68	548.76	525.40
451-484	Service producing industries - Branches productrices de services	374.34	375.91	386.34	400.26	420.29	445.08	459.76	469.50	467.15	472.81	478.39	481.87	484.18
041-999	Industrial aggregate - Ensemble des industries	398.37	402.74	416.64	437.71	453.86	477.74	491.68	502.13	500.82	510.18	511.68	522.72	525.54
QUÉBEC														
041-051	Logging and forestry - Exploitation forestière et serv. forestiers	481.24	513.76	526.70	564.42	607.02	647.73	662.73	649.84	644.97	615.45	654.19	684.08	659.52

Annual Estimates of Employment, Earnings and Hours, 1986-1998, Statistics Canada
Estimations annuelles de l'Emploi, des gains et de la durée du travail, 1986-1998, Statistique Canada

Table 2

Estimates of Average Weekly Earnings (including overtime), for All Employees,
by Industry, Canada, Provinces and Territories.

Tableau 2

Estimations de la rémunération hebdomadaire moyenne (incl. temps suppl.), pour
l'ensemble des salariés, par industrie, Canada, provinces et territoires.

SIC 1980 CTI	Industry Industrie	DOLLARS												
		1986	1987	1988	1989	1990	1991	1992	1993	1994	1995	1996	1997	1998
QUÉBEC														
061-092	Mining (incl. milling), quarrying and oil wells Mines (y compris broyage), carrières et puits de pétrole	\$617.84	\$640.02	\$697.98	\$707.46	\$747.37	\$800.56	\$838.08	\$836.32	\$852.57	\$890.89	\$954.50	\$907.12	\$989.68
061-063	Mining - Mines	626.69	657.22	706.21	724.05	783.85	832.05	876.62	871.31	913.36	933.45	1,009.85	935.42	1,041.27
061	Metal mines - Mines de métaux	642.18	672.25	721.17	742.58	811.57	869.77	913.96	908.06	958.67	981.41	1,078.92	967.65	1,055.20
062	Non-metal mines (except coal) - Mines de minerais non métalliques (sauf le charbon)	580.29	613.62	657.52	667.84	697.35	727.42	779.65	783.46	801.36
091-092	Services incidental to mineral extraction - Industrie des services miniers	596.15	633.56	761.44	765.25	737.56	786.84	797.21	810.61	781.49	924.09	921.97	979.40	949.41
092	Services incidental to mining - Services relatifs à l'extraction minière	589.92	627.32	755.31	759.70	730.69	786.62	808.90	815.05	780.93
101-399	Manufacturing - Industries manufacturières	466.74	488.61	509.73	536.62	565.43	580.16	607.47	618.91	624.82	626.32	639.91	652.28	678.52
	Non-durable goods - Biens non durables	458.03	476.43	498.92	521.24	545.95	566.16	587.98	589.60	593.29	600.88	609.42	618.40	653.50
	Durable goods - Biens durables	477.83	503.75	522.36	554.30	589.12	597.17	629.00	654.01	661.22	653.42	672.48	687.78	703.94
101-109	Food - Aliments	440.18	458.91	473.59	497.72	513.15	525.74	526.76	540.36	532.88	552.37	557.44	579.01	636.05
107	Bakery products - Produits de boulangerie- pâtisserie	361.16	391.19	409.39	431.12	451.10	489.61	504.09	517.26	529.75	514.18	506.23	509.58	487.68
109	Other food products - Autres produits alimentaires	479.98	516.82	531.41	572.62	608.17	595.33	560.84	551.36	549.94	562.11	562.56	619.26	690.36
243-249	Clothing - Habillement	326.73	325.70	321.68	348.11	370.09	381.14	376.36	372.47	375.09	391.16	412.17	427.12	429.72
243	Men's & boys' clothing - Vêtements pour hommes et garçonnets	323.33	325.12	336.35	351.45	364.55	395.65	361.94	368.04	374.72	364.62	405.45	440.55	417.47
244	Women's clothing - Vêtements pour dames	332.98	334.21	313.45	355.90	375.01	378.00	381.89	385.16	382.73	407.64	420.94	433.08	432.53
245-249	Clothing n.e.c. - Habillement n.c.a.	324.17	319.40	320.08	340.70	370.47	374.01	385.02	365.63	369.63	403.34	410.05	409.63	437.92
251-259	Wood - Bois	398.53	417.92	428.94	454.84	480.82	502.17	523.53	514.27	524.08	549.14	575.50	577.09	579.37
251	Sawmill, planing mill & shingle mill products - Scieries, ateliers de rabotage et usines de bardeaux	492.60	524.33	536.65	586.33	576.72	556.47	544.16	551.89	557.84	606.47	617.24	620.15	625.86
254	Sash, doors & other millwork - Portes, châssis et autres bois travaillés	304.13	340.93	338.31	376.81	397.80	465.38	482.67	474.66	478.74	473.35	520.84	526.11	511.51
271-279	Paper & allied products - Papier et produits connexes	626.48	649.45	677.86	707.44	723.48	761.72	789.56	808.13	836.22	856.76	890.19	921.47	967.55
271	Pulp & paper - Pâtes et papiers	663.61	687.21	721.25	756.49	772.88	816.91	867.34	890.77	906.52	915.47	955.92	1,004.44	1,006.64
279	Other converted paper products - Autres produits en papier transformé	521.24	546.13	556.67	579.80	607.96	642.84	632.18	616.57	659.15	708.85
281-284	Printing, publishing & allied ind.- Imprimerie, édition et industries connexes	433.21	453.13	500.63	508.73	550.82	575.45	590.18	609.04	591.81	591.11	597.62	601.84	640.69
281	Commercial printing - Impression commerciale	405.54	440.85	491.39	500.11	548.73	567.12	581.26	608.05	570.74	566.72	580.79	574.72	606.18
291-299	Primary metals - Première transformation des métaux	622.66	650.06	665.96	709.54	756.21	786.39	822.24	851.70	859.87	867.39	908.32	936.26	952.65
295	Non-ferrous metal smelting & refining - Fonte et affinage des métaux non-ferreux	670.07	696.17	717.93	779.14	838.83	868.12	920.24	939.42	961.98	955.25	1,005.25	1,051.09	1,056.58
301-309	Fabricated metal products - Fabrication des produits métalliques	454.34	475.94	501.26	524.78	564.18	548.14	585.34	577.09	602.84	598.92	619.62	627.48	638.20
308	Machine shops - Ateliers d'usinage	458.24	467.67	517.98	597.34	639.30	539.64	537.50	522.10	542.12	562.63	582.45	569.66	579.07
321-329	Transportation equipment - Matériel de transport	577.24	596.04	615.62	644.69	677.73	715.83	737.78	775.00	790.93	782.49	799.17	823.91	877.23
321	Aircraft & aircraft parts - Aéronefs et pièces d'aéronefs	639.80	663.17	698.51	727.85	742.12	780.55	812.21	849.72	875.14	902.00	896.53	936.93	1,016.43
331-339	Electrical & electronic products - Produits électriques et électroniques	527.26	548.92	579.92	612.24	651.14	676.79	736.06	758.03	735.58	716.23	706.50	748.41	766.40
335	Communication & other electronic equip. - Équip. de comm. et autre matériel électronique	568.95	593.84	620.90	656.35	697.94	720.27	774.66	847.75	822.62	755.21	747.73	803.46	809.92
371-379	Chemical & chemical products - Produits chimiques	555.25	588.38	606.90	637.93	688.83	707.15	736.02	760.12	785.47	761.69	744.15	748.87	820.21

Annual Estimates of Employment, Earnings and Hours, 1986-1998, Statistics Canada
Estimations annuelles de l'Emploi, des gains et de la durée du travail, 1986-1998, Statistique Canada

Table 2

Estimates of Average Weekly Earnings (including overtime), for All Employees,
by Industry, Canada, Provinces and Territories.

Tableau 2

Estimations de la rémunération hebdomadaire moyenne (incl.temps suppl.), pour
l'ensemble des salariés, par industrie, Canada, provinces et territoires.

SIC	Industry	DOLLARS												
		1986	1987	1988	1989	1990	1991	1992	1993	1994	1995	1996	1997	1998
1980														
CTI	Industrie													
QUÉBEC														
374	Pharmaceuticals & medicine - Produits pharmaceutiques et médicaments	\$524.02	\$569.04	\$588.86	\$635.86	\$693.81	\$719.00	\$749.07	\$830.67	\$831.51	\$860.64	\$820.74	\$848.03	\$924.88
379	Other chemical products - Autres produits chimiques	564.48	589.27	585.53	602.75	656.43	689.55	762.11	745.15	709.77	712.20	722.74	737.93	813.07
391-399	Other manufacturing industries - Autres industries manufacturières	347.49	357.75	369.81	406.94	439.96	451.86	441.54	493.52	516.95	486.56	522.26	537.97	549.46
401-449	Construction - Construction	549.69	577.47	586.50	622.20	654.59	683.68	683.48	671.32	670.12	687.61	692.66	678.86	665.09
401-402	Bldg, developing & general contracting - Constructeurs, promoteurs et entrep. généraux	549.60	571.36	572.69	604.42	664.79	711.47	670.80	685.18	637.05	632.32	636.72	643.73	658.52
401	Residential building & development - Promotion et construction de bâtiments résidentiels	481.47	501.36	499.51	522.14	561.78	624.85	603.22	596.19	548.49	576.08	585.75	593.53	611.37
402	Non-residential building & development - Promotion & constr. de bâtiments non résidentiels	662.67	685.15	693.09	735.75	815.35	845.48	830.21	889.18	801.36	738.75	748.05	766.47	765.03
411-412	Industrial & heavy (engineering) construction - Constr. lourde et industrielle (génie)	568.91	640.83	650.22	726.70	708.79	764.02	742.93	741.83	775.07	777.30	791.99	835.10	957.65
412	Highway & heavy constr. - Constr. de routes et constr. lourde	560.44	624.88	626.88	701.46	674.52	665.48	715.13	725.16	731.97	706.76	745.53	822.60	921.01
421-429	Trade contracting - Entrepreneurs spécialisés	550.54	573.93	585.28	616.73	646.36	662.32	674.29	653.60	661.21	686.97	692.55	662.37	613.04
041-449	Goods producing industries - Branches productrices de biens	496.14	520.34	541.14	568.94	599.63	621.05	643.99	652.22	657.92	660.16	670.22	676.30	698.47
451-499	Transportation, storage, comm. & other utilities - Transp., entreposage, comm. et autres services publics	564.53	584.90	610.52	625.79	644.78	687.81	697.76	698.46	716.72	729.57	720.39	733.14	745.54
451-479	Transportation & storage - Transport et entreposage	525.41	539.24	575.97	582.38	602.27	632.41	631.49	625.77	647.54	657.69	656.72	679.63	688.60
451-459	Transportation - Transport	526.29	539.04	576.68	582.78	603.05	633.25	632.55	627.19	647.90	657.29	656.72	679.64	689.15
456	Truck transport - Camionnage	481.06	514.24	533.75	512.52	516.53	542.71	540.46	543.80	554.48	558.11	552.88	573.35	616.03
457	Public passenger transit systems - Transport en commun	485.22	472.14	508.17	527.00	565.25	553.02	540.15	525.64	572.14	588.16	586.90	656.99	637.38
458-459	Transportation n.e.c. - Transport n.c.a.	474.81	516.47	571.56	587.27	554.93	604.24	596.40	586.78	608.77	641.99	676.73	698.76	695.64
481-499	Communication & other utilities - Communications et autres services publics	613.04	645.60	656.65	683.51	699.51	754.86	776.06	788.50	797.29	811.34	796.86	800.33	816.72
481-484	Communication - Communications	566.24	585.09	581.50	628.50	637.44	669.22	693.85	685.65	703.00	731.00	715.78	721.74	700.82
481	Telecommunication broadcasting - Diffusion des télécommunications	554.86	605.87	636.04	671.72	699.89	744.82	777.73	813.70	821.00	880.96	..	844.41	794.24
482	Telecommunication carriers - Transmission des télécommunications	621.21	649.16	633.61	703.89	726.93	774.33	808.97	811.59	844.55	867.26	865.89	885.31	863.84
484	Postal & courier service - Services postaux et services de messagers	503.35	487.29	483.06	493.30	479.66	491.71	499.51	488.51	485.10	485.42	496.96	507.27	500.36
491-499	Other Utilities - Autres services publics	720.77	777.48	805.57	791.65	821.64	912.09	924.75	964.06	974.36	965.12	956.35	958.26	1,061.45
491	Electric power systems - Énergie électrique	762.69	828.19	872.72	852.33	861.39	967.41	977.56	1,029.67	1,036.85	1,035.58	1,025.99	1,027.16	1,162.98
501-692	Trade - Commerce	305.54	313.60	329.70	345.16	364.46	374.02	390.20	397.25	401.39	409.26	410.49	422.48	432.06
501-599	Wholesale Trade - Commerce de gros	432.97	441.19	454.40	478.85	505.39	517.16	559.05	563.62	551.61	555.36	563.45	591.32	600.57
521-524	Food, beverage, drug & tobacco - Produits alimentaires, boissons, médicaments et tabac	446.11	441.07	449.28	448.28	483.84	504.41	589.16	550.35	540.08	526.47	546.25	575.10	584.77
521	Food - Produits alimentaires	448.21	441.47	446.11	436.97	468.99	479.42	577.85	539.16	536.62	533.16	545.05	538.01	563.66
561-563	Metals, hardware, plumbing, heating & building materials - Métaux, quincaillerie, matér. de plomberie, de chauffage et de construction	441.83	452.95	459.83	516.36	517.10	509.94	518.96	520.97	506.87	519.50	535.38	564.20	576.38
563	Lumber & building materials - Bois et matériaux de construction	461.16	460.94	444.62	532.06	478.12	475.92	499.24	486.07	477.84	477.79	488.21	510.11	533.12

Table 2

Estimates of Average Weekly Earnings (including overtime), for All Employees,
by Industry, Canada, Provinces and Territories.

Tableau 2

Estimations de la rémunération hebdomadaire moyenne (incl. temps suppl.), pour
l'ensemble des salariés, par industrie, Canada, provinces et territoires.

SIC 1980 CTI	Industry Industrie	DOLLARS												
		1986	1987	1988	1989	1990	1991	1992	1993	1994	1995	1996	1997	1998
QUÉBEC														
571-579	Machinery, equipment & supplies - Machines, matériel et fournitures	\$469.95	\$495.51	\$504.45	\$516.32	\$559.88	\$555.59	\$623.90	\$619.31	\$602.55	\$622.83	\$627.24	\$650.35	\$656.47
573	Industrial machinery, equipment & supplies - Machines, matériel et fournitures industriels	465.54	503.53	543.31	555.18	605.12	579.10	589.27	657.97	589.85	619.88	621.03	661.85	662.89
574	Electrical & electronic mach. equip. & supplies - Machines, matér., fournir. électric. & électro.	625.45	652.58	636.12	665.15	667.88	671.47	670.12	685.42	679.71	666.19	682.63	702.93	715.22
579	Other machinery, equipment & supplies - Autres machines, matériel et fournitures	366.78	412.38	417.99	423.71	464.75	486.67	634.99	573.11	569.52	599.04	596.13	602.43	580.33
591-599	Other wholesale products - Autres produits divers, commerce de gros	408.60	415.33	429.64	425.56	452.35	501.08	523.62	536.98	525.65	533.43	516.33	527.82	532.52
601-692	Retail trade - Commerce de détail	260.69	268.07	283.64	293.31	308.68	315.67	316.76	320.93	331.97	337.05	334.69	337.30	345.52
601-603	Food, beverage and drug - Aliments, boissons et médicaments	261.16	265.42	271.53	269.53	283.12	283.37	281.01	285.80	299.45	297.79	288.64	292.97	297.00
601	Food stores - Magasins d'alimentation	257.91	259.30	266.10	261.09	275.40	269.95	262.47	271.52	287.44	281.29	277.48	283.93	283.76
603	Prescription drugs & patent medicine stores - Mag. de médicaments sur ordonnance & brevetés	217.42	237.43	243.24	246.68	274.43	294.24	302.65	298.09	309.42	322.09	292.76	290.72	308.97
611-615	Shoe, apparel, fabric & yarn - Chaussures, vêtements, tissus et filés	216.59	226.35	232.79	240.34	255.00	265.44	256.73	265.77	271.61	266.40	272.49	285.99	282.39
611	Shoe stores - Magasins de chaussures	218.47	232.34	258.97	259.87	273.91	289.43	274.63	261.69	266.37	279.92	279.13	290.96	309.64
613	Women's clothing stores - Magasins de vêtements pour dames	221.99	227.17	228.28	244.51	260.09	267.88	235.33	247.75	269.41	251.35	270.11	286.36	275.79
614	Clothing stores n.e.c. - Magasins de vêtements n.c.a.	173.38	177.61	176.28	191.41	214.82	240.83	239.27	260.50	258.61	259.39	259.79	277.33	272.70
621-623	Household furniture, appliances & furnishings - Meubles, appareils et accessoires de maison	271.20	295.18	332.78	333.29	362.92	373.32	372.16	345.63	366.88	364.85	366.33	383.68	391.71
621	Household furniture stores - Magasins de meubles de maison	273.52	306.89	325.45	327.78	370.81	393.42	390.81	431.98	412.26	410.62	409.21	429.68	437.69
622	Appliance, TV, radio & stereo stores - Magasins ménagers, tv, radio & appar. stéréo	254.01	261.96	335.26	326.70	368.10	367.28	377.40	308.29	343.43	352.85	351.44	371.52	380.78
623	Household furnishings stores - Magasins d'accessoires d'ameublement	286.80	313.29	345.09	354.70	338.72	340.12	340.85	303.38	337.42	316.82	323.68	337.02	336.22
631-639	Auto vehicles, parts & access., sales & serv. Véhicules autos, pièces & access., vente & serv.	295.86	307.84	337.53	377.87	395.10	405.55	410.66	430.70	450.95	470.17	471.92	473.29	488.86
631	Automobile dealers - Concessionnaires d'automobiles	377.92	389.42	434.38	463.94	494.74	527.07	565.47	571.04	581.59	605.77	584.78	583.61	611.52
633	Gasoline service stations - Stations-service	217.61	249.19	257.88	277.58	296.09	287.11	301.85	322.79	292.78	302.78	314.98	324.73	302.96
635	Motor vehicle repair shops - Ateliers de réparation d'automobiles	280.31	295.28	327.90	389.58	404.73	447.82	383.98	400.44	435.81	440.49	439.53	438.02	455.41
641-641	General merchandise stores - Magasins de marchandises diverses	228.09	230.84	238.88	248.75	271.61	268.99	280.78	285.59	297.03	291.44	296.36	294.46	298.90
651-692	Other retail n.e.c. - Autres commerces de détail n.c.a.	259.60	261.02	278.51	263.24	269.51	296.69	289.74	284.49	288.24	312.07	305.21	294.85	309.61
701-761	Finance, insurance & real estate - Finances, assur. & affaires immobilières	449.04	459.24	477.38	488.78	525.18	540.37	598.88	595.67	591.82	609.83	639.49	690.91	705.23
701-749	Finance & insurance - Intermédiaires financiers et assurances	465.61	470.65	489.16	505.54	544.83	573.52	630.54	634.10	628.81	648.08	676.26	731.71	744.03
701-709	Deposit accepting intermediaries - Intermédiaires financiers de dépôts	401.62	414.07	440.55	468.70	491.67	509.92	545.54	554.94	573.49	582.50	590.81	637.05	649.00
701-702	Banks - Banques	427.43	439.89	468.79	495.93	522.02	539.74	573.42	589.67	580.12	622.12	634.59	646.11	654.57
705	Credit unions - Caisses d'épargne et de crédit	355.03	365.73	388.22	416.11	434.61	455.74	485.85	492.78	539.40	517.02	525.18	596.91	600.57
721-729	Investment intermediaries - Intermédiaires d'investissement	589.69	541.27	539.66	503.68	571.50	666.56	826.34	808.95	699.19	784.16	811.15	771.80	683.81
731-733	Insurance - Assurances	474.43	487.33	520.11	553.63	603.73	617.51	598.55	624.27	627.33	639.80	664.11	756.44	836.80
751-759	Real estate operators (exc'l developers) - Services immobiliers (sauf lotisseurs)	308.31	358.62	394.64	391.10	407.71	403.14	444.07	450.00	437.59	433.71	464.42	546.73	599.51

Annual Estimates of Employment, Earnings and Hours, 1986-1998, Statistics Canada
Estimations annuelles de l'Emploi, des gains et de la durée du travail, 1986-1998, Statistique Canada

Table 2

Estimates of Average Weekly Earnings (including overtime), for All Employees,
by Industry, Canada, Provinces and Territories.

Tableau 2

Estimations de la rémunération hebdomadaire moyenne (incl. temps suppl.), pour
l'ensemble des salariés, par industrie, Canada, provinces et territoires.

SIC 1980 CTI	Industry Industrie	DOLLARS												
		1986	1987	1988	1989	1990	1991	1992	1993	1994	1995	1996	1997	1998
QUÉBEC														
761-761	Insurance & real estate agent - Agences d'assur. et agences immobilières	\$489.00	\$484.99	\$472.47	\$466.66	\$501.14	\$484.59	\$541.76	\$500.37	\$518.45	\$546.02	\$593.16	\$606.84	\$602.07
771-779	Comm., business & pers. services - Services socio-culturels, comm. et pers.	351.99	369.91	393.40	404.16	432.78	458.43	469.78	479.05	483.55	483.04	489.91	497.51	489.86
771-779	Business services - Services aux entreprises	371.41	397.38	438.25	484.18	528.87	539.47	561.24	555.21	575.57	588.58	600.94	610.04	595.44
775	Arch., eng. & other scientific & tech. serv. - Arch., ingénieurs et autres serv. scient. et tech.	473.77	481.29	517.53	570.43	632.40	654.50	717.73	733.22	767.91	798.65	793.71	762.22	727.40
779	Other business services - Autres services aux entreprises	353.65	395.79	411.75	412.46	460.41	443.37	444.22	418.51	465.17	492.19	479.40	502.51	479.06
851-859	Educational & related services - Services d'enseignement et services annexes	511.05	535.14	569.33	579.80	605.91	650.27	661.94	668.45	654.59	653.87	658.51	668.75	662.47
851	Elementary & secondary education - Enseignement élémentaire et secondaire	539.37	566.70	601.76	604.15	637.19	682.29	690.64	693.76	676.12	676.21	681.95	690.13	689.56
852	Post-second. non-university education - Enseignement postsecondaire non univers.	495.24	514.29	549.99	554.52	585.13	632.01	637.60	664.19	662.82	669.53	686.52	691.34	658.11
853	University education - Enseignement universitaire	453.62	478.24	515.08	545.60	569.96	608.15	621.33	638.01	618.24	616.35	623.05	634.55	627.72
861-869	Health & social services - Services de soins de santé et services sociaux	339.42	358.76	381.53	393.44	421.08	465.44	472.43	485.09	490.27	488.24	495.83	505.37	486.11
861	Hospitals - Hôpitaux	338.17	359.02	385.25	389.71	434.21	491.56	512.58	528.37	529.89	528.55	537.67	546.76	521.80
862	Other institutional health & social services - Autres établ. de soins de santé & serv. sociaux	313.57	321.43	339.04	347.13	366.35	411.25	431.03	427.40	435.53	444.18	451.73	472.14	458.76
911-922	Accommodation, food & beverage services - Hébergement et restauration	186.15	199.72	205.29	204.46	212.77	213.17	228.52	222.18	228.27	235.51	234.39	235.04	238.71
911	Hotels, motels & tourist courts - Hôtels, motels et camps pour touristes	253.78	275.99	254.77	255.47	273.74	275.44	278.33	289.11	307.59	306.40	306.25	305.23	284.43
921-922	Food & beverage services - Services de la restauration	168.58	175.39	185.19	182.75	189.58	193.21	201.97	198.07	209.91	220.20	220.00	221.40	227.00
921	Food services - Services de restauration	168.19	175.19	185.22	183.04	189.80	193.51	200.90	198.54	211.93	223.04	221.57	224.61	229.14
961-999	Miscellaneous services - Services divers	317.43	320.91	335.89	361.26	358.44	372.04	378.70	396.47	382.62	390.15	399.64	403.96	423.49
991-999	Other services - Autres services	344.03	372.70	382.69	386.81	336.14	370.81	378.79	401.11	381.70	389.22	394.24	396.82	411.18
990	Other services n.e.c. - Autres services n.c.a.	370.92	405.47	434.00	439.57	340.05	400.74	390.68	408.81	395.50	405.48	403.04	400.21	418.74
995	Services to buildings & dwellings - Serv. relatifs aux bâtiments et habitations	340.03	381.78	342.91	335.11	339.49	326.83	341.83	360.51	329.50	333.71	343.37	361.09	358.72
812-837	Public administration - Administration publique	550.59	584.48	598.82	628.93	692.02	693.03	709.46	727.38	725.54	722.23	710.49	715.09	717.11
812-817	Federal administration (exc'l the military) - Administration fédérale (sauf la défense)	596.77	635.63	651.13	691.14	753.88	758.04	796.76	816.71	822.41	843.22	827.76	826.20	828.87
822-827	Provincial administration - Administration provinciale	528.35	575.52	591.12	638.43	702.67	715.79	713.91	712.43	699.40	674.88	678.24	706.29	721.36
832-837	Local administration - Administration locale	533.10	552.50	565.95	569.60	633.59	622.09	639.75	672.11	676.69	680.39	655.93	649.05	641.10
451-484	Service producing industries - Branches productrices de services	384.67	399.48	419.83	433.70	461.21	482.87	502.21	508.01	511.91	514.38	517.26	528.18	527.87
041-999	Industrial aggregate - Ensemble des industries	414.42	431.87	452.41	469.80	496.31	516.32	535.49	542.42	546.81	549.64	554.35	564.98	571.68
ONTARIO														
041-051	Logging and forestry - Exploitation forestière et serv. forestiers	579.22	587.81	609.32	677.22	678.09	731.81	764.11	768.61	801.73	802.86	790.73	839.78	849.54

Annual Estimates of Employment, Earnings and Hours, 1986-1998, Statistics Canada
Estimations annuelles de l'Emploi, des gains et de la durée du travail, 1986-1998, Statistique Canada

Table 2

Estimates of Average Weekly Earnings (including overtime), for All Employees,
by Industry, Canada, Provinces and Territories.

Tableau 2

Estimations de la rémunération hebdomadaire moyenne (incl. temps suppl.), pour
l'ensemble des salariés, par industrie, Canada, provinces et territoires.

SIC	Industry	DOLLARS												
		1986	1987	1988	1989	1990	1991	1992	1993	1994	1995	1996	1997	1998
1980														
CTI	Industrie													
ONTARIO														
041	Logging - Exploitation forestière	\$617.43	\$626.39	\$654.66	\$717.51	\$721.49	\$751.28	\$803.21	\$797.41	\$856.36	\$835.34	\$861.61	\$849.30	\$863.00
051	Forestry services - Services forestiers	437.80	439.35	443.33	529.72	544.17	680.61	670.07	708.85	698.54	727.62	601.18	813.97	814.50
061-092 Mining (incl. milling), quarrying and oil wells Mines (y compris broyage), carrières et puits de pétrole		698.94	723.90	759.34	825.89	855.07	904.32	961.32	952.60	978.01	1,052.19	1,089.84	1,086.80	1,122.09
061-063	Mining - Mines	686.14	703.03	756.08	826.02	869.37	939.91	1,000.61	1,026.31	1,063.47	1,150.23	1,174.73	1,156.70	1,221.83
061	Metal mines - Mines de métaux	690.51	708.51	762.20	831.82	878.05	954.05	1,021.18	1,046.76	1,076.60	1,169.47	1,192.38	1,167.93	1,240.20
081-082	Quarries and sand pits - Carrières et sablières	488.32	512.07	536.12	557.10	594.11	671.48	714.13	646.67	678.51	761.81	792.87	828.99	873.29
091-092	Services incidental to mineral extraction - Industrie des services miniers	844.36	856.69	830.02	958.75	1,013.72	973.27	1,011.77	940.07	871.21	964.75	1,043.95	1,067.78	1,042.54
092	Services incidental to mining - Services relatifs à l'extraction minière	799.56	792.45	753.66	907.67	952.19	930.11	1,030.19	887.33	874.11	960.27	1,052.21	1,087.30	1,086.69
101-399 Manufacturing - Industries manufacturières		524.76	548.57	574.71	599.94	632.38	663.46	696.85	716.07	739.08	749.94	773.80	802.48	822.88
	Non-durable goods - Biens non durables	498.75	512.90	537.78	567.88	598.56	631.06	656.70	668.76	683.03	690.78	715.18	733.63	735.23
	Durable goods - Biens durables	542.29	572.78	599.10	621.02	655.27	685.78	723.87	749.66	776.20	788.07	810.69	845.77	877.21
101-109	Food - Aliments	469.71	481.91	506.47	527.97	565.84	595.30	614.90	643.63	641.68	643.37	675.75	664.38	663.54
101	Meat and poultry products - Viande & volaille	482.95	477.89	500.71	509.84	536.10	564.71	584.41	569.63	563.03	579.23	597.42	607.69	604.66
107	Bakery products - Produits de boulangerie- pâtisserie	428.04	423.68	455.93	490.52	531.00	531.70	520.02	550.17	572.57	591.08	606.06	584.61	623.15
161-169	Plastic products - Produits en matière plastique	456.39	466.86	504.89	526.81	553.08	593.35	591.92	588.60	614.41	606.78	652.46	645.27	641.67
243-249	Clothing - Habillement	327.23	310.50	331.12	350.77	369.84	392.63	407.81	403.27	422.38	440.96	473.88	483.69	491.28
251-259	Wood - Bois	420.81	443.51	463.33	481.59	503.75	527.75	552.08	571.84	573.68	571.63	622.51	645.82	661.73
261-269	Furniture & fixtures - Meubles et articles d'ameublement	435.00	456.67	460.11	507.08	526.23	541.00	568.37	573.34	591.37	597.29	629.35	644.66	648.16
271-279	Paper & allied products - Papier et produits connexes	590.28	606.77	637.67	664.45	693.31	768.48	796.20	803.65	819.35	840.94	845.82	865.42	903.94
271	Pulp & paper - Pâtes et papiers	662.74	684.74	717.34	755.76	785.51	858.80	915.95	934.92	949.09	982.78	979.17	984.42	1,004.10
273	Paper boxes & bags - Boîtes en carton et sacs en papier	518.73	546.41	568.19	592.72	614.46	679.81	662.41	735.24	742.73	753.71	779.90
281-284	Printing, publishing & allied ind.- Imprimerie, édition et industries connexes	508.98	530.15	543.89	589.37	597.37	609.68	655.34	657.79	657.88	662.33	687.48	716.30	697.36
281	Commercial printing - Impression commerciale	553.43	570.72	563.38	592.25	600.71	616.41	688.03	673.20	657.21	680.84	694.11	727.90	702.64
283	Publishing - Édition	464.01	461.31	527.76	591.43	564.74	545.48	577.71	573.84	620.24	621.47	668.00	708.88	726.56
284	Combined publishing & printing - Impression et édition combinées	506.73	538.74	545.88	603.65	624.69	655.67	675.52	669.85	701.74	699.89	735.97	715.85	667.50
291-299	Primary metals - Première transformation des métaux	634.29	676.61	708.17	738.85	768.00	791.08	847.95	882.45	899.44	911.76	933.39	956.83	948.31
291	Primary steel - Sidérurgie	676.68	721.24	745.72	772.18	794.52	826.08	867.95	905.68	935.82	945.73	959.60	987.07	972.79
301-309	Fabricated metal products - Fabrication des produits métalliques	498.47	546.83	556.38	584.39	610.98	645.52	655.13	660.91	677.06	703.40	742.68	782.79	812.58
304	Stamped, pressed & coated metal products Embout., matriçage et revêtement des métaux	451.75	493.03	501.06	537.88	576.95	596.27	650.00	623.80	643.64	665.09	715.47	725.69	744.40
306	Hardware, tools & cutlery - Articles de quincaillerie, d'outillage et coutellerie	553.31	646.06	626.44	656.21	696.37	715.21	734.95	737.16	703.32	705.97	792.67	869.27	886.36
311-319	Machinery (ex. elect. mach.) - Machinerie (sauf électrique)	520.79	578.91	600.29	623.17	662.56	677.92	729.12	713.94	765.03	779.27	829.35	874.23	909.63
319	Other machinery & equipment - Autres machineries et équipements	520.33	583.26	606.43	631.57	670.92	688.42	740.94	727.58	779.24	786.52	839.52	885.96	924.59
321-329	Transportation equipment - Matériel de transport	606.82	624.66	665.23	677.19	710.13	742.35	787.58	839.49	892.35	901.72	904.96	953.64	988.70
323	Motor vehicles - Véhicules automobiles	724.05	746.31	804.30	794.38	825.82	855.93	922.02	1,003.10	1,077.08	1,105.59	1,113.20	1,178.31	1,199.30
325	Motor vehicle parts & accessories - Pièces et accessoires pour véhicules automobiles	555.97	574.35	610.24	625.83	645.04	660.23	702.93	748.66	792.39	792.93	799.56	846.45	901.00

Annual Estimates of Employment, Earnings and Hours, 1986-1998, Statistics Canada
Estimations annuelles de l'emploi, des gains et de la durée du travail, 1986-1998, Statistique Canada

Table 2

Estimates of Average Weekly Earnings (including overtime), for All Employees,
by Industry, Canada, Provinces and Territories.

Tableau 2

Estimations de la rémunération hebdomadaire moyenne (incl.temps suppl.), pour
l'ensemble des salariés, par industrie, Canada, provinces et territoires.

SIC 1980 CTI	Industry Industrie	DOLLARS												
		1986	1987	1988	1989	1990	1991	1992	1993	1994	1995	1996	1997	1998
ONTARIO														
331-339	Electrical & electronic products - Produits électriques et électroniques	\$530.29	\$552.05	\$575.04	\$596.26	\$655.11	\$684.14	\$733.95	\$752.27	\$771.65	\$765.56	\$778.06	\$828.52	\$891.69
330	Electrical & electronic products n.e.c. - Produits électriques et électroniques n.c.a.	481.53	498.28	530.94	550.37	589.35	616.05	606.65	676.54	701.48	701.22	682.04	692.80	735.44
335	Communication & other electronic equip. - Équip. de comm. et autre matériel électronique	580.31	601.69	612.47	626.00	714.28	733.88	813.11	804.29	791.37	770.08	798.72	868.99	939.98
337	Electrical industrial equipment - Matériel électrique d'usage industriel	523.32	540.13	552.52	566.59	604.77	647.55	702.68	710.74	736.73	728.99	741.29	796.46	846.60
371-379	Chemical & chemical products - Produits chimiques	595.40	624.43	659.74	683.15	711.43	728.47	770.91	797.20	823.88	819.60	844.03	899.52	919.18
371	Industrial chemicals n.e.c. - Produits chimiques d'usage industriel n.c.a.	744.71	766.79	813.43	811.64	840.90	844.88	866.43	928.67	994.09	980.49	951.91	999.50	902.11
374	Pharmaceuticals & medicine - Produits pharmaceutiques et médicaments	563.60	593.46	630.95	652.86	672.73	672.85	777.92	783.77	815.59	823.06	871.64	962.41	977.76
379	Other chemical products - Autres produits chimiques	596.90	641.02	689.53	727.34	761.86	788.97	766.81	768.21	767.09	743.69	763.36	828.71	909.58
391-399	Other manufacturing industries - Autres industries manufacturières	466.98	491.20	522.17	551.43	587.01	613.99	634.75	647.72	665.00	667.46	690.72	731.88	789.11
401-449	Construction - Construction	528.50	561.76	596.55	624.42	660.84	677.98	680.67	689.10	704.06	722.33	732.31	767.12	735.68
401-402	Bldg, developing & general contracting - Constructeurs, promoteurs et entrep. généraux	471.33	521.71	553.59	582.21	624.26	637.67	636.80	625.01	644.39	646.14	680.44	717.53	708.26
401	Residential building & development - Promotion et construction de bâtiments résidentiels	441.67	490.99	517.75	544.58	581.58	563.46	544.57	570.60	582.35	572.87	607.74	650.54	657.56
402	Non-residential building & development - Promotion & constr. de bâtiments non résidentiels	543.59	589.14	633.46	666.78	725.06	803.87	821.78	757.67	793.58	830.18	859.54	895.96	847.36
411-412	Industrial & heavy (engineering) construction - Constr. lourde et industrielle (génie)	650.52	673.38	712.91	674.20	789.07	768.53	815.86	809.79	819.82	863.89	863.67	915.64	943.88
412	Highway & heavy constr. - Constr. de routes et constr. lourde	644.03	665.04	704.83	661.26	781.53	761.09	815.15	786.36	797.26	851.91	852.88	898.56	902.66
421-429	Trade contracting - Entrepreneurs spécialisés	506.93	539.48	579.72	625.81	653.22	679.24	667.17	686.92	700.32	725.64	727.93	755.73	706.66
041-449	Goods producing industries - Branches productrices de biens	536.33	561.82	590.25	617.79	653.37	684.87	714.82	731.08	750.90	763.99	784.64	814.50	828.08
451-499	Transportation, storage, comm. & other utilities - Transp., entreposage, comm. et autres services publics	547.59	570.65	587.41	618.90	637.85	687.32	708.10	719.82	719.97	740.91	750.13	777.32	794.31
451-479	Transportation & storage - Transport et entreposage	514.21	533.40	558.22	580.83	581.05	628.32	632.71	653.85	657.88	690.30	703.36	727.96	739.24
451-459	Transportation - Transport	512.03	531.26	558.29	586.70	579.26	627.27	631.33	654.11	658.97	690.72	702.09	726.54	739.80
456	Truck transport - Camionnage	509.82	515.50	552.11	573.45	572.06	590.07	597.15	615.21	622.14	642.41	666.29	677.98	717.42
457	Public passenger transit systems - Transport en commun	413.33	452.67	447.31	488.11	451.99	531.45	523.92	546.22	548.80	570.48	560.80	589.73	610.81
458-459	Transportation n.e.c. - Transport n.c.a.	487.15	503.36	519.96	527.98	541.43	593.39	605.41	629.59	662.08	678.13	673.82	731.28	720.73
481-499	Communication & other utilities - Communications et autres services publics	583.89	609.13	617.97	657.83	698.46	744.27	782.61	784.43	781.84	788.71	796.21	829.10	853.44
481-484	Communication - Communications	526.67	550.94	547.32	588.09	611.35	646.08	681.25	685.64	680.93	689.30	695.91	718.93	726.19
481	Telecommunication broadcasting - Diffusion des télécommunications	447.67	468.60	487.14	516.63	596.21	629.91	656.32	816.89	797.73	834.76	876.74	905.09	924.67
482	Telecommunication carriers - Transmission des télécommunications	668.96	686.30	665.67	734.44	757.06	789.43	825.99	805.84	800.10	810.79	831.11	869.32	885.91
484	Postal & courier service - Services postaux et services de messagers	434.77	458.51	468.11	473.75	472.88	499.09	533.27	531.30	536.21	536.67	538.62	549.80	555.21
491-499	Other Utilities - Autres services publics	697.01	724.52	755.89	798.10	860.76	918.62	963.37	965.36	968.14	991.58	995.39	1,046.82	1,115.79
491	Electric power systems - Énergie électrique	746.89	777.54	811.23	860.31	933.87	996.41	1,041.16	1,044.52	1,076.67	1,102.59	1,106.56	1,157.79	1,297.19

Annual Estimates of Employment, Earnings and Hours, 1986-1998, Statistics Canada
Estimations annuelles de l'emploi, des gains et de la durée du travail, 1986-1998, Statistique Canada

Table 2

Estimates of Average Weekly Earnings (including overtime), for All Employees,
by Industry, Canada, Provinces and Territories.

Tableau 2

Estimations de la rémunération hebdomadaire moyenne (incl.temps suppl.), pour
l'ensemble des salariés, par industrie, Canada, provinces et territoires.

SIC 1980 CTI	Industry Industrie	DOLLARS												
		1986	1987	1988	1989	1990	1991	1992	1993	1994	1995	1996	1997	1998
ONTARIO														
499	Other utilities n.e.c. - Autres services publics n.c.a.	\$584.92	\$602.86	\$633.44	\$656.94	\$692.91	\$707.99	\$715.26	\$753.90	\$712.92	\$740.57	\$748.06	\$802.42	\$757.52
501-692 Trade - Commerce		333.65	342.60	357.46	378.79	392.62	413.22	425.38	432.22	452.85	457.67	470.55	479.21	501.40
501-599	Wholesale Trade - Commerce de gros	480.66	501.93	522.04	553.75	575.79	601.60	618.25	637.01	667.35	684.75	687.75	689.94	715.33
521-524	Food, beverage, drug & tobacco - Produits alimentaires, boissons, médicaments et tabac	502.59	507.19	486.67	478.57	533.06	557.59	530.22	584.66	660.62	616.27	634.41	617.17	637.57
521	Food - Produits alimentaires	485.19	477.88	450.37	440.45	484.87	512.44	484.28	566.37	609.14	593.59	584.47	622.55	630.23
551-552	Motor vehicles, parts & accessories - Véhicules auto., pièces et accessoires	516.99	605.33	644.77	656.66	662.84	635.46	654.50	658.97	628.32	671.93	690.97	715.49	720.92
561-563	Metals, hardware, plumbing, heating & building materials - Métaux, quincaillerie, matér. de plomberie, de chauffage et de construction	406.08	442.17	441.33	485.75	504.06	546.05	577.04	561.17	587.43	611.72	634.69	621.14	649.25
561	Metal & metal products - Métaux et produits en métal	565.78	615.87	645.04	695.99	686.97	716.86	771.57	737.10	780.88	793.69	783.80	809.58	875.91
562	Hardware, plumbing, heating & air cond. equip supplies - Quincaillerie, mat. & fournitures de plomb. chauffage & climatisation	377.34	422.02	470.51	527.95	520.75	576.96	622.15	634.61	642.64	665.65	720.26	690.44	709.49
563	Lumber & building materials - Bois et matériaux de construction	390.43	420.05	390.75	437.79	469.23	500.36	520.97	491.42	497.69	512.17	536.12	522.24	539.65
571-579	Machinery, equipment & supplies - Machines, matériel et fournitures	529.68	535.59	594.44	648.16	658.29	685.84	715.99	738.82	753.02	781.47	768.74	780.39	806.33
574	Electrical & electronic mach. equip. & supplies - Machines, matér., fourn. électric. & électro.	599.19	589.08	615.78	712.45	776.87	831.39	805.85	842.45	838.79	854.30	827.00	834.37	851.39
579	Other machinery, equipment & supplies - Autres machines, matériel et fournitures	518.71	563.99	608.78	643.49	610.00	624.58	649.73	695.54	722.33	733.89	709.54	727.45	768.44
591-599	Other wholesale products - Autres produits divers, commerce de gros	401.58	397.95	402.95	405.47	462.49	514.42	563.10	574.76	617.83	654.41	645.10	659.57	694.28
601-692	Retail trade - Commerce de détail	260.48	264.65	277.51	291.59	308.66	321.12	327.09	337.27	350.61	346.05	356.72	360.78	378.49
601-603	Food, beverage and drug - Aliments, boissons et médicaments	243.74	245.66	263.72	265.88	273.52	294.13	296.94	304.13	323.80	316.39	315.08	317.84	331.27
601	Food stores - Magasins d'alimentation	234.79	236.51	254.95	256.26	261.44	278.62	270.71	282.22	297.77	291.21	286.15	286.79	304.52
603	Prescription drugs & patent medicine stores - Mag. de médicaments sur ordonnance & brevetés	211.22	218.45	236.62	245.21	259.77	290.11	331.68	329.10	367.26	363.82	364.96	372.19	375.92
611-615	Shoe, apparel, fabric & yarn - Chaussures, vêtements, tissus et filés	225.03	219.19	235.01	241.69	247.06	271.85	272.22	282.13	282.22	275.59	276.47	274.85	308.38
613	Women's clothing stores - Magasins de vêtements pour dames	205.34	211.92	218.13	227.24	242.24	268.01	265.64	258.76	242.70	242.63	259.91	255.69	299.64
614	Clothing stores n.e.c. - Magasins de vêtements n.c.a.	227.26	221.12	233.61	249.88	238.50	256.57	263.68	291.81	285.43	285.15	266.42	268.89	281.85
621-623	Household furniture, appliances & furnishings - Meubles, appareils et accessoires de maison	297.40	305.47	335.59	352.64	368.73	366.47	399.20	419.83	419.13	412.00	411.76	441.60	461.86
621	Household furniture stores - Magasins de meubles de maison	286.27	300.26	331.73	339.04	365.73	362.77	403.59	444.99	442.65	420.69	452.65	477.72	500.32
622	Appliance, TV, radio & stereo stores - Magasins ménagers, tv, radio & appar. stéréo	302.68	289.81	315.77	336.15	326.76	382.54	385.12	403.87	417.86	436.46	414.51	424.56	440.80
623	Household furnishings stores - Magasins d'accessoires d'ameublement	303.98	323.04	353.22	383.06	404.24	359.56	416.10	414.22	387.37	355.36	360.86	424.07	447.49
631-639	Auto vehicles, parts & access., sales & serv. - Véhicules autos, pièces & access., vente & serv.	316.38	328.76	342.08	383.08	411.02	440.43	433.39	445.34	469.53	462.42	504.12	513.37	552.76
631	Automobile dealers - Concessionnaires d'automobiles	371.39	380.19	401.07	435.78	500.69	547.37	562.65	583.84	613.54	581.68	682.97	695.42	751.27
633	Gasoline service stations - Stations-service	266.58	281.54	292.75	341.68	338.64	337.57	297.11	278.25	295.55	295.57	296.04	299.76	326.96
634	Automotive parts & accessories stores - Mag. de pièces et accessoires pour automobiles	266.09	284.95	293.63	322.38	358.23	363.57	324.29	326.19	368.46	359.49	361.37	386.77	407.32
635	Motor vehicle repair shops - Ateliers de réparation d'automobiles	355.19	363.18	401.37	431.33	463.03	492.18	470.31	486.86	507.80	503.94	519.32	497.21	520.12

Annual Estimates of Employment, Earnings and Hours, 1986-1998, Statistics Canada
Estimations annuelles de l'emploi, des gains et de la durée du travail, 1986-1998, Statistique Canada

Table 2

Estimates of Average Weekly Earnings (including overtime), for All Employees,
by Industry, Canada, Provinces and Territories.

Tableau 2

Estimations de la rémunération hebdomadaire moyenne (incl. temps suppl.), pour
l'ensemble des salariés, par industrie, Canada, provinces et territoires.

SIC 1980 CTI	Industry Industrie	DOLLARS												
		1986	1987	1988	1989	1990	1991	1992	1993	1994	1995	1996	1997	1998
ONTARIO														
641-641	General merchandise stores - Magasins de marchandises diverses	\$230.97	\$236.92	\$246.89	\$244.39	\$268.53	\$269.78	\$276.32	\$290.40	\$286.69	\$288.85	\$292.13	\$308.61	\$305.79
651-692	Other retail n.e.c. - Autres commerces de détail n.c.a.	240.72	243.07	250.94	270.03	281.65	292.30	302.80	303.75	322.45	325.92	339.14	325.48	328.47
701-761	Finance, insurance & real estate - Finances, assur. & affaires immobilières	464.78	511.21	559.84	610.73	585.58	615.27	639.86	689.04	702.81	724.75	775.92	815.20	822.53
701-749	Finance & insurance - Intermédiaires financiers et assurances	494.47	548.85	570.59	608.02	620.29	657.19	682.36	739.15	735.77	767.78	829.22	863.78	876.35
701-709	Deposit accepting intermediaries - Intermédiaires financiers de dépôts	435.36	458.46	490.33	514.96	544.17	576.36	604.56	628.07	641.21	663.60	710.34	730.70	752.34
701-702	Banks - Banques	458.97	476.28	509.05	541.27	570.11	602.18	628.73	649.65	661.17	684.09	733.41	744.08	761.71
711-712	Consumer & business financing intermediaries - Crédit à la consommation et aux entreprises	522.27	541.58	562.03	643.31	626.39	679.82	714.80	718.57	760.04	828.27	837.13	860.95	868.99
721-729	Investment intermediaries - Intermédiaires d'investissement	640.43	699.04	655.94	696.35	723.67	704.89	764.97	856.33	760.35	850.60	892.28	892.40	835.58
731-733	Insurance - Assurances	518.93	564.94	615.23	676.16	706.76	722.46	729.92	757.20	799.04	815.70	846.74	892.73	955.88
741-749	Other financial intermediaries - Autres intermédiaires financiers	544.69	729.02	740.74	828.41	791.45	1,074.32	1,056.96	1,360.83	1,167.08	1,175.32	1,421.50	1,547.01	1,444.91
751-759	Real estate operators (exc'l developers) - Services immobiliers (sauf lotisseurs)	494.49	485.03	495.33	469.87	449.86	412.32	469.08	428.89	522.53	513.14	528.09	601.05	580.65
761-761	Insurance & real estate agent - Agences d'assur. et agences immobilières	333.34	397.24	566.71	723.51	553.75	580.63	576.00	656.52	680.26	675.70	705.33	759.75	764.68
771-779	Comm., business & pers. services - Services socio-culturels, comm. et pers.	350.12	368.75	389.46	414.48	445.15	475.55	501.38	510.63	519.83	522.15	534.09	536.33	534.46
771-779	Business services - Services aux entreprises	383.13	418.15	457.35	502.93	547.82	572.91	616.35	625.61	636.66	644.93	691.12	724.25	730.14
775	Arch., eng. & other scientific & tech. serv. - Arch., ingénieurs et autres serv. scient. et tech.	587.03	606.64	642.18	695.55	749.59	795.32	832.69	858.00	857.76	860.40	913.40	936.91	919.49
779	Other business services - Autres services aux entreprises	303.75	363.58	386.57	405.83	416.99	424.00	479.84	492.89	493.05	499.20	574.22	617.08	619.90
851-859	Educational & related services - Services d'enseignement et services annexes	512.73	535.35	567.37	594.44	630.93	663.63	709.24	719.99	718.87	716.70	715.31	700.85	684.86
851	Elementary & secondary education - Enseignement élémentaire et secondaire	567.83	590.39	622.50	651.52	689.15	730.61	789.66	795.56	799.13	797.38	792.06	772.81	750.93
852	Post-second. non-university education - Enseignement postsecondaire non univers.	420.70	451.92	483.67	492.05	541.40	558.81	568.99	587.32	569.72	572.62	588.71	577.99	568.61
853	University education - Enseignement universitaire	444.75	475.29	503.40	531.88	565.59	587.12	617.58	621.67	619.92	617.32	603.78	606.50	585.07
854	Library services - Bibliothèques	303.12	314.54	325.38	342.17	374.83	368.31	403.11	414.43	452.30	454.03	445.86	419.41	427.30
855	Museums & archives - Musées et archives	402.15	414.29	434.63	458.95	506.40	467.52	546.45	587.37	571.69	591.05	559.71	549.40	592.25
859	Other educational services - Autres services d'enseignement	324.65	365.69	409.65	366.40	348.61	397.61	393.73	501.80	464.11	452.45	473.17	453.04	450.77
861-869	Health & social services - Services de soins de santé et services sociaux	367.70	385.23	404.56	433.37	455.73	486.24	510.29	524.94	533.08	529.69	535.55	545.58	553.49
861	Hospitals - Hôpitaux	437.61	468.42	483.87	513.16	543.65	584.58	610.68	633.14	638.07	652.77	657.44	680.40	683.41
862	Other institutional health & social services - Autres établ. de soins de santé & serv. sociaux	305.54	316.95	325.22	349.13	378.08	390.33	431.80	447.15	445.30	440.67	451.97	460.04	473.39
911-922	Accommodation, food & beverage services - Hébergement et restauration	172.00	188.68	193.88	194.66	207.21	212.03	216.00	221.05	233.70	239.29	237.39	233.99	225.39
911-914	Accommodation services - Services d'hébergement	212.99	244.84	239.25	235.91	265.41	277.06	284.96	290.81	311.94	326.51	316.29	315.47	311.38
921-922	Food & beverage services - Services de la restauration	160.84	173.30	180.72	182.46	191.41	195.01	199.10	204.97	216.18	220.93	219.06	215.36	207.62
921	Food services - Services de restauration	159.78	172.15	179.60	181.48	190.18	192.64	196.81	204.67	216.96	222.03	219.89	216.17	208.91
961-999	Miscellaneous services - Services divers	300.15	312.85	317.56	348.85	376.50	394.55	390.38	399.77	408.12	407.86	427.28	420.92	404.39

Annual Estimates of Employment, Earnings and Hours, 1986-1998, Statistics Canada
Estimations annuelles de l'emploi, des gains et de la durée du travail, 1986-1998, Statistique Canada

Table 2

Estimates of Average Weekly Earnings (including overtime), for All Employees,
by Industry, Canada, Provinces and Territories.

Tableau 2

Estimations de la rémunération hebdomadaire moyenne (incl.temps suppl.), pour
l'ensemble des salariés, par industrie, Canada, provinces et territoires.

SIC 1980 CTI	Industry Industrie	DOLLARS												
		1986	1987	1988	1989	1990	1991	1992	1993	1994	1995	1996	1997	1998
ONTARIO														
961-969	Amusement & recreational services - Services de divertissements et de loisirs	\$263.29	\$286.31	\$291.26	\$317.86	\$352.63	\$368.36	\$364.75	\$370.26	\$395.78	\$383.74	\$401.73	\$407.00	\$382.40
991-999	Other services - Autres services	327.39	322.76	337.69	343.33	377.66	411.90	388.99	392.16	415.95	429.13	439.49	424.91	411.13
990	Other services n.e.c. - Autres services n.c.a.	390.99	389.80	410.29	439.05	440.86	483.64	442.70	405.19	429.16	446.17	472.48	454.96	454.92
995	Services to buildings & dwellings - Serv. relatifs aux bâtiments et habitations	253.97	249.81	267.09	250.86	245.58	264.59	275.61	275.14	314.69	324.44	327.68	321.30	299.46
996	Travel services - Services de voyages	221.40	179.36	187.96	223.64	300.98	393.29	441.94	579.21	533.60	536.87	560.81	533.66	511.31
812-837 Public administration - Administration publique		557.31	588.48	611.42	655.71	715.58	728.92	766.99	792.36	804.01	799.05	780.87	780.88	775.22
812-817	Federal administration (exc'l the military) - Administration fédérale (sauf la défense)	610.31	649.18	668.24	709.68	759.00	767.54	804.95	835.67	843.80	840.53	827.26	826.13	827.26
822-827	Provincial administration - Administration provinciale	573.52	595.04	626.18	658.18	728.79	744.91	798.42	791.51	806.22	815.65	795.22	831.91	835.88
832-837	Local administration - Administration locale	471.32	502.79	527.47	585.71	652.26	669.13	697.19	739.29	752.22	737.67	718.57	702.81	681.25
451-484 Service producing industries - Branches 501-999 productrices de services		389.40	408.24	430.74	458.07	478.93	508.25	531.34	544.21	556.45	559.87	572.79	580.77	586.36
041-999 Industrial aggregate - Ensemble des industries		433.35	453.80	477.70	505.11	526.81	553.92	576.85	589.55	604.79	610.29	625.71	638.97	646.78
MANITOBA														
061-092 Mining (incl. milling), quarrying and oil wells Mines (y compris broyage), carrières et puits de pétrole		638.69	647.85	719.89	823.78	823.54	861.86	888.46	922.92	910.14	988.99	983.15	909.33	903.13
101-399 Manufacturing - Industries manufacturières		406.45	429.57	445.13	466.47	485.08	509.38	524.53	528.65	541.09	542.60	587.82	605.08	615.79
	Non-durable goods - Biens non durables	383.99	406.23	416.64	433.61	451.79	476.04	485.38	492.92	503.20	509.53	533.99	549.50	575.17
	Durable goods - Biens durables	432.27	455.94	477.22	501.45	519.32	545.20	563.97	564.56	576.38	572.65	631.26	649.06	647.94
101-109	Food - Aliments	426.70	450.42	454.59	471.01	480.14	486.75	500.25	503.41	507.63	521.35	530.86	557.23	593.15
243-249	Clothing - Habillement	237.15	255.01	260.34	273.71	278.88	298.22	302.00	314.96	321.77	325.34	356.32	361.93	413.05
244	Women's clothing - Vêtements pour dames	232.53	245.49	245.28	255.27	262.05	277.87	301.83	322.45	325.39	331.67	344.87	365.78	416.45
254	Sash, doors & other millwork - Portes, châssis et autres bois travaillés	314.91	340.59	350.74	369.33	390.02	423.50	410.28	420.07	453.97	427.69	436.07	448.20	464.25
281-284	Printing, publishing & allied ind. - Imprimerie, édition et industries connexes	399.67	409.41	420.87	430.35	453.00	504.86	503.53	533.32	546.28	548.66	577.87	603.59	614.13
281	Commercial printing - Impression commerciale	442.31	425.06	442.77	441.32	491.90	510.74	491.99	541.55	547.56	539.71	555.96	600.01	641.31
321-329	Transportation equipment - Matériel de transport	458.44	479.14	493.75	515.18	543.66	610.79	606.56	597.11	583.57	656.60	684.94	690.79	
321	Aircraft & aircraft parts - Aéronefs et pièces d'aéronefs	499.39	523.03	537.78	549.50	589.90	619.03	709.29	732.48	746.13	748.17	764.37	777.20	754.53
401-449 Construction - Construction		500.19	519.90	533.19	551.05	573.86	571.26	586.82	570.53	620.40	627.84	615.52	629.04	609.54
401-402	Bldg, developing & general contracting - Constructeurs, promoteurs et entrep. généraux	510.26	518.91	529.52	539.45	541.30	572.75	597.71	522.50	577.97	607.96	602.68	624.48	578.23
411-412	Industrial & heavy (engineering) construction - Constr. lourde et industrielle (génie)	591.84	619.09	619.21	620.74	737.65	638.30	608.89	658.69	676.72	650.50	754.44	774.57	767.09
421-429	Trade contracting - Entrepreneurs spécialisés	474.82	496.73	515.68	537.48	552.03	566.84	582.25	567.39	625.00	631.04	591.79	607.94	601.70
041-449 Goods producing industries - Branches 491-499 productrices de biens		448.99	471.38	489.60	515.60	537.74	559.68	578.18	579.61	596.53	602.06	628.72	643.34	644.06

Annual Estimates of Employment, Earnings and Hours, 1986-1998, Statistics Canada
Estimations annuelles de l'Emploi, des gains et de la durée du travail, 1986-1998, Statistique Canada

Table 2

Estimates of Average Weekly Earnings (including overtime), for All Employees,
by Industry, Canada, Provinces and Territories.

Tableau 2

Estimations de la rémunération hebdomadaire moyenne (incl. temps suppl.), pour
l'ensemble des salariés, par industrie, Canada, provinces et territoires.

SIC 1980 CTI	Industry Industrie	DOLLARS												
		1986	1987	1988	1989	1990	1991	1992	1993	1994	1995	1996	1997	1998
MANITOBA														
	451-499 Transportation, storage, comm. & other utilities - Transp., entreposage, comm. et autres services publics	\$555.16	\$570.59	\$598.30	\$629.33	\$652.19	\$656.66	\$668.89	\$666.07	\$670.88	\$688.58	\$698.18	\$716.33	\$707.33
	451-479 Transportation & storage - Transport et entreposage	552.76	573.99	607.48	638.36	652.48	659.79	676.60	666.04	667.49	680.90	692.28	716.41	711.27
	451-459 Transportation - Transport	555.09	576.43	609.74	639.72	654.05	660.31	678.39	662.04	661.04	676.05	686.39	709.83	700.45
	481-499 Communication & other utilities - Communications et autres services publics	559.22	565.34	583.98	614.91	651.74	652.16	658.22	666.12	676.06	700.51	707.53	716.19	700.93
	481-484 Communication - Communications	525.98	521.23	534.24	568.46	599.60	600.82	592.64	600.67	607.03	616.74	620.26	620.64	604.69
	482 Telecommunication carriers - Transmission des télécommunications	565.27	565.57	585.33	632.19	674.50	681.16	694.08	717.55	748.35	769.64	766.27
	491-499 Other Utilities - Autres services publics	620.52	648.52	677.15	700.76	746.90	749.08	787.67	786.67	801.97	848.80	855.34	871.05	856.13
	491 Electric power systems - Énergie électrique	650.67	676.11	705.65	730.82	785.82	766.32	799.40	801.52	827.05	877.75	890.90	910.94	899.20
	501-692 Trade - Commerce	309.11	316.97	315.45	328.73	339.49	346.69	348.42	356.26	373.61	388.86	400.57	413.18	443.56
	501-599 Wholesale Trade - Commerce de gros	387.19	396.60	416.55	439.27	470.76	484.09	488.49	505.77	523.86	532.92	554.05	574.98	632.56
	571-579 Machinery, equipment & supplies - Machines, matériel et fournitures	416.97	427.80	479.72	487.18	511.37	515.74	571.59	561.89	578.16	589.84	575.49	644.35	688.26
	601-692 Retail trade - Commerce de détail	267.10	274.42	266.41	275.12	276.97	280.53	282.07	289.80	307.94	319.20	326.42	332.55	342.28
	601-603 Food, beverage and drug - Aliments, boissons et médicaments	290.87	279.55	263.06	265.55	268.68	289.49	295.32	294.97	306.64	313.96	312.53	307.81	317.14
	601 Food stores - Magasins d'alimentation	301.22	277.86	260.60	257.99	261.42	283.47	287.10	287.57	304.28	303.20	299.39	295.78	300.55
	611-615 Shoe, apparel, fabric & yarn - Chaussures, vêtements, tissus et filés	215.65	204.45	195.90	203.83	222.93	210.00	195.46	219.01	232.55	227.18	220.07	222.93	221.05
	631-639 Auto vehicles, parts & access., sales & serv. Véhicules autos, pièces & access., vente & serv.	316.84	332.93	319.83	351.05	348.76	337.52	351.02	338.05	378.03	391.62	419.20	466.30	490.33
	641-641 General merchandise stores - Magasins de marchandises diverses	217.50	215.84	218.57	219.52	233.71	233.80	249.42	256.45	265.92	275.33	276.85	286.11	276.83
	651-692 Other retail n.e.c. - Autres commerces de détail n.c.a.	244.90	263.91	263.33	250.29	235.57	254.30	253.93	276.96	287.44	303.57	316.23	288.06	297.35
	701-761 Finance, insurance & real estate - Finances, assur. & affaires immobilières	420.08	445.41	452.30	463.70	475.06	503.40	509.90	531.69	553.28	536.28	568.88	605.52	689.72
	701-749 Finance & insurance - Intermédiaires financiers et assurances	438.41	458.79	472.59	484.07	506.51	531.98	548.31	562.79	584.90	568.14	601.27	652.25	760.12
	701-709 Deposit accepting intermediaries - Intermédiaires financiers de dépôts	373.53	384.60	403.49	421.34	439.08	460.54	471.91	477.78	493.71	498.83	526.42	588.09	760.50
	701-702 Banks - Banques	377.15	387.60	406.16	424.09	443.47	466.26	480.88	487.72	489.65	504.94	529.84	545.28	564.06
	721-729 Investment intermediaries - Intermédiaires d'investissement	566.85	571.30	583.80	568.95	592.70	605.40	524.46	573.61	541.95	496.57	532.49	599.71	667.71
	731-733 Insurance - Assurances	429.99	463.48	498.40	527.68	556.80	606.12	621.41	639.66	679.16	665.11	685.00	693.49	759.64
	751-759 Real estate operators (exc'l developers) - Services immobiliers (sauf lotisseurs)	250.96	238.45	242.52	285.28	277.57	352.26	280.98	375.55	371.09	358.02	389.31	430.93	444.92
	761-761 Insurance & real estate agent - Agences d'assur. et agences immobilières	441.09	516.79	484.06	482.67	464.63	497.06	487.65	449.45	524.52	496.26	552.17	528.28	558.33
	771-779 Comm., business & pers. services - Services 851-999 socio-culturels, comm. et pers.	334.71	341.90	355.98	377.20	392.97	411.06	423.50	426.59	429.71	429.83	435.17	438.00	449.34
	771-779 Business services - Services aux entreprises	370.50	381.40	391.68	407.85	442.21	463.96	477.42	480.49	505.81	508.30	515.04	548.91	590.46
	851-859 Educational & related services - Services d'enseignement et services annexes	483.59	497.52	524.46	541.92	550.22	591.26	598.62	603.60	603.89	610.42	616.31	621.75	615.51
	851 Elementary & secondary education - Enseignement élémentaire et secondaire	495.50	505.98	526.88	540.88	547.04	590.28	593.90	599.93	601.91	608.74	617.26	620.36	618.38

Table 2

Estimates of Average Weekly Earnings (including overtime), for All Employees,
by Industry, Canada, Provinces and Territories.

Tableau 2

Estimations de la rémunération hebdomadaire moyenne (incl. temps suppl.), pour
l'ensemble des salariés, par industrie, Canada, provinces et territoires.

SIC 1980 CTI	Industry Industrie	DOLLARS												
		1986	1987	1988	1989	1990	1991	1992	1993	1994	1995	1996	1997	1998
MANITOBA														
852	Post-second. non-university education - Enseignement postsecondaire non univers.	\$529.96	\$579.25	\$609.90	\$675.12	\$674.35	\$682.53	\$648.56	\$680.92	\$648.87	\$623.96	\$713.93	\$699.93	\$648.77
853	University education - Enseignement universitaire	474.18	491.57	540.35	554.84	564.92	617.97	647.69	642.36	635.25	646.69	617.08	638.19	619.59
861-869	Health & social services - Services de soins de santé et services sociaux	349.10	347.39	365.28	386.79	402.43	424.50	440.62	447.70	451.91	448.93	443.84	434.63	448.78
861	Hospitals - Hôpitaux	400.09	438.39	458.63	472.12	502.43	506.56	518.73	525.19	532.71	538.75	531.59	524.07	540.10
911-922	Accommodation, food & beverage services - Hébergement et restauration	152.35	160.60	158.46	156.86	162.48	166.75	171.44	173.25	185.07	181.54	196.95	193.35	192.79
921-922	Food & beverage services - Services de la restauration	128.66	134.76	130.45	132.58	146.64	154.72	158.09	157.94	166.76	167.41	182.81	179.26	175.72
921	Food services - Services de restauration	128.53	134.63	130.37	132.50	146.52	154.57	157.75	157.59	166.84	167.44	182.74	179.24	175.48
961-999	Miscellaneous services - Services divers	276.90	288.75	297.90	318.25	340.67	337.57	356.92	344.24	342.32	350.94	361.14	368.50	395.97
991-999	Other services - Autres services	316.39	308.06	321.82	313.89	340.01	331.18	345.50	336.55	342.79	353.46	358.79	368.70	377.17
990	Other services n.e.c. - Autres services n.c.a.	354.52	355.28	392.87	432.19	413.97	382.62	410.38	422.25	384.22	388.60	420.25	426.97	441.72
812-837	Public administration - Administration publique	545.68	577.34	596.94	629.52	666.39	672.67	699.88	718.35	731.59	748.80	727.90	707.40	730.65
812-817	Federal administration (exc'l the military) - Administration fédérale (sauf la défense)	554.60	587.28	599.88	633.34	678.68	679.16	714.86	737.30	743.35	761.77	758.94	749.29	755.95
822-827	Provincial administration - Administration provinciale	543.10	563.63	590.89	622.41	646.02	655.34	676.97	694.15	717.09	728.99	730.77	713.83	766.97
832-837	Local administration - Administration locale	535.78	583.70	601.61	634.02	677.23	686.92	708.98	721.87	732.56	756.06	688.68	660.61	675.54
451-484	Service producing industries - Branches 501-999 productrices de services	383.04	391.87	403.10	425.69	440.31	457.44	468.29	473.85	479.67	482.92	489.43	495.46	515.53
041-999	Industrial aggregate - Ensemble des industries	397.85	409.82	422.27	445.45	461.02	477.54	489.44	493.57	500.93	505.52	515.95	524.37	541.38
SASKATCHEWAN														
041-051	Logging and forestry - Exploitation forestière et serv. forestiers	518.21	523.43	483.84	504.38	502.07	521.39	513.45	511.22	580.55	505.85	536.70	568.14	586.21
061-092	Mining (incl. milling), quarrying and oil wells Mines (y compris broyage), carrières et puits de pétrole	634.41	642.05	679.57	690.85	732.63	781.42	826.85	803.65	840.88	852.88	898.13	990.12	1,035.10
062	Non-metal mines (except coal) - Mines de minerais non métalliques (sauf le charbon)	659.95	673.58	689.99	712.81	764.44	809.68	861.70	871.17	922.47	960.10	967.65	1,040.29	..
091-092	Services incidental to mineral extraction - Industrie des services miniers	603.50	562.25	574.89	573.19	610.18	663.44	698.11	684.62	746.57	715.52	747.84	849.77	884.04
101-399	Manufacturing - Industries manufacturières	468.46	488.03	512.19	516.31	549.56	588.39	591.20	594.44	605.28	592.84	646.44	656.20	663.87
	Non-durable goods - Biens non durables	489.43	512.23	545.56	547.38	563.43	594.16	595.30	614.46	635.87	614.73	674.95	689.81	704.28
	Durable goods - Biens durables	445.09	460.88	473.04	480.72	533.54	580.40	585.66	571.52	572.53	569.78	618.90	625.68	627.66
101-109	Food - Aliments	472.57	498.14	504.50	514.95	547.47	559.75	552.86	558.52	546.15	562.58	571.29	575.89	575.89
101	Meat and poultry products - Viande & volaille	441.46	476.13	494.63	500.91	527.59	536.69	517.12	535.39	541.92	521.68	543.44	530.66	538.74
251-259	Wood - Bois	409.69	425.76	446.70	436.96	493.14	517.37	546.99	566.44	591.20	590.10	629.55	643.85	702.89
281-284	Printing, publishing & allied ind. - Imprimerie, édition et industries connexes	402.05	415.04	433.20	408.77	465.55	487.48	475.63	491.51	501.56	493.17	530.36	542.76	519.92
284	Combined publishing & printing - Impression et édition combinées	508.97	507.81	491.53	481.46	516.70	543.06	487.99	495.06	501.79	500.18	519.32	535.82	407.73
311-319	Machinery (ex. elect. mach.) - Machinerie (sauf électrique)	423.54	429.81	434.51	418.25	465.84	483.29	502.92	494.30	504.86	531.65	579.42	584.42	573.09

Annual Estimates of Employment, Earnings and Hours, 1986-1998, Statistics Canada
Estimations annuelles de l'emploi, des gains et de la durée du travail, 1986-1998, Statistique Canada

Table 2

Estimates of Average Weekly Earnings (including overtime), for All Employees,
by Industry, Canada, Provinces and Territories.

Tableau 2

Estimations de la rémunération hebdomadaire moyenne (incl.temps suppl.), pour
l'ensemble des salariés, par industrie, Canada, provinces et territoires.

SIC 1980 CTI	Industry Industrie	DOLLARS												
		1986	1987	1988	1989	1990	1991	1992	1993	1994	1995	1996	1997	1998
SASKATCHEWAN														
311	Agricultural implements - Instruments aratoires	\$430.03	\$427.74	\$434.91	\$421.24	\$470.19	\$468.62	\$486.30	\$472.96	\$478.39	\$493.91	\$560.62	\$569.05	\$550.18
401-449 Construction - Construction		448.48	445.71	459.47	476.49	493.80	508.26	518.75	514.44	546.91	559.36	602.31	649.76	660.10
421-429	Trade contracting - Entrepreneurs spécialisés	414.82	410.53	429.57	443.36	455.39	477.22	492.59	497.14	509.13	524.25	564.98	591.57	616.86
041-449 Goods producing industries - Branches 491-499 productrices de biens		514.31	518.56	540.61	549.68	577.78	617.14	627.77	625.24	643.70	646.98	693.47	732.67	741.71
451-499 Transportation, storage, comm. & other utilities - Transp., entreposage, comm. et autres services publics		543.79	542.28	557.02	580.49	598.40	629.36	633.84	649.86	669.99	663.03	672.14	702.75	703.54
451-479	Transportation & storage - Transport et entreposage	512.56	509.25	529.55	546.50	561.87	593.17	614.29	632.00	651.75	629.69	640.06	663.71	674.65
481-499	Communication & other utilities - Communications et autres services publics	584.51	584.91	592.89	622.28	643.44	671.45	657.92	670.85	691.08	703.45	710.44	748.59	735.18
481-484	Communication - Communications	543.89	538.32	543.77	578.09	602.56	620.60	600.65	607.36	618.90	638.71	643.16	676.24	665.82
482	Telecommunication carriers - Transmission des télécommunications	604.31	593.02	609.57	641.41	661.23	687.19	713.03	755.25	762.79	771.19	791.56	826.18	796.41
491-499	Other Utilities - Autres services publics	675.24	691.67	720.80	734.48	737.62	791.27	777.96	802.06	828.37	826.15	837.43	912.76	907.49
501-692 Trade - Commerce		308.27	311.57	312.70	322.08	330.21	339.25	343.98	356.95	368.28	385.92	400.44	416.10	427.50
501-599	Wholesale Trade - Commerce de gros	396.71	409.28	415.14	440.11	453.30	475.17	465.72	490.04	521.10	543.09	559.28	579.31	609.91
601-692	Retail trade - Commerce de détail	265.46	267.92	268.79	270.64	279.90	287.16	293.67	298.77	305.30	311.16	324.33	341.88	348.20
601-603	Food, beverage and drug - Aliments, boissons et médicaments	272.02	283.25	268.68	255.79	267.17	276.47	284.40	284.20	290.53	305.47	309.67	325.15	332.27
601	Food stores - Magasins d'alimentation	261.84	269.59	255.54	237.66	248.03	257.80	264.06	270.68	275.12	284.22	293.75	305.95	317.54
611-615	Shoe, apparel, fabric & yarn - Chaussures, vêtements, tissus et filés	171.64	184.44	182.17	193.67	210.77	196.61	190.31	208.09	214.17	210.67	214.55	210.52	229.15
613	Women's clothing stores - Magasins de vêtements pour dames	146.42	164.35	152.28	160.91	189.77	174.70	191.30	186.35	205.83	206.81	200.73	194.25	232.31
631-639	Auto vehicles, parts & access., sales & serv. Véhicules autos, pièces & access., vente & serv.	317.29	308.16	312.87	329.56	337.68	358.36	355.51	364.63	384.43	391.76	429.56	469.77	450.94
641-641	General merchandise stores - Magasins de marchandises diverses	228.43	230.58	234.46	241.12	248.50	246.62	254.29	256.69	255.85	251.81	254.29	257.21	270.43
651-692	Other retail n.e.c. - Autres commerces de détail n.c.a.	257.07	259.65	258.56	258.22	257.44	245.74	268.39	279.80	289.40	301.97	294.52	285.14	314.55
701-761 Finance, insurance & real estate - Finances, assur. & affaires immobilières		387.57	396.73	416.89	432.07	447.25	470.89	497.49	515.32	554.69	556.99	586.38	624.88	655.49
701-749	Finance & insurance - Intermédiaires financiers et assurances	425.12	423.55	435.78	447.05	458.53	501.94	512.65	549.27	580.60	576.23	601.47	627.77	647.22
701-709	Deposit accepting intermediaries - Intermédiaires financiers de dépôts	402.72	398.52	406.51	420.37	430.71	477.41	488.84	492.03	505.31	511.15	530.33	557.98	561.51
701-702	Banks - Banques	412.37	422.33	435.65	443.64	452.29	478.47	486.68	493.32	495.96	500.20	512.40	523.39	...
731-733	Insurance - Assurances	382.86	425.10	456.97	459.02	474.35	526.31	560.33	596.48	627.63	636.86	663.73	661.00	709.37
751-759	Real estate operators (exc'l developers) - Services immobiliers (sauf lotisseurs)	275.08	314.15	315.21	334.57	388.77	386.73	480.74	409.14	470.60	495.48	530.26	573.40	584.60
761-761	Insurance & real estate agent - Agences d'assur. et agences immobilières	393.46	395.86	458.98	455.44	461.39	428.78	433.73	450.40	497.34	514.62	558.03	651.76	736.36
771-779 Comm., business & pers. services - Services 851-999 socio-culturels, comm. et pers.		337.29	343.61	346.59	350.06	370.55	396.75	404.64	402.58	407.42	405.89	418.06	427.56	440.49
771-779	Business services - Services aux entreprises	342.90	353.33	376.09	397.81	432.23	440.73	473.07	462.74	504.47	489.28	517.15	576.72	615.30

Annual Estimates of Employment, Earnings and Hours, 1986-1998, Statistics Canada
Estimations annuelles de l'Emploi, des gains et de la durée du travail, 1986-1998, Statistique Canada

Table 2

Estimates of Average Weekly Earnings (including overtime), for All Employees,
by Industry, Canada, Provinces and Territories.

Tableau 2

Estimations de la rémunération hebdomadaire moyenne (incl. temps suppl.), pour
l'ensemble des salariés, par industrie, Canada, provinces et territoires.

SIC 1980 CTI	Industry Industrie	DOLLARS												
		1986	1987	1988	1989	1990	1991	1992	1993	1994	1995	1996	1997	1998
SASKATCHEWAN														
851-859	Educational & related services - Services d'enseignement et services annexes	\$515.29	\$521.34	\$519.73	\$524.11	\$528.41	\$562.64	\$560.39	\$555.03	\$564.07	\$569.47	\$586.80	\$591.31	\$591.48
851	Elementary & secondary education - Enseignement élémentaire et secondaire	575.22	573.08	583.38	571.26	581.03	609.73	603.70	586.93	588.32	582.18	594.50	595.34	586.88
854	Library services - Bibliothèques	237.28	232.32	235.82	247.03	247.35	253.48	271.15	281.20	279.24	283.80	260.55	295.21	406.97
861-869	Health & social services - Services de soins de santé et services sociaux	354.02	364.04	361.57	392.00	399.95	409.77	411.49	420.61	418.69	419.13	427.70	435.76	447.26
861	Hospitals - Hôpitaux	418.32	419.69	410.71	463.51	463.95	465.62	480.75	485.04	480.39	469.34	462.84	476.44	497.21
911-922	Accommodation, food & beverage services - Hébergement et restauration	167.62	172.01	172.42	173.55	177.08	177.12	179.11	182.99	196.43	198.68	205.81	206.72	220.85
911-914	Accommodation services - Services d'hébergement	178.43	183.78	179.47	187.64	188.38	187.59	206.83	203.50	219.48	226.87	237.99	251.33	304.35
921-922	Food & beverage services - Services de la restauration	159.29	163.44	167.81	164.94	170.09	172.44	165.33	172.61	184.74	185.32	193.44	187.91	190.69
921	Food services - Services de restauration	156.87	161.04	165.08	162.41	167.34	168.34	165.74	173.38	183.75	184.84	193.81	187.82	191.45
961-999	Miscellaneous services - Services divers	216.02	236.48	241.61	198.03	246.58	288.89	311.72	304.29	318.20	322.79	342.11	362.23	366.54
993	Photographers - Photographes	90.55	87.76	127.18	82.23	133.61	201.04	200.85	322.62	315.26	333.84	334.89	458.10	400.46
812-837	Public administration - Administration publique	499.97	533.63	555.44	627.84	680.21	676.58	661.50	667.66	672.99	699.67	706.55	696.14	693.00
812-817	Federal administration (exc'l the military) - Administration fédérale (sauf la défense)	580.65	617.02	636.70	680.16	723.16	731.56	774.48	795.17	786.22	784.67	766.88	771.67	777.00
822-827	Provincial administration - Administration provinciale	486.80	520.11	555.47	677.02	726.27	710.57	661.12	640.23	659.02	713.89	771.73	734.64	711.07
832-837	Local administration - Administration locale	440.74	472.86	482.47	533.83	590.44	589.23	563.56	582.34	587.46	611.36	604.57	618.41	632.24
451-484	Service producing industries - Branches productrices de services	372.99	378.33	384.55	398.84	418.47	437.57	443.35	447.65	456.98	461.44	473.40	486.35	498.53
041-999	Industrial aggregate - Ensemble des industries	396.42	401.86	409.96	424.19	444.51	463.80	470.15	473.91	487.60	492.33	508.91	527.14	538.85
ALBERTA														
041-051	Logging and forestry - Exploitation forestière et serv. forestiers	448.96	506.15	503.12	569.97	582.00	584.35	648.77	627.70	686.70	692.48	795.22	768.66	831.85
061-092	Mining (incl. milling), quarrying and oil wells Mines (y compris broyage), carrières et puits de pétrole	758.46	762.98	799.86	851.26	906.46	950.33	961.19	1,011.07	1,001.34	1,025.67	1,085.42	1,117.92	1,168.31
071-071	Crude petroleum & natural gas - Pétrole brut et gaz naturel	866.85	888.59	937.64	1,006.41	1,067.19	1,127.51	1,112.29	1,166.48	1,179.85	1,220.46	1,264.89	1,272.92	1,314.05
091-092	Services incidental to mineral extraction - Industrie des services miniers	629.63	604.87	620.92	624.26	673.47	707.49	729.06	842.42	838.11	805.60	878.79	963.64	1,017.23
091	Services incid. to crude petroleum & nat. gas - Services relat. au pétrole brut et au gaz nat.	630.61	609.04	622.96	625.13	679.26	713.66	742.68	844.70	846.17	810.17	873.11	965.81	1,017.99
101-399	Manufacturing - Industries manufacturières	506.53	505.24	528.84	546.81	571.78	616.74	656.16	668.40	672.17	685.25	708.73	727.61	746.72
	Non-durable goods - Biens non durables	505.50	507.75	535.38	548.73	573.98	612.77	654.64	684.70	681.94	681.64	699.61	717.89	737.20
	Durable goods - Biens durables	507.40	503.18	523.69	545.28	570.04	620.43	657.62	652.72	663.30	688.61	716.09	734.66	753.30
101-109	Food - Aliments	473.94	476.96	481.88	471.12	478.72	494.21	514.61	538.40	541.96	528.21	534.65	553.77	583.72
251-259	Wood - Bois	480.92	462.68	493.41	512.02	549.78	572.25	617.81	607.72	657.06	677.27	697.73	704.60	708.76
251	Sawmill, planing mill & shingle mill products - Scieries, ateliers de rabotage et usines de bardeaux	563.41	577.46	603.65	619.10	646.10	660.36	704.17	685.80	749.23	783.08	793.14	794.39	877.35

Annual Estimates of Employment, Earnings and Hours, 1986-1998, Statistics Canada
Estimations annuelles de l'Emploi, des gains et de la durée du travail, 1986-1998, Statistique Canada

Table 2

Estimates of Average Weekly Earnings (including overtime), for All Employees,
by Industry, Canada, Provinces and Territories.

Tableau 2

Estimations de la rémunération hebdomadaire moyenne (incl.temps suppl.), pour
l'ensemble des salariés, par industrie, Canada, provinces et territoires.

SIC 1980 CTI	Industry Industrie	DOLLARS												
		1986	1987	1988	1989	1990	1991	1992	1993	1994	1995	1996	1997	1998
ALBERTA														
281-284	Printing, publishing & allied ind.- Imprimerie, édition et industries connexes	\$392.24	\$384.48	\$423.98	\$440.16	\$486.25	\$497.82	\$536.90	\$561.76	\$557.40	\$590.13	\$616.78	\$643.97	\$652.22
311-319	Machinery (ex. elect. mach.) - Machinerie (sauf électrique)	587.32	589.64	582.00	600.76	646.67	677.78	664.12	673.15	717.82	756.68	772.78	813.84	804.97
319	Other machinery & equipment - Autres machineries et équipements	635.33	626.57	620.26	639.49	687.72	694.99	687.79	693.54	723.60	766.60	791.53	833.89	809.48
371-379	Chemical & chemical products - Produits chimiques	696.92	711.16	740.19	778.20	831.29	909.03	978.52	964.93	986.40	1,008.19	1,076.55	1,111.87	1,060.07
371	Industrial chemicals n.e.c. - Produits chimiques d'usage industriel n.c.a.	762.11	809.83	845.46	833.73	915.49	1,003.29	1,076.57	1,097.60	1,132.29	1,138.91	1,224.12	1,242.08	1,223.94
401-449 Construction - Construction		496.50	497.29	529.18	569.13	626.13	599.27	600.70	620.90	619.51	614.91	689.18	719.42	704.46
401-402	Bldg, developing & general contracting - Constructeurs, promoteurs et entrep. généraux	460.29	487.93	507.13	547.31	638.74	600.00	550.14	570.97	603.31	574.51	625.54	718.49	682.87
401	Residential building & development - Promotion et construction de bâtiments résidentiels	367.82	399.40	426.32	454.47	520.55	490.87	517.37	527.66	531.18	565.34	550.42	581.41	549.59
411-412	Industrial & heavy (engineering) construction - Constr. lourde et industrielle (génie)	583.56	579.35	635.82	705.81	772.91	748.75	798.87	816.04	779.15	785.89	858.63	906.08	917.31
411	Industrial const. (other than buildings) - Constr. industrielle (autre que bâtiment)	612.90	587.36	692.86	768.94	831.06	750.31	849.44	903.01	822.95	792.14	837.16	871.41	917.77
421-429	Trade contracting - Entrepreneurs spécialisés	481.89	473.69	498.82	529.18	569.58	548.52	562.99	578.66	561.57	567.82	625.53	643.00	631.33
041-449 Goods producing industries - Branches productrices de biens		590.87	590.85	619.80	650.06	688.52	723.31	737.17	756.51	765.80	767.82	808.65	832.68	848.54
451-499 Transportation, storage, comm. & other utilities - Transp., entreposage, comm. et autres services publics		560.37	563.81	585.83	609.03	633.16	678.36	702.35	705.32	710.72	722.23	741.42	751.60	761.65
451-479	Transportation & storage - Transport et entreposage	531.34	532.45	558.12	575.33	604.96	642.68	668.32	677.04	691.21	698.86	724.21	745.42	764.49
451-459	Transportation - Transport	517.33	513.70	537.00	551.91	579.37	609.63	634.25	644.13	658.10	664.58	685.25	707.31	728.32
456	Truck transport - Camionnage	419.67	434.13	471.00	495.61	523.71	524.84	576.05	587.87	592.99	596.92	627.55	659.95	685.53
481-499	Communication & other utilities - Communications et autres services publics	604.03	607.47	624.70	656.48	676.16	727.80	749.50	746.83	737.54	755.65	768.31	761.80	756.95
481-484	Communication - Communications	584.55	581.96	596.86	629.93	646.01	699.86	709.37	689.65	681.42	706.89	724.85	710.41	702.07
482	Telecommunication carriers - Transmission des télécommunications	640.93	658.28	680.25	697.62	725.37	806.02	828.41	844.43	842.39	875.47	894.17
491-499	Other Utilities - Autres services publics	646.35	662.79	683.19	709.91	733.42	777.67	820.26	844.30	837.40	847.98	859.32	863.12	868.21
491	Electric power systems - Énergie électrique	696.03	717.72	741.18	773.97	802.79	847.77	898.24	922.93	928.74	952.38	976.04	967.38	964.17
501-692 Trade - Commerce		331.10	338.27	354.87	370.50	378.09	400.08	387.42	400.83	405.67	418.07	431.36	456.91	470.57
501-599	Wholesale Trade - Commerce de gros	458.45	465.71	486.75	519.74	539.11	549.17	563.11	574.87	590.04	622.30	626.63	649.93	673.81
571-579	Machinery, equipment & supplies - Machines, matériel et fournitures	513.45	522.22	544.48	580.76	608.90	633.24	637.16	668.03	688.94	702.69	723.01	720.70	737.11
601-692	Retail trade - Commerce de détail	281.14	285.29	298.58	308.43	309.91	329.07	307.95	320.94	319.91	321.74	337.02	357.51	363.44
601-603	Food, beverage and drug - Aliments, boissons et médicaments	269.67	281.85	293.54	306.17	313.23	323.56	318.14	305.48	288.01	284.51	295.35	300.08	301.68
601	Food stores - Magasins d'alimentation	292.47	306.94	322.85	341.38	329.04	322.81	306.47	287.06	278.36	279.79	290.02	291.52	291.17
611-615	Shoe, apparel, fabric & yarn - Chaussures, vêtements, tissus et filés	233.39	224.84	216.86	211.12	217.85	209.36	213.81	225.41	240.55	241.43	234.26	239.19	246.56
631-639	Auto vehicles, parts & access., sales & serv. - Véhicules autos, pièces & access., vente & serv.	384.95	368.87	385.55	384.89	386.62	430.04	384.78	419.28	425.92	437.37	467.42	530.01	527.32
641-641	General merchandise stores - Magasins de marchandises diverses	220.01	226.84	233.37	233.96	247.40	259.00	273.11	283.21	265.44	261.83	263.42	269.74	285.67

Annual Estimates of Employment, Earnings and Hours, 1986-1998, Statistics Canada
Estimations annuelles de l'Emploi, des gains et de la durée du travail, 1986-1998, Statistique Canada

Table 2

Estimates of Average Weekly Earnings (including overtime), for All Employees,
by Industry, Canada, Provinces and Territories.

Tableau 2

Estimations de la rémunération hebdomadaire moyenne (incl. temps suppl.), pour
l'ensemble des salariés, par industrie, Canada, provinces et territoires.

SIC 1980 CTI	Industry Industrie	DOLLARS												
		1986	1987	1988	1989	1990	1991	1992	1993	1994	1995	1996	1997	1998
ALBERTA														
651-692	Other retail n.e.c. - Autres commerces de détail n.c.a.	\$231.20	\$251.92	\$259.58	\$284.67	\$274.78	\$272.28	\$253.89	\$283.70	\$289.27	\$291.49	\$315.78	\$311.25	\$323.77
701-761	Finance, insurance & real estate - Finances, assur. & affaires immobilières	434.77	467.06	462.85	479.20	498.94	520.53	566.15	584.15	579.80	597.07	646.67	682.63	731.75
701-749	Finance & insurance - Intermédiaires financiers et assurances	465.53	482.72	474.25	497.16	529.17	551.02	585.51	624.73	610.77	616.98	689.20	726.07	782.90
701-709	Deposit accepting intermediaries - Intermédiaires financiers de dépôts	448.71	446.33	456.65	474.23	491.07	504.94	509.10	510.49	521.80	540.76	564.00	584.55	622.62
701-702	Banks - Banques	451.59	449.83	462.08	480.03	496.81	507.44	511.95	517.19	526.87	548.20	569.22	582.45	604.26
721-729	Investment intermediaries - Intermédiaires d'investissement	457.48	479.74	420.66	431.33	498.93	515.36	590.09	616.55	582.22	580.48	666.48	683.23	749.25
731-733	Insurance - Assurances	501.82	535.42	576.87	581.13	610.03	655.95	660.81	683.79	701.63	744.44	759.71	769.99	835.33
751-759	Real estate operators (exc'l developers) - Services immobiliers (sauf lotisseurs)	310.15	374.60	359.68	357.54	364.54	392.92	414.19	409.98	444.53	454.94	490.15	504.95	486.05
761-761	Insurance & real estate agent - Agences d'assur. et agences immobilières	371.28	476.22	524.98	526.70	494.45	486.28	591.26	560.50	580.32	670.56	652.70	673.80	754.73
771-779	Comm., business & pers. services - Services socio-culturels, comm. et pers.	349.77	355.60	362.16	379.74	394.58	419.83	448.38	453.63	452.77	444.22	467.08	486.89	498.30
771-779	Business services - Services aux entreprises	421.01	404.64	424.08	473.85	529.52	572.18	581.93	576.13	598.96	605.56	670.56	736.69	762.88
851-859	Educational & related services - Services d'enseignement et services annexes	500.01	508.68	521.08	539.73	565.41	586.86	617.96	635.94	624.93	607.41	614.72	615.61	610.73
851	Elementary & secondary education - Enseignement élémentaire et secondaire	523.42	537.64	549.71	565.93	591.17	604.87	639.54	658.15	645.52	621.92	635.10	636.10	624.51
852	Post-second. non-university education - Enseignement postsecondaire non univers.	468.54	463.09	478.40	478.42	493.34	515.58	558.78	575.71	556.07	555.01	548.50	549.21	547.62
853	University education - Enseignement universitaire	495.54	497.54	513.00	555.02	597.96	622.81	638.91	658.38	657.35	651.02	645.61	654.11	682.71
854	Library services - Bibliothèques	284.14	300.80	295.99	304.16	317.01	331.70	363.15	339.86	355.04	333.90	371.40	352.50	250.62
861-869	Health & social services - Services de soins de santé et services sociaux	397.80	402.20	411.20	410.83	419.56	438.71	480.25	488.93	487.72	466.99	485.47	494.60	494.01
861	Hospitals - Hôpitaux	433.30	442.72	458.80	470.08	470.08	490.56	535.70	557.24	548.88	540.88	548.96	550.84	556.87
911-922	Accommodation, food & beverage services - Hébergement et restauration	168.14	167.37	167.77	185.45	190.24	206.40	211.60	209.35	215.62	219.96	227.65	222.04	224.74
911-914	Accommodation services - Services d'hébergement	209.54	211.48	208.78	209.28	216.67	240.46	255.64	253.07	263.94	284.74	299.24	295.16	268.74
911	Hotels, motels & tourist courts - Hôtels, motels et camps pour touristes	209.21	211.96	209.11	208.01	215.70	237.89	252.72	252.70	263.70	284.67	299.34	294.91	265.49
921-922	Food & beverage services - Services de la restauration	143.99	141.54	143.45	170.76	173.00	183.67	185.32	188.48	194.43	194.09	198.89	196.54	209.58
921	Food services - Services de restauration	144.58	142.14	144.07	171.49	173.84	183.27	185.62	189.00	194.21	193.76	198.44	197.06	211.91
961-999	Miscellaneous services - Services divers	260.45	281.72	288.97	303.08	301.06	298.92	325.73	335.69	347.12	354.63	366.89	392.49	409.65
991-999	Other services - Autres services	288.33	310.45	306.77	327.77	326.19	297.04	332.14	345.35	396.30	397.25	399.72	437.80	498.38
990	Other services n.e.c. - Autres services n.c.a.	284.98	309.67	316.48	343.78	339.89	317.97	350.87	408.16	485.01	461.25	467.50	517.42	583.89
812-837	Public administration - Administration publique	524.75	540.74	564.13	629.76	675.00	693.68	684.70	701.91	701.78	700.91	704.30	710.48	711.91
812-817	Federal administration (exc'l the military) - Administration fédérale (sauf la défense)	563.84	602.55	625.07	662.29	711.36	713.07	757.73	778.94	768.45	753.12	747.07	772.34	777.39
822-827	Provincial administration - Administration provinciale	495.58	496.23	537.66	636.75	674.68	710.49	668.90	669.74	668.60	656.96	679.81	682.60	698.94
832-837	Local administration - Administration locale	536.03	554.43	555.45	595.60	649.43	654.44	653.19	686.52	695.37	717.59	702.36	700.91	688.14

Annual Estimates of Employment, Earnings and Hours, 1986-1998, Statistics Canada
Estimations annuelles de l'Emploi, des gains et de la durée du travail, 1986-1998, Statistique Canada

Table 2

Estimates of Average Weekly Earnings (including overtime), for All Employees,
by Industry, Canada, Provinces and Territories.

Tableau 2

Estimations de la rémunération hebdomadaire moyenne (incl. temps suppl.), pour
l'ensemble des salariés, par industrie, Canada, provinces et territoires.

SIC 1980 CTI	Industry Industrie	DOLLARS												
		1986	1987	1988	1989	1990	1991	1992	1993	1994	1995	1996	1997	1998
ALBERTA														
	451-484 Service producing industries - Branches 501-999 productrices de services	\$389.71	\$396.33	\$407.11	\$428.44	\$446.29	\$471.15	\$487.82	\$495.01	\$492.56	\$492.94	\$512.20	\$531.57	\$543.70
	041-999 Industrial aggregate - Ensemble des industries	437.14	442.05	457.48	480.06	502.97	529.46	543.77	552.87	553.75	554.00	577.65	600.47	615.01
BRITISH COLUMBIA COLOMBIE-BRITANNIQUE														
	041-051 Logging and forestry - Exploitation forestière et serv. forestiers	607.88	653.88	675.23	706.29	716.49	748.30	753.13	789.51	820.83	846.84	894.48	920.35	878.69
041	Logging - Exploitation forestière	636.26	690.33	728.49	772.28	777.79	784.71	797.12	834.63	872.53	904.67	924.99	955.11	924.22
	061-092 Mining (incl. milling), quarrying and oil wells Mines (y compris broyage), carrières et puits de pétrole	743.94	748.92	823.46	840.55	874.48	884.03	965.21	969.28	973.35	1,000.85	1,029.96	1,050.15	1,119.26
061-063	Mining - Mines	756.48	754.47	846.47	861.34	895.96	925.36	981.94	997.90	1,005.35	1,025.18	1,053.31	1,060.42	1,139.54
061	Metal mines - Mines de métaux	714.66	725.41	839.24	851.12	877.20	911.72	984.82	995.52	1,020.15	1,014.49
	101-399 Manufacturing - Industries manufacturières	539.05	557.76	565.44	601.60	628.96	651.27	668.66	689.61	702.16	734.31	772.53	771.87	783.34
	Non-durable goods - Biens non durables	534.36	550.37	558.45	598.31	621.86	645.32	654.09	681.97	681.72	719.68	719.07	714.17	707.71
	Durable goods - Biens durables	542.83	563.20	570.60	603.88	634.28	656.23	680.94	695.38	717.74	745.31	810.55	811.92	837.08
101-109	Food - Aliments	465.65	477.48	492.19	493.48	521.38	533.28	519.67	568.44	562.14	569.85	568.68	566.12	568.24
251-259	Wood - Bois	595.43	620.32	613.94	655.94	676.32	676.99	687.18	721.84	741.02	777.59	843.84	842.07	863.18
251	Sawmill, planing mill & shingle mill products - Scieries, ateliers de rabotage et usines de bardeaux	611.41	634.30	626.76	667.74	694.12	688.13	728.77	777.07	788.21	820.79	890.06	889.49	910.19
271-279	Paper & allied products - Papier et produits connexes	692.72	726.09	755.91	813.44	848.76	859.13	900.07	926.37	970.14	1,020.94	1,033.27	1,018.66	1,011.07
271	Pulp & paper - Pâtes et papiers	719.14	751.01	781.57	841.05	879.39	887.83	928.05	950.90	996.46	1,061.54	1,071.81	1,057.56	1,050.99
281-284	Printing, publishing & allied ind.- Imprimerie, édition et industries connexes	469.32	484.03	485.93	522.06	537.41	582.77	598.91	625.09	615.24	686.47	677.87	721.06	677.33
	401-449 Construction - Construction	496.88	509.71	527.72	574.51	598.48	605.68	612.93	609.51	664.57	688.16	686.84	707.64	724.01
401-402	Bldg. developing & general contracting - Constructeurs, promoteurs et entrep. généraux	397.10	440.64	450.38	504.14	550.06	565.59	553.65	559.37	646.82	652.04	670.72	695.39	732.92
401	Residential building & development - Promotion et construction de bâtiments résidentiels	381.43	422.29	433.84	477.80	520.68	513.24	515.68	521.63	607.96	610.67	609.93	633.87	664.20
411-412	Industrial & heavy (engineering) construction - Constr. lourde et industrielle (génie)	736.39	676.20	712.63	754.47	772.52	721.35	830.67	863.61	902.58	895.64	869.54	904.02	927.38
412	Highway & heavy constr. - Constr. de routes et constr. lourde	642.24	579.32	605.35	651.08	662.75	666.80	809.00	842.06	872.50	852.40	863.51	865.46	901.50
421-429	Trade contracting - Entrepreneurs spécialisés	472.86	480.98	495.86	550.69	570.35	586.00	605.61	604.68	641.67	668.76	648.63	661.95	669.20
441-449	Services incidental to construction - Services relatifs à la construction	514.42	537.91	560.48	602.61	643.51	648.63	530.95	516.33	587.37	630.55	724.27	772.40	807.72
	041-449 Goods producing industries - Branches 491-499 productrices de biens	554.18	572.11	586.21	621.45	646.07	667.45	681.17	696.42	721.81	753.40	781.69	790.02	800.19
	451-499 Transportation, storage, comm. & other utilities - Transp., entreposage, comm. et autres services publics	596.44	610.94	647.36	659.42	686.67	694.27	745.07	765.45	771.13	771.98	794.69	813.17	836.65

Annual Estimates of Employment, Earnings and Hours, 1986-1998, Statistics Canada
Estimations annuelles de l'Emploi, des gains et de la durée du travail, 1986-1998, Statistique Canada

Table 2

Estimates of Average Weekly Earnings (including overtime), for All Employees,
by Industry, Canada, Provinces and Territories.

Tableau 2

Estimations de la rémunération hebdomadaire moyenne (incl. temps suppl.), pour
l'ensemble des salariés, par industrie, Canada, provinces et territoires.

SIC 1980 CTI	Industry Industrie	DOLLARS												
		1986	1987	1988	1989	1990	1991	1992	1993	1994	1995	1996	1997	1998
BRITISH COLUMBIA COLOMBIE-BRITANNIQUE														
451-479	Transportation & storage - Transport et entreposage	\$596.86	\$616.98	\$660.66	\$668.04	\$695.77	\$701.20	\$750.52	\$775.78	\$778.66	\$776.93	\$807.01	\$816.87	\$845.36
451-459	Transportation - Transport	591.17	613.47	658.20	670.22	694.94	698.89	744.58	775.13	774.96	777.28	807.26	815.54	849.19
481-499	Communication & other utilities - Communications et autres services publics	595.57	598.73	621.37	641.10	669.25	681.83	735.91	748.09	757.72	763.22	773.34	806.09	820.50
481-484	Communication - Communications	567.51	568.49	590.62	605.73	624.65	638.66	692.97	695.69	717.24	712.64	704.60	739.18	752.81
482	Telecommunication carriers - Transmission des télécommunications	621.32	633.71	663.35	683.33	711.39	745.72	795.77	858.44	902.38
484	Postal & courier service - Services postaux et services de messagers	492.84	468.81	469.66	478.34	469.43	481.80	530.02	495.42	508.30	489.18	498.37	494.53	509.95
491-499	Other Utilities - Autres services publics	697.98	704.46	733.70	774.20	834.16	833.59	867.56	889.51	869.50	920.26	960.07	981.94	982.03
491	Electric power systems - Énergie électrique	758.24	765.01	794.34	813.00	870.75	868.54	917.72	944.41	914.03	994.60	1,038.77	1,062.03	1,025.63
501-692 Trade - Commerce		342.34	348.75	352.78	375.73	395.96	412.78	419.42	429.72	450.63	473.28	470.75	479.20	490.80
501-599	Wholesale Trade - Commerce de gros	496.11	497.67	502.82	532.37	554.06	565.40	580.47	597.23	614.41	648.88	645.24	661.52	675.94
521-524	Food, beverage, drug & tobacco - Produits alimentaires, boissons, médicaments et tabac	454.01	437.84	449.48	502.26	509.16	517.16	520.44	536.30	562.60	616.28	602.27	597.16	617.92
521	Food - Produits alimentaires	454.27	431.86	444.55	504.09	513.18	516.65	518.75	532.54	551.15	597.13	580.77	582.46	603.68
561-563	Metals, hardware, plumbing, heating & building materials - Métaux, quincaillerie, matér. de plomberie, de chauffage et de construction	494.51	477.21	477.73	502.86	539.58	553.01	558.51	582.93	580.14	617.17	614.25	631.66	613.86
563	Lumber & building materials - Bois et matériaux de construction	476.32	456.77	448.83	462.38	497.64	519.34	485.75	562.59	551.61	567.82	572.64	594.79	553.68
571-579	Machinery, equipment & supplies - Machines, matériel et fournitures	528.88	564.07	563.68	596.19	620.94	632.36	635.90	667.62	692.29	732.14	740.00	772.73	762.40
601-692	Retail trade - Commerce de détail	289.76	297.82	297.96	316.51	332.63	349.17	356.52	365.75	379.39	398.00	392.10	398.94	408.05
601-603	Food, beverage and drug - Aliments, boissons et médicaments	343.34	345.35	349.08	367.34	357.91	377.47	373.07	373.86	382.33	392.94	389.61	393.90	389.00
601	Food stores - Magasins d'alimentation	358.85	352.25	356.62	378.93	367.45	380.23	360.97	357.41	362.46	373.40	367.71	371.55	360.94
611-615	Shoe, apparel, fabric & yarn - Chaussures, vêtements, tissus et filés	207.46	221.35	217.86	202.15	217.98	242.43	230.69	230.42	264.43	274.83	268.81	267.75	266.19
613	Women's clothing stores - Magasins de vêtements pour dames	140.43	156.00	152.38	148.70	174.31	198.34	206.63	207.02	248.99	265.51	250.17	249.09	260.62
621-623	Household furniture, appliances & furnishings - Meubles, appareils et accessoires de maison	294.44	312.27	297.33	326.88	372.92	381.60	400.08	419.89	436.02	414.55	374.14	404.33	450.02
622	Appliance, TV, radio & stereo stores - Magasins ménagers, tv, radio & appar. stéréo	294.86	309.32	335.86	319.94	379.09	391.92	405.58	441.55	448.19	393.87	340.06	388.14	454.59
631-639	Auto vehicles, parts & access., sales & serv. Véhicules autos, pièces & access., vente & serv.	338.17	346.78	343.72	377.73	405.99	424.28	419.50	434.74	479.66	515.88	535.91	543.11	573.10
641-641	General merchandise stores - Magasins de marchandises diverses	269.60	268.83	265.77	277.16	287.49	279.47	305.78	308.66	306.18	308.79	312.44	323.45	330.83
651-692	Other retail n.e.c. - Autres commerces de détail n.c.a.	210.66	223.70	229.67	257.04	272.06	285.75	299.39	324.98	324.08	372.84	345.21	343.70	339.92
701-761 Finance, insurance & real estate - Finances, assur. & affaires immobilières		464.73	494.93	498.38	542.38	539.91	559.81	587.91	638.08	662.61	655.89	728.85	756.66	730.44
701-749	Finance & insurance - Intermédiaires financiers et assurances	485.88	516.06	503.82	532.94	546.54	575.56	594.74	673.87	690.79	690.96	779.51	799.37	775.22
701-709	Deposit accepting intermediaries - Intermédiaires financiers de dépôts	450.45	482.36	465.34	475.60	490.24	511.66	527.32	535.99	546.93	565.44	604.84	629.93	660.34
701-702	Banks - Banques	450.01	481.30	466.43	477.63	492.83	513.48	531.01	539.19	548.59	564.83	602.83	608.61	629.16
721-729	Investment intermediaries - Intermédiaires d'investissement	499.62	559.13	545.19	518.34	514.99	495.69	468.40	602.64	632.78	648.75	768.79	769.57	670.90
731-733	Insurance - Assurances	563.67	585.87	625.26	662.29	697.18	717.22	739.81	806.49	813.03	838.08	882.52	898.88	924.41

Annual Estimates of Employment, Earnings and Hours, 1986-1998, Statistics Canada
Estimations annuelles de l'emploi, des gains et de la durée du travail, 1986-1998, Statistique Canada

Table 2

Estimates of Average Weekly Earnings (including overtime), for All Employees,
by Industry, Canada, Provinces and Territories.

Tableau 2

Estimations de la rémunération hebdomadaire moyenne (incl. temps suppl.), pour
l'ensemble des salariés, par industrie, Canada, provinces et territoires.

SIC 1980 CTI	Industry Industrie	DOLLARS												
		1986	1987	1988	1989	1990	1991	1992	1993	1994	1995	1996	1997	1998
BRITISH COLUMBIA COLOMBIE-BRITANNIQUE														
751-759	Real estate operators (exc'l developers) - Services immobiliers (sauf lotisseurs)	\$357.13	\$376.96	\$396.34	\$437.03	\$441.17	\$424.05	\$409.81	\$456.53	\$547.49	\$530.50	\$578.72	\$638.75	\$588.98
761-761	Insurance & real estate agent - Agences d'assur. et agences immobilières	453.58	489.78	538.65	640.86	587.11	610.72	675.87	641.40	648.99	629.51	665.58	689.38	675.09
771-779	Comm., business & pers. services - Services socio-culturels, comm. et pers.	360.72	370.09	379.13	402.70	422.86	449.44	462.64	466.67	482.95	505.84	517.70	519.69	522.60
771-779	Business services - Services aux entreprises	453.17	459.34	494.07	521.88	555.10	586.03	586.60	579.37	615.95	678.42	677.27	687.88	704.14
851-859	Educational & related services - Services d'enseignement et services annexes	533.15	541.70	550.92	560.83	590.77	621.24	659.48	659.32	671.25	676.21	681.34	673.17	678.11
851	Elementary & secondary education - Enseignement élémentaire et secondaire	614.23	623.36	629.50	646.66	679.24	710.36	733.68	707.58	723.67	726.38	725.88	717.71	728.22
852	Post-second. non-university education - Enseignement postsecondaire non univers.	443.60	434.65	458.14	466.99	501.05	558.47	637.81	682.22	652.45	646.23	666.64	657.30	659.30
853	University education - Enseignement universitaire	431.80	450.39	453.88	455.87	469.55	488.14	531.96	564.92	579.50	600.56	606.30	599.28	593.96
861-869	Health & social services - Services de soins de santé et services sociaux	351.58	374.64	387.28	410.00	451.19	476.70	496.60	519.37	525.35	545.48	557.29	567.33	576.49
861	Hospitals - Hôpitaux	407.69	442.75	455.28	477.97	516.41	548.37	567.42	591.19	609.29	622.72	633.88	642.57	664.55
911-922	Accommodation, food & beverage services - Hébergement et restauration	210.14	208.04	204.74	211.19	228.05	220.84	220.60	230.13	241.91	244.46	266.05	266.49	254.00
911-914	Accommodation services - Services d'hébergement	243.43	246.37	254.72	262.78	303.34	292.87	287.76	307.77	322.72	331.20	353.71	361.80	342.63
911	Hotels, motels & tourist courts - Hôtels, motels et camps pour touristes	244.14	248.26	255.55	268.46	304.26	293.53	285.32	309.65	319.29	328.26	353.07	362.83	349.38
921-922	Food & beverage services - Services de la restauration	198.58	195.00	188.38	195.39	199.14	197.68	199.85	206.48	215.48	219.27	237.66	237.99	229.27
921	Food services - Services de restauration	193.11	189.55	182.75	190.05	192.99	190.91	195.62	203.58	212.03	217.52	236.48	236.28	228.27
961-999	Miscellaneous services - Services divers	279.84	289.89	279.78	320.24	322.37	367.77	373.89	385.27	405.99	415.78	432.74	437.35	423.79
812-837	Public administration - Administration publique	521.92	550.65	569.33	647.28	683.37	709.85	740.07	775.58	792.65	800.78	794.50	784.40	780.20
812-817	Federal administration (exc'l the military) - Administration fédérale (sauf la défense)	590.96	625.10	644.83	693.37	733.55	745.04	786.60	807.08	811.62	804.56	784.52	790.66	794.44
822-827	Provincial administration - Administration provinciale	442.87	452.53	471.58	612.37	630.71	685.22	709.14	749.33	760.84	807.27	832.29	822.23	819.73
832-837	Local administration - Administration locale	519.41	541.76	558.97	622.21	672.10	689.37	711.97	763.26	800.89	790.43	773.02	749.06	737.42
451-484	Service producing industries - Branches 501-999 productrices de services	406.88	416.80	425.36	454.48	470.73	493.80	508.95	521.63	539.55	554.76	563.70	569.54	573.19
041-999	Industrial aggregate - Ensemble des industries	440.43	454.22	464.44	494.93	512.04	531.80	545.89	558.18	577.92	594.69	607.54	614.17	618.62
YUKON														
401-449	Construction - Construction	647.05	532.09	517.48	623.75	633.58	717.35	721.89	720.37	732.51	718.60	785.60	750.97	727.63
041-449	Goods producing industries - Branches 491-499 productrices de biens	642.03	670.06	707.20	713.52	735.16	760.36	803.45	822.27	870.94	883.01	939.54	943.77	851.46
451-499	Transportation, storage, comm. & other utilities - Transp., entreposage, comm. et autres services publics	636.54	651.23	679.06	707.67	715.37	776.04	825.75	806.26	788.66	808.94	821.62	805.20	811.66

Annual Estimates of Employment, Earnings and Hours, 1986-1998, Statistics Canada
Estimations annuelles de l'emploi, des gains et de la durée du travail, 1986-1998, Statistique Canada

Table 2

Estimates of Average Weekly Earnings (including overtime), for All Employees,
by Industry, Canada, Provinces and Territories.

Tableau 2

Estimations de la rémunération hebdomadaire moyenne (incl.temps suppl.), pour
l'ensemble des salariés, par industrie, Canada, provinces et territoires.

SIC 1980 CTI	Industry Industrie	DOLLARS												
		1986	1987	1988	1989	1990	1991	1992	1993	1994	1995	1996	1997	1998
YUKON														
451-479	Transportation & storage - Transport et entreposage	\$655.13	\$645.79	\$670.76	\$701.78	\$706.62	\$721.68	\$757.82	\$784.82	\$782.49	\$811.24	\$852.69	\$812.46	\$801.28
481-499	Communication & other utilities - Communications et autres services publics	585.69	666.15	699.66	724.01	731.17	839.34	908.35	827.04	794.84	806.59	797.08	799.78	823.09
501-692	Trade - Commerce	383.69	379.59	375.65	389.55	428.95	454.67	457.57	462.83	501.60	505.06	495.67	512.39	490.96
771-779	Comm., business & pers. services - Services socio-culturels, comm. et pers.	337.40	343.44	355.18	391.67	420.80	489.15	527.23	542.76	565.47	539.62	563.80	570.97	539.34
851-859	Educational & related services - Services d'enseignement et services annexes	862.21	743.83	746.04	767.93	757.59	740.35	785.43	823.80	842.50	799.03	816.35	823.68	797.49
851	Elementary & secondary education - Enseignement élémentaire et secondaire	901.25	928.74	863.69	844.49	805.31	764.77	836.99	855.13	871.99	855.66	889.92
861-869	Health & social services - Services de soins de santé et services sociaux	282.66	306.00	319.32	355.43	398.35	556.97	643.32	634.74	670.33	662.70	666.79	665.98	661.09
911-922	Accommodation, food & beverage services - Hébergement et restauration	228.82	209.21	226.35	243.45	264.46	267.32	278.04	290.53	316.71	312.27	344.51	350.34	324.51
911-914	Accommodation services - Services d'hébergement	227.31	244.84	245.17	259.21	268.51	282.87	299.88	317.70	349.65	350.31	383.09	398.58	362.40
911	Hotels, motels & tourist courts - Hôtels, motels et camps pour touristes	225.17	247.05	243.94	259.17	265.24	280.80	295.59	315.02	340.68	340.25	378.26	387.85	..
812-837	Public administration - Administration publique	517.15	563.55	698.32	705.72	747.74	789.09	852.56	869.94	846.02	830.97	799.09	812.82	814.76
812-817	Federal administration (exc'l the military) - Administration fédérale (sauf la défense)	561.51	594.21	660.26	694.61	744.74	745.69	782.55	800.68	728.08	673.87	693.16	749.04	763.94
822-827	Provincial administration - Administration provinciale	520.30	573.56	780.86	720.89	754.35	828.02	906.89	926.91	915.17	913.67	904.03	904.86	892.47
451-484	Service producing industries - Branches productrices de services	458.02	469.67	516.85	542.01	570.10	618.94	657.91	660.15	661.64	647.09	648.22	662.24	651.92
041-999	Industrial aggregate - Ensemble des industries	484.34	500.06	547.73	569.74	593.85	638.53	680.74	681.52	688.98	679.66	694.80	706.18	676.74
NORTHWEST TERRITORIES TERRITOIRES DU NORD-OUEST														
401-449	Construction - Construction	550.75	557.09	592.24	603.97	632.85	639.36	648.77	672.23	683.94	703.08	718.61	746.34	763.43
041-449	Goods producing industries - Branches productrices de biens	771.96	813.43	859.83	900.11	979.72	992.17	931.97	899.64	877.77	900.79	940.26	966.82	981.10
451-499	Transportation, storage, comm. & other utilities - Transp., entreposage, comm. et autres services publics	618.72	640.90	665.84	704.00	737.49	778.98	830.18	791.27	769.10	805.71	838.43	855.33	850.14
451-479	Transportation & storage - Transport et entreposage	538.67	616.77	624.94	672.44	695.26	733.51	727.64	685.69	661.20	724.33	765.59	782.40	767.96
481-499	Communication & other utilities - Communications et autres services publics	760.97	694.93	759.14	778.67	831.89	882.17	998.12	957.71	944.07	931.28	978.80	1,017.33	1,025.17
501-692	Trade - Commerce	265.13	284.23	293.48	315.86	345.74	386.78	408.19	407.06	429.81	436.65	423.51	438.94	419.31
601-603	Food, beverage and drug - Aliments, boissons et médicaments	268.08	243.47	250.97	272.30	290.88	298.43	306.59	304.86	355.25	389.83	339.04	370.45	395.79

Annual Estimates of Employment, Earnings and Hours, 1986-1998, Statistics Canada
Estimations annuelles de l'emploi, des gains et de la durée du travail, 1986-1998, Statistique Canada

Table 2

Estimates of Average Weekly Earnings (including overtime), for All Employees,
by Industry, Canada, Provinces and Territories.

Tableau 2

Estimations de la rémunération hebdomadaire moyenne (incl.temps suppl.), pour
l'ensemble des salariés, par industrie, Canada, provinces et territoires.

SIC 1980 CTI	Industry Industrie	DOLLARS												
		1986	1987	1988	1989	1990	1991	1992	1993	1994	1995	1996	1997	1998
NORTHWEST TERRITORIES TERRITOIRES DU NORD-OUEST														
701-761	Finance, insurance & real estate - Finances, assur. & affaires immobilières	\$501.56	\$546.58	\$596.19	\$616.07	\$636.20	\$675.37	\$725.27	\$715.63	\$770.40	\$771.36	\$812.20	\$783.33	\$755.64
751-761	Real estate operators & insurance agent - Services immobiliers & agences d'assurances	490.91	557.63	589.14	607.80	628.17	692.95	740.13	724.81	784.19	778.17	831.87	811.53	756.24
751-759	Real estate operators (exc'l developers) - Services immobiliers (sauf lotisseurs)	494.56	552.88	591.02	610.01	617.57	688.34	729.17	720.21	780.91	787.99	827.71	812.32	734.61
771-779	Comm., business & pers. services - Services socio-culturels, comm. et pers.	409.94	431.54	441.38	514.90	539.66	589.34	622.44	621.34	642.00	633.82	638.56	648.77	650.30
851-859	Educational & related services - Services d'enseignement et services annexes	596.81	648.13	688.29	723.51	768.10	771.54	791.97	800.48	808.85	802.93	752.46	784.31	798.57
861-869	Health & social services - Services de soins de santé et services sociaux	502.48	534.52	569.94	602.33	637.42	679.15	707.59	684.54	674.90	677.69	698.39	721.61	721.90
861	Hospitals - Hôpitaux	540.55	557.54	617.94	660.33	716.90	756.31	782.16	779.91	776.27	834.54	..
911-922	Accommodation, food & beverage services - Hébergement et restauration	152.25	152.95	180.72	263.01	273.58	325.54	355.47	341.88	361.23	334.60	354.49	335.47	308.92
911-914	Accommodation services - Services d'hébergement	134.10	137.31	175.15	266.53	279.71	293.65	329.01	316.48	347.92	343.99	404.10	382.76	346.88
921-922	Food & beverage services - Services de la restauration	199.97	191.33	195.16	251.90	255.63	379.24	390.82	376.96	383.96	322.16	304.66	279.93	253.52
921	Food services - Services de restauration	203.54	194.96	198.67	256.29	259.67	382.05	393.05	389.79	389.62	325.96	304.45	288.75	257.18
812-837	Public administration - Administration publique	642.15	645.09	729.63	698.81	727.28	775.89	784.31	800.24	788.99	804.62	818.66	798.57	835.25
812-817	Federal administration (exc'l the military) - Administration fédérale (sauf la défense)	566.45	622.41	655.28	694.36	736.25	735.35	764.42	766.45	715.19	690.14	696.69	747.01	797.36
822-827	Provincial administration - Administration provinciale	816.44	757.46	856.90	809.32	823.96	888.08	923.31	954.01	957.42	970.02	986.90	964.87	973.92
832-837	Local administration - Administration locale	392.13	416.87	488.35	507.91	556.70	577.45	556.70	620.49	648.94	673.69	675.11	649.78	697.36
451-484	Service producing industries - Branches productrices de services	501.66	514.68	549.86	579.15	603.55	653.45	671.96	668.38	670.58	674.49	679.89	675.24	678.46
041-999	Industrial aggregate - Ensemble des industries	551.04	566.25	604.48	631.84	663.94	703.62	710.52	701.63	703.23	709.91	721.00	725.72	726.71

Annual Estimates of Employment, Earnings and Hours, 1986-1998, Statistics Canada
Estimations annuelles de l'Emploi, des gains et de la durée du travail, 1986-1998, Statistique Canada

Table 3A

Tableau 3A

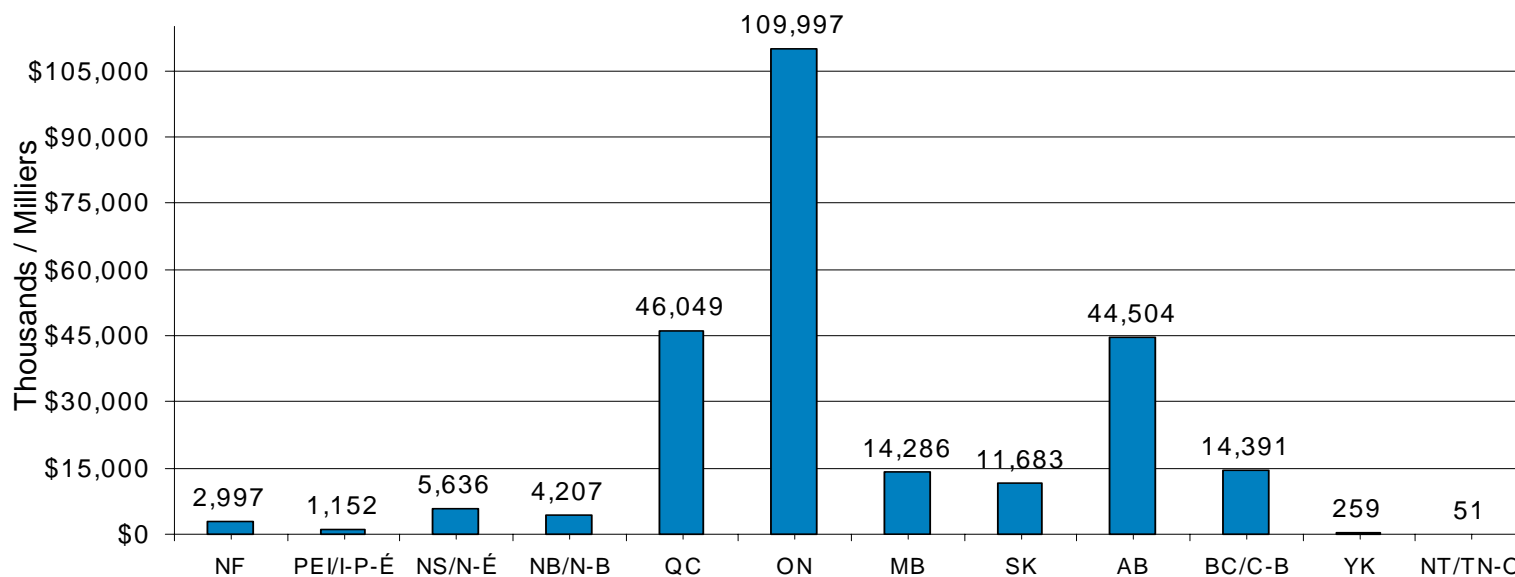
Estimates of Total Weekly Payrolls, for All Employees, for Selected industries, Canada, Provinces and Territories.

Estimations de la rémunération hebdomadaire brute, pour l'ensemble des salariés, pour une sélection d'industries, au Canada, et dans les provinces et territoires.

In 1998, Ontario recorded the highest increase of total weekly payrolls when compared to the previous year.

En 1998, l'Ontario est la province qui a connu le plus fort taux de croissance de la rémunération hebdomadaire brute par rapport à l'année précédente.

Annual Weekly Payrolls / Rémunération brute annuelle



Canada, Provinces and Territories/
Canada, Provinces et Territoires

Page

78

Table 3A
Estimates of Total Weekly Payrolls, for All Employees, for Selected Industries,
Canada, Provinces and Territories.

Tableau 3A
Estimations de la rémunération brute, pour l'ensemble des salariés, pour une
sélection d'industries, Canada, provinces et territoires.

SIC 1980 CTI	Industry Industrie	DOLLARS IN THOUSANDS - DOLLARS EN MILLIERS												
		1986	1987	1988	1989	1990	1991	1992	1993	1994	1995	1996	1997	1998
CANADA														
041-051	Logging and forestry - Exploitation forestière et serv. forestiers	33,031	38,850	39,317	43,250	40,598	42,446	42,620	46,073	48,158	50,201	50,570	53,056	51,196
061-092	Mining (incl. milling), quarrying and oil wells Mines (y compris broyage), carrières et puits de pétrole	112,600	114,318	126,554	130,896	135,326	136,343	123,672	118,952	131,684	133,228	136,368	151,665	158,627
101-399	Manufacturing - Industries manufacturières	930,915	1,014,647	1,084,107	1,158,758	1,145,065	1,070,502	1,058,003	1,082,588	1,134,914	1,178,848	1,245,261	1,326,334	1,415,525
401-449	Construction - Construction	261,495	287,506	315,792	366,504	380,189	323,282	295,052	284,689	299,382	309,683	316,863	336,250	348,083
041-449	Goods producing industries - Branches	1,415,621	1,538,515	1,655,890	1,795,856	1,808,834	1,690,310	1,642,019	1,655,865	1,736,974	1,792,623	1,866,256	1,986,642	2,099,694
491-499	productrices de biens													
451-499	Transportation, storage, comm. & other utilities - Transp., entreposage, comm. et autres services publics	468,775	484,618	512,980	554,969	584,394	591,479	602,271	602,539	614,561	625,083	617,189	642,452	669,138
501-692	Trade - Commerce	595,010	637,364	681,090	740,210	809,348	784,413	776,058	798,490	827,136	877,367	900,462	959,974	1,007,418
701-761	Finance, insurance & real estate - Finances, assur. & affaires immobilières	292,521	326,452	368,248	399,164	402,886	410,712	422,430	435,643	431,945	441,168	479,084	522,614	542,215
771-779	Comm., business & pers. services - Services	1,230,748	1,349,976	1,464,120	1,612,048	1,754,744	1,813,161	1,862,092	1,922,369	1,983,116	2,054,106	2,133,317	2,212,006	2,272,214
851-999	socio-culturels, comm. et pers.													
812-837	Public administration - Administration publique	381,430	397,452	419,841	456,987	503,078	524,037	542,639	548,238	547,985	535,873	513,280	498,723	493,870
451-484	Service producing industries - Branches	2,890,904	3,112,668	3,356,159	3,666,930	3,946,794	4,006,064	4,082,817	4,183,717	4,281,907	4,412,934	4,526,138	4,716,430	4,858,591
501-999	productrices de services													
041-999	Industrial aggregate - Ensemble des industries	4,306,524	4,651,184	5,012,049	5,462,786	5,755,628	5,696,374	5,724,836	5,839,582	6,018,882	6,205,557	6,392,394	6,703,072	6,958,286
NEWFOUNDLAND														
TERRE-NEUVE														
041-051	Logging and forestry - Exploitation forestière et serv. forestiers	539	732	788	798	844	808	840	793	990	1,066	1,062	1,332	1,058
061-092	Mining (incl. milling), quarrying and oil wells Mines (y compris broyage), carrières et puits de pétrole	1,854	1,981	2,484	2,677	2,886	2,622	2,235	2,286	2,612	2,519	2,614	3,035	3,699
101-399	Manufacturing - Industries manufacturières	6,261	7,553	8,371	8,878	8,405	7,736	6,958	6,467	6,519	6,982	7,165	7,801	9,238
401-449	Construction - Construction	2,734	2,795	3,597	4,430	4,134	3,728	3,952	5,424	7,634	7,678	6,888	3,165	3,070
041-449	Goods producing industries - Branches	12,870	14,613	16,978	18,710	18,375	17,068	16,124	16,997	20,007	20,448	19,852	17,562	19,458
491-499	productrices de biens													
451-499	Transportation, storage, comm. & other utilities - Transp., entreposage, comm. et autres services publics	6,801	6,664	7,064	7,749	8,501	8,458	8,461	8,185	8,470	8,489	8,226	8,545	8,776

Annual Estimates of Employment, Earnings and Hours, 1986-1998, Statistics Canada
Estimations annuelles de l'Emploi, des gains et de la durée du travail, 1986-1998, Statistique Canada

Table 3A

Estimates of Total Weekly Payrolls, for All Employees, for Selected Industries,
Canada, Provinces and Territories.

Tableau 3A

Estimations de la rémunération brute, pour l'ensemble des salariés, pour une
sélection d'industries, Canada, provinces et territoires.

SIC 1980 CTI	Industry Industrie	DOLLARS IN THOUSANDS - DOLLARS EN MILLIERS												
		1986	1987	1988	1989	1990	1991	1992	1993	1994	1995	1996	1997	1998
NEWFOUNDLAND TERRE-NEUVE														
501-692	Trade - Commerce	6,004	7,070	8,024	8,980	9,907	9,244	8,844	8,908	9,927	10,039	10,345	10,967	11,730
701-761	Finance, insurance & real estate - Finances, assur. & affaires immobilières	1,914	1,986	2,086	2,272	2,692	2,921	3,055	2,968	3,328	3,485	3,543	3,901	3,618
771-779 851-999	Comm., business & pers. services - Services socio-culturels, comm. et pers.	18,127	20,472	22,418	24,496	25,761	26,046	26,246	27,295	26,825	27,276	26,805	26,931	27,725
812-837	Public administration - Administration publique	7,861	8,418	8,922	9,828	10,846	11,219	11,265	11,343	10,892	11,105	10,981	10,136	9,894
451-484 501-999	Service producing industries - Branches productrices de services	39,225	43,060	46,777	51,398	55,601	55,714	55,731	56,673	57,190	58,191	57,778	58,249	59,350
041-999	Industrial aggregate - Ensemble des industries	52,096	57,672	63,755	70,109	73,976	72,782	71,855	73,669	77,197	78,639	77,630	75,811	78,808
PRINCE EDWARD ISLAND ILE-DU-PRINCE-ÉDOUARD														
101-399	Manufacturing - Industries manufacturières	962	1,045	1,184	1,320	1,365	1,328	1,508	1,457	1,540	1,796	2,278	3,082	3,294
401-449	Construction - Construction	647	761	944	929	1,116	998	1,044	1,045	1,070	2,467	3,546	1,493	1,598
041-449 491-499	Goods producing industries - Branches productrices de biens	1,793	2,018	2,359	2,493	2,755	2,620	2,859	2,852	2,965	4,589	6,139	4,847	5,178
451-499	Transportation, storage, comm. & other utilities - Transp., entreposage, comm. et autres services publics	1,344	1,498	1,600	1,622	1,698	1,775	1,813	1,884	1,795	1,760	1,696	1,763	1,900
501-692	Trade - Commerce	1,617	1,947	2,058	2,215	2,395	2,134	2,089	2,331	2,340	2,563	2,798	2,740	2,666
701-761	Finance, insurance & real estate - Finances, assur. & affaires immobilières	557	625	712	710	743	702	905	993	1,030	1,085	1,009	1,206	1,493
771-779 851-999	Comm., business & pers. services - Services socio-culturels, comm. et pers.	3,587	4,209	4,764	5,279	5,754	6,002	6,193	6,380	6,458	6,885	7,591	7,738	8,182
812-837	Public administration - Administration publique	2,599	2,854	2,938	2,913	3,296	3,399	3,572	3,525	3,624	3,536	3,542	3,521	3,588
451-484 501-999	Service producing industries - Branches productrices de services	9,551	10,956	11,882	12,532	13,658	13,762	14,312	14,830	14,978	15,591	16,426	16,778	17,599
041-999	Industrial aggregate - Ensemble des industries	11,344	12,974	14,241	15,025	16,413	16,382	17,172	17,681	17,943	20,180	22,565	21,625	22,777
NOVA SCOTIA NOUVELLE-ÉCOSSE														
041-051	Logging and forestry - Exploitation forestière et serv. forestiers	823	754	830	912	1,031	814	820	942	1,210	1,135	1,070	1,229	989

Annual Estimates of Employment, Earnings and Hours, 1986-1998, Statistics Canada
Estimations annuelles de l'Emploi, des gains et de la durée du travail, 1986-1998, Statistique Canada

Table 3A

Estimates of Total Weekly Payrolls, for All Employees, for Selected Industries,
Canada, Provinces and Territories.

Tableau 3A

Estimations de la rémunération brute, pour l'ensemble des salariés, pour une
sélection d'industries, Canada, provinces et territoires.

SIC 1980 CTI	Industry Industrie	DOLLARS IN THOUSANDS - DOLLARS EN MILLIERS												
		1986	1987	1988	1989	1990	1991	1992	1993	1994	1995	1996	1997	1998
NOVA SCOTIA NOUVELLE-ÉCOSSE														
061-092	Mining (incl. milling), quarrying and oil wells Mines (y compris broyage), carrières et puits de pétrole	2,878	3,042	3,123	2,530	2,920	3,111	2,836	2,789	3,115	2,930	2,329	2,442	2,231
101-399	Manufacturing - Industries manufacturières	15,148	17,593	19,336	20,139	20,209	19,576	20,469	19,680	20,493	21,469	22,371	23,653	26,230
401-449	Construction - Construction	5,737	6,820	7,531	9,411	9,815	8,527	7,166	7,462	6,953	7,214	7,328	8,511	8,763
041-449	Goods producing industries - Branches													
491-499	productrices de biens	26,102	29,788	32,466	34,747	36,069	34,099	33,311	32,917	33,929	35,062	35,360	37,909	40,187
451-499	Transportation, storage, comm. & other utilities - Transp., entreposage, comm. et autres services publics	12,033	12,694	12,903	13,616	14,806	14,195	14,343	14,399	14,729	14,261	14,630	15,364	15,531
501-692	Trade - Commerce	12,076	12,897	14,311	17,036	19,033	18,126	18,078	19,290	20,298	21,237	21,478	23,374	25,359
701-761	Finance, insurance & real estate - Finances, assur. & affaires immobilières	5,286	5,677	6,365	7,071	7,560	7,729	8,173	8,436	8,812	9,259	9,771	10,334	10,333
771-779	Comm., business & pers. services - Services													
851-999	socio-culturels, comm. et pers.	33,424	35,693	38,995	42,519	45,068	47,770	48,801	49,774	50,812	50,811	52,715	54,773	56,067
812-837	Public administration - Administration publique	14,390	15,297	15,875	17,299	19,268	19,646	19,589	20,079	19,544	18,928	18,526	17,555	17,367
451-484	Service producing industries - Branches													
501-999	productrices de services	75,692	80,679	86,803	95,787	103,640	105,395	106,964	109,934	112,036	112,181	114,859	119,324	122,683
041-999	Industrial aggregate - Ensemble des industries	101,794	110,468	119,269	130,535	139,709	139,494	140,275	142,852	145,965	147,243	150,219	157,234	162,870
NEW BRUNSWICK NOUVEAU-BRUNSWICK														
041-051	Logging and forestry - Exploitation forestière et serv. forestiers	2,442	1,974	2,386	2,579	2,148	2,689	2,279	2,507	2,082	2,820	2,604	3,070	2,392
061-092	Mining (incl. milling), quarrying and oil wells Mines (y compris broyage), carrières et puits de pétrole	2,009	2,164	2,244	2,394	1,954	1,968	2,072	2,007	1,996	2,352	2,518	2,716	2,705
101-399	Manufacturing - Industries manufacturières	14,475	16,402	18,353	19,740	19,601	18,990	19,182	18,797	19,143	20,160	19,383	21,212	23,241
401-449	Construction - Construction	4,039	4,724	5,919	7,942	7,957	7,766	7,250	7,130	6,699	6,716	7,088	6,912	7,245
041-449	Goods producing industries - Branches													
491-499	productrices de biens	25,096	27,494	31,227	35,280	34,626	34,586	34,062	33,821	32,987	35,201	34,346	37,118	38,490
451-499	Transportation, storage, comm. & other utilities - Transp., entreposage, comm. et autres services publics	11,846	11,785	11,677	12,769	13,430	13,891	14,253	14,744	14,529	15,117	15,699	15,281	14,804
501-692	Trade - Commerce	10,237	10,748	11,599	12,554	14,017	14,796	13,935	14,650	15,964	16,748	17,424	18,635	19,641

Annual Estimates of Employment, Earnings and Hours, 1986-1998, Statistics Canada
Estimations annuelles de l'Emploi, des gains et de la durée du travail, 1986-1998, Statistique Canada

Table 3A

Estimates of Total Weekly Payrolls, for All Employees, for Selected Industries,
Canada, Provinces and Territories.

Tableau 3A

Estimations de la rémunération brute, pour l'ensemble des salariés, pour une
sélection d'industries, Canada, provinces et territoires.

SIC 1980 CTI	Industry Industrie	DOLLARS IN THOUSANDS - DOLLARS EN MILLIERS												
		1986	1987	1988	1989	1990	1991	1992	1993	1994	1995	1996	1997	1998
NEW BRUNSWICK NOUVEAU-BRUNSWICK														
701-761	Finance, insurance & real estate - Finances, assur. & affaires immobilières	4,152	4,488	4,559	4,892	5,122	5,179	4,990	5,065	5,243	5,881	5,958	6,877	7,334
771-779 851-999	Comm., business & pers. services - Services socio-culturels, comm. et pers.	24,291	26,505	28,288	31,116	34,688	36,293	36,792	38,396	38,807	39,227	40,241	42,678	44,081
812-837	Public administration - Administration publique	10,657	11,272	11,534	12,444	13,401	14,187	14,616	15,443	14,720	15,493	15,524	13,852	13,998
451-484 501-999	Service producing industries - Branches productrices de services	59,051	62,569	65,332	71,150	77,693	81,172	81,308	84,918	86,197	89,314	92,094	94,116	96,951
041-999	Industrial aggregate - Ensemble des industries	84,147	90,062	96,559	106,430	112,320	115,758	115,370	118,739	119,184	124,515	126,440	131,234	135,441
QUÉBEC														
041-051	Logging and forestry - Exploitation forestière et serv. forestiers	7,132	8,771	8,554	9,723	9,213	9,082	9,487	10,130	10,044	9,693	9,809	11,227	11,771
061-092	Mining (incl. milling), quarrying and oil wells - Mines (y compris broyage), carrières et puits de pétrole	10,609	11,025	12,048	12,097	13,114	12,885	12,444	11,002	12,542	12,429	12,669	14,030	14,960
101-399	Manufacturing - Industries manufacturières	232,268	253,885	271,976	289,779	288,918	279,410	273,204	280,558	279,313	292,601	308,636	328,682	359,982
401-449	Construction - Construction	69,297	75,447	83,616	96,530	92,311	73,788	63,839	65,406	70,396	71,200	66,642	67,911	71,453
041-449 491-499	Goods producing industries - Branches productrices de biens	338,606	370,509	400,003	432,657	429,548	405,474	390,559	400,649	405,717	419,000	427,607	449,543	488,748
451-499	Transportation, storage, comm. & other utilities - Transp., entreposage, comm. et autres services publics	111,804	119,114	125,628	133,982	138,449	143,268	146,020	147,324	153,148	155,746	146,835	143,815	150,398
501-692	Trade - Commerce	143,908	157,841	167,959	177,871	197,311	185,644	174,865	181,973	189,395	197,848	201,377	213,471	219,185
701-761	Finance, insurance & real estate - Finances, assur. & affaires immobilières	73,116	76,351	90,376	95,221	95,474	102,139	103,264	97,173	92,059	92,224	97,272	106,735	108,837
771-779 851-999	Comm., business & pers. services - Services socio-culturels, comm. et pers.	314,204	340,297	376,301	410,828	442,253	457,456	466,163	468,665	469,894	481,440	491,904	504,780	501,337
812-837	Public administration - Administration publique	97,409	104,674	108,591	112,376	125,320	129,004	134,253	134,229	133,716	129,024	123,342	120,958	119,734
451-484 501-999	Service producing industries - Branches productrices de services	721,140	776,897	845,046	905,750	972,816	987,202	992,981	995,812	1,004,790	1,023,205	1,030,880	1,062,066	1,068,910
041-999	Industrial aggregate - Ensemble des industries	1,059,745	1,147,406	1,245,049	1,338,408	1,402,364	1,392,676	1,383,540	1,396,460	1,410,507	1,442,206	1,458,487	1,511,609	1,557,658

Annual Estimates of Employment, Earnings and Hours, 1986-1998, Statistics Canada
Estimations annuelles de l'Emploi, des gains et de la durée du travail, 1986-1998, Statistique Canada

Table 3A

Estimates of Total Weekly Payrolls, for All Employees, for Selected Industries,
Canada, Provinces and Territories.

Tableau 3A

Estimations de la rémunération brute, pour l'ensemble des salariés, pour une
sélection d'industries, Canada, provinces et territoires.

SIC 1980 CTI	Industry Industrie	DOLLARS IN THOUSANDS - DOLLARS EN MILLIERS												
		1986	1987	1988	1989	1990	1991	1992	1993	1994	1995	1996	1997	1998
ONTARIO														
041-051	Logging and forestry - Exploitation forestière et serv. forestiers	8,498	8,703	8,098	8,371	7,833	7,295	8,065	7,652	7,510	7,770	6,921	6,768	7,668
061-092	Mining (incl. milling), quarrying and oil wells Mines (y compris broyage), carrières et puits de pétrole	18,671	20,414	23,119	24,515	23,596	20,354	19,816	20,534	19,168	22,060	22,999	23,017	20,975
101-399	Manufacturing - Industries manufacturières	502,541	540,892	573,870	614,504	591,052	544,773	537,154	549,928	591,808	611,767	641,667	682,401	721,131
401-449	Construction - Construction	114,233	127,895	138,471	158,041	161,890	136,941	117,980	103,937	106,336	110,420	115,378	124,345	126,067
041-449	Goods producing industries - Branches													
491-499	productrices de biens	677,797	734,073	783,047	848,343	833,898	762,664	737,923	734,427	776,561	801,715	837,700	890,304	932,855
451-499	Transportation, storage, comm. & other utilities - Transp., entreposage, comm. et autres services publics	165,299	172,764	185,438	202,670	217,206	217,543	223,347	218,876	218,635	219,572	226,626	243,474	257,688
501-692	Trade - Commerce	251,084	264,215	281,987	314,251	340,758	325,114	333,276	336,987	341,347	360,550	372,591	396,337	417,514
701-761	Finance, insurance & real estate - Finances, assur. & affaires immobilières	138,651	161,147	184,778	200,281	197,080	193,388	197,814	206,235	205,075	209,956	232,623	252,933	265,350
771-779	Comm., business & pers. services - Services	492,817	557,487	600,138	663,002	723,337	743,716	756,637	788,165	814,540	844,100	865,014	890,650	920,031
851-999	socio-culturels, comm. et pers.													
812-837	Public administration - Administration publique	139,197	145,223	156,823	169,319	186,725	196,253	206,882	208,304	211,447	206,131	190,306	185,049	178,549
451-484	Service producing industries - Branches													
501-999	productrices de services	1,153,193	1,264,668	1,369,675	1,506,611	1,615,581	1,622,712	1,663,048	1,706,191	1,739,306	1,790,611	1,836,426	1,914,672	1,982,118
041-999	Industrial aggregate - Ensemble des industries	1,830,990	1,998,741	2,152,722	2,354,954	2,449,478	2,385,376	2,400,971	2,440,618	2,515,867	2,592,326	2,674,126	2,804,976	2,914,973
MANITOBA														
061-092	Mining (incl. milling), quarrying and oil wells Mines (y compris broyage), carrières et puits de pétrole	2,623	2,628	3,033	3,825	3,746	3,569	3,619	3,537	3,249	3,315	2,831	3,549	3,444
101-399	Manufacturing - Industries manufacturières	24,288	26,504	27,826	29,071	29,387	26,220	26,231	25,960	26,258	28,883	32,393	34,767	37,628
401-449	Construction - Construction	7,843	8,978	8,795	8,350	8,874	7,896	7,974	6,995	8,202	8,723	8,744	9,026	9,578
041-449	Goods producing industries - Branches													
491-499	productrices de biens	38,480	42,258	44,033	45,855	47,016	42,626	43,034	41,646	42,848	46,456	49,738	53,103	56,391
451-499	Transportation, storage, comm. & other utilities - Transp., entreposage, comm. et autres services publics	22,757	23,145	24,756	26,887	27,650	27,860	28,185	27,791	28,662	29,706	30,359	30,493	30,307
501-692	Trade - Commerce	22,004	24,129	24,153	23,849	25,702	24,290	23,631	24,516	27,688	28,954	30,284	31,853	34,672
701-761	Finance, insurance & real estate - Finances, assur. & affaires immobilières	10,080	11,087	11,617	12,568	12,713	13,913	13,829	14,551	14,373	13,927	14,760	15,998	18,431

Annual Estimates of Employment, Earnings and Hours, 1986-1998, Statistics Canada
Estimations annuelles de l'emploi, des gains et de la durée du travail, 1986-1998, Statistique Canada

Table 3A
Estimates of Total Weekly Payrolls, for All Employees, for Selected Industries,
Canada, Provinces and Territories.

Tableau 3A
Estimations de la rémunération brute, pour l'ensemble des salariés, pour une
sélection d'industries, Canada, provinces et territoires.

SIC 1980 CTI	Industry Industrie	DOLLARS IN THOUSANDS - DOLLARS EN MILLIERS												
		1986	1987	1988	1989	1990	1991	1992	1993	1994	1995	1996	1997	1998
MANITOBA														
771-779 Comm., business & pers. services - Services 851-999 socio-culturels, comm. et pers.		44,810	48,286	52,519	56,255	60,740	60,260	63,624	64,428	67,164	70,214	73,230	74,743	79,042
812-837 Public administration - Administration publique		16,978	17,410	18,060	18,917	20,197	20,607	21,689	21,971	21,823	21,543	21,355	20,570	22,156
451-484 Service producing industries - Branches 501-999 productrices de services		113,302	120,478	127,294	134,426	142,580	142,416	146,274	148,604	154,912	159,167	164,643	168,263	179,261
041-999 Industrial aggregate - Ensemble des industries		151,782	162,736	171,327	180,282	189,596	185,043	189,308	190,250	197,761	205,623	214,381	221,366	235,652
SASKATCHEWAN														
041-051 Logging and forestry - Exploitation forestière et serv. forestiers		350	354	355	383	394	369	354	419	559	516	556	611	722
061-092 Mining (incl. milling), quarrying and oil wells Mines (y compris broyage), carrières et puits de pétrole		6,271	5,785	6,040	6,065	6,171	5,906	6,049	5,920	6,289	7,625	8,258	10,040	10,195
101-399 Manufacturing - Industries manufacturières		10,298	11,249	12,072	13,173	13,896	12,281	12,560	12,414	14,218	14,751	15,463	16,562	17,516
401-449 Construction - Construction		5,711	6,690	6,652	6,900	6,978	5,958	5,874	6,190	7,706	7,461	7,844	9,403	10,478
041-449 Goods producing industries - Branches 491-499 productrices de biens		25,384	26,799	27,723	29,330	30,463	27,707	28,120	28,369	32,596	34,128	35,569	40,145	42,475
451-499 Transportation, storage, comm. & other utilities - Transp., entreposage, comm. et autres services publics		16,519	16,087	16,724	17,513	18,102	18,436	18,481	18,519	19,358	19,404	17,537	19,314	20,173
501-692 Trade - Commerce		17,636	18,764	19,444	19,770	20,344	20,543	20,954	22,280	22,729	25,318	25,942	27,589	29,422
701-761 Finance, insurance & real estate - Finances, assur. & affaires immobilières		8,478	8,978	9,401	9,236	10,224	9,781	10,070	10,558	10,933	11,948	13,397	14,422	16,047
771-779 Comm., business & pers. services - Services 851-999 socio-culturels, comm. et pers.		38,810	41,536	43,636	45,012	49,118	51,275	52,783	51,532	51,888	51,995	55,269	58,989	63,326
812-837 Public administration - Administration publique		13,914	14,334	14,806	16,666	18,188	17,962	17,785	17,584	16,886	16,999	17,502	17,504	18,238
451-484 Service producing industries - Branches 501-999 productrices de services		92,603	96,976	101,406	105,389	112,951	114,804	116,789	117,046	117,971	121,889	126,198	134,288	143,642
041-999 Industrial aggregate - Ensemble des industries		117,987	123,776	129,129	134,719	143,414	142,511	144,909	145,415	150,567	156,016	161,767	174,434	186,117
ALBERTA														
041-051 Logging and forestry - Exploitation forestière et serv. forestiers		1,122	1,421	1,502	1,637	1,814	1,923	1,789	1,814	1,857	1,713	1,751	1,776	2,132

Annual Estimates of Employment, Earnings and Hours, 1986-1998, Statistics Canada
 Estimations annuelles de l'Emploi, des gains et de la durée du travail, 1986-1998, Statistique Canada

Table 3A

Estimates of Total Weekly Payrolls, for All Employees, for Selected Industries,
Canada, Provinces and Territories.

Tableau 3A

Estimations de la rémunération brute, pour l'ensemble des salariés, pour une
sélection d'industries, Canada, provinces et territoires.

SIC 1980 CTI	Industry Industrie	DOLLARS IN THOUSANDS - DOLLARS EN MILLIERS												
		1986	1987	1988	1989	1990	1991	1992	1993	1994	1995	1996	1997	1998
ALBERTA														
061-092	Mining (incl. milling), quarrying and oil wells Mines (y compris broyage), carrières et puits de pétrole	54,126	53,320	58,400	61,145	64,693	70,525	61,437	59,775	70,141	65,660	66,938	76,108	83,692
101-399	Manufacturing - Industries manufacturières	42,289	45,353	48,894	52,788	56,924	55,593	56,674	58,826	60,819	63,696	71,765	79,924	85,786
401-449	Construction - Construction	27,318	26,307	30,163	35,309	42,295	36,416	36,282	37,128	37,068	38,740	43,090	51,368	55,718
041-449	Goods producing industries - Branches													
491-499	productrices de biens	132,183	134,170	147,331	159,982	175,782	175,249	167,681	168,955	180,874	180,272	192,846	219,332	237,458
451-499	Transportation, storage, comm. & other utilities - Transp., entreposage, comm. et autres services publics	50,466	50,098	53,497	56,649	63,566	62,536	64,907	63,620	61,546	62,672	63,630	69,658	71,342
501-692	Trade - Commerce	57,796	61,054	67,317	73,337	76,968	79,067	72,828	73,709	81,045	85,551	89,292	101,340	108,818
701-761	Finance, insurance & real estate - Finances, assur. & affaires immobilières	22,403	23,884	24,614	26,927	28,493	28,723	31,048	31,003	32,381	34,617	37,410	41,726	43,962
771-779	Comm., business & pers. services - Services													
851-999	socio-culturels, comm. et pers.	122,555	128,774	135,752	152,565	162,765	167,257	174,854	181,605	189,588	185,354	203,500	224,105	238,853
812-837	Public administration - Administration publique	36,679	36,911	38,993	46,916	51,319	52,724	51,452	50,569	49,574	47,500	46,552	45,286	45,493
451-484	Service producing industries - Branches													
501-999	productrices de services	282,570	292,952	311,800	347,292	373,055	379,516	383,590	389,095	403,144	405,230	431,083	471,961	498,338
041-999	Industrial aggregate - Ensemble des industries	414,753	427,123	459,131	507,273	548,837	554,765	551,271	558,049	584,019	585,503	623,929	691,292	735,796
BRITISH COLUMBIA COLOMBIE-BRITANNIQUE														
041-051	Logging and forestry - Exploitation forestière et serv. forestiers	11,690	15,530	16,185	18,157	16,592	18,949	18,358	21,191	23,383	24,952	26,172	26,517	23,949
061-092	Mining (incl. milling), quarrying and oil wells Mines (y compris broyage), carrières et puits de pétrole	10,993	11,145	12,810	12,573	13,127	12,740	10,608	8,993	10,374	12,022	12,136	13,310	14,126
101-399	Manufacturing - Industries manufacturières	82,242	94,078	102,100	109,188	115,151	104,357	103,806	108,295	114,567	116,462	123,864	127,946	131,182
401-449	Construction - Construction	23,203	26,514	29,360	37,706	43,882	40,274	42,731	42,836	45,952	47,559	48,677	52,292	52,130
041-449	Goods producing industries - Branches													
491-499	productrices de biens	133,690	153,083	166,331	183,832	195,681	184,005	183,986	191,207	204,070	210,986	221,420	230,524	232,943
451-499	Transportation, storage, comm. & other utilities - Transp., entreposage, comm. et autres services publics	67,493	68,545	71,289	78,647	78,114	80,830	79,379	84,422	90,858	95,324	88,866	91,517	95,089
501-692	Trade - Commerce	71,558	77,591	83,022	88,996	101,368	103,788	105,802	112,032	114,400	126,489	126,648	131,218	135,897

Annual Estimates of Employment, Earnings and Hours, 1986-1998, Statistics Canada
Estimations annuelles de l'emploi, des gains et de la durée du travail, 1986-1998, Statistique Canada

Table 3A

Estimates of Total Weekly Payrolls, for All Employees, for Selected Industries,
Canada, Provinces and Territories.

Tableau 3A

Estimations de la rémunération brute, pour l'ensemble des salariés, pour une
sélection d'industries, Canada, provinces et territoires.

SIC 1980 CTI	Industry Industrie	DOLLARS IN THOUSANDS - DOLLARS EN MILLIERS												
		1986	1987	1988	1989	1990	1991	1992	1993	1994	1995	1996	1997	1998
BRITISH COLUMBIA COLOMBIE-BRITANNIQUE														
701-761	Finance, insurance & real estate - Finances, assur. & affaires immobilières	27,268	31,554	32,860	39,081	41,859	45,333	48,240	57,645	57,654	57,652	62,109	67,411	65,707
771-779 851-999	Comm., business & pers. services - Services socio-culturels, comm. et pers.	134,788	143,135	157,308	176,073	200,284	211,957	224,304	239,848	260,111	289,396	308,987	318,333	325,172
812-837	Public administration - Administration publique	37,274	36,272	37,439	43,911	47,907	51,702	54,145	57,681	58,805	58,662	58,272	56,881	56,566
451-484 501-999	Service producing industries - Branches productrices de services	332,820	351,283	376,043	420,498	462,603	485,925	503,385	541,735	572,035	617,532	634,311	654,902	666,875
041-999	Industrial aggregate - Ensemble des industries	466,510	504,365	542,374	604,330	658,284	669,930	687,372	732,943	776,105	828,518	855,731	885,426	899,817
YUKON														
401-449	Construction - Construction	390	194	258	521	402	439	402	410	488	530	670	607	558
041-449 491-499	Goods producing industries - Branches productrices de biens	906	1,008	1,246	1,419	1,239	1,170	1,471	1,242	1,336	1,461	1,999	2,066	1,591
451-499	Transportation, storage, comm. & other utilities - Transp., entreposage, comm. et autres services publics	1,198	1,100	1,251	1,318	1,259	1,150	1,234	1,072	1,061	1,050	1,126	1,180	1,292
501-692	Trade - Commerce	601	577	603	685	732	729	729	775	836	782	892	940	957
771-779 851-999	Comm., business & pers. services - Services socio-culturels, comm. et pers.	942	980	1,086	1,344	1,420	1,625	1,880	2,045	2,325	2,408	2,618	2,701	2,853
812-837	Public administration - Administration publique	1,053	1,242	1,598	2,051	2,109	2,263	2,426	2,509	2,367	2,258	2,390	2,829	3,212
451-484 501-999	Service producing industries - Branches productrices de services	3,871	3,954	4,703	5,590	5,718	5,920	6,478	6,568	6,757	6,684	7,246	7,841	8,576
041-999	Industrial aggregate - Ensemble des industries	4,776	4,962	5,950	7,009	6,958	7,090	7,949	7,810	8,094	8,144	9,245	9,908	10,167
NORTHWEST TERRITORIES TERRITOIRES DU NORD-OUEST														
401-449	Construction - Construction	342	381	488	436	534	550	560	727	878	974	967	1,216	1,426
041-449 491-499	Goods producing industries - Branches productrices de biens	2,713	2,703	3,144	3,207	3,383	3,042	2,888	2,783	3,083	3,305	3,681	4,188	3,919
451-499	Transportation, storage, comm. & other utilities - Transp., entreposage, comm. et autres services publics	1,216	1,124	1,154	1,547	1,612	1,536	1,847	1,704	1,770	1,985	1,958	2,047	1,840
501-692	Trade - Commerce	489	532	613	665	815	939	1,028	1,039	1,166	1,287	1,390	1,511	1,556

Annual Estimates of Employment, Earnings and Hours, 1986-1998, Statistics Canada
Estimations annuelles de l'Emploi, des gains et de la durée du travail, 1986-1998, Statistique Canada

Table 3A
Estimates of Total Weekly Payrolls, for All Employees, for Selected Industries,
Canada, Provinces and Territories.

Tableau 3A
Estimations de la rémunération brute, pour l'ensemble des salariés, pour une
sélection d'industries, Canada, provinces et territoires.

SIC 1980 CTI	Industry Industrie	DOLLARS IN THOUSANDS - DOLLARS EN MILLIERS												
		1986	1987	1988	1989	1990	1991	1992	1993	1994	1995	1996	1997	1998
NORTHWEST TERRITORIES TERRITOIRES DU NORD-OUEST														
701-761	Finance, insurance & real estate - Finances, assur. & affaires immobilières	467	536	622	610	622	624	700	718	766	826	884	744	772
771-779	Comm., business & pers. services - Services socio-culturels, comm. et pers.	2,392	2,601	2,913	3,557	3,554	3,503	3,815	4,236	4,705	5,001	5,443	5,585	5,545
812-837	Public administration - Administration publique	3,419	3,544	4,261	4,347	4,502	5,071	4,964	5,001	4,588	4,694	4,987	4,582	5,072
451-484	Service producing industries - Branches productrices de services	7,888	8,198	9,398	10,506	10,897	11,524	11,957	12,312	12,591	13,340	14,193	13,970	14,289
041-999	Industrial aggregate - Ensemble des industries	10,601	10,900	12,542	13,713	14,280	14,566	14,845	15,095	15,674	16,645	17,874	18,158	18,209

Annual Estimates of Employment, Earnings and Hours, 1986-1998, Statistics Canada
Estimations annuelles de l'Emploi, des gains et de la durée du travail, 1986-1998, Statistique Canada

Table 3B

Tableau 3B

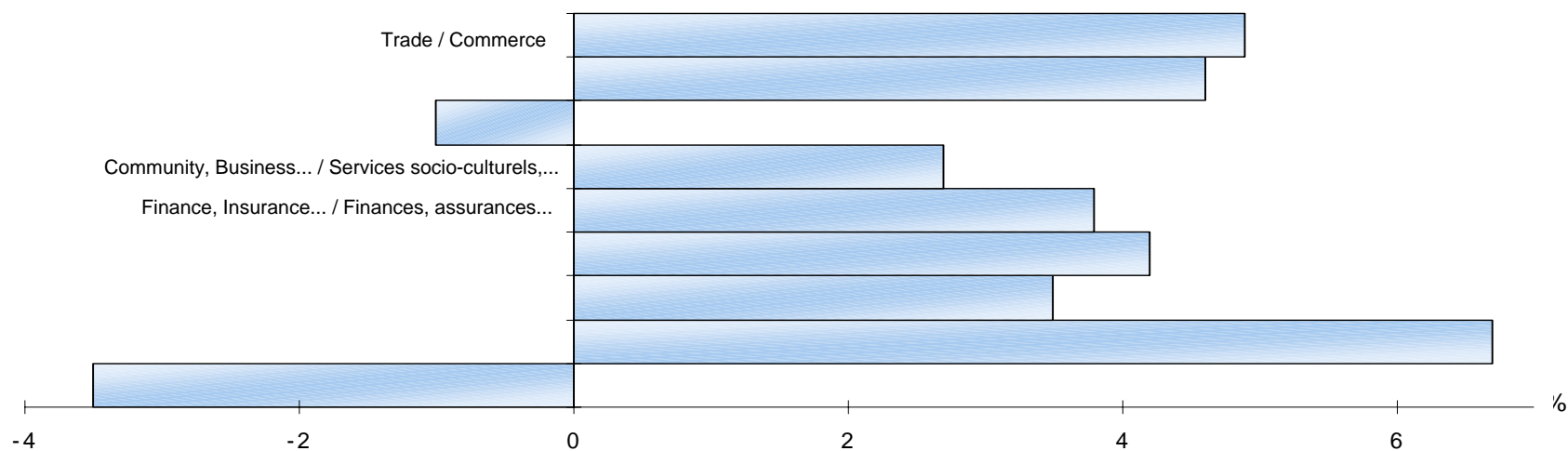
Growth Rates for the Estimates of Total Weekly Payrolls, for All Employees, for Selected industries, Canada, Provinces and Territories.

The 1998 total weekly payrolls in Canada increased in all major industries with the exception of Public Administration and Logging and Forestry.

Taux de croissance pour les estimations de la rémunération hebdomadaire brute, pour l'ensemble des salariés, pour une sélection d'industries, le Canada, les provinces et les territoires.

En 1998, la rémunération hebdomadaire brute a augmenté dans toutes les industries majeures du Canada à l'exception de l'administration publique et de l'exploitation forestière et des services forestiers.

1998 Growth Rates, Canada / Taux de croissance en 1998, Canada



**Canada, Provinces and Territories/
Canada, Provinces et Territoires**

Page

88

Table 3B

Growth Rates for the Estimates of Total Weekly Payrolls, for All Employees, for Selected Industries, Canada, Provinces and Territories.

Tableau 3B

Taux de croissance pour les estimations de la rémunération brute, pour l'ens. des salariés, pour une sélection d'industries, Canada, provinces et territoires.

SIC 1980 CTI	Industry Industrie	GROWTH RATES - TAUX DE CROISSANCE												
		1986	1987	1988	1989	1990	1991	1992	1993	1994	1995	1996	1997	1998
CANADA														
041-051	Logging and forestry - Exploitation forestière et serv. forestiers	-4.4%	17.6%	1.2%	10.0%	-6.1%	4.6%	0.4%	8.1%	4.5%	4.2%	0.7%	4.9%	-3.5%
061-092	Mining (incl. milling), quarrying and oil wells Mines (y compris broyage), carrières et puits de pétrole	-4.3	1.5	10.7	3.4	3.4	0.8	-9.3	-3.8	10.7	1.2	2.4	11.2	4.6
101-399	Manufacturing - Industries manufacturières	6.3	9.0	6.8	6.9	-1.2	-6.5	-1.2	2.3	4.8	3.9	5.6	6.5	6.7
401-449	Construction - Construction	8.0	9.9	9.8	16.1	3.7	-15.0	-8.7	-3.5	5.2	3.4	2.3	6.1	3.5
041-449	Goods producing industries - Branches													
491-499	productrices de biens	5.2	8.7	7.6	8.5	0.7	-6.6	-2.9	0.8	4.9	3.2	4.1	6.5	5.7
451-499	Transportation, storage, comm. & other utilities - Transp., entreposage, comm. et autres services publics	3.1	3.4	5.9	8.2	5.3	1.2	1.8	..	2.0	1.7	-1.3	4.1	4.2
501-692	Trade - Commerce	7.4	7.1	6.9	8.7	9.3	-3.1	-1.1	2.9	3.6	6.1	2.6	6.6	4.9
701-761	Finance, insurance & real estate - Finances, assur. & affaires immobilières	11.4	11.6	12.8	8.4	0.9	1.9	2.9	3.1	-0.8	2.1	8.6	9.1	3.8
771-779	Comm., business & pers. services - Services													
851-999	socio-culturels, comm. et pers.	5.9	9.7	8.5	10.1	8.9	3.3	2.7	3.2	3.2	3.6	3.9	3.7	2.7
812-837	Public administration - Administration publique	5.7	4.2	5.6	8.8	10.1	4.2	3.5	1.0	..	-2.2	-4.2	-2.8	-1.0
451-484	Service producing industries - Branches													
501-999	productrices de services	6.3	7.7	7.8	9.3	7.6	1.5	1.9	2.5	2.3	3.1	2.6	4.2	3.0
041-999	Industrial aggregate - Ensemble des industries	5.9	8.0	7.8	9.0	5.4	-1.0	0.5	2.0	3.1	3.1	3.0	4.9	3.8
NEWFOUNDLAND TERRE-NEUVE														
041-051	Logging and forestry - Exploitation forestière et serv. forestiers	-12.9	35.8	7.6	1.3	5.8	-4.3	4.0	-5.6	24.9	7.7	-0.4	25.4	-20.6
061-092	Mining (incl. milling), quarrying and oil wells Mines (y compris broyage), carrières et puits de pétrole	-12.7	6.9	25.4	7.8	7.8	-9.2	-14.8	2.3	14.2	-3.5	3.8	16.1	21.9
101-399	Manufacturing - Industries manufacturières	5.2	20.6	10.8	6.1	-5.3	-8.0	-10.1	-7.0	0.8	7.1	2.6	8.9	18.4
401-449	Construction - Construction	34.2	2.2	28.7	23.2	-6.7	-9.8	6.0	37.2	40.8	0.6	-10.3	-54.1	-3.0
041-449	Goods producing industries - Branches													
491-499	productrices de biens	5.7	13.5	16.2	10.2	-1.8	-7.1	-5.5	5.4	17.7	2.2	-2.9	-11.5	10.8
451-499	Transportation, storage, comm. & other utilities - Transp., entreposage, comm. et autres services publics	-6.6	-2.0	6.0	9.7	9.7	-0.5	..	-3.3	3.5	0.2	-3.1	3.9	2.7

Annual Estimates of Employment, Earnings and Hours, 1986-1998, Statistics Canada
Estimations annuelles de l'Emploi, des gains et de la durée du travail, 1986-1998, Statistique Canada

Table 3B

Growth Rates for the Estimates of Total Weekly Payrolls, for All Employees, for Selected Industries, Canada, Provinces and Territories.

Tableau 3B

Taux de croissance pour les estimations de la rémunération brute, pour l'ens. des salariés, pour une sélection d'industries, Canada, provinces et territoires.

SIC 1980 CTI	Industry Industrie	GROWTH RATES - TAUX DE CROISSANCE												
		1986	1987	1988	1989	1990	1991	1992	1993	1994	1995	1996	1997	1998
NEWFOUNDLAND TERRE-NEUVE														
501-692	Trade - Commerce	10.6%	17.8%	13.5%	11.9%	10.3%	-6.7%	-4.3%	0.7%	11.4%	1.1%	3.1%	6.0%	7.0%
701-761	Finance, insurance & real estate - Finances, assur. & affaires immobilières	1.7	3.7	5.1	8.9	18.4	8.5	4.6	-2.8	12.1	4.7	1.7	10.1	-7.2
771-779 851-999	Comm., business & pers. services - Services socio-culturels, comm. et pers.	4.5	12.9	9.5	9.3	5.2	1.1	0.8	4.0	-1.7	1.7	-1.7	0.5	2.9
812-837	Public administration - Administration publique	6.6	7.1	6.0	10.2	10.4	3.4	0.4	0.7	-4.0	2.0	-1.1	-7.7	-2.4
451-484 501-999	Service producing industries - Branches productrices de services	3.6	9.8	8.6	9.9	8.2	0.2	..	1.7	0.9	1.7	-0.7	0.8	1.9
041-999	Industrial aggregate - Ensemble des industries	4.1	10.7	10.5	10.0	5.5	-1.6	-1.3	2.5	4.8	1.9	-1.3	-2.3	4.0
PRINCE EDWARD ISLAND ILE-DU-PRINCE-ÉDOUARD														
101-399	Manufacturing - Industries manufacturières	6.0	8.7	13.3	11.4	3.4	-2.7	13.6	-3.4	5.7	16.6	26.9	35.3	6.9
401-449	Construction - Construction	15.4	17.5	24.0	-1.6	20.1	-10.5	4.5	0.1	2.4	130.7	43.7	-57.9	7.0
041-449 491-499	Goods producing industries - Branches productrices de biens	9.7	12.6	16.9	5.7	10.5	-4.9	9.1	-0.3	4.0	54.8	33.8	-21.0	6.8
451-499	Transportation, storage, comm. & other utilities - Transp., entreposage, comm. et autres services publics	3.9	11.4	6.9	1.4	4.7	4.6	2.1	3.9	-4.7	-2.0	-3.6	4.0	7.8
501-692	Trade - Commerce	7.3	20.4	5.7	7.6	8.1	-10.9	-2.1	11.6	0.4	9.5	9.2	-2.0	-2.7
701-761	Finance, insurance & real estate - Finances, assur. & affaires immobilières	6.3	12.4	13.9	-0.3	4.6	-5.5	29.0	9.6	3.7	5.4	-7.0	19.5	23.8
771-779 851-999	Comm., business & pers. services - Services socio-culturels, comm. et pers.	10.9	17.3	13.2	10.8	9.0	4.3	3.2	3.0	1.2	6.6	10.3	1.9	5.7
812-837	Public administration - Administration publique	2.4	9.8	3.0	-0.8	13.1	3.1	5.1	-1.3	2.8	-2.5	0.2	-0.6	1.9
451-484 501-999	Service producing industries - Branches productrices de services	6.7	14.7	8.5	5.5	9.0	0.8	4.0	3.6	1.0	4.1	5.4	2.1	4.9
041-999	Industrial aggregate - Ensemble des industries	7.1	14.4	9.8	5.5	9.2	-0.2	4.8	3.0	1.5	12.5	11.8	-4.2	5.3
NOVA SCOTIA NOUVELLE-ÉCOSSE														
041-051	Logging and forestry - Exploitation forestière et serv. forestiers	1.9	-8.4	10.1	9.9	13.0	-21.1	0.8	15.0	28.4	-6.3	-5.7	14.8	-19.5

Annual Estimates of Employment, Earnings and Hours, 1986-1998, Statistics Canada
Estimations annuelles de l'Emploi, des gains et de la durée du travail, 1986-1998, Statistique Canada

Table 3B

Growth Rates for the Estimates of Total Weekly Payrolls, for All Employees, for Selected Industries, Canada, Provinces and Territories.

Tableau 3B

Taux de croissance pour les estimations de la rémunération brute, pour l'ens. des salariés, pour une sélection d'industries, Canada, provinces et territoires.

SIC 1980 CTI	Industry Industrie	GROWTH RATES - TAUX DE CROISSANCE												
		1986	1987	1988	1989	1990	1991	1992	1993	1994	1995	1996	1997	1998
NOVA SCOTIA NOUVELLE-ÉCOSSE														
061-092	Mining (incl. milling), quarrying and oil wells Mines (y compris broyage), carrières et puits de pétrole	15.2%	5.7%	2.6%	-19.0%	15.4%	6.5%	-8.8%	-1.7%	11.7%	-5.9%	-20.5%	4.9%	-8.7%
101-399	Manufacturing - Industries manufacturières	4.6	16.1	9.9	4.2	0.3	-3.1	4.6	-3.9	4.1	4.8	4.2	5.7	10.9
401-449	Construction - Construction	13.9	18.9	10.4	25.0	4.3	-13.1	-16.0	4.1	-6.8	3.7	1.6	16.1	3.0
041-449	Goods producing industries - Branches													
491-499	productrices de biens	7.4	14.1	9.0	7.0	3.8	-5.5	-2.3	-1.2	3.1	3.3	0.9	7.2	6.0
451-499	Transportation, storage, comm. & other utilities - Transp., entreposage, comm. et autres services publics	5.2	5.5	1.6	5.5	8.7	-4.1	1.0	0.4	2.3	-3.2	2.6	5.0	1.1
501-692	Trade - Commerce	3.2	6.8	11.0	19.0	11.7	-4.8	-0.3	6.7	5.2	4.6	1.1	8.8	8.5
701-761	Finance, insurance & real estate - Finances, assur. & affaires immobilières	3.4	7.4	12.1	11.1	6.9	2.2	5.7	3.2	4.5	5.1	5.5	5.8	..
771-779	Comm., business & pers. services - Services	6.7	6.8	9.3	9.0	6.0	6.0	2.2	2.0	2.1	..	3.7	3.9	2.4
851-999	socio-culturels, comm. et pers.													
812-837	Public administration - Administration publique	5.0	6.3	3.8	9.0	11.4	2.0	-0.3	2.5	-2.7	-3.2	-2.1	-5.2	-1.1
451-484	Service producing industries - Branches													
501-999	productrices de services	5.4	6.6	7.6	10.4	8.2	1.7	1.5	2.8	1.9	0.1	2.4	3.9	2.8
041-999	Industrial aggregate - Ensemble des industries	5.9	8.5	8.0	9.4	7.0	-0.2	0.6	1.8	2.2	0.9	2.0	4.7	3.6
NEW BRUNSWICK NOUVEAU-BRUNSWICK														
041-051	Logging and forestry - Exploitation forestière et serv. forestiers	27.8	-19.2	20.9	8.1	-16.7	25.2	-15.2	10.0	-16.9	35.4	-7.6	17.9	-22.1
061-092	Mining (incl. milling), quarrying and oil wells Mines (y compris broyage), carrières et puits de pétrole	-3.6	7.8	3.7	6.7	-18.4	0.7	5.3	-3.1	-0.6	17.8	7.1	7.9	-0.4
101-399	Manufacturing - Industries manufacturières	12.5	13.3	11.9	7.6	-0.7	-3.1	1.0	-2.0	1.8	5.3	-3.9	9.4	9.6
401-449	Construction - Construction	27.7	16.9	25.3	34.2	0.2	-2.4	-6.6	-1.7	-6.1	0.3	5.5	-2.5	4.8
041-449	Goods producing industries - Branches													
491-499	productrices de biens	13.9	9.6	13.6	13.0	-1.9	-0.1	-1.5	-0.7	-2.5	6.7	-2.4	8.1	3.7
451-499	Transportation, storage, comm. & other utilities - Transp., entreposage, comm. et autres services publics	4.7	-0.5	-0.9	9.4	5.2	3.4	2.6	3.4	-1.5	4.0	3.9	-2.7	-3.1
501-692	Trade - Commerce	8.0	5.0	7.9	8.2	11.7	5.6	-5.8	5.1	9.0	4.9	4.0	6.9	5.4

Annual Estimates of Employment, Earnings and Hours, 1986-1998, Statistics Canada
Estimations annuelles de l'Emploi, des gains et de la durée du travail, 1986-1998, Statistique Canada

Table 3B

Growth Rates for the Estimates of Total Weekly Payrolls, for All Employees, for Selected Industries, Canada, Provinces and Territories.

Tableau 3B

Taux de croissance pour les estimations de la rémunération brute, pour l'ens. des salariés, pour une sélection d'industries, Canada, provinces et territoires.

SIC 1980 CTI	Industry Industrie	GROWTH RATES - TAUX DE CROISSANCE												
		1986	1987	1988	1989	1990	1991	1992	1993	1994	1995	1996	1997	1998
NEW BRUNSWICK NOUVEAU-BRUNSWICK														
701-761	Finance, insurance & real estate - Finances, assur. & affaires immobilières	11.7%	8.1%	1.6%	7.3%	4.7%	1.1%	-3.7%	1.5%	3.5%	12.2%	1.3%	15.4%	6.6%
771-779 851-999	Comm., business & pers. services - Services socio-culturels, comm. et pers.	4.8	9.1	6.7	10.0	11.5	4.6	1.4	4.4	1.1	1.1	2.6	6.1	3.3
812-837	Public administration - Administration publique	8.1	5.8	2.3	7.9	7.7	5.9	3.0	5.7	-4.7	5.3	0.2	-10.8	1.1
451-484 501-999	Service producing industries - Branches productrices de services	6.3	6.0	4.4	8.9	9.2	4.5	0.2	4.4	1.5	3.6	3.1	2.2	3.0
041-999	Industrial aggregate - Ensemble des industries	8.5	7.0	7.2	10.2	5.5	3.1	-0.3	2.9	0.4	4.5	1.5	3.8	3.2
QUÉBEC														
041-051	Logging and forestry - Exploitation forestière et serv. forestiers	-1.4	23.0	-2.5	13.7	-5.3	-1.4	4.5	6.8	-0.8	-3.5	1.2	14.5	4.8
061-092	Mining (incl. milling), quarrying and oil wells - Mines (y compris broyage), carrières et puits de pétrole	-1.2	3.9	9.3	0.4	8.4	-1.8	-3.4	-11.6	14.0	-0.9	1.9	10.7	6.6
101-399	Manufacturing - Industries manufacturières	7.1	9.3	7.1	6.5	-0.3	-3.3	-2.2	2.7	-0.4	4.8	5.5	6.5	9.5
401-449	Construction - Construction	2.7	8.9	10.8	15.4	-4.4	-20.1	-13.5	2.5	7.6	1.1	-6.4	1.9	5.2
041-449 491-499	Goods producing industries - Branches productrices de biens	5.1	9.4	8.0	8.2	-0.7	-5.6	-3.7	2.6	1.3	3.3	2.1	5.1	8.7
451-499	Transportation, storage, comm. & other utilities - Transp., entreposage, comm. et autres services publics	1.4	6.5	5.5	6.7	3.3	3.5	1.9	0.9	4.0	1.7	-5.7	-2.1	4.6
501-692	Trade - Commerce	11.0	9.7	6.4	5.9	10.9	-5.9	-5.8	4.1	4.1	4.5	1.8	6.0	2.7
701-761	Finance, insurance & real estate - Finances, assur. & affaires immobilières	10.5	4.4	18.4	5.4	0.3	7.0	1.1	-5.9	-5.3	0.2	5.5	9.7	2.0
771-779 851-999	Comm., business & pers. services - Services socio-culturels, comm. et pers.	4.3	8.3	10.6	9.2	7.6	3.4	1.9	0.5	0.3	2.5	2.2	2.6	-0.7
812-837	Public administration - Administration publique	3.3	7.5	3.7	3.5	11.5	2.9	4.1	..	-0.4	-3.5	-4.4	-1.9	-1.0
451-484 501-999	Service producing industries - Branches productrices de services	5.8	7.7	8.8	7.2	7.4	1.5	0.6	0.3	0.9	1.8	0.8	3.0	0.6
041-999	Industrial aggregate - Ensemble des industries	5.6	8.3	8.5	7.5	4.8	-0.7	-0.7	0.9	1.0	2.2	1.1	3.6	3.0

Annual Estimates of Employment, Earnings and Hours, 1986-1998, Statistics Canada
Estimations annuelles de l'Emploi, des gains et de la durée du travail, 1986-1998, Statistique Canada

Table 3B

Growth Rates for the Estimates of Total Weekly Payrolls, for All Employees, for Selected Industries, Canada, Provinces and Territories.

Tableau 3B

Taux de croissance pour les estimations de la rémunération brute, pour l'ens. des salariés, pour une sélection d'industries, Canada, provinces et territoires.

SIC 1980 CTI	Industry Industrie	GROWTH RATES - TAUX DE CROISSANCE												
		1986	1987	1988	1989	1990	1991	1992	1993	1994	1995	1996	1997	1998
ONTARIO														
041-051	Logging and forestry - Exploitation forestière et serv. forestiers	1.6%	2.4%	-7.0%	3.4%	-6.4%	-6.9%	10.6%	-5.1%	-1.9%	3.5%	-10.9%	-2.2%	13.3%
061-092	Mining (incl. milling), quarrying and oil wells Mines (y compris broyage), carrières et puits de pétrole	..	9.3	13.3	6.0	-3.7	-13.7	-2.6	3.6	-6.7	15.1	4.3	0.1	-8.9
101-399	Manufacturing - Industries manufacturières	6.9	7.6	6.1	7.1	-3.8	-7.8	-1.4	2.4	7.6	3.4	4.9	6.3	5.7
401-449	Construction - Construction	16.6	12.0	8.3	14.1	2.4	-15.4	-13.8	-11.9	2.3	3.8	4.5	7.8	1.4
041-449	Goods producing industries - Branches													
491-499	productrices de biens	8.2	8.3	6.7	8.3	-1.7	-8.5	-3.2	-0.5	5.7	3.2	4.5	6.3	4.8
451-499	Transportation, storage, comm. & other utilities - Transp., entreposage, comm. et autres services publics	5.7	4.5	7.3	9.3	7.2	0.2	2.7	-2.0	-0.1	0.4	3.2	7.4	5.8
501-692	Trade - Commerce	9.6	5.2	6.7	11.4	8.4	-4.6	2.5	1.1	1.3	5.6	3.3	6.4	5.3
701-761	Finance, insurance & real estate - Finances, assur. & affaires immobilières	16.2	16.2	14.7	8.4	-1.6	-1.9	2.3	4.3	-0.6	2.4	10.8	8.7	4.9
771-779	Comm., business & pers. services - Services													
851-999	socio-culturels, comm. et pers.	7.5	13.1	7.7	10.5	9.1	2.8	1.7	4.2	3.3	3.6	2.5	3.0	3.3
812-837	Public administration - Administration publique	6.9	4.3	8.0	8.0	10.3	5.1	5.4	0.7	1.5	-2.5	-7.7	-2.8	-3.5
451-484	Service producing industries - Branches													
501-999	productrices de services	8.6	9.7	8.3	10.0	7.2	0.4	2.5	2.6	1.9	2.9	2.6	4.3	3.5
041-999	Industrial aggregate - Ensemble des industries	8.4	9.2	7.7	9.4	4.0	-2.6	0.7	1.7	3.1	3.0	3.2	4.9	3.9
MANITOBA														
061-092	Mining (incl. milling), quarrying and oil wells Mines (y compris broyage), carrières et puits de pétrole	-14.0	0.2	15.4	26.1	-2.1	-4.7	1.4	-2.3	-8.1	2.0	-14.6	25.4	-2.9
101-399	Manufacturing - Industries manufacturières	6.5	9.1	5.0	4.5	1.1	-10.8	..	-1.0	1.1	10.0	12.2	7.3	8.2
401-449	Construction - Construction	20.8	14.5	-2.0	-5.1	6.3	-11.0	1.0	-12.3	17.3	6.4	0.2	3.2	6.1
041-449	Goods producing industries - Branches													
491-499	productrices de biens	7.1	9.8	4.2	4.1	2.5	-9.3	1.0	-3.2	2.9	8.4	7.1	6.8	6.2
451-499	Transportation, storage, comm. & other utilities - Transp., entreposage, comm. et autres services publics	1.5	1.7	7.0	8.6	2.8	0.8	1.2	-1.4	3.1	3.6	2.2	0.4	-0.6
501-692	Trade - Commerce	7.5	9.7	0.1	-1.3	7.8	-5.5	-2.7	3.7	12.9	4.6	4.6	5.2	8.9
701-761	Finance, insurance & real estate - Finances, assur. & affaires immobilières	10.8	10.0	4.8	8.2	1.2	9.4	-0.6	5.2	-1.2	-3.1	6.0	8.4	15.2

Annual Estimates of Employment, Earnings and Hours, 1986-1998, Statistics Canada
Estimations annuelles de l'Emploi, des gains et de la durée du travail, 1986-1998, Statistique Canada

Table 3B

Growth Rates for the Estimates of Total Weekly Payrolls, for All Employees, for Selected Industries, Canada, Provinces and Territories.

Tableau 3B

Taux de croissance pour les estimations de la rémunération brute, pour l'ens. des salariés, pour une sélection d'industries, Canada, provinces et territoires.

SIC 1980 CTI	Industry Industrie	GROWTH RATES - TAUX DE CROISSANCE												
		1986	1987	1988	1989	1990	1991	1992	1993	1994	1995	1996	1997	1998
MANITOBA														
771-779 851-999	Comm., business & pers. services - Services socio-culturels, comm. et pers.	7.7%	7.8%	8.8%	7.1%	8.0%	-0.8%	5.6%	1.3%	4.2%	4.5%	4.3%	2.1%	5.8%
812-837	Public administration - Administration publique	6.9	2.5	3.7	4.7	6.8	2.0	5.2	1.3	-0.7	-1.3	-0.9	-3.7	7.7
451-484 501-999	Service producing industries - Branches productrices de services	6.5	6.3	5.7	5.6	6.1	-0.1	2.7	1.6	4.2	2.7	3.4	2.2	6.5
041-999	Industrial aggregate - Ensemble des industries	6.7	7.2	5.3	5.2	5.2	-2.4	2.3	0.5	3.9	4.0	4.3	3.3	6.5
SASKATCHEWAN														
041-051	Logging and forestry - Exploitation forestière et serv. forestiers	9.2	1.0	0.2	8.0	2.9	-6.4	-3.9	18.3	33.4	-7.8	7.8	9.8	18.3
061-092	Mining (incl. milling), quarrying and oil wells Mines (y compris broyage), carrières et puits de pétrole	-8.0	-7.7	4.4	0.4	1.7	-4.3	2.4	-2.1	6.2	21.2	8.3	21.6	1.5
101-399	Manufacturing - Industries manufacturières	-0.6	9.2	7.3	9.1	5.5	-11.6	2.3	-1.2	14.5	3.7	4.8	7.1	5.8
401-449	Construction - Construction	9.4	17.1	-0.6	3.7	1.1	-14.6	-1.4	5.4	24.5	-3.2	5.1	19.9	11.4
041-449 491-499	Goods producing industries - Branches productrices de biens	0.2	5.6	3.4	5.8	3.9	-9.0	1.5	0.9	14.9	4.7	4.2	12.9	5.8
451-499	Transportation, storage, comm. & other utilities - Transp., entreposage, comm. et autres services publics	3.8	-2.6	4.0	4.7	3.4	1.8	0.2	0.2	4.5	0.2	-9.6	10.1	4.4
501-692	Trade - Commerce	4.1	6.4	3.6	1.7	2.9	1.0	2.0	6.3	2.0	11.4	2.5	6.4	6.6
701-761	Finance, insurance & real estate - Finances, assur. & affaires immobilières	4.4	5.9	4.7	-1.8	10.7	-4.3	3.0	4.8	3.6	9.3	12.1	7.6	11.3
771-779 851-999	Comm., business & pers. services - Services socio-culturels, comm. et pers.	5.4	7.0	5.1	3.2	9.1	4.4	2.9	-2.4	0.7	0.2	6.3	6.7	7.4
812-837	Public administration - Administration publique	6.7	3.0	3.3	12.6	9.1	-1.2	-1.0	-1.1	-4.0	0.7	3.0	..	4.2
451-484 501-999	Service producing industries - Branches productrices de services	5.0	4.7	4.6	3.9	7.2	1.6	1.7	0.2	0.8	3.3	3.5	6.4	7.0
041-999	Industrial aggregate - Ensemble des industries	3.9	4.9	4.3	4.3	6.5	-0.6	1.7	0.3	3.5	3.6	3.7	7.8	6.7
ALBERTA														
041-051	Logging and forestry - Exploitation forestière et serv. forestiers	4.3	26.7	5.6	9.0	10.8	6.0	-7.0	1.4	2.4	-7.8	2.2	1.4	20.0

Annual Estimates of Employment, Earnings and Hours, 1986-1998, Statistics Canada
Estimations annuelles de l'Emploi, des gains et de la durée du travail, 1986-1998, Statistique Canada

Table 3B

Growth Rates for the Estimates of Total Weekly Payrolls, for All Employees, for Selected Industries, Canada, Provinces and Territories.

Tableau 3B

Taux de croissance pour les estimations de la rémunération brute, pour l'ens. des salariés, pour une sélection d'industries, Canada, provinces et territoires.

SIC 1980 CTI	Industry Industrie	GROWTH RATES - TAUX DE CROISSANCE												
		1986	1987	1988	1989	1990	1991	1992	1993	1994	1995	1996	1997	1998
ALBERTA														
061-092	Mining (incl. milling), quarrying and oil wells Mines (y compris broyage), carrières et puits de pétrole	-6.6%	-1.5%	9.5%	4.7%	5.8%	9.0%	-12.9%	-2.7%	17.3%	-6.4%	1.9%	13.7%	10.0%
101-399	Manufacturing - Industries manufacturières	2.9	7.2	7.8	8.0	7.8	-2.3	1.9	3.8	3.4	4.7	12.7	11.4	7.3
401-449	Construction - Construction	-6.3	-3.7	14.7	17.1	19.8	-13.9	-0.4	2.3	-0.2	4.5	11.2	19.2	8.5
041-449	Goods producing industries - Branches													
491-499	productrices de biens	-3.0	1.5	9.8	8.6	9.9	-0.3	-4.3	0.8	7.1	-0.3	7.0	13.7	8.3
451-499	Transportation, storage, comm. & other utilities - Transp., entreposage, comm. et autres services publics	-0.2	-0.7	6.8	5.9	12.2	-1.6	3.8	-2.0	-3.3	1.8	1.5	9.5	2.4
501-692	Trade - Commerce	-2.9	5.6	10.3	8.9	5.0	2.7	-7.9	1.2	10.0	5.6	4.4	13.5	7.4
701-761	Finance, insurance & real estate - Finances, assur. & affaires immobilières	-1.6	6.6	3.1	9.4	5.8	0.8	8.1	-0.1	4.4	6.9	8.1	11.5	5.4
771-779	Comm., business & pers. services - Services													
851-999	socio-culturels, comm. et pers.	4.6	5.1	5.4	12.4	6.7	2.8	4.5	3.9	4.4	-2.2	9.8	10.1	6.6
812-837	Public administration - Administration publique	4.4	0.6	5.6	20.3	9.4	2.7	-2.4	-1.7	-2.0	-4.2	-2.0	-2.7	0.5
451-484	Service producing industries - Branches													
501-999	productrices de services	1.6	3.7	6.4	11.4	7.4	1.7	1.1	1.4	3.6	0.5	6.4	9.5	5.6
041-999	Industrial aggregate - Ensemble des industries	0.1	3.0	7.5	10.5	8.2	1.1	-0.6	1.2	4.7	0.3	6.6	10.8	6.4
BRITISH COLUMBIA COLOMBIE-BRITANNIQUE														
041-051	Logging and forestry - Exploitation forestière et serv. forestiers	-14.6	32.9	4.2	12.2	-8.6	14.2	-3.1	15.4	10.3	6.7	4.9	1.3	-9.7
061-092	Mining (incl. milling), quarrying and oil wells Mines (y compris broyage), carrières et puits de pétrole	0.7	1.4	14.9	-1.9	4.4	-2.9	-16.7	-15.2	15.3	15.9	0.9	9.7	6.1
101-399	Manufacturing - Industries manufacturières	2.8	14.4	8.5	6.9	5.5	-9.4	-0.5	4.3	5.8	1.7	6.4	3.3	2.5
401-449	Construction - Construction	-5.9	14.3	10.7	28.4	16.4	-8.2	6.1	0.2	7.3	3.5	2.3	7.4	-0.3
041-449	Goods producing industries - Branches													
491-499	productrices de biens	-1.0	14.5	8.7	10.5	6.4	-6.0	..	3.9	6.7	3.4	4.9	4.1	1.0
451-499	Transportation, storage, comm. & other utilities - Transp., entreposage, comm. et autres services publics	2.8	1.6	4.0	10.3	-0.7	3.5	-1.8	6.4	7.6	4.9	-6.8	3.0	3.9
501-692	Trade - Commerce	3.8	8.4	7.0	7.2	13.9	2.4	1.9	5.9	2.1	10.6	0.1	3.6	3.6

Annual Estimates of Employment, Earnings and Hours, 1986-1998, Statistics Canada
Estimations annuelles de l'Emploi, des gains et de la durée du travail, 1986-1998, Statistique Canada

Table 3B

Growth Rates for the Estimates of Total Weekly Payrolls, for All Employees, for Selected Industries, Canada, Provinces and Territories.

Tableau 3B

Taux de croissance pour les estimations de la rémunération brute, pour l'ens. des salariés, pour une sélection d'industries, Canada, provinces et territoires.

SIC 1980 CTI	Industry Industrie	GROWTH RATES - TAUX DE CROISSANCE												
		1986	1987	1988	1989	1990	1991	1992	1993	1994	1995	1996	1997	1998
BRITISH COLUMBIA COLOMBIE-BRITANNIQUE														
701-761	Finance, insurance & real estate - Finances, assur. & affaires immobilières	7.3%	15.7%	4.1%	18.9%	7.1%	8.3%	6.4%	19.5%	7.7%	8.5%	-2.5%
771-779 851-999	Comm., business & pers. services - Services socio-culturels, comm. et pers.	4.3	6.2	9.9	11.9	13.8	5.8	5.8	6.9	8.4%	11.3%	6.8	3.0	2.1
812-837	Public administration - Administration publique	7.4	-2.7	3.2	17.3	9.1	7.9	4.7	6.5	1.9	-0.2	-0.7	-2.4	-0.6
451-484 501-999	Service producing industries - Branches productrices de services	4.6	5.5	7.0	11.8	10.0	5.0	3.6	7.6	5.6	8.0	2.7	3.2	1.8
041-999	Industrial aggregate - Ensemble des industries	2.9	8.1	7.5	11.4	8.9	1.8	2.6	6.6	5.9	6.8	3.3	3.5	1.6
YUKON														
401-449	Construction - Construction	160.0	-50.2	32.7	102.0	-22.9	9.1	-8.4	2.0	19.2	8.5	26.4	-9.5	-8.1
041-449 491-499	Goods producing industries - Branches productrices de biens	41.9	11.3	23.6	13.9	-12.7	-5.6	25.8	-15.6	7.6	9.3	36.8	3.4	-23.0
451-499	Transportation, storage, comm. & other utilities - Transp., entreposage, comm. et autres services publics	10.0	-8.2	13.7	5.4	-4.4	-8.6	7.3	-13.2	-1.0	-1.0	7.3	4.7	9.5
501-692	Trade - Commerce	19.9	-4.1	4.6	13.5	6.9	-0.4	-0.1	6.3	7.9	-6.5	14.1	5.4	1.8
771-779 851-999	Comm., business & pers. services - Services socio-culturels, comm. et pers.	9.6	4.0	10.8	23.8	5.6	14.4	15.7	8.8	13.7	3.6	8.7	3.2	5.6
812-837	Public administration - Administration publique	8.5	17.9	28.6	28.4	2.8	7.3	7.2	3.4	-5.7	-4.6	5.9	18.3	13.6
451-484 501-999	Service producing industries - Branches productrices de services	11.2	2.1	19.0	18.8	2.3	3.5	9.4	1.4	2.9	-1.1	8.4	8.2	9.4
041-999	Industrial aggregate - Ensemble des industries	15.9	3.9	19.9	17.8	-0.7	1.9	12.1	-1.8	3.6	0.6	13.5	7.2	2.6
NORTHWEST TERRITORIES TERRITOIRES DU NORD-OUEST														
401-449	Construction - Construction	8.3	11.3	28.0	-10.7	22.6	3.0	1.7	29.8	20.8	10.9	-0.7	25.7	17.3
041-449 491-499	Goods producing industries - Branches productrices de biens	-11.1	-0.4	16.3	2.0	5.5	-10.1	-5.1	-3.6	10.8	7.2	11.4	13.8	-6.4
451-499	Transportation, storage, comm. & other utilities - Transp., entreposage, comm. et autres services publics	-0.6	-7.5	2.6	34.1	4.2	-4.7	20.2	-7.7	3.9	12.1	-1.3	4.5	-10.1
501-692	Trade - Commerce	-0.5	8.8	15.2	8.5	22.5	15.2	9.5	1.1	12.2	10.4	8.0	8.7	3.0

Annual Estimates of Employment, Earnings and Hours, 1986-1998, Statistics Canada
Estimations annuelles de l'Emploi, des gains et de la durée du travail, 1986-1998, Statistique Canada

Table 3B

Growth Rates for the Estimates of Total Weekly Payrolls, for All Employees, for Selected Industries, Canada, Provinces and Territories.

Tableau 3B

Taux de croissance pour les estimations de la rémunération brute, pour l'ens. des salariés, pour une sélection d'industries, Canada, provinces et territoires.

SIC 1980 CTI	Industry Industrie	GROWTH RATES - TAUX DE CROISSANCE												
		1986	1987	1988	1989	1990	1991	1992	1993	1994	1995	1996	1997	1998
NORTHWEST TERRITORIES TERRITOIRES DU NORD-OUEST														
701-761	Finance, insurance & real estate - Finances, assur. & affaires immobilières	27.9%	14.8%	15.9%	-1.8%	1.8%	0.3%	12.2%	2.7%	6.6%	7.9%	6.9%	-15.9%	3.8%
771-779 851-999	Comm., business & pers. services - Services socio-culturels, comm. et pers.	17.7	8.7	12.0	22.1	-0.1	-1.4	8.9	11.0	11.1	6.3	8.8	2.6	-0.7
812-837	Public administration - Administration publique	6.9	3.6	20.3	2.0	3.6	12.6	-2.1	0.7	-8.3	2.3	6.3	-8.1	10.7
451-484 501-999	Service producing industries - Branches productrices de services	9.2	3.9	14.6	11.8	3.7	5.8	3.8	3.0	2.3	5.9	6.4	-1.6	2.3
041-999	Industrial aggregate - Ensemble des industries	3.1	2.8	15.1	9.3	4.1	2.0	1.9	1.7	3.8	6.2	7.4	1.6	0.3

**Annual Estimates of Employment, Earnings and Hours, 1986-1998, Statistics Canada
Estimations annuelles de l'Emploi, des gains et de la durée du travail, 1986-1998, Statistique Canada**

Table 4

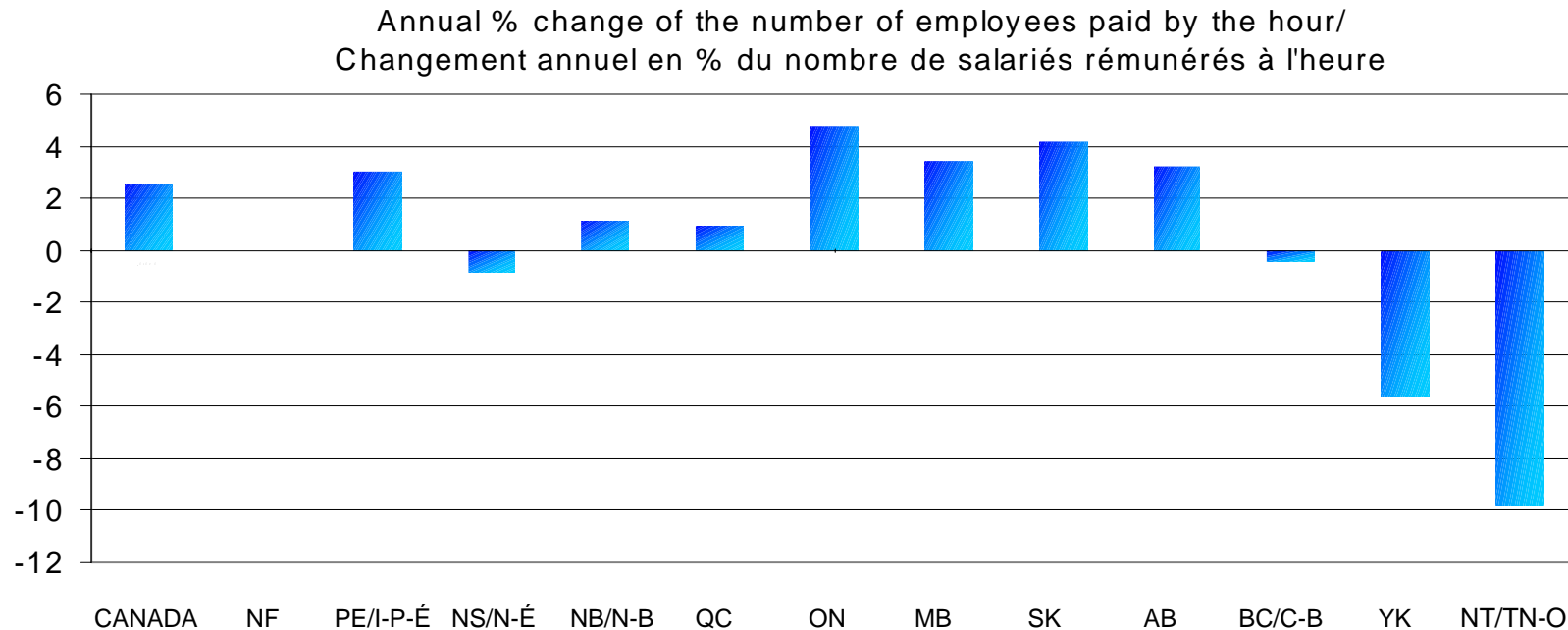
Tableau 4

Estimates of Employment, for Employees paid by the Hour, by industry, Canada, Provinces and Territories.

Estimations de l'emploi, pour les salariés rémunérés à l'heure, par industrie, Canada, provinces et territoires.

In 1998, five provinces exceeded the national annual average growth rate (2.54%) for the number of hourly paid employees.

En 1998, cinq provinces ont surpassé la moyenne du taux annuel de croissance nationale (2,54%) pour le nombre de salariés rémunérés à l'heure.



Canada
Provinces and Territories/Provinces et Territoires

Page
98
106

Table 4

Estimates of Employment, for Employees paid by the Hour, by Industry, Canada, Provinces and Territories.

Tableau 4

Estimations de l'emploi, pour les salariés rémunérés à l'heure, par industrie, Canada, provinces et territoires

SIC 1980 CTI	Industry Industrie	EMPLOYMENT IN THOUSANDS - EMPLOI EN MILLIERS												
		1986	1987	1988	1989	1990	1991	1992	1993	1994	1995	1996	1997	1998
CANADA														
041-051	Logging and forestry - Exploitation forestière et serv. forestiers	25.8	29.1	28.9	30.7	27.3	27.9	28.2	28.9	29.5	31.8	30.5	31.6	30.2
041	Logging - Exploitation forestière	25.4	28.1	27.4	28.1	24.2	24.7	23.8	25.0	25.6	27.5	26.0	27.1	25.7
051	Forestry services - Services forestiers	0.4	1.1	1.5	2.6	3.1	3.2	4.4	3.9	4.0	4.2	4.5	4.5	4.5
061-092	Mining (incl. milling), quarrying and oil wells Mines (y compris broyage), carrières et puits de pétrole	80.6	83.2	88.0	83.6	81.9	76.8	67.9	65.3	76.5	69.1	65.5	75.1	77.5
061-063	Mining - Mines	46.2	47.0	47.8	47.5	45.3	41.0	38.2	35.4	35.1	36.0	34.5	36.9	32.0
061	Metal mines - Mines de métaux	30.3	30.9	31.5	31.5	29.5	26.1	25.0	22.8	22.2	22.7	22.0	23.4	20.8
062	Non-metal mines (except coal) - Mines de minerais non métalliques (sauf le charbon)	8.4	8.8	8.5	8.5	8.0	7.2	7.3	7.2	7.3	7.3	6.5	7.5	6.5
063	Coal mines - Mines de charbon	7.5	7.2	7.8	7.6	7.8	7.7	6.0	5.4	5.6	5.9	6.0	6.0	4.8
071-071	Crude petroleum & natural gas - Pétrole brut et gaz naturel	7.8	6.8	7.4	7.3	7.6	7.6	8.4	5.4	7.2	6.5	8.9	12.4	16.1
081-082	Quarries and sand pits - Carrières et sablières	2.1	3.3	3.5	4.4	5.0	4.9	4.7	4.9	6.0	5.9	5.0	5.4	5.7
081	Stone quarries - Carrières	1.0	1.4	1.6	1.9	2.1	1.9	1.9	1.6	1.9	1.8	1.5	1.5	1.9
082	Sand and gravel pits - Sablières et gravières	1.1	1.9	1.9	2.5	2.9	2.9	2.8	3.4	4.1	4.1	3.6	3.9	3.9
091-092	Services incidental to mineral extraction - Industries des services miniers	24.4	26.0	29.3	24.4	24.0	23.3	16.6	19.5	28.1	20.7	17.0	20.5	23.6
091	Services incid. to crude petroleum & nat. gas - Services relat. au pétrole brut et au gas nat.	17.7	17.6	19.6	17.1	17.5	18.5	13.8	16.3	22.4	14.9	11.3	14.3	18.3
092	Services incidental to mining - Services relatifs à l'extraction minière	6.7	8.4	9.6	7.3	6.5	4.8	2.7	3.2	5.7	5.8	5.7	6.2	5.3
101-399	Manufacturing - Industries manufacturières	1,207.5	1,279.2	1,304.3	1,321.5	1,223.1	1,083.4	1,032.4	1,039.8	1,081.1	1,127.0	1,157.1	1,238.6	1,263.5
	Non-durable goods - Biens non durables	542.3	571.0	565.8	564.2	539.3	493.3	460.4	464.2	468.7	479.8	483.8	512.6	523.9
	Durable goods - Biens durables	665.2	708.2	738.5	757.3	683.7	590.1	572.0	575.6	612.4	647.2	673.3	726.1	739.5
101-109	Food - Aliments	127.1	139.6	142.1	139.4	137.1	130.1	126.0	122.4	125.1	125.2	125.6	130.4	136.7
101	Meat and poultry products - Viande & volaille	30.9	35.3	36.0	37.0	35.4	34.1	36.0	34.4	36.0	34.4	33.3	34.5	34.7
102	Fish products - Transformation du poisson	18.6	20.8	21.5	20.2	19.4	18.8	17.8	14.8	14.6	13.1	14.2	15.6	16.0
103	Fruit & vegetable - Fruits et légumes	14.6	16.4	16.1	15.1	14.8	12.7	12.2	12.1	10.8	12.1	12.0	13.1	11.2
104	Dairy products - Produits laitiers	12.4	13.3	13.7	14.0	15.3	15.4	12.2	11.8	13.0	14.7	14.0	15.0	16.2
105	Flour, cereal & feed - Farine, céréales et aliments pour animaux	9.4	9.5	9.6	9.5	9.2	9.1	7.5	8.6	8.9	8.6	8.9	9.5	11.7
106	Vegetable oil mills (ex. corn oil) - Huiles végétales (sauf l'huile de maïs)	0.4	0.5	0.5	0.5	0.5	0.5	0.5	0.4	0.3	0.8	1.2	1.0	0.8
107	Bakery products - Produits de boulangerie-pâtisserie	19.7	22.6	23.0	21.9	21.6	18.6	19.2	19.1	19.2	19.2	19.0	19.7	20.2
108	Sugar & sugar confectionery - Sucre et confiseries	5.4	5.5	5.6	5.4	5.4	5.5	6.1	6.5	5.7	8.1	6.8	5.2	6.4
109	Other food products - Autres produits alimentaires	15.7	15.6	16.1	15.7	15.6	15.4	14.5	14.7	16.7	14.3	16.0	16.7	19.3
111-114	Beverages - Boissons	21.3	20.5	20.9	20.0	19.8	17.5	16.5	16.3	16.9	16.9	15.8	17.3	18.8
121-122	Tobacco products - Produits du tabac	3.6	3.2	2.8	2.7	2.5	2.6	2.6	2.5	2.4	2.3	2.3	2.5	2.4
151-159	Rubber products - Produits en caoutchouc	16.1	17.2	16.3	15.9	15.6	13.5	12.3	14.7	15.2	15.9	16.2	16.7	16.2
161-169	Plastic products - Produits en matière plastique	29.7	35.5	39.0	43.4	43.0	41.4	29.7	32.3	35.5	37.4	39.0	43.5	48.4
171-171	Leather & allied products - Cuir et produits connexes	19.9	17.1	15.2	14.0	12.4	8.7	10.7	8.9	8.3	8.5	8.0	8.2	7.7
181-183	Primary textiles - Textiles de première transformation	17.5	17.8	17.4	15.7	14.1	12.7	13.6	12.1	12.8	14.0	14.1	14.0	14.4
191-199	Textile products - Produits textiles	21.7	22.7	22.7	20.2	18.2	17.8	16.4	17.9	19.5	18.9	18.7	21.0	22.7
243-249	Clothing - Habillement	76.5	78.8	77.0	72.3	67.5	53.6	45.5	52.9	50.4	52.2	53.2	58.2	62.6

Annual Estimates of Employment, Earnings and Hours, 1986-1998, Statistics Canada
Estimations annuelles de l'emploi, des gains et de la durée du travail, 1986-1998, Statistique Canada

Table 4

Estimates of Employment, for Employees paid by the Hour, by Industry, Canada, Provinces and Territories.

Tableau 4

Estimations de l'emploi, pour les salariés rémunérés à l'heure, par industrie, Canada, provinces et territoires

SIC	Industry	EMPLOYMENT IN THOUSANDS - EMPLOI EN MILLIERS												
		1986	1987	1988	1989	1990	1991	1992	1993	1994	1995	1996	1997	1998
1980														
CTI	Industrie													
CANADA														
243	Men's & boys' clothing - Vêtements pour hommes et garçonnets	25.2	24.4	24.1	22.8	21.2	18.0	17.3	17.7	17.6	20.2	18.6	19.4	20.8
244	Women's clothing - Vêtements pour dames	23.2	25.6	25.3	22.5	19.2	15.3	12.2	16.4	14.7	15.5	17.0	18.8	21.1
245-249	Clothing n.e.c. - Habillement n.c.a.	28.1	28.8	27.6	27.1	27.0	20.2	15.9	18.8	18.0	16.5	17.6	20.0	20.7
251-259	Wood - Bois	78.2	93.1	96.7	98.5	88.7	74.7	79.3	88.6	89.1	93.7	100.6	108.7	108.7
256-259	Wood n.e.c. - Bois n.c.a.	7.2	7.3	8.3	8.2	8.8	8.0	8.6	10.1	11.2	11.1	11.6	12.1	12.8
251	Sawmill, planing mill & shingle mill products - Scieries, ateliers de rabotage et usines de bardeaux	37.4	45.1	49.4	45.9	45.9	39.7	41.0	41.2	46.0	46.4	50.1	50.8	54.0
252	Veneer & plywood - Placages & contreplaqués	6.9	8.2	8.2	7.7	7.5	6.6	6.3	6.6	7.3	7.7	7.3	8.3	8.1
254	Sash, doors & other millwork - Portes, châssis et autres bois travaillés	26.7	32.5	30.8	36.7	26.5	18.3	18.9	21.4	24.1	23.9	24.6	29.4	33.7
261-269	Furniture & fixtures - Meubles et articles d'ameublement	44.2	44.3	45.5	47.3	40.8	36.7	33.0	32.6	33.9	34.5	36.6	44.1	45.3
261	Household furniture - Meubles de maison	27.2	26.1	27.2	27.4	22.4	20.2	17.1	17.3	16.2	16.7	16.0	18.8	18.8
264	Office furniture - Meubles de bureau	9.0	9.9	9.5	9.5	8.8	7.6	6.3	6.3	7.5	7.1	8.3	9.0	9.1
269	Other furniture & fixtures - Autres meubles et articles d'ameublement	8.0	8.3	8.7	10.4	9.6	8.9	9.6	9.0	10.2	10.7	12.3	16.3	17.4
271-279	Paper & allied products - Papier et produits connexes	89.1	93.2	94.6	95.2	91.8	85.0	77.7	74.6	72.6	73.5	72.3	72.4	70.2
271	Pulp & paper - Pâtes et papiers	63.3	65.5	65.8	65.5	62.8	58.9	52.5	50.5	48.5	49.3	47.4	46.4	44.0
272	Asphalt roofing - Papier-toiture asphalté	0.8	1.0	1.0	1.2	1.1	0.9	1.2	1.1	1.1	1.0	1.0	1.2	1.0
273	Paper boxes & bags - Boîtes en carton et sacs en papier	11.5	12.6	13.1	12.7	12.4	11.0	11.3	12.1	13.1	13.7	12.9	13.7	14.0
279	Other converted paper products - Autres produits en papier transformé	13.5	14.0	14.8	15.8	15.6	14.2	12.7	10.9	9.9	9.5	11.0	11.2	11.1
281-284	Printing, publishing & allied ind. - Imprimerie, édition et industries connexes	73.8	80.3	72.5	78.7	72.1	66.7	69.0	72.4	72.1	76.1	76.3	83.0	79.4
281	Commercial printing - Impression commerciale	42.0	44.9	39.4	45.1	40.1	35.5	38.4	41.9	39.8	42.7	40.6	42.5	38.2
282	Platemaking, typesetting & bindery - Clichage, composition et reliure	10.3	12.8	11.1	11.3	10.2	9.4	9.1	10.1	10.7	10.9	10.8	10.7	9.2
283	Publishing - Édition	6.8	7.3	7.6	7.3	6.9	7.5	7.9	7.1	8.8	9.3	11.4	14.5	16.8
284	Combined publishing & printing - Impression et édition combinées	14.7	15.3	14.4	15.0	15.0	14.3	13.6	13.3	12.8	13.1	13.5	15.4	15.1
291-299	Primary metals - Première transformation des métaux	73.0	73.5	75.6	74.7	64.6	59.9	56.9	57.6	58.8	61.7	61.1	61.1	62.1
291	Primary steel - Sidérurgie	35.7	35.8	36.2	36.0	28.9	27.0	25.6	24.7	23.7	25.4	25.1	25.6	25.6
292	Steel pipes & tubes - Tubes et tuyaux d'acier	4.2	4.4	4.8	4.4	4.1	4.7	4.2	4.3	4.1	4.2	4.5	4.1	4.2
294	Iron foundries - Fonderies de fer	5.9	6.3	6.6	5.8	5.0	4.1	3.8	4.3	5.6	5.9	4.8	3.8	4.0
295	Non-ferrous metal smelting & refining - Fonte et affinage des métaux non-ferreux	16.4	16.6	17.5	18.2	17.4	14.9	13.3	13.8	13.3	13.8	14.9	13.4	14.2
296	Aluminum rolling, casting & extruding - Laminage, moulage et ext. de l'aluminium	4.1	3.8	3.7	3.6	3.4	4.8	5.5	5.4	5.8	5.1	5.8	7.1	7.1
297	Copper & alloy rolling, casting & extruding - Laminage, moulage et extrusion du cuivre et de ses alliages	2.6	2.5	2.7	2.5	2.2	1.7	1.5	1.5	1.4	2.9	1.7	2.0	2.1
299	Other metal rolling, casting & extruding - Autre laminage, moulage et extrusion des métaux	4.2	4.0	4.1	4.2	3.7	2.8	3.0	3.6	5.0	4.5	4.4	4.9	4.9
301-309	Fabricated metal products - Fabrication des produits métalliques	115.4	121.8	124.1	126.6	118.2	101.2	98.5	94.5	100.0	105.3	109.8	123.4	131.9
301	Power boilers & heat exchangers - Chaudières à pression et échangeurs de chaleur	2.3	2.3	2.4	2.5	2.8	3.0	2.9	2.6	2.8	2.4	2.2	2.0	2.0
302	Fabricated structural metal products - Éléments de charpentes métalliques	11.8	13.6	15.5	16.9	15.9	12.1	11.3	10.1	11.5	11.2	10.8	13.0	15.0
303	Ornamental & architectural metal products - Produits métalliques d'ornement et d'architecture	14.2	16.7	17.1	18.3	16.5	11.9	10.6	9.8	8.7	8.4	11.5	11.3	12.2
304	Stamped, pressed & coated metal products - Embout., matriçage et revêtement des métaux	36.0	33.8	35.1	33.9	30.5	28.3	23.1	21.5	23.9	22.6	21.4	24.8	25.3

Annual Estimates of Employment, Earnings and Hours, 1986-1998, Statistics Canada
Estimations annuelles de l'emploi, des gains et de la durée du travail, 1986-1998, Statistique Canada

Table 4

Estimates of Employment, for Employees paid by the Hour, by Industry, Canada, Provinces and Territories.

Tableau 4

Estimations de l'emploi, pour les salariés rémunérés à l'heure, par industrie, Canada, provinces et territoires

SIC 1980 CTI	Industry Industrie	EMPLOYMENT IN THOUSANDS - EMPLOI EN MILLIERS												
		1986	1987	1988	1989	1990	1991	1992	1993	1994	1995	1996	1997	1998
CANADA														
305	Wire & wire products - Fil métallique et ses produits	12.1	11.7	12.1	12.3	11.3	9.3	9.5	9.0	7.7	8.3	9.1	10.3	11.4
306	Hardware, tools & cutlery - Articles de quincaillerie, d'outillage et coutellerie	16.2	18.5	16.9	14.5	13.7	13.1	14.9	13.6	20.7	17.0	18.5	21.5	23.5
307	Heating equipment - Matériel de chauffage	2.6	3.2	3.3	3.7	3.5	2.8	3.0	2.9	2.9	2.6	3.7	3.4	3.7
308	Machine shops - Ateliers d'usinage	13.4	14.9	13.8	15.9	15.7	13.2	15.4	15.8	14.1	20.8	21.4	23.2	23.5
309	Other metal fabricating - Autres produits en métal	6.8	7.1	8.0	8.6	8.3	7.4	7.9	9.2	7.8	11.9	11.1	13.8	15.2
311-319	Machinery (ex. elect. mach.) - Machinerie (sauf électrique)	47.8	48.1	52.3	60.5	49.2	38.7	36.2	42.2	49.9	56.7	61.7	70.1	66.8
311	Agricultural implements - Instruments aratoires	3.4	3.8	4.1	4.6	4.7	4.2	4.7	5.7	5.9	5.7	7.7	9.0	8.2
312	Commercial refrig. & air cond. equip. - Matériel commer. de réfrigération & climatisation	3.9	3.8	4.1	4.1	3.2	2.1	1.8	2.3	2.6	2.6	2.6	3.1	3.2
319	Other machinery & equipment - Autres machineries et équipements	40.5	40.6	44.1	51.7	41.3	32.4	29.6	34.3	41.4	48.4	51.4	58.0	55.4
321-329	Transportation equipment - Matériel de transport	147.7	157.5	165.8	172.0	160.1	142.2	141.6	145.2	154.4	160.0	163.1	165.8	168.2
321	Aircraft & aircraft parts - Aéronefs et pièces d'aéronefs	20.2	22.6	23.2	24.4	26.0	23.7	22.3	19.8	19.4	20.9	23.1	24.6	25.9
323	Motor vehicles - Véhicules automobiles	38.6	39.5	39.7	41.7	39.8	39.7	39.7	41.5	43.0	42.8	43.5	41.5	43.3
324	Truck & bus bodies & trailers - Carrosseries de camions, d'autobus et de remorques	9.0	10.7	11.8	11.4	9.5	6.7	8.1	7.7	9.1	10.0	10.2	12.5	12.7
325	Motor vehicle parts & accessories - Pièces et accessoires pour véhicules automobiles	63.7	68.4	72.1	74.1	67.4	57.0	56.4	61.1	66.0	70.1	70.5	72.1	70.3
326	Railroad rolling stock - Matériel ferroviaire roulant	4.6	4.5	5.1	5.3	4.3	3.9	4.4	4.0	6.1	6.9	6.1	5.7	5.8
327	Shipbuilding & repair - Construction et réparation de navires	6.3	5.2	6.9	8.6	8.5	7.8	7.3	6.6	5.4	4.9	3.7	3.8	..
328	Boatbuilding & repair - Construction et réparation d'embarcations	4.2	5.3	5.7	4.9	3.3	2.3	2.2	3.0	3.9	3.6	..
331-339	Electrical & electronic products - Produits électriques et électroniques	77.0	80.7	84.2	85.9	75.5	62.2	58.6	55.9	57.7	61.5	64.6	68.8	67.5
330	Electrical & electronic products n.e.c. - Produits électriques et électroniques n.c.a.	24.1	25.4	25.2	25.3	21.5	16.6	14.4	11.8	12.9	12.0	10.8	11.3	9.8
332	Major appliances (electric & non-elect.) - Gros appareils (électriques ou non)	6.5	7.3	7.6	7.3	5.6	5.3	4.7	4.6	4.9	4.9	4.2	3.4	3.2
335	Communication & other electronic equip. - Equip. de comm. et autre matériel électronique	21.2	21.0	22.6	25.3	21.5	17.8	19.1	21.1	21.9	26.7	28.2	30.8	30.9
336	Office, store & business machines - Machines pour bureaux, magasins et commerces	5.5	5.8	5.6	5.2	4.9	3.2	4.4	3.1	4.2	4.3	6.0	7.4	8.8
337	Electrical industrial equipment - Matériel électrique d'usage industriel	12.1	12.8	14.4	13.9	14.1	11.7	9.8	10.5	8.8	10.2	11.7	13.1	12.3
338	Communications & energy wire and cable - Fils et câbles électr. et de communication	7.7	8.5	8.8	8.8	8.0	7.7	6.2	4.7	4.9	3.4	3.6	2.9	2.6
351-359	Non-metallic mineral products - Produits minéraux non métalliques	34.2	38.1	39.5	39.7	37.6	31.1	28.5	28.0	28.3	30.7	31.2	33.8	35.5
350	Non-metallic mineral products n.e.c. - Produits minéraux non métalliques n.c.a.	9.9	10.6	11.2	11.0	11.3	9.4	8.8	8.7	8.6	8.9	9.0	9.6	10.8
352	Hydraulic Cement - Ciment hydraulique	3.7	3.6	3.0	2.7	2.8	2.0	2.0	1.7	1.7	1.6	1.7	1.8	2.0
354	Concrete products - Produits en béton	5.8	6.8	7.4	8.2	7.5	6.1	5.1	4.5	5.5	5.1	5.5	6.9	6.7
355	Ready-mix concrete - Béton préparé	4.7	6.3	6.9	7.6	6.9	6.1	6.4	6.4	6.3	6.8	7.1	7.8	8.3
356	Glass & glass products - Verre et articles en verre	10.0	10.8	10.8	10.2	9.0	7.6	6.2	6.5	6.2	8.2	7.9	7.8	7.8
361-369	Refined petroleum & coal products - Produits raffinés du pétrole et du charbon	9.4	8.6	8.5	7.9	6.4	5.8	6.1	3.1	3.0	2.4	3.4	4.0	5.4
361	Refined petroleum products - Produits raffinés du pétrole	8.8	7.8	7.7	7.2	5.8	5.2	5.5	2.5	2.2	1.7	2.5	2.8	4.4
369	Other petroleum & coal products - Autres ind. des prod. du pétrole et du charbon	0.6	0.8	0.9	0.8	0.6	0.5	0.6	0.6	0.8	0.7	0.9	1.1	1.0

Annual Estimates of Employment, Earnings and Hours, 1986-1998, Statistics Canada
Estimations annuelles de l'emploi, des gains et de la durée du travail, 1986-1998, Statistique Canada

Table 4

Estimates of Employment, for Employees paid by the Hour, by Industry, Canada, Provinces and Territories.

Tableau 4

Estimations de l'emploi, pour les salariés rémunérés à l'heure, par industrie, Canada, provinces et territoires

SIC 1980 CTI	Industry Industrie	EMPLOYMENT IN THOUSANDS - EMPLOI EN MILLIERS												
		1986	1987	1988	1989	1990	1991	1992	1993	1994	1995	1996	1997	1998
CANADA														
371-379	Chemical & chemical products - Produits chimiques	36.5	36.6	36.9	38.7	38.9	38.0	34.3	34.0	35.1	36.6	38.9	41.3	39.1
371	Industrial chemicals n.e.c. - Produits chimiques d'usage industriel n.c.a.	6.9	7.0	6.7	7.1	7.1	8.9	7.7	8.3	8.3	7.6	8.0	7.5	6.9
372	Agricultural chemicals - Produits chimiques d'usage agricole	1.9	1.8	1.7	1.7	1.5	1.6	1.5	1.6	1.5	1.5	1.7	1.8	1.7
373	Plastic & synthetic resin - Matières plastiques et résines synthétiques	2.4	2.3	2.7	2.6	2.8	2.4	2.3	2.7	3.3	3.4	3.3	3.4	3.4
374	Pharmaceuticals & medicine - Produits pharmaceutiques et médicaments	5.6	5.4	5.8	6.0	6.0	6.4	6.2	6.1	6.9	7.9	8.5	9.1	9.7
375	Paint & varnish - Peintures et vernis	2.8	3.0	3.2	3.4	3.1	3.1	2.7	3.0	3.1	2.8	3.5	4.1	3.6
376	Soap & cleaning compounds - Savons et composés pour nettoyage	4.0	3.9	4.0	4.1	3.9	3.8	3.4	2.9	2.3	2.6	2.7	3.0	2.6
377	Toilet preparations - Produits de toilette	2.6	3.1	3.3	3.7	3.7	2.9	2.7	2.8	2.9	4.9	4.2	5.0	4.6
379	Other chemical products - Autres produits chimiques	10.2	10.0	9.5	10.1	10.7	8.7	7.7	6.6	6.8	5.9	7.1	7.4	6.7
391-399	Other manufacturing industries - Autres industries manufacturières	47.9	51.0	54.9	52.1	49.1	45.4	43.9	40.3	40.8	47.7	51.6	58.4	53.5
401-449	Construction - Construction	351.6	364.9	385.0	422.8	414.2	343.7	297.5	291.3	299.2	303.1	296.7	311.2	322.9
401-402	Bldg, developing & general contracting - Constructeurs, promoteurs et entrep. généraux	83.8	82.8	92.9	107.9	96.9	76.3	68.4	64.7	63.9	61.4	62.1	65.6	67.9
401	Residential building & development - Promotion et construction de bâtiments résidentiels	56.1	55.4	62.5	72.8	64.4	47.8	46.8	45.5	42.3	41.1	42.0	45.2	46.4
402	Non-residential building & development - Promotion & constr. de bâtiments non résidentiels	27.7	27.4	30.5	35.1	32.5	28.6	21.6	19.2	21.6	20.3	20.2	20.3	21.5
411-412	Industrial & heavy (engineering) construction - Constr. lourde et industrielle (génie)	43.3	46.0	48.2	53.2	55.3	50.9	44.1	43.3	45.7	47.0	43.4	43.0	48.4
411	Industrial const. (other than buildings) - Constr. industrielle (autre que bâtiment)	9.8	9.5	10.4	12.1	12.3	9.9	8.1	10.6	12.8	14.2	10.1	10.2	11.2
412	Highway & heavy constr. - Constr. de routes et constr. lourde	33.5	36.5	37.7	41.2	43.0	40.9	35.9	32.8	32.9	32.8	33.3	32.9	37.1
421-429	Trade contracting - Entrepreneurs spécialisés	213.6	224.5	232.7	249.2	249.8	206.8	178.7	178.0	182.1	185.0	180.1	192.0	197.5
441-449	Services incidental to construction - Services relatifs à la construction	10.9	11.5	11.2	12.5	12.1	9.7	6.3	5.3	7.5	9.6	11.1	10.6	9.1
041-449	Goods producing industries - Branches productrices de biens	1,710.3	1,802.0	1,855.0	1,909.8	1,799.6	1,584.0	1,478.0	1,477.3	1,540.1	1,582.5	1,599.2	1,705.9	1,737.9
451-499	Transportation, storage, comm. & other utilities - Transp., entreposage, comm. et autres services publics	310.6	281.2	298.9	309.2	317.3	304.2	300.4	301.3	315.1	307.6	294.8	333.3	348.2
451-479	Transportation & storage - Transport et entreposage	218.8	190.7	203.4	207.2	211.9	201.7	201.1	201.9	209.3	197.8	182.5	217.9	219.4
451-459	Transportation - Transport	212.8	184.5	196.8	201.8	206.1	195.7	195.0	194.0	201.9	190.9	175.4	209.8	208.5
451	Air transport - Transport aérien	4.2	4.1	5.5	6.4	6.9	6.4	6.9	7.1	9.7	8.5	9.6	13.2	16.7
452	Services incidental to air transport - Services relatifs au transport aérien	2.9	3.4	3.5	3.1	2.7	3.1	2.8	2.4	4.0	4.6	2.2	5.0	4.4
453	Railway transport & related services - Transport et services ferroviaires	65.4	30.5	32.4	31.2	29.3	28.0	27.2	26.2	27.0	20.0	22.5	22.1	23.4
454	Water transport - Transport par eau	8.5	7.7	9.1	8.0	7.4	7.2	6.2	6.1	6.0	7.2	6.8	8.0	7.1
455	Services incidental to water transport - Services relatifs au transport par eau	7.4	8.2	8.1	8.9	8.1	7.3	6.0	7.1	8.1	8.9	5.3	4.7	4.6
456	Truck transport - Camionnage	71.3	73.7	78.7	79.6	78.3	67.9	63.6	60.3	62.3	62.0	57.7	77.4	73.3
457	Public passenger transit systems - Transport en commun	26.9	29.5	30.2	31.4	37.5	42.6	48.8	49.4	47.9	43.2	37.6	42.1	44.9

Annual Estimates of Employment, Earnings and Hours, 1986-1998, Statistics Canada
Estimations annuelles de l'emploi, des gains et de la durée du travail, 1986-1998, Statistique Canada

Table 4

Estimates of Employment, for Employees paid by the Hour, by Industry, Canada, Provinces and Territories.

Tableau 4

Estimations de l'emploi, pour les salariés rémunérés à l'heure, par industrie, Canada, provinces et territoires

SIC 1980 CTI	Industry Industrie	EMPLOYMENT IN THOUSANDS - EMPLOI EN MILLIERS												
		1986	1987	1988	1989	1990	1991	1992	1993	1994	1995	1996	1997	1998
CANADA														
458-459	Transportation n.e.c. - Transport n.c.a.	26.3	27.4	29.3	33.1	35.8	33.2	33.6	35.4	36.9	36.4	33.5	37.5	34.1
461-461	Pipeline transport - Transport par pipelines	0.9	0.9	0.9	0.7	0.8	0.9	0.8	0.5	0.5	0.4	0.2	0.3	2.1
471-479	Storage & warehousing - Entreposage et emmagasinage	5.1	5.3	5.6	4.7	5.0	5.1	5.3	7.4	6.8	6.5	6.8	7.8	8.8
471	Grain elevators - Silos à grain	1.9	2.1	2.2	1.6	1.4	1.4	1.6	1.4	1.7	1.4	1.4	1.7	2.4
479	Other storage & warehousing - Autres entreposage et emmagasinage	3.2	3.2	3.4	3.2	3.5	3.7	3.7	6.0	5.2	5.1	5.4	6.2	6.4
481-499	Communication & other utilities - Communications et autres services publics	91.8	90.5	95.6	102.0	105.4	102.4	99.3	99.4	105.8	109.8	112.4	115.4	128.8
481-484	Communication - Communications	47.0	44.8	46.8	50.7	52.2	50.2	47.3	47.3	52.0	58.2	62.9	66.0	84.8
481	Telecommunication broadcasting - Diffusion des télécommunications	5.5	5.6	6.7	9.0	8.2	8.2	8.8	6.0	7.9	9.3	10.0	11.8	13.5
482	Telecommunication carriers - Transmission des télécommunications	24.3	24.0	25.3	26.6	27.9	28.0	25.8	24.1	24.4	26.7	28.5	27.7	46.2
483	Other telecommunication - Autres télécommunications	0.4	0.4	0.4	0.5	0.6	0.5	0.5	0.6	0.6	0.8	1.0	1.3	0.8
484	Postal & courier service - Services postaux et services de messagers	16.9	14.8	14.4	14.7	15.5	13.5	12.2	16.6	19.1	21.3	23.4	25.2	24.2
491-499	Other Utilities - Autres services publics	44.8	45.7	48.7	51.3	53.2	52.2	52.0	52.1	53.8	51.6	49.5	49.4	44.0
491	Electric power systems - Énergie électrique	28.2	28.8	29.8	30.7	33.1	32.7	32.5	31.9	31.9	30.8	29.7	29.0	26.5
492	Gas distribution systems - Distribution de gaz	3.0	3.1	3.6	4.1	4.3	4.4	4.5	4.8	4.7	4.8	4.9	5.2	5.5
493	Water systems - Distribution d'eau	5.8	5.6	5.5	5.7	5.9	6.0	5.7	5.6	5.3	5.0	4.4	4.2	2.8
499	Other utilities n.e.c. - Autres services publics n.c.a.	7.8	8.1	9.7	10.7	9.9	9.1	9.2	9.8	11.9	11.0	10.5	11.0	9.2
501-692	Trade - Commerce	1,100.1	1,146.9	1,182.0	1,235.5	1,316.7	1,197.2	1,154.4	1,188.5	1,205.6	1,251.4	1,238.4	1,291.8	1,288.1
501-599	Wholesale Trade - Commerce de gros	187.2	194.8	203.3	223.9	239.6	216.3	208.9	220.7	238.0	252.4	270.4	282.8	296.8
501-501	Farm products - Produits agricoles	5.1	6.2	5.5	7.2	10.5	7.9	7.2	5.4	4.4	3.8	4.7	4.4	5.4
511-511	Petroleum products - Produits pétroliers	6.0	7.8	7.9	7.3	10.9	11.5	8.6	10.7	10.8	9.6	9.9	12.3	12.7
521-524	Food, beverage, drug & tobacco - Produits alimentaires, boissons, médicaments et tabac	40.1	44.0	46.5	48.9	46.5	43.9	47.1	42.4	43.9	48.1	49.3	52.6	45.3
523-524	Drug & tobacco - Médicaments & tabac	3.8	4.3	4.8	4.8	5.0	4.3	4.3	6.1	6.5	10.0	11.4	13.3	11.6
521	Food - Produits alimentaires	34.9	38.1	40.0	42.4	39.9	37.3	40.3	34.0	35.0	35.7	36.1	36.6	31.3
522	Beverages - Boissons	1.4	1.6	1.6	1.6	1.6	2.2	2.5	2.3	2.4	2.3	1.9	2.7	2.4
531-532	Apparel & dry goods - Vêtements et mercerie	6.0	4.0	5.0	4.9	4.6	4.6	5.8	6.3	6.9	9.2	8.5	8.1	7.3
531	Apparel - Vêtements	3.9	2.2	2.8	2.8	2.7	3.5	4.9	5.3	5.2	7.4	6.7	6.3	5.3
532	Dry goods - Tissus et articles de mercerie	2.0	1.8	2.2	2.1	1.9	1.1	0.9	1.0	1.7	1.8	1.7	1.9	2.0
541-543	Household goods - Articles ménagers	8.1	9.8	6.1	9.4	5.0	3.8	5.9	4.2	6.3	5.8	6.4	6.8	7.3
541	Electr. & electronic household appl. & parts - App. ménagers élect. & électroniques et pièces	1.2	1.3	1.5	1.2	1.3	0.8	1.5	0.9	1.9	2.1	2.3	2.3	3.0
542	Household furniture - Meubles de maison	1.2	1.5	0.7	0.8	0.6	0.4	0.7	0.6	0.9	1.0	0.7	0.8	0.5
543	Household furnishings - Accessoires ménagers	5.7	7.0	4.0	7.4	3.1	2.6	3.7	2.7	3.5	2.7	3.5	3.7	3.7
551-552	Motor vehicles, parts & accessories - Véhicules auto., pièces et accessoires	24.4	23.2	24.2	27.9	27.0	24.7	24.0	26.1	25.3	27.2	26.4	27.6	31.2
551	Motor vehicles - Véhicules automobiles	10.1	9.6	10.0	11.3	10.8	9.6	7.4	8.5	7.7	9.2	8.8	9.6	11.5
552	Motor vehicles parts & accessories - Pièces et accessoires de véhicules automobiles	14.2	13.5	14.2	16.6	16.1	15.1	16.6	17.6	17.6	18.0	17.5	18.0	19.6
561-563	Metals, hardware, plumbing, heating & building materials - Métaux, quincaillerie, matér. de plomberie, de chauffage et de construction	38.2	39.2	40.9	45.6	50.0	41.9	40.7	45.0	47.6	49.8	50.1	51.9	58.9
561	Metal & metal products - Métaux et produits en métal	3.8	4.3	5.1	4.0	5.3	4.4	3.9	4.6	5.7	6.4	5.8	5.7	7.2
562	Hardware, plumbing, heating & air cond. equip supplies - Quincaillerie, mat. & fournitures de plomb. chauffage & climatisation	10.8	9.0	9.5	10.1	9.5	7.2	7.1	6.9	9.4	9.1	11.2	11.8	15.2
563	Lumber & building materials - Bois et matériaux de construction	23.6	25.9	26.3	31.5	35.1	30.4	29.7	33.5	32.5	34.2	33.0	34.4	36.5

Annual Estimates of Employment, Earnings and Hours, 1986-1998, Statistics Canada
Estimations annuelles de l'emploi, des gains et de la durée du travail, 1986-1998, Statistique Canada

Table 4

Estimates of Employment, for Employees paid by the Hour, by Industry, Canada, Provinces and Territories.

Tableau 4

Estimations de l'emploi, pour les salariés rémunérés à l'heure, par industrie, Canada, provinces et territoires

SIC 1980 CTI	Industry Industrie	EMPLOYMENT IN THOUSANDS - EMPLOI EN MILLIERS												
		1986	1987	1988	1989	1990	1991	1992	1993	1994	1995	1996	1997	1998
CANADA														
571-579	Machinery, equipment & supplies - Machines, matériel et fournitures	39.7	40.6	44.5	46.4	54.1	49.5	40.3	44.2	55.3	59.1	73.0	75.9	71.6
571	Farm machinery, equipment & supplies - Machines, matériel et fournitures agricoles	6.9	7.6	7.1	7.9	10.0	9.7	8.4	10.8	8.7	8.4	8.1	8.8	8.0
572	Const., forest. & mining mach. equip. & suppl.- Mach., mat. & fourni. (const., forêts, mines)	4.2	4.1	4.5	4.9	5.6	5.3	5.2	5.3	6.0	6.8	7.2	8.5	8.0
573	Industrial machinery, equipment & supplies - Machines, matériel et fournitures industriels	5.0	4.8	5.2	5.7	6.7	6.3	4.9	6.4	10.2	9.4	12.5	13.0	14.1
574	Electrical & electronic mach. equip. & supplies - Machines, matér., fourn. électric. & électro.	8.9	9.4	11.4	9.8	10.7	10.8	9.4	9.9	14.3	19.5	25.6	25.8	18.4
579	Other machinery, equipment & supplies - Autres machines, matériel et fournitures	14.7	14.7	16.2	18.1	21.1	17.4	12.4	11.9	16.1	15.0	19.6	19.8	23.2
591-599	Other wholesale products - Autres produits divers, commerce de gros	19.7	20.0	22.7	26.3	31.1	28.4	29.2	36.3	37.6	39.9	42.2	43.1	57.3
601-692	Retail trade - Commerce de détail	913.0	952.2	978.7	1,011.6	1,077.1	981.0	945.6	967.7	967.6	999.0	967.9	1,008.9	991.3
601-603	Food, beverage and drug - Aliments, boissons et médicaments	294.0	320.0	328.1	337.2	376.4	336.8	319.5	355.2	360.5	382.6	351.0	353.0	380.9
601	Food stores - Magasins d'alimentation	237.1	256.7	259.0	260.6	293.4	249.4	241.9	269.9	276.4	290.8	268.7	271.2	291.0
602	Liquor, wine & beer stores - Magasins de spiritueux, vin et bière	16.7	17.4	17.3	17.5	17.2	15.2	15.1	14.5	14.4	17.1	18.7	19.8	19.2
603	Prescription drugs & patent medicine stores - Mag. de médicaments sur ordonnance & brevétés	40.3	45.9	51.7	59.0	65.8	72.1	62.5	70.8	69.7	74.8	63.6	62.0	70.7
611-615	Shoe, apparel, fabric & yarn - Chaussures, vêtements, tissus et filés	86.9	95.4	103.9	106.1	106.9	94.6	90.1	88.4	91.8	96.6	96.7	102.6	82.1
611	Shoe stores - Magasins de chaussures	10.5	12.1	13.4	11.8	13.0	12.7	12.4	11.5	12.4	13.4	11.3	11.9	9.6
612	Men's clothing stores - Magasins de vêtements pour hommes	11.5	11.0	12.5	11.6	11.2	12.7	10.2	10.6	10.6	9.4	8.3	9.6	7.7
613	Women's clothing stores - Magasins de vêtements pour dames	36.0	40.2	42.5	43.0	41.7	33.2	30.0	33.9	34.8	35.6	37.1	40.4	31.3
614	Clothing stores n.e.c. - Magasins de vêtements n.c.a.	26.0	28.5	31.7	35.6	36.7	31.4	31.8	26.9	27.5	31.7	34.4	35.2	28.5
615	Fabric & yarn stores - Magasins de tissus et de filés	3.1	3.6	3.8	4.0	4.2	4.6	5.7	5.5	6.5	6.4	5.7	5.4	5.0
621-623	Household furniture, appliances & furnishings - Meubles, appareils et accessoires de maison	44.8	46.7	42.4	44.5	44.0	40.8	34.1	35.5	40.8	41.3	41.5	47.0	43.9
621	Household furniture stores - Magasins de meubles de maison	15.1	16.4	15.9	16.1	15.7	14.2	11.3	11.1	13.8	13.9	14.3	16.0	14.7
622	Appliance, TV, radio & stereo stores - Magasins ménagers, tv, radio & appar. stéréo	15.1	14.9	12.1	14.7	14.3	12.6	12.5	15.0	16.6	16.5	16.5	18.7	17.9
623	Household furnishings stores - Magasins d'accessoires d'ameublement	14.6	15.4	14.4	13.7	14.0	14.1	10.4	9.4	10.4	11.0	10.7	12.2	11.2
631-639	Auto vehicles, parts & access., sales & serv. Véhicules autos, pièces & access., vente & serv.	195.1	195.1	201.6	212.0	223.4	189.8	193.5	190.5	188.1	186.4	192.8	206.3	193.2
631	Automobile dealers - Concessionnaires d'automobiles	45.9	44.9	44.3	48.1	51.1	44.4	43.6	44.3	48.4	51.6	65.4	74.9	60.5
632	Recreational vehicle dealers - Marchands de véhicules de loisir	9.2	9.9	10.1	11.0	11.9	7.4	6.4	5.9	6.3	6.5	6.5	7.0	5.7
633	Gasoline service stations - Stations-service	64.4	67.9	76.3	74.7	79.1	70.5	74.8	64.2	53.8	46.4	42.3	39.4	42.1
634	Automotive parts & accessories stores - Mag. de pièces et accessoires pour automobiles	29.8	28.5	26.2	27.8	30.8	27.2	26.2	29.8	28.6	29.5	27.7	30.3	31.2
635	Motor vehicle repair shops - Ateliers de réparation d'automobiles	42.1	40.0	40.3	46.1	45.9	36.2	37.7	41.2	44.5	45.7	44.1	47.1	45.8
639	Other motor vehicle services - Autres services pour automobiles	3.7	3.9	4.4	4.4	4.6	4.1	4.8	5.0	6.4	6.7	6.8	7.6	8.0
641-641	General merchandise stores - Magasins de marchandises diverses	185.6	181.5	182.9	188.8	185.6	195.0	180.7	160.3	151.2	151.5	148.9	152.7	146.2
651-692	Other retail n.e.c. - Autres commerces de détail n.c.a.	106.5	113.5	119.9	123.1	140.8	124.0	127.6	137.9	135.2	140.7	137.1	147.4	145.0

Annual Estimates of Employment, Earnings and Hours, 1986-1998, Statistics Canada
Estimations annuelles de l'emploi, des gains et de la durée du travail, 1986-1998, Statistique Canada

Table 4

Estimates of Employment, for Employees paid by the Hour, by Industry, Canada, Provinces and Territories.

Tableau 4

Estimations de l'emploi, pour les salariés rémunérés à l'heure, par industrie, Canada, provinces et territoires

SIC 1980 CTI	Industry Industrie	EMPLOYMENT IN THOUSANDS - EMPLOI EN MILLIERS												
		1986	1987	1988	1989	1990	1991	1992	1993	1994	1995	1996	1997	1998
CANADA														
701-761	Finance, insurance & real estate - Finances, assur. & affaires immobilières	85.8	93.7	111.0	125.6	132.0	122.7	113.4	122.9	125.2	132.1	146.8	155.1	145.9
701-749	Finance & insurance - Intermédiaires financiers et assurances	46.1	52.5	63.0	71.4	75.8	75.7	74.4	75.8	78.4	82.7	93.0	100.1	101.6
701-709	Deposit accepting intermediaries - Intermédiaires financiers de dépôts	33.1	36.9	43.7	48.7	53.7	56.2	54.2	53.6	54.7	55.8	57.6	61.7	67.5
701-702	Banks - Banques	16.3	18.6	23.1	26.8	29.4	29.8	29.5	30.2	31.0	31.9	32.3	35.1	40.3
703	Trust Companies - Sociétés de fiducie	3.7	4.4	5.6	6.7	7.2	7.4	7.1	6.6	6.1	5.8	6.0	7.3	6.3
705	Credit unions - Caisses d'épargne et de crédit	13.1	13.9	15.0	15.2	17.0	19.0	17.5	16.7	17.5	18.0	19.1	19.0	20.8
711-712	Consumer & business financing intermediaries - Crédit à la consommation et aux entreprises	1.5	1.5	1.6	1.6	1.3	1.0	1.1	1.5	1.3	2.2	2.1	2.5	1.8
721-729	Investment intermediaries - Intermédiaires d'investissement	6.9	9.1	13.3	16.7	16.0	12.0	11.9	11.6	14.6	16.3	19.0	19.7	16.5
731-733	Insurance - Assurances	2.6	2.8	2.7	2.9	3.5	4.6	4.9	6.7	5.2	5.7	9.7	11.3	8.6
741-749	Other financial intermediaries - Autres intermédiaires financiers	1.9	2.3	1.7	1.4	1.5	1.8	2.4	2.4	2.5	2.8	4.6	4.9	7.1
751-761	Real estate operators & insurance agent - Services immobiliers & agences d'assurances	39.7	41.1	48.1	54.2	56.2	47.0	39.0	47.1	46.8	49.4	53.8	55.0	44.3
751-759	Real estate operators (excl developers) - Services immobiliers (sauf lotisseurs)	31.1	32.0	35.1	40.8	37.4	29.1	28.1	32.9	29.0	30.5	28.9	28.5	25.9
761-761	Insurance & real estate agent - Agences d'assur. et agences immobilières	8.7	9.2	12.9	13.4	18.8	17.9	10.9	14.1	17.8	18.9	24.8	26.5	18.4
771-779	Comm., business & pers. services - Services socio-culturels, comm. et pers.	1,706.7	1,809.0	1,856.6	1,946.1	2,024.1	1,976.5	1,930.7	1,971.0	2,044.9	2,154.5	2,233.1	2,263.9	2,354.1
771-779	Business services - Services aux entreprises	208.2	217.8	210.9	228.4	225.5	216.9	191.6	193.8	223.0	239.3	282.2	264.9	301.3
771	Employment agencies & personnel suppliers - Bureaux de placement et location de pers.	32.8	39.8	43.4	48.7	41.5	38.3	32.5	38.9	49.2	57.5	56.1	52.3	70.0
772	Computer & related services - Services informatiques et services connexes	15.1	12.4	13.6	15.0	12.9	9.9	10.0	10.5	12.2	14.5	27.1	27.2	19.3
773	Accounting & bookkeeping services - Serv. de comptabilité et tenue de livres	12.8	13.3	12.5	13.0	10.3	13.5	13.0	13.6	15.0	13.9	18.1	16.1	14.6
774	Advertising services - Services de publicité	10.6	13.0	12.2	18.8	19.0	11.7	9.7	6.6	6.9	8.2	14.4	15.9	13.7
775	Arch., eng. & other scientific & tech. serv. - Arch., ingénieurs et autres serv. scient. et tech.	20.9	25.9	27.2	28.7	34.2	40.7	33.8	31.3	33.4	30.9	45.7	43.2	54.0
776	Offices of lawyers & notaries - Études d'avocats et de notaires	16.7	14.8	9.5	6.7	8.4	7.8	7.1	6.3	12.1	12.1	19.6	17.1	8.6
777	Management consulting services - Bureaux de conseils en gestion	42.5	38.8	29.1	33.3	30.4	22.7	19.4	17.6	23.3	23.5	32.0	29.8	31.0
779	Other business services - Autres services aux entreprises	56.7	59.7	63.6	64.2	68.8	72.4	66.1	68.9	71.1	78.7	69.1	63.2	90.2
851-859	Educational & related services - Services d'enseignement et services annexes	14.2	16.7	17.0	17.5	20.7	19.8	19.0	19.8	21.7	23.0	22.1	20.7	21.2
851-853	Educational services - Services d'enseignement	307.3	324.6	335.2	345.7	358.1	365.6	372.3	376.2	373.5	374.7	391.2	408.2	409.2
851	Elementary & secondary education - Enseignement élémentaire et secondaire	160.2	165.6	173.5	182.3	189.4	192.9	197.7	200.2	200.3	201.2	243.8	269.9	254.7
852	Post-second. non-university education - Enseignement postsecondaire non univers.	43.1	47.3	47.9	47.7	49.2	51.4	51.3	53.6	52.1	51.1	48.0	49.1	51.3
853	University education - Enseignement universitaire	104.0	111.7	113.8	115.7	119.5	121.3	123.3	122.4	121.0	122.4	99.4	89.2	103.2
854-859	Libraries, museums & other educational serv. - Biblio., musées & autres serv. d'enseignement	14.2	16.7	17.0	17.5	20.7	19.8	19.0	19.8	21.7	23.0	22.1	20.7	21.2
854	Library services - Bibliothèques	9.5	10.3	10.6	10.8	11.9	11.9	11.2	11.6	11.3	11.0	9.1	7.8	8.2
855	Museums & archives - Musées et archives	2.5	2.9	3.1	3.0	3.4	4.0	3.9	3.5	3.8	4.0	4.1	4.2	4.4

Annual Estimates of Employment, Earnings and Hours, 1986-1998, Statistics Canada
Estimations annuelles de l'emploi, des gains et de la durée du travail, 1986-1998, Statistique Canada

Table 4

Estimates of Employment, for Employees paid by the Hour, by Industry, Canada, Provinces and Territories.

Tableau 4

Estimations de l'emploi, pour les salariés rémunérés à l'heure, par industrie, Canada, provinces et territoires

SIC 1980 CTI	Industry Industrie	EMPLOYMENT IN THOUSANDS - EMPLOI EN MILLIERS												
		1986	1987	1988	1989	1990	1991	1992	1993	1994	1995	1996	1997	1998
CANADA														
859	Other educational services - Autres services d'enseignement	2.2	3.5	3.3	3.7	5.3	3.9	3.9	4.7	6.6	8.0	9.0	8.7	8.6
861-869	Health & social services - Services de soins de santé et services sociaux	658.3	695.5	723.6	750.0	786.8	809.6	815.6	823.9	820.4	881.5	884.1	898.1	919.1
861,862 & 864	Inst. health & soc. serv., in/out social services & institutions - Établ. de santé & serv. soc. en/hors institution	585.6	602.6	622.6	642.1	657.8	673.0	679.7	690.1	678.4	712.4	682.0	674.0	699.1
861	Hospitals - Hôpitaux	395.7	407.2	422.9	433.9	447.1	459.9	464.5	461.3	459.0	461.5	436.1	427.5	429.3
862	Other institutional health & social services - Autres établ. de soins de santé & serv. sociaux	139.9	143.4	146.0	155.3	154.8	153.0	156.0	155.8	151.8	178.5	159.7	153.3	174.2
864	Non-institutional social services - Services sociaux hors institution	50.0	52.0	53.7	52.9	55.8	60.1	59.2	73.0	67.6	72.4	86.2	93.2	95.5
863 & 865-869	Other health & social services n.e.c. - Autres services de soins de santé et sociaux n.c.a.	72.7	92.9	101.0	108.0	129.0	136.6	135.9	133.8	142.0	169.2	202.1	224.1	220.0
863	Non-institutional health services - Services de soins de santé hors institution	8.2	13.0	13.8	18.0	23.9	21.9	18.3	18.5	27.5	33.8	41.1	55.1	55.1
865	Private practice of physicians, surgeons & dentist - Cabinets privés de médecins chirurgiens, dentistes	31.2	41.9	45.1	43.0	56.1	60.7	62.8	62.8	61.6	73.8	86.3	91.5	85.7
866	Offices of other health practitioners - Cabinets d'autres praticiens de la santé	6.4	7.2	9.2	11.6	12.2	15.4	16.4	15.5	15.3	22.1	24.3	28.2	27.5
868	Medical & other health laboratories - Laboratoires médicaux et autre lab. de santé	6.8	8.6	9.3	10.9	10.6	12.3	12.7	12.9	12.8	12.0	13.7	13.7	15.4
869	Health & social service ass'n's & agencies - Assoc. & org. de santé et de services sociaux	20.0	22.1	23.5	24.4	26.0	26.0	25.4	23.8	24.0	26.3	35.0	33.5	34.1
911-922	Accommodation, food & beverage services - Hébergement et restauration	563.2	597.1	613.6	630.3	655.9	612.6	588.7	617.7	635.1	656.9	668.0	690.8	702.3
911-914	Accommodation services - Services d'hébergement	133.1	139.8	149.2	143.6	156.6	144.9	141.1	136.4	139.8	137.5	144.6	145.8	141.1
912-914	Other accommodation services n.e.c. - Autres services d'hébergement n.c.a.	5.2	8.8	7.1	7.6	6.9	12.3	14.6	13.1	10.1	11.3	12.1	11.4	12.2
911	Hotels, motels & tourist courts - Hôtels, motels et camps pour touristes	127.9	131.0	142.1	136.0	149.7	132.6	126.4	123.3	129.7	126.2	132.5	134.4	128.9
921-922	Food & beverage services - Services de la restauration	430.1	457.3	464.3	486.7	499.3	467.7	447.6	481.3	495.3	519.4	523.4	544.9	561.2
921	Food services - Services de restauration	384.7	409.0	415.6	435.2	446.7	424.0	412.3	454.1	466.3	487.1	490.6	509.9	524.0
922	Taverns, bars & night clubs - Tavernes, bars et boîtes de nuit	45.4	48.3	48.8	51.5	52.6	43.7	35.3	27.2	29.0	32.3	32.8	35.1	37.3
961-999	Miscellaneous services - Services divers	262.8	281.9	291.5	319.8	335.1	317.5	315.8	315.9	344.7	353.8	376.7	389.5	410.3
961-969	Amusement & recreational services - Services de divertissements et de loisirs	93.2	94.4	102.5	103.8	113.9	105.3	111.9	113.3	121.9	124.7	121.5	124.4	146.6
960	Other amusement & recreational services n.e.c. - Autres serv. de divertis. et de loisirs n.c.a.	44.9	41.6	46.5	48.6	53.0	52.2	56.9	58.9	62.3	65.9	62.9	63.3	71.7
961	Motion picture, audio & video prod. & distr. - Prod. & distr. films et mat. audiovisuel	10.1	10.5	7.0	7.2	10.3	6.4	5.8	5.0	6.8	7.2	9.3	10.0	14.3
962	Motion picture exhibition - Projection de films cinématographiques	5.9	8.7	9.2	9.0	8.5	7.6	6.8	7.8	7.8	7.9	7.3	8.1	8.1
965	Sports & recreation clubs & services - Clubs sportifs et services de loisir	30.4	30.0	35.5	32.1	37.7	36.3	39.1	37.6	38.8	37.4	35.0	35.3	43.7
971-979	Personal services (excl private households) - Services personnels (excl. ménages)	46.5	51.3	49.4	52.2	50.2	51.0	47.5	48.7	52.3	55.8	61.2	61.7	64.7
971	Barber & beauty shops - Salons de coiffure et salons de beauté	19.0	19.3	17.6	18.4	16.1	16.0	17.6	20.1	22.4	25.6	27.9	29.7	30.4
972	Laundries & cleaners - Serv. de blanchissage et de nettoyage à sec	12.0	13.5	14.7	16.3	19.4	22.0	18.0	16.5	16.7	16.3	16.7	16.7	18.1
973	Funeral services - Pompes funèbres	1.9	2.2	1.7	2.6	2.9	2.1	3.5	3.1	3.8	4.8	6.9	6.1	6.4
979	Other personal & household services - Autres services personnels et domestiques	13.5	16.3	15.4	14.9	11.8	10.8	8.5	8.9	9.4	9.1	9.7	9.2	9.9
982-986	Membership organizations - Associations	28.0	31.2	31.3	37.1	40.4	36.5	42.2	43.2	47.9	48.7	58.4	66.1	53.6

Annual Estimates of Employment, Earnings and Hours, 1986-1998, Statistics Canada
Estimations annuelles de l'emploi, des gains et de la durée du travail, 1986-1998, Statistique Canada

Table 4

Estimates of Employment, for Employees paid by the Hour, by Industry, Canada, Provinces and Territories.

Tableau 4

Estimations de l'emploi, pour les salariés rémunérés à l'heure, par industrie, Canada, provinces et territoires

SIC 1980 CTI	Industry Industrie	EMPLOYMENT IN THOUSANDS - EMPLOI EN MILLIERS												
		1986	1987	1988	1989	1990	1991	1992	1993	1994	1995	1996	1997	1998
CANADA														
991-999	Other services - Autres services	95.2	105.0	108.3	126.7	130.5	124.7	114.2	110.7	122.5	124.7	135.6	137.3	145.4
990	Other services n.e.c. - Autres services n.c.a.	48.1	53.0	50.1	61.2	64.3	63.2	54.5	51.2	58.4	57.8	60.0	58.6	61.2
992	Automobile & truck rental & leasing services - Serv. de location d'automobiles et de camions	3.8	4.5	4.4	5.6	5.9	5.9	5.4	5.4	7.5	8.3	8.8	10.0	11.1
993	Photographers - Photographes	3.5	5.0	3.6	3.6	3.2	2.8	2.3	2.4	2.9	3.6	3.4	3.0	3.5
995	Services to buildings & dwellings - Serv. relatifs aux bâtiments et habitations	34.7	37.1	42.7	48.7	48.4	47.0	46.4	47.4	44.4	44.4	49.9	50.3	52.2
996	Travel services - Services de voyages	5.2	5.3	7.4	7.6	8.7	5.8	5.6	4.3	9.3	10.6	13.6	15.3	17.4
451-484	Service producing industries - Branches													
501-999	productrices de services	3,210.9	3,333.8	3,454.1	3,565.2	3,737.0	3,564.8	3,515.2	3,597.4	3,704.0	3,867.5	3,953.6	4,115.8	4,231.5
041-999	Industrial aggregate - Ensemble des													
	industries	4,921.2	5,135.8	5,309.1	5,475.0	5,536.5	5,148.8	4,993.3	5,074.6	5,244.1	5,450.0	5,552.8	5,821.8	5,969.5
NEWFOUNDLAND TERRE-NEUVE														
061-092	Mining (incl. milling), quarrying and oil wells													
	Mines (y compris broyage), carrières et													
	puits de pétrole	2.0	2.0	2.3	2.4	2.4	2.0	1.8	1.8	2.1	2.0	2.0	2.2	1.5
101-399	Manufacturing - Industries manufacturières	12.6	14.1	14.0	13.7	12.4	10.9	9.2	8.5	7.6	7.9	8.4	9.4	10.3
	Non-durable goods - Biens non durables	11.0	12.2	11.9	11.2	10.3	9.1	7.4	7.1	5.6	6.0	6.8	7.5	8.1
	Durable goods - Biens durables	1.7	1.8	2.0	2.5	2.1	1.8	1.8	1.4	1.9	1.9	1.6	1.8	2.3
101-109	Food - Aliments	8.2	9.3	8.9	8.2	7.7	6.7	5.0	4.6	3.0	3.4	3.8	4.3	5.5
102	Fish products - Transformation du poisson	7.8	8.9	8.5	7.8	7.1	6.1	4.3	3.7	2.3	2.8	3.2	3.6	4.8
401-449	Construction - Construction	4.0	4.3	5.4	6.5	6.1	4.7	4.7	5.7	7.1	6.8	6.3	4.0	3.3
401-402	Bldg, developing & general contracting - Constructeurs, promoteurs et entrep. généraux	2.0	1.7	2.1	2.8	2.8	1.7	1.9	2.0	2.4	1.3	2.1
402	Non-residential building & development - Promotion & constr. de bâtiments non résidentiels	0.3	0.2	0.3	0.4	0.4	0.3	0.3	0.7	1.1	0.2	1.1
411-412	Industrial & heavy (engineering) construction - Constr. lourde et industrielle (génie)	0.6	0.8	0.8	0.8	0.7	0.8	0.7	1.6	2.4	3.2	2.2
421-429	Trade contracting - Entrepreneurs spécialisés	1.3	1.7	2.4	2.8	2.5	2.2	2.1	2.2	2.2	2.3	1.9	2.0	1.9
041-449	Goods producing industries - Branches													
491-499	productrices de biens	19.7	21.6	22.7	23.8	22.1	18.7	16.7	17.0	18.1	18.1	18.7	18.1	17.1
451-499	Transportation, storage, comm. & other													
	utilities - Transp., entreposage, comm.													
	et autres services publics	4.1	4.0	4.2	4.3	4.6	4.4	4.3	4.2	4.2	4.6	6.4	7.2	5.9
451-479	Transportation & storage - Transport et entreposage	2.8	3.0	3.4	3.6	3.8	3.5	3.5	3.4	3.2	3.4	3.2	3.2	3.0
481-499	Communication & other utilities - Communications et autres services publics	1.3	1.1	0.8	0.8	0.8	0.9	0.8	0.8	1.1	1.3	3.1	3.9	2.9
491-499	Other Utilities - Autres services publics	0.6	0.6	0.5	0.5	0.5	0.5	0.5	0.5	0.8	0.8	1.4	1.7	1.2
501-692	Trade - Commerce	12.9	15.0	16.5	18.2	20.7	18.4	18.2	17.4	19.5	20.7	18.1	18.1	19.0
501-599	Wholesale Trade - Commerce de gros	1.8	2.3	2.6	2.4	2.5	2.3	2.2	2.3	2.2	2.5	2.7	3.7	3.0
601-692	Retail trade - Commerce de détail	11.2	12.7	13.9	15.8	18.2	16.1	16.0	15.2	17.3	18.3	15.5	14.3	16.0

Annual Estimates of Employment, Earnings and Hours, 1986-1998, Statistics Canada
Estimations annuelles de l'emploi, des gains et de la durée du travail, 1986-1998, Statistique Canada

Table 4

Estimates of Employment, for Employees paid by the Hour, by Industry, Canada, Provinces and Territories.

Tableau 4

Estimations de l'emploi, pour les salariés rémunérés à l'heure, par industrie, Canada, provinces et territoires

SIC 1980 CTI	Industry Industrie	EMPLOYMENT IN THOUSANDS - EMPLOI EN MILLIERS												
		1986	1987	1988	1989	1990	1991	1992	1993	1994	1995	1996	1997	1998
NEWFOUNDLAND TERRE-NEUVE														
601-603	Food, beverage and drug - Aliments, boissons et médicaments	4.9	5.1	5.5	6.3	7.4	6.3	6.4	6.2	6.3	7.5	5.3	4.6	5.7
601	Food stores - Magasins d'alimentation	3.2	3.9	3.9	4.3	5.3	5.1	5.1	5.1	5.1	5.5	4.2	3.5	4.3
611-615	Shoe, apparel, fabric & yarn - Chaussures, vêtements, tissus et filés	0.8	0.9	1.0	1.2	1.5	1.4	1.1	1.0	0.9	1.4	1.2	1.0	0.7
631-639	Auto vehicles, parts & access., sales & serv. Véhicules autos, pièces & access., vente & serv.	2.5	3.0	2.9	3.5	3.9	3.0	3.3	3.1	4.1	3.7	3.8	4.0	5.1
641-641	General merchandise stores - Magasins de marchandises diverses	2.2	2.7	3.1	3.3	3.5	3.6	3.7	3.3	4.0	3.7	3.3	3.1	2.7
651-692	Other retail n.e.c. - Autres commerces de détail n.c.a.	0.7	0.9	1.2	1.3	1.8	1.4	1.3	1.3	1.5	1.7	1.4	1.3	1.2
701-761	Finance, insurance & real estate - Finances, assur. & affaires immobilières	0.6	0.7	0.7	0.8	1.0	0.9	0.8	0.9	1.0	1.3	1.6	1.8	1.2
701-749	Finance & insurance - Intermédiaires financiers et assurances	0.3	0.5	0.5	0.5	0.7	0.6	0.7	0.7	0.8	1.0	1.2	1.4	0.9
701-709	Deposit accepting intermediaries - Intermédiaires financiers de dépôts	0.3	0.3	0.4	0.4	0.5	0.5	0.5	0.5	0.5	0.7	0.8	1.0	0.6
701-702	Banks - Banques	0.3	0.3	0.4	0.4	0.4	0.4	0.5	0.5	0.5	0.6	0.7	0.7	..
771-779	Comm., business & pers. services - Services socio-culturels, comm. et pers.	13.1	15.8	16.7	18.8	19.4	18.6	18.6	19.0	21.2	22.0	25.1	25.3	26.7
771-779	Business services - Services aux entreprises	1.1	1.6	2.0	1.9	2.1	1.5	1.4	1.5	1.4	1.2	1.8	1.7	1.7
851-853	Educational services - Services d'enseignement	3.5	4.1	4.2	4.4	4.6	4.4	4.2	4.5	4.7	4.7	5.8	6.8	6.7
861-869	Health & social services - Services de soins de santé et services sociaux	5.8	6.7	6.5	7.8	7.9	8.1	8.3	8.7	10.0	10.4	12.7	11.5	13.3
861	Hospitals - Hôpitaux	3.8	3.8	4.1	4.4	4.9	4.4	4.4	4.9	5.1	5.4	6.7	6.8	7.9
911-922	Accommodation, food & beverage services - Hébergement et restauration	4.7	5.7	6.2	6.9	6.6	6.3	6.3	6.2	6.8	6.6	7.1	8.0	7.8
911-914	Accommodation services - Services d'hébergement	1.4	1.9	2.1	2.3	2.2	1.9	1.8	1.7	2.0	1.9	2.2	2.3	1.9
921-922	Food & beverage services - Services de la restauration	3.3	3.8	4.1	4.7	4.4	4.5	4.5	4.4	4.8	4.7	4.9	5.7	5.9
921	Food services - Services de restauration	2.6	2.9	3.2	3.6	3.4	3.8	3.9	4.0	4.4	4.4	4.6	5.3	5.4
961-999	Miscellaneous services - Services divers	1.5	1.7	2.0	2.1	2.7	2.6	2.6	2.6	3.0	3.7	3.4	4.0	3.7
451-484	Service producing industries - Branches productrices de services	30.4	35.3	38.0	41.5	45.1	41.9	42.0	41.5	45.7	48.6	50.9	52.3	53.3
041-999	Industrial aggregate - Ensemble des industries	50.1	56.9	60.8	65.3	67.3	60.6	58.7	58.5	63.8	66.7	69.7	70.4	70.4
PRINCE EDWARD ISLAND ILE-DU-PRINCE-ÉDOUARD														
101-399	Manufacturing - Industries manufacturières	2.1	2.2	2.4	2.5	2.4	2.2	2.6	2.4	2.4	2.6	3.2	4.2	4.1
	Non-durable goods - Biens non durables	1.7	1.8	1.9	2.0	2.0	1.8	2.0	1.9	2.0	2.1	2.3	2.9	2.7
	Durable goods - Biens durables	0.4	0.5	0.5	0.5	0.4	0.4	0.5	0.5	0.4	0.5	0.9	1.3	1.4
401-449	Construction - Construction	1.2	1.3	1.7	1.6	1.8	1.5	1.5	1.5	1.5	2.6	3.4	2.1	2.0
041-449	Goods producing industries - Branches productrices de biens	3.5	3.8	4.3	4.3	4.5	4.0	4.4	4.2	4.2	5.5	6.8	6.5	6.3

Annual Estimates of Employment, Earnings and Hours, 1986-1998, Statistics Canada
Estimations annuelles de l'emploi, des gains et de la durée du travail, 1986-1998, Statistique Canada

Table 4

Estimates of Employment, for Employees paid by the Hour, by Industry, Canada, Provinces and Territories.

Tableau 4

Estimations de l'emploi, pour les salariés rémunérés à l'heure, par industrie, Canada, provinces et territoires

SIC 1980 CTI	Industry Industrie	EMPLOYMENT IN THOUSANDS - EMPLOI EN MILLIERS												
		1986	1987	1988	1989	1990	1991	1992	1993	1994	1995	1996	1997	1998
PRINCE EDWARD ISLAND ILE-DU-PRINCE-ÉDOUARD														
451-499	Transportation, storage, comm. & other utilities - Transp., entreposage, comm. et autres services publics	1.2	1.0	1.1	1.3	1.4	1.3	1.2	1.3	1.3	1.2	1.1	1.3	1.4
481-499	Communication & other utilities - Communications et autres services publics	0.5	0.6	0.6	0.7	0.7	0.6	0.6	0.7	0.6	0.6	0.5	0.4	0.3
501-692	Trade - Commerce	3.6	3.7	4.1	4.0	4.3	4.3	4.2	4.4	4.6	4.9	4.7	4.7	4.6
601-692	Retail trade - Commerce de détail	3.2	3.3	3.6	3.5	3.8	3.7	3.6	3.7	4.0	4.1	3.9	3.7	4.0
601	Food stores - Magasins d'alimentation	0.9	0.9	0.9	0.8	0.9	0.8	0.9	0.9	0.9	1.1	1.1	1.1	1.4
641-641	General merchandise stores - Magasins de marchandises diverses	0.7	0.7	0.9	0.9	0.9	1.1	1.0	0.8	0.7	0.6	0.6	0.6	0.4
771-779	Comm., business & pers. services - Services socio-culturels, comm. et pers.	3.9	4.7	5.0	5.1	5.7	5.5	5.7	5.8	6.7	8.6	9.2	8.9	10.1
851-853	Educational services - Services d'enseignement	1.2	1.2	1.3	1.4	1.4	1.4	1.4	1.4	1.4	1.5	1.9	2.1	2.0
851	Elementary & secondary education - Enseignement élémentaire et secondaire	0.6	0.7	0.6	0.7	0.7	0.7	0.6	0.7	0.7	..	1.2
861-869	Health & social services - Services de soins de santé et services sociaux	0.6	0.7	0.8	0.9	1.3	1.5	1.6	1.8	1.6	2.5	3.1	3.0	3.4
862	Other institutional health & social services - Autres établ. de soins de santé & serv. sociaux	0.1	0.2	0.2	0.3	0.4	0.6	0.7	0.8	0.7	0.5	0.7	0.7	1.2
451-484	Service producing industries - Branches productrices de services	8.9	9.9	10.9	10.4	11.5	11.4	12.1	12.6	13.7	16.2	16.7	16.6	17.5
041-999	Industrial aggregate - Ensemble des industries	12.4	13.7	15.1	14.7	16.0	15.4	16.5	16.8	18.0	21.7	23.5	23.1	23.8
NOVA SCOTIA NOUVELLE-ÉCOSSE														
061-092	Mining (incl. milling), quarrying and oil wells - Mines (y compris broyage), carrières et puits de pétrole	3.5	3.7	3.7	2.8	3.1	3.1	2.5	2.4	2.6	2.6	1.9	2.2	2.0
061-063	Mining - Mines	3.0	3.0	2.9	2.3	2.6	2.5	1.9	1.8	2.0	1.8	..	1.8	..
063	Coal mines - Mines de charbon	2.3	2.4	2.2	1.5	1.8	1.7	1.4	1.3	1.3	1.3
101-399	Manufacturing - Industries manufacturières	24.7	27.6	28.9	28.5	27.5	24.7	25.2	22.5	23.8	25.4	25.3	26.5	26.8
	Non-durable goods - Biens non durables	16.9	18.7	18.8	18.5	18.4	16.8	17.1	15.2	15.3	15.5	16.5	17.1	16.4
	Durable goods - Biens durables	7.8	8.8	10.1	10.0	9.0	7.8	8.1	7.3	8.5	9.8	8.9	9.4	10.5
101-109	Food - Aliments	5.2	6.3	6.2	5.8	6.0	7.4	7.9	6.1	6.2	6.1	6.5	6.5	6.3
102	Fish products - Transformation du poisson	3.0	3.5	3.5	3.3	3.3	4.3	5.0	3.4	3.6	3.3	3.6	3.7	3.1
271-279	Paper & allied products - Papier et produits connexes	1.9	2.0	2.0	2.1	2.2	2.1	1.9	2.2	2.2	2.1	2.1	2.2	2.1
321-329	Transportation equipment - Matériel de transport	2.3	2.7	3.3	2.8	2.5	2.5	2.8	2.5	2.3	3.4	2.8	3.2	3.0
401-449	Construction - Construction	9.6	11.0	11.8	13.6	13.3	11.0	9.5	9.7	8.9	9.0	9.2	10.7	9.6
401-402	Bldg, developing & general contracting - Constructeurs, promoteurs et entrep. généraux	2.5	2.6	2.8	3.7	3.0	2.7	2.3	2.1	2.1	2.1	2.2	2.6	2.4
401	Residential building & development - Promotion et construction de bâtiments résidentiels	1.9	2.0	2.1	2.8	2.3	1.9	1.7	1.5	1.7	1.5	1.6	1.9	1.6

Annual Estimates of Employment, Earnings and Hours, 1986-1998, Statistics Canada
Estimations annuelles de l'emploi, des gains et de la durée du travail, 1986-1998, Statistique Canada

Table 4

Estimates of Employment, for Employees paid by the Hour, by Industry, Canada, Provinces and Territories.

Tableau 4

Estimations de l'emploi, pour les salariés rémunérés à l'heure, par industrie, Canada, provinces et territoires

SIC 1980 CTI	Industry Industrie	EMPLOYMENT IN THOUSANDS - EMPLOI EN MILLIERS												
		1986	1987	1988	1989	1990	1991	1992	1993	1994	1995	1996	1997	1998
NOVA SCOTIA NOUVELLE-ÉCOSSE														
411-412	Industrial & heavy (engineering) construction - Constr. lourde et industrielle (génie)	1.4	1.4	1.8	1.8	1.6	1.7	1.5	1.7	1.2	1.3	1.0	1.3	1.4
421-429	Trade contracting - Entrepreneurs spécialisés	5.5	6.8	7.0	7.9	8.4	6.3	5.5	5.7	5.4	5.3	5.6	6.6	5.5
041-449	Goods producing industries - Branches													
491-499	productrices de biens	39.7	44.2	46.2	46.9	46.0	40.6	39.0	36.5	37.5	39.4	38.8	42.2	40.6
451-499	Transportation, storage, comm. & other utilities - Transp., entreposage, comm. et autres services publics	12.8	12.8	12.9	13.2	13.2	12.1	11.6	11.8	11.4	10.9	10.5	12.0	10.3
451-479	Transportation & storage - Transport et entreposage	7.4	7.2	7.2	7.2	6.9	6.3	5.9	6.2	5.7	5.3	5.5	6.5	6.0
451-459	Transportation - Transport	7.4	7.2	7.1	7.1	6.9	6.2	5.8	6.1	5.7	6.4	6.0
481-499	Communication & other utilities - Communications et autres services publics	5.5	5.5	5.7	6.0	6.3	5.8	5.7	5.6	5.7	5.5	5.1	5.5	4.2
481-484	Communication - Communications	4.0	4.1	4.4	4.7	4.9	4.5	4.4	4.3	4.2	3.9	3.4	3.8	3.2
491-499	Other Utilities - Autres services publics	1.4	1.4	1.4	1.3	1.4	1.4	1.3	1.3	1.5	1.6	1.7	1.7	1.1
491	Electric power systems - Énergie électrique	1.2	1.2	1.2	1.2	1.2	1.1	1.1	1.1	1.1
501-692	Trade - Commerce	30.0	30.6	32.4	36.3	38.4	35.3	32.9	36.4	37.5	39.7	35.4	38.4	39.4
501-599	Wholesale Trade - Commerce de gros	3.9	4.5	4.3	4.3	4.5	3.7	4.1	4.3	5.5	6.2	6.2	7.7	6.7
521-524	Food, beverage, drug & tobacco - Produits alimentaires, boissons, médicaments et tabac	1.6	1.9	1.6	1.3	1.1	0.9	1.1	1.2	2.2	2.3	2.2	2.3	1.8
521	Food - Produits alimentaires	1.5	1.7	1.5	1.2	1.0	0.9	1.0	1.1	2.2	2.2	2.1	2.2	1.6
601-692	Retail trade - Commerce de détail	26.1	26.1	28.1	32.0	33.9	31.6	28.8	32.1	32.1	33.5	29.2	30.7	32.7
601-603	Food, beverage and drug - Aliments, boissons et médicaments	6.7	6.8	7.4	8.1	9.8	9.3	7.8	11.7	10.9	11.9	9.2	11.1	12.8
601	Food stores - Magasins d'alimentation	4.6	5.1	5.5	6.0	7.0	6.6	6.0	9.4	8.0	8.2	6.4	8.5	9.7
611-615	Shoe, apparel, fabric & yarn - Chaussures, vêtements, tissus et filés	1.8	1.8	2.0	1.9	1.8	2.4	1.9	1.9	2.1	2.4	2.5	2.8	2.0
631-639	Auto vehicles, parts & access., sales & serv. Véhicules autos, pièces & access., vente & serv.	7.0	6.5	7.9	9.1	8.5	7.0	7.1	7.0	7.5	7.2	6.1	5.8	6.6
641-641	General merchandise stores - Magasins de marchandises diverses	8.3	7.9	7.9	8.3	8.6	8.9	7.8	6.8	6.7	6.8	6.6	6.4	6.1
651-692	Other retail n.e.c. - Autres commerces de détail n.c.a.	1.8	2.5	2.3	3.5	4.3	3.5	3.3	4.0	3.6	3.9	3.9	3.9	4.4
701-761	Finance, insurance & real estate - Finances, assur. & affaires immobilières	1.6	1.7	1.9	2.2	2.5	2.1	2.2	2.9	2.9	3.5	3.9	4.0	3.5
701-749	Finance & insurance - Intermédiaires financiers et assurances	1.0	1.1	1.2	1.4	1.8	1.5	1.4	2.0	2.0	2.2	2.5	2.7	2.4
701-709	Deposit accepting intermediaries - Intermédiaires financiers de dépôts	0.8	0.9	1.0	1.1	1.1	1.2	1.2	1.3	1.4	1.6	1.8	1.9	1.7
701-702	Banks - Banques	0.7	0.8	0.9	0.9	1.0	1.0	1.1	1.2	1.2	1.4	1.6	1.6	1.4
751-759	Real estate operators (exc'l developers) - Services immobiliers (sauf lotisseurs)	0.4	0.4	0.5	0.7	0.6	0.5	0.6	0.7	0.7	0.8	0.8	0.8	0.9
771-779	Comm., business & pers. services - Services													
851-999	socio-culturels, comm. et pers.	37.2	40.2	43.2	46.9	48.0	47.4	47.2	46.2	51.7	58.5	59.7	62.3	63.1
771-779	Business services - Services aux entreprises	1.8	2.6	3.1	4.1	3.8	3.9	4.0	4.1	4.1	3.4	5.0	6.2	5.5
851-853	Educational services - Services d'enseignement	10.7	11.3	12.4	13.1	12.4	12.2	12.7	12.6	12.4	12.5	12.7	13.3	13.0
851	Elementary & secondary education - Enseignement élémentaire et secondaire	4.7	5.0	5.2	5.5	5.4	5.3	5.3	5.4	5.2	5.4	6.7	8.2	7.7

Table 4

Estimates of Employment, for Employees paid by the Hour, by Industry, Canada, Provinces and Territories.

Tableau 4

Estimations de l'emploi, pour les salariés rémunérés à l'heure, par industrie, Canada, provinces et territoires

SIC 1980 CTI	Industry Industrie	EMPLOYMENT IN THOUSANDS - EMPLOI EN MILLIERS												
		1986	1987	1988	1989	1990	1991	1992	1993	1994	1995	1996	1997	1998
NOVA SCOTIA NOUVELLE-ÉCOSSE														
853	University education - Enseignement universitaire	5.4	5.8	6.7	7.2	6.6	6.4	6.8	6.6	6.8	6.7	5.5	4.6	4.8
861-869	Health & social services - Services de soins de santé et services sociaux	15.3	15.6	17.1	17.9	20.2	20.8	21.1	21.0	20.7	24.6	25.5	24.4	27.3
861	Hospitals - Hôpitaux	10.0	10.4	11.1	11.3	11.3	10.4	10.4	10.4	10.0	9.6	10.1	13.1	13.6
911-922	Accommodation, food & beverage services - Hébergement et restauration	12.5	13.6	14.5	16.2	16.2	15.5	13.3	13.5	16.3	19.5	19.2	20.9	20.4
911-914	Accommodation services - Services d'hébergement	2.3	2.9	2.8	3.0	3.8	4.0	3.5	3.2	3.5	4.2	4.1	4.9	4.9
911	Hotels, motels & tourist courts - Hôtels, motels et camps pour touristes	2.2	2.8	2.8	2.9	3.8	3.8	3.3	3.0	3.2	3.8	3.7	4.6	4.5
921-922	Food & beverage services - Services de la restauration	10.2	10.7	11.7	13.2	12.4	11.5	9.8	10.3	12.7	15.3	15.1	15.9	15.6
921	Food services - Services de restauration	8.8	9.2	10.1	11.4	10.7	10.4	9.1	9.4	11.6	13.9	13.7	14.3	14.1
961-999	Miscellaneous services - Services divers	7.1	7.9	8.0	8.2	7.2	6.6	8.0	7.1	10.0	10.0	9.0	10.0	9.0
451-484	Service producing industries - Branches productrices de services	81.2	84.9	90.1	97.2	100.7	96.1	95.0	98.6	104.8	114.5	112.2	120.6	120.7
041-999	Industrial aggregate - Ensemble des industries	120.9	129.1	136.3	144.1	146.7	136.7	134.0	135.2	142.3	153.9	151.0	162.7	161.3
NEW BRUNSWICK NOUVEAU-BRUNSWICK														
041-051	Logging and forestry - Exploitation forestière et serv. forestiers	1.8	1.4	1.5	2.1	1.8	1.8	1.6	1.8	1.5	2.1	1.7	2.3	2.3
061-092	Mining (incl. milling), quarrying and oil wells - Mines (y compris broyage), carrières et puits de pétrole	2.1	2.3	2.3	2.3	1.7	1.8	2.0	1.9	2.0	2.2	2.4	2.3	2.0
101-399	Manufacturing - Industries manufacturières	22.1	23.9	26.2	26.1	24.7	23.0	23.4	22.9	22.9	23.0	21.4	23.9	24.5
	Non-durable goods - Biens non durables	14.6	15.1	16.1	15.6	14.8	14.4	14.6	13.7	14.2	13.7	13.0	15.1	13.9
	Durable goods - Biens durables	7.5	8.8	10.1	10.5	9.8	8.6	8.8	9.2	8.7	9.3	8.4	8.8	10.6
101-109	Food - Aliments	6.4	6.5	7.2	7.0	6.6	6.6	6.7	6.2	6.8	6.3	5.9	6.8	6.5
251-259	Wood - Bois	3.2	3.8	3.8	3.7	3.6	2.8	2.8	3.4	3.4	3.4	3.4	3.9	4.9
251	Sawmill, planing mill & shingle mill products - Scieries, ateliers de rabotage et usines de bardeaux	2.2	2.2	2.3	1.9	1.9	1.6	1.6	2.1	2.2	2.4	2.4	2.7	3.5
271-279	Paper & allied products - Papier et produits connexes	4.4	4.6	4.7	4.8	4.3	4.5	4.2	3.8	4.1	4.0	4.0	4.1	3.6
271	Pulp & paper - Pâtes et papiers	4.1	4.2	4.2	4.5	3.9	4.1	3.8	3.5	3.7	3.5	3.5	3.5	3.0
401-449	Construction - Construction	7.1	7.9	9.6	11.6	11.8	10.7	9.9	9.1	9.1	8.5	8.9	8.9	8.1
401	Residential building & development - Promotion et construction de bâtiments résidentiels	1.0	1.2	1.4	1.8	2.2	2.1	1.7	1.9	1.6	1.5	1.4	1.5	1.4
421-429	Trade contracting - Entrepreneurs spécialisés	4.2	4.7	6.1	7.1	7.0	5.9	6.2	5.2	5.2	5.5	5.3	5.4	4.6
041-449	Goods producing industries - Branches productrices de biens	33.9	36.3	40.4	42.9	40.7	37.9	37.7	36.4	36.1	36.3	34.7	37.8	37.8
451-499	Transportation, storage, comm. & other utilities - Transp., entreposage, comm. et autres services publics	9.3	7.2	6.7	7.5	7.4	7.1	7.1	7.4	7.2	7.5	7.7	7.7	7.6

Annual Estimates of Employment, Earnings and Hours, 1986-1998, Statistics Canada
Estimations annuelles de l'emploi, des gains et de la durée du travail, 1986-1998, Statistique Canada

Table 4

Estimates of Employment, for Employees paid by the Hour, by Industry, Canada, Provinces and Territories.

Tableau 4

Estimations de l'emploi, pour les salariés rémunérés à l'heure, par industrie, Canada, provinces et territoires

SIC 1980 CTI	Industry Industrie	EMPLOYMENT IN THOUSANDS - EMPLOI EN MILLIERS												
		1986	1987	1988	1989	1990	1991	1992	1993	1994	1995	1996	1997	1998
NEW BRUNSWICK NOUVEAU-BRUNSWICK														
451-479	Transportation & storage - Transport et entreposage	7.5	5.3	4.8	5.6	5.4	5.1	5.1	5.4	5.3	5.6	6.0	6.0	5.2
451-459	Transportation - Transport	7.3	5.2	4.7	5.5	5.3	5.0	5.0	5.3	5.1	5.3	5.7	5.9	5.0
481-499	Communication & other utilities - Communications et autres services publics	1.8	2.0	1.9	1.9	2.0	2.1	2.0	2.0	2.0	1.9	1.7	1.7	2.5
501-692 Trade - Commerce		24.9	25.2	26.2	29.0	29.1	30.0	27.0	27.3	30.4	30.5	28.4	29.4	30.2
501-599	Wholesale Trade - Commerce de gros	4.3	4.7	4.7	5.1	5.2	5.7	4.9	5.4	4.6	5.4	5.5	6.9	6.1
601-692	Retail trade - Commerce de détail	20.6	20.5	21.4	23.9	23.8	24.4	22.1	21.9	25.9	25.1	22.9	22.5	24.1
601-603	Food, beverage and drug - Aliments, boissons et médicaments	7.5	7.6	8.4	9.1	8.4	8.6	8.1	8.9	10.1	9.6	7.9	8.5	10.5
601	Food stores - Magasins d'alimentation	5.2	5.1	6.0	6.4	5.8	6.3	6.1	6.5	7.9	7.3	5.8	6.6	8.2
611-615	Shoe, apparel, fabric & yarn - Chaussures, vêtements, tissus et filés	1.8	1.8	1.7	1.7	1.9	1.9	1.8	1.8	2.1	1.7	1.7	1.8	1.2
631-639	Auto vehicles, parts & access., sales & serv. Véhicules autos, pièces & access., vente & serv.	3.6	3.6	3.8	4.7	5.2	4.4	4.7	4.2	5.6	5.6	5.2	4.9	5.4
641-641	General merchandise stores - Magasins de marchandises diverses	4.4	4.2	4.1	4.6	4.8	5.7	4.7	4.5	5.0	5.1	4.9	4.2	3.7
651-692	Other retail n.e.c. - Autres commerces de détail n.c.a.	2.7	2.5	2.5	2.8	2.8	3.1	2.3	1.9	2.3	2.2	2.4	2.4	2.6
701-761 Finance, insurance & real estate - Finances, assur. & affaires immobilières		1.7	1.8	1.6	1.8	1.9	2.2	2.2	2.3	2.3	2.7	2.8	3.4	3.0
701-749	Finance & insurance - Intermédiaires financiers et assurances	1.2	1.1	1.1	1.2	1.4	1.4	1.3	1.7	1.6	1.8	1.8	2.3	2.4
701-709	Deposit accepting intermediaries - Intermédiaires financiers de dépôts	0.8	0.7	0.8	0.8	0.9	0.9	0.8	1.0	0.9	1.0	1.2	1.6	1.9
751-759	Real estate operators (exc'l developers) - Services immobiliers (sauf lotisseurs)	0.4	0.7	0.4	0.6	0.5	0.6	0.8	0.5	0.4	0.4	0.4	0.4	0.3
771-779 Comm., business & pers. services - Services 851-999 socio-culturels, comm. et pers.		36.8	41.1	43.6	46.4	47.3	46.6	46.6	46.8	49.4	50.9	52.4	51.3	52.4
771-779	Business services - Services aux entreprises	1.9	2.4	2.4	2.6	2.9	3.0	3.3	3.1	3.3	3.9	4.4	5.2	5.8
851-853	Educational services - Services d'enseignement	7.3	7.5	7.9	8.1	8.1	8.3	8.5	8.4	8.2	7.5	8.1	7.9	8.8
851	Elementary & secondary education - Enseignement élémentaire et secondaire	4.8	4.8	5.2	5.1	5.3	5.3	5.4	5.2	5.2	4.9	5.5	5.0	5.6
861-869	Health & social services - Services de soins de santé et services sociaux	19.4	20.6	21.8	23.6	24.7	24.3	24.7	25.1	25.7	24.8	26.6	24.6	26.4
861	Hospitals - Hôpitaux	12.9	13.9	13.5	14.2	14.3	14.4	15.0	14.8	14.7	14.6	14.8	15.3	14.8
911-922	Accommodation, food & beverage services - Hébergement et restauration	12.0	13.5	13.4	14.5	13.6	13.3	13.1	13.1	14.6	16.4	15.2	14.1	13.4
911-914	Accommodation services - Services d'hébergement	1.9	2.4	2.4	2.8	2.6	2.5	3.1	2.9	3.0	4.0	3.5	3.6	3.2
921-922	Food & beverage services - Services de la restauration	10.1	11.0	11.0	11.7	11.1	10.8	10.0	10.2	11.5	12.4	11.7	10.5	10.2
921	Food services - Services de restauration	9.6	10.5	10.4	11.1	10.5	10.1	9.3	9.5	10.9	11.7	10.9	9.7	9.5
961-999	Miscellaneous services - Services divers	3.3	4.2	5.5	5.3	5.6	5.4	5.1	5.1	5.5	5.5	5.7	6.9	6.3
451-484 Service producing industries - Branches 501-999 productrices de services		72.7	75.8	79.6	84.0	85.0	85.8	84.9	85.9	91.5	94.4	95.0	96.3	97.8
041-999 Industrial aggregate - Ensemble des industries		106.6	112.1	119.9	126.9	125.7	123.7	122.5	122.3	127.6	130.8	129.7	134.1	135.6

Annual Estimates of Employment, Earnings and Hours, 1986-1998, Statistics Canada
Estimations annuelles de l'emploi, des gains et de la durée du travail, 1986-1998, Statistique Canada

Table 4

Estimates of Employment, for Employees paid by the Hour, by Industry, Canada, Provinces and Territories.

Tableau 4

Estimations de l'emploi, pour les salariés rémunérés à l'heure, par industrie, Canada, provinces et territoires

SIC	Industry	EMPLOYMENT IN THOUSANDS - EMPLOI EN MILLIERS												
		1986	1987	1988	1989	1990	1991	1992	1993	1994	1995	1996	1997	1998
1980														
CTI	Industrie													
QUÉBEC														
041-051	Logging and forestry - Exploitation forestière et serv. forestiers	4.1	4.7	5.2	4.8	4.3	4.4	4.6	5.6	5.9	6.4	5.0	6.5	8.6
061-092	Mining (incl. milling), quarrying and oil wells Mines (y compris broyage), carrières et puits de pétrole	12.4	12.5	12.3	12.6	12.6	11.0	10.6	9.6	10.6	10.0	9.1	10.6	9.8
061-063	Mining - Mines	9.8	9.9	9.9	10.1	9.3	8.5	8.4	7.8	7.8	7.4	7.3	8.2	7.4
061	Metal mines - Mines de métaux	7.3	7.3	7.6	7.6	7.1	6.2	6.0	5.4	5.4	5.4	5.3	5.5	5.3
062	Non-metal mines (except coal) - Mines de minerais non métalliques (sauf le charbon)	2.5	2.5	2.3	2.5	2.3	2.3	2.4	2.4	2.3
091-092	Services incidental to mineral extraction - Industrie des services miniers	1.5	1.7	1.3	1.0	1.5	1.2	0.7	0.8	0.9	0.9	0.6	1.1	0.7
092	Services incidental to mining - Services relatifs à l'extraction minière	1.5	1.6	1.3	1.0	1.4	1.2	0.6	0.7	0.9
101-399	Manufacturing - Industries manufacturières	330.5	351.6	357.9	354.4	325.0	305.5	291.9	298.1	295.7	319.2	325.5	344.6	360.1
	Non-durable goods - Biens non durables	180.0	190.7	186.6	181.4	173.9	166.6	152.0	159.2	152.9	161.3	164.7	176.3	177.5
	Durable goods - Biens durables	150.5	160.9	171.2	173.0	151.1	138.9	140.0	138.9	142.9	157.9	160.8	168.2	182.6
101-109	Food - Aliments	25.1	28.6	30.5	29.6	30.4	27.8	28.2	26.8	27.0	27.1	30.1	31.5	33.3
243-249	Clothing - Habillement	42.9	42.3	40.1	36.9	35.9	32.3	26.3	33.8	31.4	32.1	33.5	36.1	37.3
243	Men's & boys' clothing - Vêtements pour hommes et garçons	12.3	10.8	10.2	10.2	9.4	9.2	9.0	9.4	10.1	12.0	11.2	10.8	11.8
244	Women's clothing - Vêtements pour dames	12.3	13.4	12.7	10.0	9.4	9.1	6.7	11.2	9.0	9.2	11.0	12.4	12.7
245-249	Clothing n.e.c. - Habillement n.c.a.	18.3	18.1	17.3	16.7	17.0	14.0	10.6	13.2	12.2	10.9	11.4	12.9	12.8
251-259	Wood - Bois	23.6	25.9	26.4	26.4	20.7	17.7	18.6	19.1	22.3	25.3	26.0	27.0	31.8
251	Sawmill, planing mill & shingle mill products - Scieries, ateliers de rabotage et usines de bardeaux	7.0	7.1	7.9	6.9	6.6	7.0	9.8	8.8	9.9	13.2	13.3	13.3	15.7
254	Sash, doors & other millwork - Portes, châssis et autres bois travaillés	12.5	14.8	13.7	15.2	10.0	6.2	4.5	6.3	7.1	7.6	8.0	9.0	10.9
261-269	Furniture & fixtures - Meubles et articles d'ameublement	19.8	17.1	17.7	17.6	15.3	16.5	12.8	12.0	10.9	11.6	12.0	12.2	14.3
261	Household furniture - Meubles de maison	16.6	14.1	14.5	14.0	11.7	12.2	8.9	8.4	7.1	7.3	6.4	6.4	7.4
271-279	Paper & allied products - Papier et produits connexes	35.2	36.6	36.8	35.9	34.0	32.2	29.5	26.2	24.5	25.2	23.9	23.6	22.2
271	Pulp & paper - Pâtes et papiers	26.5	27.2	27.0	25.8	23.9	22.3	19.7	18.2	17.1	18.2	17.1	16.3	15.6
281-284	Printing, publishing & allied ind.- Imprimerie, édition et industries connexes	25.7	29.3	25.6	26.2	22.1	20.3	19.7	20.9	20.1	22.4	22.4	24.3	21.8
281	Commercial printing - Impression commerciale	18.4	19.5	16.4	16.6	13.8	11.9	12.2	14.0	12.5	13.8	13.1	13.4	11.6
291-299	Primary metals - Première transformation des métaux	15.2	15.9	15.9	16.2	15.0	13.8	13.4	14.5	14.5	15.0	16.5	15.6	17.0
295	Non-ferrous metal smelting & refining - Fonte et affinage des métaux non-ferreux	7.2	7.5	7.5	7.8	7.5	5.5	4.8	5.7	5.9	6.4	7.3	6.3	6.9
301-309	Fabricated metal products - Fabrication des produits métalliques	23.6	27.8	29.4	29.2	26.2	25.0	23.2	22.3	22.6	25.9	25.7	28.6	32.2
308	Machine shops - Ateliers d'usinage	2.7	3.5	3.5	3.0	3.6	3.4	3.4	4.1	4.2	6.0	5.9	5.8	5.7
321-329	Transportation equipment - Matériel de transport	19.8	22.5	24.8	26.2	24.7	20.4	22.5	23.7	25.4	25.6	23.2	23.9	26.2
321	Aircraft & aircraft parts - Aéronefs et pièces d'aéronefs	7.6	8.6	8.7	9.4	10.4	9.8	10.5	9.8	10.0	10.2	11.1	11.2	12.5
323	Motor vehicles - Véhicules automobiles	4.0	4.2	4.6	4.7	3.8	2.3	2.4	4.1	4.4	3.9	2.8	3.0	2.9
331-339	Electrical & electronic products - Produits électriques et électroniques	19.3	20.1	21.0	21.2	18.7	15.7	14.9	15.0	16.0	17.2	18.8	19.9	21.2
335	Communication & other electronic equip. - Equip. de comm. et autre matériel électronique	5.5	5.4	6.1	6.1	4.8	3.6	4.9	6.6	6.4	8.4	10.0	10.1	11.1
391-399	Other manufacturing industries Autres industries manufacturières	12.6	12.7	14.7	12.7	11.6	13.7	19.8	16.5	14.1	17.1	17.9	19.4	17.1

Annual Estimates of Employment, Earnings and Hours, 1986-1998, Statistics Canada
Estimations annuelles de l'emploi, des gains et de la durée du travail, 1986-1998, Statistique Canada

Table 4

Estimates of Employment, for Employees paid by the Hour, by Industry, Canada, Provinces and Territories.

Tableau 4

Estimations de l'emploi, pour les salariés rémunérés à l'heure, par industrie, Canada, provinces et territoires

SIC 1980 CTI	Industry Industrie	EMPLOYMENT IN THOUSANDS - EMPLOI EN MILLIERS												
		1986	1987	1988	1989	1990	1991	1992	1993	1994	1995	1996	1997	1998
QUÉBEC														
401-449	Construction - Construction	90.8	93.3	100.9	109.1	94.7	71.9	56.5	61.8	63.5	66.4	58.2	62.8	69.2
401-402	Bldg, developing & general contracting - Constructeurs, promoteurs et entrep. généraux	16.3	18.6	22.3	24.0	22.2	16.4	13.1	11.9	15.0	15.6	13.7	14.6	16.9
401	Residential building & development - Promotion et construction de bâtiments résidentiels	9.8	11.2	13.4	14.5	13.2	9.6	9.0	7.9	9.5	10.0	9.5	10.4	11.7
402	Non-residential building & development - Promotion & constr. de bâtiments non résidentiels	6.5	7.4	8.8	9.5	9.0	6.8	4.0	4.0	5.5	5.6	4.3	4.2	5.2
411-412	Industrial & heavy (engineering) construction - Constr. lourde et industrielle (génie)	6.9	8.6	8.0	9.1	7.9	8.3	7.2	7.1	7.6	8.7	5.8	6.4	7.8
412	Highway & heavy constr. - Constr. de routes et constr. lourde	5.8	6.7	6.2	6.9	5.9	5.8	6.0	6.2	6.3	6.4	4.9	5.7	6.7
421-429	Trade contracting - Entrepreneurs spécialisés	65.7	64.3	68.6	73.9	62.7	45.8	34.3	41.5	39.7	40.9	37.6	40.5	43.5
041-449	Goods producing industries - Branches													
491-499	productrices de biens	448.2	472.9	488.3	493.8	448.7	404.8	375.7	387.3	388.1	414.3	408.8	434.6	456.8
451-499	Transportation, storage, comm. & other utilities - Transp., entreposage, comm. et autres services publics	57.4	53.9	63.0	61.7	62.0	63.2	68.1	69.5	70.7	69.7	65.0	68.7	74.1
451-479	Transportation & storage - Transport et entreposage	40.1	36.7	44.1	42.0	41.5	43.5	48.3	49.4	48.7	48.0	41.2	46.3	49.1
451-459	Transportation - Transport	39.5	36.1	43.4	41.6	40.9	42.8	47.4	48.2	48.0	46.9	40.1	45.3	48.2
456	Truck transport - Camionnage	11.9	13.6	20.1	18.9	18.3	15.0	16.7	13.0	14.4	13.9	12.4	16.7	16.1
457	Public passenger transit systems - Transport en commun	3.9	5.2	6.0	5.3	5.7	9.8	13.7	15.8	15.1	13.9	11.1	11.6	14.0
481-499	Communication & other utilities - Communications et autres services publics	17.3	17.2	18.9	19.7	20.5	19.7	19.8	20.1	22.0	21.7	23.8	22.4	25.0
481-484	Communication - Communications	7.0	6.4	6.9	6.8	8.5	7.8	7.7	7.8	9.7	9.4	12.9	12.3	15.9
482	Telecommunication carriers - Transmission des télécommunications	3.2	3.3	3.4	3.5	3.8	3.3	3.0	2.7	2.7	3.7	5.9	4.2	7.0
484	Postal & courier service - Services postaux et services de messagers	1.6	1.5	1.5	1.7	2.1	1.8	1.7	3.1	3.9	3.3	4.1	4.2	4.7
491-499	Other Utilities - Autres services publics	10.3	10.8	12.0	12.9	12.0	11.9	12.1	12.3	12.3	12.3	10.9	10.1	9.1
491	Electric power systems - Énergie électrique	6.4	6.7	7.0	7.3	7.8	8.0	7.9	8.3	8.4	8.1	7.1	6.3	6.1
501-692	Trade - Commerce	270.2	297.3	296.6	303.1	326.4	294.6	260.7	276.0	292.4	293.5	297.6	308.5	309.5
501-599	Wholesale Trade - Commerce de gros	41.3	45.9	48.6	54.5	63.1	56.2	44.2	54.3	65.6	67.8	72.8	68.7	71.6
521-524	Food, beverage, drug & tobacco - Produits alimentaires, boissons, médicaments et tabac	8.3	10.4	11.2	11.5	13.5	11.7	9.5	11.0	12.1	14.8	13.8	13.3	12.5
521	Food - Produits alimentaires	6.4	7.9	8.6	8.9	10.1	8.6	6.7	8.2	9.6	9.2	9.6	10.0	9.1
561-563	Metals, hardware, plumbing, heating & building materials - Métaux, quincaillerie, matér. de plomberie, de chauffage et de construction	8.0	8.3	8.3	10.1	11.1	8.8	9.1	9.8	13.4	13.2	13.5	12.6	14.3
563	Lumber & building materials - Bois et matériaux de construction	1.8	2.7	2.8	4.5	5.8	5.6	6.4	7.7	9.5	9.7	9.0	8.8	9.5
571-579	Machinery, equipment & supplies - Machines, matériel et fournitures	9.0	8.9	11.6	12.8	16.5	17.0	7.3	11.2	14.7	15.1	18.2	17.3	15.5
573	Industrial machinery, equipment & supplies - Machines, matériel et fournitures industriels	1.0	1.0	1.5	1.6	1.9	2.0	1.1	1.6	2.2	2.2	3.3	3.2	3.4
574	Electrical & electronic mach. equip. & supplies - Machines, matér., fournit. électric. & électro.	2.5	1.7	1.8	1.9	3.4	3.3	1.9	2.8	3.4	5.4	6.0	6.0	4.0
591-599	Other wholesale products - Autres produits divers, commerce de gros	4.0	5.4	4.9	6.1	7.7	5.7	6.2	8.7	10.8	9.9	12.1	11.1	14.1
601-692	Retail trade - Commerce de détail	228.9	251.4	248.0	248.6	263.4	238.4	216.5	221.7	226.8	225.7	224.7	239.8	237.9

Annual Estimates of Employment, Earnings and Hours, 1986-1998, Statistics Canada
Estimations annuelles de l'emploi, des gains et de la durée du travail, 1986-1998, Statistique Canada

Table 4

Estimates of Employment, for Employees paid by the Hour, by Industry, Canada, Provinces and Territories.

Tableau 4

Estimations de l'emploi, pour les salariés rémunérés à l'heure, par industrie, Canada, provinces et territoires

SIC 1980 CTI	Industry Industrie	EMPLOYMENT IN THOUSANDS - EMPLOI EN MILLIERS												
		1986	1987	1988	1989	1990	1991	1992	1993	1994	1995	1996	1997	1998
QUÉBEC														
601-603	Food, beverage and drug - Aliments, boissons et médicaments	93.4	101.1	99.6	99.2	104.9	93.0	73.2	79.2	85.4	87.1	83.6	85.5	92.5
601	Food stores - Magasins d'alimentation	81.3	87.9	85.7	82.5	88.3	65.7	51.7	57.0	64.2	65.7	62.8	65.5	72.0
603	Prescription drugs & patent medicine stores - Mag. de médicaments sur ordonnance & brevetés	6.9	8.0	8.7	11.1	11.3	23.4	17.9	18.7	17.7	17.9	17.2	16.3	17.5
611-615	Shoe, apparel, fabric & yarn - Chaussures, vêtements, tissus et filés	28.7	32.7	35.6	34.7	34.4	29.2	28.4	28.6	29.8	31.6	29.0	30.1	28.9
611	Shoe stores - Magasins de chaussures	4.4	4.9	4.8	3.4	3.4	3.0	4.5	4.4	5.4	4.8	5.0	4.7	3.6
613	Women's clothing stores - Magasins de vêtements pour dames	11.4	14.8	14.3	12.9	12.3	10.5	8.7	10.1	10.2	11.2	9.8	10.9	11.3
614	Clothing stores n.e.c. - Magasins de vêtements n.c.a.	8.3	8.6	11.1	14.0	14.5	11.6	12.1	9.3	9.6	11.3	10.6	10.5	9.7
621-623	Household furniture, appliances & furnishings - Meubles, appareils et accessoires de maison	10.8	12.2	9.9	10.0	12.8	12.0	6.4	9.1	10.9	11.5	11.3	13.0	11.5
621	Household furniture stores - Magasins de meubles de maison	3.1	3.7	3.2	3.1	4.0	3.9	2.3	2.0	3.5	4.1	4.3	4.6	4.3
622	Appliance, TV, radio & stereo stores - Magasins ménagers, tv, radio & appar. stéréo	4.8	4.7	3.6	3.7	5.2	4.5	2.1	3.7	4.9	4.7	4.5	5.2	4.4
623	Household furnishings stores - Magasins d'accessoires d'ameublement	2.9	3.8	3.1	3.1	3.6	3.6	2.1	3.4	2.5	2.8	2.4	3.2	2.8
631-639	Auto vehicles, parts & access., sales & serv. Véhicules autos, pièces & access., vente & serv.	50.4	54.8	54.1	56.5	59.5	50.6	53.0	50.6	47.8	43.4	46.7	51.3	45.9
631	Automobile dealers - Concessionnaires d'automobiles	12.3	13.3	14.8	15.8	17.3	12.2	12.9	14.2	15.7	15.7	19.5	21.5	16.8
633	Gasoline service stations - Stations-service	18.7	21.2	19.4	16.3	18.6	17.8	18.5	14.7	11.8	8.3	7.2	6.6	6.8
635	Motor vehicle repair shops - Ateliers de réparation d'automobiles	9.6	9.1	9.9	13.9	12.5	11.0	12.6	12.5	12.2	12.1	11.5	12.4	12.4
641-641	General merchandise stores - Magasins de marchandises diverses	24.6	25.1	24.4	23.1	22.5	30.5	30.5	27.2	25.2	25.3	25.1	27.1	25.3
651-692	Other retail n.e.c. - Autres commerces de détail n.c.a.	21.1	25.7	24.4	25.2	29.5	23.1	25.1	27.0	27.7	26.8	29.1	32.9	33.8
701-761	Finance, insurance & real estate - Finances, assur. & affaires immobilières	26.6	29.3	34.9	37.0	34.0	36.3	29.1	31.1	32.7	33.8	37.1	52.4	38.8
701-749	Finance & insurance - Intermédiaires financiers et assurances	18.1	19.8	23.4	24.6	22.8	23.0	19.9	20.5	20.5	21.5	23.3	33.9	28.3
701-709	Deposit accepting intermediaries - Intermédiaires financiers de dépôts	13.0	13.6	13.9	13.2	14.6	16.9	14.1	14.1	13.6	13.6	14.6	20.5	19.7
701-702	Banks - Banques	2.6	2.7	2.7	2.6	2.9	3.4	3.6	3.6	3.7	3.2	3.7	6.5	9.5
705	Credit unions - Caisses d'épargne et de crédit	10.0	10.5	10.7	10.2	11.2	12.9	9.8	9.9	9.1	9.6	10.0	12.1	9.0
731-733	Insurance - Assurances	0.6	0.6	0.8	0.8	1.1	2.2	2.1	2.0	2.1	2.4	3.4	5.5	2.4
751-759	Real estate operators (exc'l developers) - Services immobiliers (sauf lotisseurs)	6.9	7.5	7.8	9.1	7.7	7.8	6.9	7.8	7.6	7.1	6.5	8.6	6.0
761-761	Insurance & real estate agent - Agences d'assur. et agences immobilières	1.6	2.0	3.7	3.3	3.5	5.5	2.3	2.8	4.6	5.2	7.3	9.8	4.4
771-779	Comm., business & pers. services - Services	439.1	455.3	471.4	497.7	503.8	497.3	499.1	500.1	500.1	530.1	551.4	561.1	557.7
851-999	socio-culturels, comm. et pers.													
771-779	Business services - Services aux entreprises	51.7	56.8	57.1	64.4	63.5	61.1	58.0	54.2	61.1	57.5	66.8	66.7	69.7
775	Arch., eng. & other scientific & tech. serv. - Arch., ingénieurs et autres serv. scient. et tech.	7.6	9.1	8.9	12.5	12.8	16.9	15.8	9.5	10.1	7.1	11.7	12.2	13.6
779	Other business services - Autres services aux entreprises	19.4	19.8	21.4	20.5	19.4	19.1	18.6	19.0	19.1	18.7	16.6	15.9	20.5
851-853	Educational services - Services d'enseignement	81.2	82.3	84.3	85.2	86.9	88.6	91.5	91.8	93.6	92.5	94.0	100.2	98.1
851	Elementary & secondary education - Enseignement élémentaire et secondaire	43.6	44.4	45.7	46.9	48.2	49.5	51.4	51.5	52.7	52.0	59.3	66.5	59.5

Annual Estimates of Employment, Earnings and Hours, 1986-1998, Statistics Canada
Estimations annuelles de l'emploi, des gains et de la durée du travail, 1986-1998, Statistique Canada

Table 4

Estimates of Employment, for Employees paid by the Hour, by Industry, Canada, Provinces and Territories.

Tableau 4

Estimations de l'emploi, pour les salariés rémunérés à l'heure, par industrie, Canada, provinces et territoires

SIC 1980 CTI	Industry Industrie	EMPLOYMENT IN THOUSANDS - EMPLOI EN MILLIERS												
		1986	1987	1988	1989	1990	1991	1992	1993	1994	1995	1996	1997	1998
QUÉBEC														
852	Post-second. non-university education - Enseignement postsecondaire non univers.	12.1	11.5	12.4	12.5	12.4	12.9	12.8	13.2	12.4	11.6	11.7	12.1	14.4
853	University education - Enseignement universitaire	25.5	26.4	26.2	25.7	26.3	26.2	27.3	27.1	28.5	28.8	23.0	21.6	24.2
861-869	Health & social services - Services de soins de santé et services sociaux	192.3	196.4	207.8	205.4	211.6	215.8	225.7	230.9	224.7	238.4	246.4	241.5	237.6
861	Hospitals - Hôpitaux	121.2	122.8	123.8	125.1	125.6	130.0	132.8	134.4	134.4	134.0	132.1	126.8	128.4
862	Other institutional health & social services - Autres établ. de soins de santé & serv. sociaux	36.4	36.8	39.4	36.5	38.3	36.4	46.0	43.5	36.7	47.0	45.3	41.2	43.2
911-922	Accommodation, food & beverage services - Hébergement et restauration	129.7	131.6	136.0	153.9	142.0	144.5	142.6	137.3	132.2	146.1	144.7	148.5	149.4
911-914	Accommodation services - Services d'hébergement	23.7	24.7	28.5	28.2	24.9	27.6	31.9	26.1	24.8	26.0	24.6	24.4	29.1
911	Hotels, motels & tourist courts - Hôtels, motels et camps pour touristes	23.1	22.9	28.1	27.7	23.9	21.5	23.8	21.6	22.6	23.2	21.5	21.3	26.0
921-922	Food & beverage services - Services de la restauration	106.0	106.9	107.5	125.7	117.1	116.9	110.7	111.3	107.4	120.0	120.2	124.1	120.3
921	Food services - Services de restauration	92.1	92.9	93.5	109.2	101.9	104.4	97.0	100.4	96.8	107.9	107.8	110.6	106.3
961-999	Miscellaneous services - Services divers	64.1	68.5	68.3	71.8	81.9	72.6	70.0	73.5	77.9	83.7	88.9	100.6	97.1
961-969	Amusement & recreational services - Services de divertissements et de loisirs	21.7	19.5	23.3	19.8	23.0	23.2	25.7	24.8	27.7	26.7	26.2	28.6	34.0
960	Other amusement & recreational services n.e.c - Autres serv. de divertis. et de loisirs n.c.a.	7.7	5.9	6.3	5.2	6.8	8.3	9.5	9.5	11.2	12.2	12.8	12.0	14.2
991-999	Other services - Autres services	24.0	27.3	26.0	30.7	37.6	30.5	26.3	25.8	28.7	31.7	32.1	37.3	34.4
990	Other services n.e.c. - Autres services n.c.a.	13.8	14.8	14.0	16.8	20.6	16.2	13.8	12.6	13.9	14.1	13.9	15.0	13.1
995	Services to buildings & dwellings - Serv. relatifs aux bâtiments et habitations	8.1	10.0	9.5	11.2	13.2	11.1	10.1	11.1	11.1	12.6	12.0	14.4	13.9
451-484	Service producing industries - Branches													
501-999	productrices de services	799.1	841.5	871.8	886.7	914.3	884.2	864.3	882.8	903.2	935.5	964.5	1,013.5	1,004.6
041-999	Industrial aggregate - Ensemble des industries	1,247.3	1,314.4	1,360.1	1,380.6	1,362.9	1,289.0	1,240.0	1,270.1	1,291.2	1,349.8	1,373.2	1,448.1	1,461.4
ONTARIO														
041-051	Logging and forestry - Exploitation forestière et serv. forestiers	7.4	7.4	6.1	6.0	5.4	4.7	5.5	5.4	5.0	5.4	4.6	4.0	4.2
041	Logging - Exploitation forestière	7.3	7.3	6.0	5.9	5.3	4.6	4.7	4.1	3.8	4.4	4.0	3.7	3.6
061-092	Mining (incl. milling), quarrying and oil wells Mines (y compris broyage), carrières et puits de pétrole	15.3	16.8	18.7	17.3	16.3	14.3	12.8	13.4	12.8	13.9	13.7	13.7	12.2
061-063	Mining - Mines	12.5	12.6	12.4	12.6	11.9	10.1	9.6	9.5	8.9	9.0	8.8	8.9	8.1
061	Metal mines - Mines de métaux	11.7	11.6	11.4	11.7	11.1	9.3	8.6	8.4	8.0	8.0	8.0	8.1	7.5
081-082	Quarries and sand pits - Carrières et sablières	0.5	0.7	0.8	1.0	1.6	1.8	1.6	2.0	2.1	2.6	2.4	2.4	2.3
091-092	Services incidental to mineral extraction - Industrie des services miniers	1.7	3.2	5.2	3.2	2.3	2.0	1.3	1.7	1.7	2.2	2.4	2.3	1.7
091	Services incid. to crude petroleum & nat. gas - Services relat. au pétrole brut et au gas nat.	0.3	0.6	1.1	0.8	0.6	0.6	0.4	0.6	0.3	0.4	0.2	0.2	0.2
092	Services incidental to mining - Services relatifs à l'extraction minière	1.4	2.6	4.1	2.4	1.6	1.4	0.8	1.1	1.4	1.8	2.2	2.1	1.5
101-399	Manufacturing - Industries manufacturières	611.2	631.6	632.6	649.0	585.7	510.0	478.8	479.5	513.5	532.9	548.0	585.7	584.5

Annual Estimates of Employment, Earnings and Hours, 1986-1998, Statistics Canada
Estimations annuelles de l'emploi, des gains et de la durée du travail, 1986-1998, Statistique Canada

Table 4

Estimates of Employment, for Employees paid by the Hour, by Industry, Canada, Provinces and Territories.

Tableau 4

Estimations de l'emploi, pour les salariés rémunérés à l'heure, par industrie, Canada, provinces et territoires

SIC	Industry	EMPLOYMENT IN THOUSANDS - EMPLOI EN MILLIERS												
		1986	1987	1988	1989	1990	1991	1992	1993	1994	1995	1996	1997	1998
1980														
CTI	Industrie													
ONTARIO														
	Non-durable goods - Biens non durables	224.1	231.7	225.9	231.5	215.1	189.9	175.6	178.4	186.7	187.8	191.9	199.9	207.0
	Durable goods - Biens durables	387.1	399.9	406.7	417.5	370.6	320.0	303.2	301.1	326.9	345.0	356.1	385.7	377.5
101-109	Food - Aliments	50.4	54.3	53.6	54.0	51.3	48.0	45.0	46.0	48.6	48.8	48.0	47.8	51.2
101	Meat and poultry products - Viande & volaille	11.4	13.6	13.8	14.4	13.1	12.5	12.5	12.5	13.5	13.3	13.2	12.3	13.1
107	Bakery products - Produits de boulangerie-pâtisserie	8.5	9.3	9.5	9.8	8.6	7.7	8.4	9.0	8.9	9.4	8.6	9.5	9.6
161-169	Plastic products - Produits en matière plastique	18.8	21.2	23.0	26.4	24.6	22.3	15.5	17.0	18.6	21.0	21.6	22.9	24.9
243-249	Clothing - Habillement	23.2	24.7	24.1	23.3	20.1	13.8	12.0	12.3	11.7	12.7	12.8	14.4	16.2
251-259	Wood - Bois	16.3	18.7	18.9	22.2	18.2	13.7	13.6	15.3	16.3	16.5	18.0	21.5	22.5
261-269	Furniture & fixtures - Meubles et articles d'ameublement	17.9	19.4	19.6	20.9	18.0	14.2	13.7	13.8	16.0	16.1	17.2	22.3	21.1
271-279	Paper & allied products - Papier et produits connexes	28.3	29.3	29.6	30.1	28.4	24.9	23.8	23.4	23.3	23.3	24.0	25.5	24.8
271	Pulp & paper - Pâtes et papiers	15.4	15.3	15.5	15.5	14.6	13.3	12.3	11.1	10.9	10.8	10.0	11.0	9.6
273	Paper boxes & bags - Boîtes en carton et sacs en papier	5.8	6.4	6.9	6.5	6.3	5.6	5.8	6.3	7.1	7.2	7.6
281-284	Printing, publishing & allied ind.- Imprimerie, édition et industries connexes	30.2	31.7	28.4	32.8	28.8	26.5	28.0	30.8	30.9	31.8	32.6	35.1	35.3
281	Commercial printing - Impression commerciale	16.8	17.9	16.2	20.9	17.7	15.3	16.2	17.8	18.1	18.7	18.2	18.9	17.2
282	Platemaking, typesetting & bindery - Clichage, composition et reliure	4.6	4.7	4.4	4.1	3.9	3.6	4.3	5.2	4.8	4.3	4.7	4.2	3.7
284	Combined publishing & printing - Impression et édition combinées	6.0	6.4	5.5	5.3	5.0	5.0	4.5	4.8	4.2	4.5	4.3	4.8	5.5
291-299	Primary metals - Première transformation des métaux	47.7	47.2	47.8	46.8	38.4	35.9	33.7	33.2	34.6	37.1	34.1	35.9	35.4
291	Primary steel - Sidérurgie	27.5	27.1	27.4	27.3	21.3	20.7	19.8	18.8	18.8	20.3	19.7	20.4	20.2
301-309	Fabricated metal products - Fabrication des produits métalliques	71.8	71.4	70.0	69.9	63.3	55.5	54.5	50.2	55.2	57.2	59.4	67.7	69.9
304	Stamped, pressed & coated metal products Embout., matricage et revêtement des métaux	25.8	22.7	23.2	22.0	18.0	17.1	12.9	12.6	12.9	13.2	13.1	15.2	15.1
311-319	Machinery (ex. elect. mach.) - Machinerie (sauf électrique)	28.0	27.3	28.4	31.3	26.2	19.6	18.1	21.4	25.8	29.4	31.7	35.7	32.5
319	Other machinery & equipment - Autres machineries et équipements	24.7	23.6	24.8	27.6	23.0	17.0	15.5	18.5	22.8	26.1	28.1	31.7	28.7
321-329	Transportation equipment - Matériel de transport	113.7	119.3	122.7	126.2	115.8	105.1	102.1	104.3	110.8	115.2	120.7	120.5	119.0
323	Motor vehicles - Véhicules automobiles	33.4	33.9	33.5	35.6	34.6	36.4	36.3	35.8	37.2	37.3	38.9	36.8	38.3
325	Motor vehicle parts & accessories - Pièces et accessoires pour véhicules automobiles	60.0	64.0	66.9	68.2	61.9	52.6	52.2	56.5	60.6	64.1	65.1	66.5	64.3
331-339	Electrical & electronic products - Produits électriques et électroniques	48.9	51.3	53.6	53.9	46.4	38.7	37.9	35.9	37.2	38.5	37.8	39.5	36.2
330	Electrical & electronic products n.e.c. - Produits électriques et électroniques n.c.a.	16.7	17.7	17.6	17.4	14.4	10.9	10.1	8.7	8.3	8.6	7.7	7.5	5.8
335	Communication & other electronic equip. - Equip. de comm. et autre matériel électronique	11.9	12.2	13.3	14.9	12.3	11.2	11.7	12.6	13.8	15.4	15.2	16.5	15.0
337	Electrical industrial equipment - Matériel électrique d'usage industriel	8.6	9.1	10.0	9.1	9.2	7.2	6.1	6.7	5.7	6.8	7.2	8.2	7.1
371-379	Chemical & chemical products - Produits chimiques	22.0	21.8	21.5	23.1	23.6	22.5	20.0	19.0	20.8	20.2	21.7	21.5	20.1
374	Pharmaceuticals & medicine - Produits pharmaceutiques et médicaments	3.5	3.5	3.7	3.9	3.8	3.9	3.4	3.1	3.6	4.6	4.3	4.5	4.9
379	Other chemical products - Autres produits chimiques	6.6	5.9	5.6	6.5	6.9	5.1	4.2	3.4	3.8	2.9	4.0	4.0	3.5
391-399	Other manufacturing industries - Autres industries manufacturières	25.7	26.8	26.7	26.4	25.3	22.9	16.4	15.1	18.7	21.5	23.7	27.3	24.7
401-449	Construction - Construction	148.6	153.3	157.6	167.7	164.0	136.9	105.9	93.5	100.0	101.9	107.3	107.4	111.9

Annual Estimates of Employment, Earnings and Hours, 1986-1998, Statistics Canada
Estimations annuelles de l'emploi, des gains et de la durée du travail, 1986-1998, Statistique Canada

Table 4

Estimates of Employment, for Employees paid by the Hour, by Industry, Canada, Provinces and Territories.

Tableau 4

Estimations de l'emploi, pour les salariés rémunérés à l'heure, par industrie, Canada, provinces et territoires

SIC 1980 CTI	Industry Industrie	EMPLOYMENT IN THOUSANDS - EMPLOI EN MILLIERS												
		1986	1987	1988	1989	1990	1991	1992	1993	1994	1995	1996	1997	1998
ONTARIO														
401-402	Bldg, developing & general contracting - Constructeurs, promoteurs et entrep. généraux	38.0	35.3	39.9	44.0	33.6	23.5	22.2	18.5	19.9	18.9	20.3	21.1	22.1
401	Residential building & development - Promotion et construction de bâtiments résidentiels	28.2	26.2	29.6	32.7	24.9	16.2	14.6	13.0	14.2	13.8	14.5	15.5	16.2
402	Non-residential building & development - Promotion & constr. de bâtiments non résidentiels	9.8	9.1	10.3	11.3	8.7	7.3	7.6	5.5	5.7	5.2	5.8	5.6	5.9
411-412	Industrial & heavy (engineering) construction - Constr. lourde et industrielle (génie)	15.5	17.9	18.1	19.1	21.8	20.3	15.6	14.5	13.8	12.9	12.7	11.5	13.6
412	Highway & heavy constr. - Constr. de routes et constr. lourde	14.1	16.4	16.7	17.6	20.1	19.2	14.6	13.1	11.6	11.3	11.6	10.5	12.0
421-429	Trade contracting - Entrepreneurs spécialisés	88.4	92.6	92.7	96.9	100.8	87.9	66.1	59.7	64.4	66.1	69.9	70.9	73.1
041-449	Goods producing industries - Branches													
491-499	productrices de biens	804.5	831.5	839.2	865.4	798.7	692.3	629.1	617.2	658.4	678.9	698.3	735.3	732.4
451-499	Transportation, storage, comm. & other utilities - Transp., entreposage, comm. et autres services publics	110.7	100.7	105.3	109.1	118.4	110.2	107.6	104.6	111.2	107.7	112.6	131.2	135.4
451-479	Transportation & storage - Transport et entreposage	73.9	65.0	67.8	67.1	75.3	70.0	69.1	66.1	70.2	64.4	66.2	81.1	78.1
451-459	Transportation - Transport	72.8	63.7	66.4	65.7	73.6	67.9	67.1	63.3	67.2	61.9	63.4	77.1	73.8
456	Truck transport - Camionnage	31.3	31.2	30.9	30.0	31.8	26.7	23.4	20.4	20.7	20.4	21.9	28.1	26.5
457	Public passenger transit systems - Transport en commun	13.0	13.7	14.1	15.3	20.5	20.8	21.4	21.2	19.5	18.2	17.1	20.2	20.5
458-459	Transportation n.e.c. - Transport n.c.a.	8.6	8.8	10.1	9.5	10.4	9.6	11.1	10.4	10.8	11.7	11.6	13.4	11.5
481-499	Communication & other utilities - Communications et autres services publics	36.8	35.7	37.4	42.0	43.1	40.2	38.5	38.6	41.0	43.3	46.4	50.1	57.3
481-484	Communication - Communications	14.7	13.3	13.3	16.7	15.7	13.6	12.3	13.1	14.0	18.3	21.7	25.4	37.6
484	Postal & courier service - Services postaux et services de messagers	12.4	10.6	10.0	10.4	10.9	8.9	7.8	9.3	9.4	11.4	13.8	15.2	12.4
491-499	Other Utilities - Autres services publics	22.1	22.4	24.1	25.3	27.3	26.5	26.2	25.5	27.0	24.9	24.7	24.7	19.7
491	Electric power systems - Énergie électrique	14.2	14.4	15.3	15.8	17.2	16.9	17.0	16.0	15.9	15.3	15.1	15.0	11.7
499	Other utilities n.e.c. - Autres services publics n.c.a.	3.7	3.9	4.5	5.1	5.6	5.1	4.6	4.8	6.7	5.3	5.0	5.1	4.1
501-692	Trade - Commerce	443.2	440.4	451.1	486.0	515.2	452.0	450.1	461.8	450.7	482.6	475.7	478.6	486.9
501-599	Wholesale Trade - Commerce de gros	87.1	83.0	84.7	99.0	97.3	81.0	90.0	89.2	86.7	96.7	111.1	102.6	120.0
521-524	Food, beverage, drug & tobacco - Produits alimentaires, boissons, médicaments et tabac	16.5	16.0	16.9	20.5	16.2	14.5	18.7	13.9	14.7	16.4	19.6	20.7	18.2
551-552	Motor vehicles, parts & accessories - Véhicules auto., pièces et accessoires	8.4	6.3	7.5	10.1	8.2	6.8	10.2	10.0	9.1	10.4	10.5	10.1	12.5
561-563	Metals, hardware, plumbing, heating & building materials - Métaux, quincaillerie, matér. de plomberie, de chauffage et de construction	20.8	18.8	19.5	22.7	22.3	18.0	17.3	19.0	17.1	20.0	19.9	18.2	22.8
591-599	Other wholesale products - Autres produits divers, commerce de gros	9.7	8.9	11.2	12.3	16.2	12.9	13.5	17.5	15.1	18.6	18.5	15.7	24.4
601-692	Retail trade - Commerce de détail	356.1	357.4	366.4	387.0	417.9	371.0	360.0	372.6	363.9	385.9	364.6	376.0	366.9
601-603	Food, beverage and drug - Aliments, boissons et médicaments	106.3	115.2	118.1	124.9	143.2	122.9	123.7	139.5	133.0	147.2	129.3	125.8	135.8
601	Food stores - Magasins d'alimentation	87.6	93.2	92.5	97.3	111.8	93.3	94.9	106.3	100.2	110.2	98.2	94.1	99.9
603	Prescription drugs & patent medicine stores - Mag. de médicaments sur ordonnance & brevetés	14.0	17.0	20.3	22.7	26.5	25.2	24.0	28.6	28.1	30.7	23.7	23.3	27.6
611-615	Shoe, apparel, fabric & yarn - Chaussures, vêtements, tissus et filés	29.1	29.0	31.9	34.3	35.5	32.5	31.2	30.2	31.3	32.9	34.5	38.8	28.8

Annual Estimates of Employment, Earnings and Hours, 1986-1998, Statistics Canada
Estimations annuelles de l'emploi, des gains et de la durée du travail, 1986-1998, Statistique Canada

Table 4

Estimates of Employment, for Employees paid by the Hour, by Industry, Canada, Provinces and Territories.

Tableau 4

Estimations de l'emploi, pour les salariés rémunérés à l'heure, par industrie, Canada, provinces et territoires

SIC 1980 CTI	Industry Industrie	EMPLOYMENT IN THOUSANDS - EMPLOI EN MILLIERS												
		1986	1987	1988	1989	1990	1991	1992	1993	1994	1995	1996	1997	1998
ONTARIO														
613	Women's clothing stores - Magasins de vêtements pour dames	14.1	13.2	14.7	15.6	16.2	13.0	10.9	12.9	13.5	13.9	15.0	16.8	11.7
614	Clothing stores n.e.c. - Magasins de vêtements n.c.a.	7.8	8.1	8.3	9.7	9.5	8.4	9.8	7.9	8.2	9.2	11.8	12.8	9.5
631-639	Auto vehicles, parts & access., sales & serv. Véhicules autos, pièces & access., vente & serv.	74.2	69.2	67.1	72.7	79.7	61.7	63.2	63.4	65.2	68.0	67.7	71.5	66.1
631	Automobile dealers - Concessionnaires d'automobiles	17.7	16.7	13.7	16.2	16.4	15.3	15.6	14.3	15.3	17.9	22.7	25.8	21.1
633	Gasoline service stations - Stations-service	21.8	20.0	21.9	23.2	25.4	20.2	20.8	18.4	16.7	15.3	13.8	12.4	12.3
634	Automotive parts & accessories stores - Mag. de pièces et accessoires pour automobiles	18.7	16.8	15.1	16.1	18.0	12.3	11.6	14.0	12.7	14.2	11.8	12.3	12.7
635	Motor vehicle repair shops - Ateliers de réparation d'automobiles	12.9	12.7	13.0	13.7	15.8	10.7	11.5	14.4	15.9	15.9	14.9	16.3	15.6
641-641	General merchandise stores - Magasins de marchandises diverses	77.4	74.8	77.4	84.8	84.9	84.7	74.8	66.8	63.9	63.1	62.5	63.9	63.2
651-692	Other retail n.e.c. - Autres commerces de détail n.c.a.	47.9	48.6	52.4	50.6	56.9	52.9	52.8	58.2	55.9	60.1	55.8	58.9	56.9
701-761	Finance, insurance & real estate - Finances, assur. & affaires immobilières	34.0	37.5	46.1	52.6	58.2	48.0	45.5	48.7	50.1	52.2	58.6	46.3	55.5
701-749	Finance & insurance - Intermédiaires financiers et assurances	12.0	15.0	20.2	24.0	26.5	27.7	28.6	27.4	30.6	32.2	38.4	32.1	38.3
701-709	Deposit accepting intermediaries - Intermédiaires financiers de dépôts	10.1	12.9	17.2	21.1	22.9	22.9	23.1	21.2	22.4	23.0	22.6	21.4	25.4
701-702	Banks - Banques	6.9	8.7	11.7	14.3	15.5	15.5	15.0	15.2	15.5	16.1	15.7	15.5	17.6
703	Trust Companies - Sociétés de fiducie	2.3	2.9	3.8	4.7	5.1	5.1	4.8	4.4	4.0	3.7	3.8	4.4	4.2
751-759	Real estate operators (exc'l developers) - Services immobiliers (sauf lotisseurs)	16.7	17.5	19.5	22.1	20.0	12.1	12.5	15.3	12.2	13.0	11.5	8.2	10.3
761-761	Insurance & real estate agent - Agences d'assur. et agences immobilières	5.3	5.0	6.3	6.6	11.7	8.3	4.4	6.0	7.3	7.1	8.7	6.0	6.9
771-779	Comm., business & pers. services - Services socio-culturels, comm. et pers.	676.7	725.3	715.2	742.6	776.9	756.2	713.8	732.1	746.1	800.9	823.1	817.7	888.4
771-779	Business services - Services aux entreprises	111.0	110.7	99.3	105.3	99.0	98.3	73.3	78.1	92.1	110.5	128.1	120.3	137.8
771	Employment agencies & personnel suppliers - Bureaux de placement et location de pers.	24.5	30.0	31.8	37.3	26.4	24.7	19.6	19.9	26.2	34.7	32.7	30.2	39.6
779	Other business services - Autres services aux entreprises	24.8	22.8	23.8	25.1	28.4	32.1	27.3	26.8	30.9	36.2	32.7	29.7	42.2
851-853	Educational services - Services d'enseignement	107.3	117.9	120.8	125.3	131.8	134.8	135.6	136.8	134.9	135.2	141.5	145.7	150.1
851	Elementary & secondary education - Enseignement élémentaire et secondaire	55.4	57.6	60.6	64.9	68.2	69.6	70.2	70.3	69.4	69.5	88.4	97.2	96.0
852	Post-second. non-university education - Enseignement postsecondaire non univers.	17.0	20.0	19.2	18.3	18.9	19.5	20.1	21.4	21.9	21.5	18.4	17.4	16.7
853	University education - Enseignement universitaire	34.8	40.4	41.0	42.2	44.6	45.6	45.2	45.0	43.6	44.1	34.7	31.1	37.5
861-869	Health & social services - Services de soins de santé et services sociaux	229.9	249.8	249.7	264.5	277.1	289.1	290.8	292.0	286.5	314.4	306.6	320.9	326.3
861	Hospitals - Hôpitaux	131.7	136.5	141.6	146.0	149.9	155.7	156.7	154.4	154.8	154.5	140.8	135.5	131.3
862	Other institutional health & social services - Autres établ. de soins de santé & serv. sociaux	53.5	54.0	51.5	58.5	55.2	55.9	53.1	53.6	53.5	63.5	54.6	54.9	63.9
865	Private practice of physicians, surgeons & dentist - Cabinets privés de médecins chirurgiens, dentistes	9.7	16.8	14.3	12.1	19.0	24.6	29.5	31.1	22.3	27.9	32.6	35.9	33.4
869	Health & social service ass'n's & agencies - Assoc. & org. de santé et de services sociaux	10.4	12.6	13.1	14.4	15.6	13.7	13.1	13.4	14.1	15.6	20.9	19.0	19.3
911-922	Accommodation, food & beverage services - Hébergement et restauration	225.5	246.5	242.5	242.7	262.6	233.9	214.5	228.0	227.5	225.9	235.3	232.1	253.2

Annual Estimates of Employment, Earnings and Hours, 1986-1998, Statistics Canada
Estimations annuelles de l'emploi, des gains et de la durée du travail, 1986-1998, Statistique Canada

Table 4

Estimates of Employment, for Employees paid by the Hour, by Industry, Canada, Provinces and Territories.

Tableau 4

Estimations de l'emploi, pour les salariés rémunérés à l'heure, par industrie, Canada, provinces et territoires

SIC 1980 CTI	Industry Industrie	EMPLOYMENT IN THOUSANDS - EMPLOI EN MILLIERS												
		1986	1987	1988	1989	1990	1991	1992	1993	1994	1995	1996	1997	1998
ONTARIO														
911-914	Accommodation services - Services d'hébergement	44.7	47.1	49.3	46.6	52.1	47.5	41.7	41.9	40.7	39.5	45.0	43.1	41.6
911	Hotels, motels & tourist courts - Hôtels, motels et camps pour touristes	43.6	44.6	46.4	44.5	50.0	43.7	37.6	36.7	37.0	36.1	40.8	39.2	37.9
921-922	Food & beverage services - Services de la restauration	180.8	199.4	193.2	196.1	210.4	186.5	172.7	186.1	186.8	186.4	190.4	189.0	211.6
921	Food services - Services de restauration	161.0	177.5	172.0	174.6	187.6	170.5	162.3	180.8	179.3	178.3	182.5	181.1	202.6
961-999	Miscellaneous services - Services divers	102.9	110.2	116.0	122.3	129.7	125.7	126.5	126.4	130.8	140.2	143.4	135.2	162.2
961-969	Amusement & recreational services - Services de divertissements et de loisirs	39.5	41.7	43.9	47.8	56.2	45.7	48.6	47.8	47.6	53.0	49.6	48.7	62.5
991-999	Other services - Autres services	33.7	37.3	42.4	41.6	43.2	46.4	41.7	42.9	45.5	48.4	51.1	45.3	56.0
990	Other services n.e.c. - Autres services n.c.a.	13.2	14.8	12.9	13.4	17.0	21.2	15.8	18.7	21.6	21.2	17.4	22.6	22.6
451-484	Service producing industries - Branches productrices de services	1,259.3	1,298.2	1,311.7	1,365.1	1,441.4	1,345.0	1,311.7	1,342.0	1,351.9	1,440.9	1,470.9	1,483.4	1,591.5
041-999	Industrial aggregate - Ensemble des industries	2,063.9	2,129.7	2,150.9	2,230.5	2,240.1	2,037.4	1,940.8	1,959.2	2,010.2	2,119.8	2,169.3	2,218.7	2,324.0
MANITOBA														
061-092	Mining (incl. milling), quarrying and oil wells Mines (y compris broyage), carrières et puits de pétrole	2.9	2.9	3.0	3.4	3.3	2.9	2.9	2.9	2.6	2.3	1.8	2.4	2.3
101-399	Manufacturing - Industries manufacturières	39.4	41.4	42.1	42.5	40.9	33.4	32.7	32.6	33.2	36.8	36.7	39.6	41.8
	Non-durable goods - Biens non durables	20.9	21.8	21.9	21.2	20.0	16.7	16.2	15.9	15.4	17.0	15.0	16.0	17.3
	Durable goods - Biens durables	18.5	19.6	20.3	21.3	20.9	16.8	16.5	16.7	17.7	19.9	21.7	23.7	24.6
101-109	Food - Aliments	7.2	7.7	7.5	6.9	6.1	5.5	5.3	5.3	4.8	5.2	4.9	4.6	4.5
101	Meat and poultry products - Viande & volaille	3.8	4.1	4.0	3.5	2.8	2.6	2.6	2.3	2.1	2.2	1.8	1.7	1.3
243-249	Clothing - Habillement	4.8	5.1	4.9	4.5	4.2	2.7	2.4	2.5	2.6	2.6	2.3	2.6	3.2
251-259	Wood - Bois	1.7	1.5	1.7	1.8	1.8	1.7	1.5	2.0	3.0	3.0	2.7	3.0	3.4
254	Sash, doors & other millwork - Portes, châssis et autres bois travaillés	1.4	1.3	1.4	1.4	1.5	1.3	1.3	1.7	2.2	2.5	2.2	2.4	2.6
281-284	Printing, publishing & allied ind.- Imprimerie, édition et industries connexes	3.5	3.9	4.2	4.3	4.2	3.9	4.6	3.6	3.7	3.7	3.5	3.8	3.8
281	Commercial printing - Impression commerciale	1.1	1.6	1.8	1.7	1.6	1.6	2.3	1.6	1.8	2.2	2.1	2.3	1.9
321-329	Transportation equipment - Matériel de transport	4.1	4.2	4.4	4.9	5.1	4.5	4.4	4.2	4.5	4.7	5.3	6.4	6.9
321	Aircraft & aircraft parts - Aéronefs et pièces d'aéronefs	1.7	2.0	2.0	2.4	2.7	2.3	2.2	2.1	2.1	2.0	1.9	2.2	2.6
401-449	Construction - Construction	11.6	12.8	12.2	11.3	11.2	9.9	9.9	8.8	9.3	10.0	8.8	10.2	9.8
401-402	Bldg, developing & general contracting - Constructeurs, promoteurs et entrep. généraux	2.1	2.0	2.0	1.7	2.0	2.2	1.8	1.9	2.2	2.3	1.8	2.1	2.1
411-412	Industrial & heavy (engineering) construction - Constr. lourde et industrielle (génie)	2.1	2.6	2.4	2.3	1.9	1.3	1.5	1.4	1.6	1.6	1.3	1.3	1.3
421-429	Trade contracting - Entrepreneurs spécialisés	7.3	8.3	7.7	7.2	7.4	6.4	6.6	5.4	5.4	6.0	5.5	6.6	6.2
041-449	Goods producing industries - Branches productrices de biens	55.7	58.8	59.2	59.0	57.4	48.3	47.6	46.2	47.2	51.4	49.7	54.8	56.5
451-499	Transportation, storage, comm. & other utilities - Transp., entreposage, comm. et autres services publics	17.7	14.2	15.3	16.8	17.4	17.1	16.5	16.0	16.4	15.3	14.7	13.8	16.7

Annual Estimates of Employment, Earnings and Hours, 1986-1998, Statistics Canada
Estimations annuelles de l'emploi, des gains et de la durée du travail, 1986-1998, Statistique Canada

Table 4

Estimates of Employment, for Employees paid by the Hour, by Industry, Canada, Provinces and Territories.

Tableau 4

Estimations de l'emploi, pour les salariés rémunérés à l'heure, par industrie, Canada, provinces et territoires

SIC 1980 CTI	Industry Industrie	EMPLOYMENT IN THOUSANDS - EMPLOI EN MILLIERS												
		1986	1987	1988	1989	1990	1991	1992	1993	1994	1995	1996	1997	1998
MANITOBA														
451-479	Transportation & storage - Transport et entreposage	13.3	9.8	10.8	12.1	12.4	11.7	11.1	10.9	11.3	10.8	10.2	10.3	12.0
451-459	Transportation - Transport	12.8	9.3	10.4	11.8	12.1	11.5	10.8	10.5	11.0	10.4	9.8	10.1	11.2
453	Railway transport & related services - Transport et services ferroviaires	8.5	5.2	5.3	5.3	4.9	4.7	4.4	4.3	4.3	..	3.6	3.4	3.5
481-499	Communication & other utilities - Communications et autres services publics	4.4	4.4	4.6	4.7	5.0	5.3	5.4	5.1	5.1	4.5	4.5	3.5	4.6
481-484	Communication - Communications	2.8	2.8	2.9	3.0	3.2	3.5	3.6	3.2	3.2	2.5	2.4	1.3	2.4
482	Telecommunication carriers - Transmission des télécommunications	2.5	2.5	2.6	2.7	2.9	2.9	2.9	2.7	2.6	1.8	1.6
491-499	Other Utilities - Autres services publics	1.7	1.6	1.7	1.7	1.8	1.9	1.8	1.8	1.9	1.9	2.1	2.2	2.3
491	Electric power systems - Énergie électrique	1.3	1.2	1.3	1.3	1.3	1.3	1.3	1.3	1.3	1.4	1.4	1.5	1.7
501-692	Trade - Commerce	42.6	44.9	47.3	45.4	47.3	43.0	43.1	44.0	47.4	47.2	45.8	48.9	46.0
501-599	Wholesale Trade - Commerce de gros	9.3	9.7	9.4	9.1	9.8	8.7	8.4	8.1	9.7	10.4	8.3	11.1	11.0
601-692	Retail trade - Commerce de détail	33.3	35.2	38.0	36.4	37.6	34.3	34.7	36.0	37.7	36.8	37.5	37.8	35.0
601-603	Food, beverage and drug - Aliments, boissons et médicaments	10.2	11.9	12.7	12.4	14.0	12.9	12.6	12.7	14.1	14.3	14.2	14.2	14.3
601	Food stores - Magasins d'alimentation	8.2	9.4	9.7	10.2	11.6	10.9	11.0	11.0	10.9	11.8	11.7	12.0	11.6
611-615	Shoe, apparel, fabric & yarn - Chaussures, vêtements, tissus et filés	2.7	3.2	3.7	3.6	3.3	3.3	3.3	3.3	2.9	2.9	3.0	3.2	2.4
631-639	Auto vehicles, parts & access., sales & serv. - Véhicules autos, pièces & access., vente & serv.	6.8	7.0	7.9	7.5	7.0	5.8	5.6	6.8	6.5	6.7	7.2	7.4	6.4
641-641	General merchandise stores - Magasins de marchandises diverses	9.4	8.8	9.2	8.6	7.9	7.8	7.5	7.4	8.0	7.3	7.0	7.2	6.4
651-692	Other retail n.e.c. - Autres commerces de détail n.c.a.	2.8	2.9	3.2	2.9	4.1	3.6	4.7	4.5	5.0	4.5	4.7	4.6	4.2
701-761	Finance, insurance & real estate - Finances, assur. & affaires immobilières	2.9	2.8	3.1	4.1	4.3	4.4	4.7	4.6	5.1	4.6	5.0	5.1	5.5
701-749	Finance & insurance - Intermédiaires financiers et assurances	2.0	1.8	1.9	2.7	2.7	2.8	2.7	2.5	3.2	3.1	3.4	3.3	3.8
701-709	Deposit accepting intermediaries - Intermédiaires financiers de dépôts	1.2	1.2	1.3	1.4	1.7	1.9	1.8	1.6	2.0	2.1	2.0	2.1	2.3
701-702	Banks - Banques	0.7	0.6	0.7	0.8	0.9	0.9	1.0	1.1	1.2	1.3	1.2	1.3	1.3
731-733	Insurance - Assurances	0.6	0.5	0.5	0.5	0.4	0.3	0.3	0.4	0.4	0.3	0.3	0.3	0.5
751-759	Real estate operators (exc'l developers) - Services immobiliers (sauf lotisseurs)	0.5	0.5	0.6	0.7	1.0	1.1	1.5	1.4	1.3	1.1	1.0	1.0	1.0
771-779	Comm., business & pers. services - Services socio-culturels, comm. et pers.	64.1	69.2	75.8	74.9	79.1	76.8	78.2	80.0	85.3	89.2	92.4	87.4	91.3
771-779	Business services - Services aux entreprises	2.8	3.6	4.0	4.8	5.4	5.8	5.5	5.7	6.2	7.1	9.3	5.9	7.4
851-853	Educational services - Services d'enseignement	14.7	14.9	15.1	15.4	15.9	15.2	15.9	16.5	15.9	16.2	16.2	17.2	17.2
851	Elementary & secondary education - Enseignement élémentaire et secondaire	8.9	9.5	9.9	10.4	10.6	10.2	10.7	11.5	11.2	11.2	12.0	12.8	11.9
853	University education - Enseignement universitaire	5.1	4.8	4.8	4.6	4.8	4.5	4.5	4.5	4.3	4.2	3.5	3.5	4.4
861-869	Health & social services - Services de soins de santé et services sociaux	28.5	31.5	35.6	35.0	39.0	36.9	37.4	39.2	39.8	43.2	43.0	39.6	42.9
861	Hospitals - Hôpitaux	17.7	17.1	19.1	19.8	20.0	20.6	21.2	21.5	21.2	21.3	20.0	19.3	19.6
862	Other institutional health & social services - Autres établ. de soins de santé & serv. sociaux	6.5	6.6	7.8	8.2	9.3	8.4	8.6	10.4	10.1	11.6	9.1	8.2	9.1
911-922	Accommodation, food & beverage services - Hébergement et restauration	24.3	24.8	25.7	23.3	23.5	23.1	23.7	23.6	25.0	27.5	25.9	27.6	26.0

Annual Estimates of Employment, Earnings and Hours, 1986-1998, Statistics Canada
Estimations annuelles de l'emploi, des gains et de la durée du travail, 1986-1998, Statistique Canada

Table 4

Estimates of Employment, for Employees paid by the Hour, by Industry, Canada, Provinces and Territories.

Tableau 4

Estimations de l'emploi, pour les salariés rémunérés à l'heure, par industrie, Canada, provinces et territoires

SIC 1980 CTI	Industry Industrie	EMPLOYMENT IN THOUSANDS - EMPLOI EN MILLIERS												
		1986	1987	1988	1989	1990	1991	1992	1993	1994	1995	1996	1997	1998
MANITOBA														
911-914	Accommodation services - Services d'hébergement	8.4	8.2	7.6	6.6	6.6	5.9	6.6	6.4	6.7	6.7	7.0	7.5	6.8
911	Hotels, motels & tourist courts - Hôtels, motels et camps pour touristes	7.4	7.6	7.3	6.1	6.3	5.8	6.4	5.9	6.1	6.2	6.6	7.1	6.5
921-922	Food & beverage services - Services de la restauration	15.9	16.6	18.1	16.7	17.0	17.2	17.1	17.2	18.3	20.8	18.9	20.1	19.2
921	Food services - Services de restauration	15.2	15.9	17.4	16.0	16.3	16.5	16.5	16.9	18.0	20.7	18.8	20.0	19.1
961-999	Miscellaneous services - Services divers	7.9	8.5	9.8	11.2	10.5	10.3	10.8	10.7	13.6	10.7	13.6	13.7	14.4
451-484 501-999	Service producing industries - Branches productrices de services	126.1	130.0	141.2	139.5	146.3	139.9	142.7	144.6	154.2	156.2	159.1	158.2	163.7
041-999	Industrial aggregate - Ensemble des industries	181.8	188.8	200.4	198.6	203.8	188.2	190.2	190.8	201.4	207.6	208.8	212.9	220.2
SASKATCHEWAN														
061-092	Mining (incl. milling), quarrying and oil wells - Mines (y compris broyage), carrières et puits de pétrole	5.4	5.5	5.3	4.9	4.7	4.2	4.2	4.3	4.5	5.0	4.3	5.1	5.4
062	Non-metal mines (except coal) - Mines de minerais non métalliques (sauf le charbon)	2.9	3.1	3.0	2.8	2.6	2.4	2.3	2.1	2.2	2.4	1.9	2.2	..
091-092	Services incidental to mineral extraction - Industrie des services miniers	1.2	1.1	1.0	1.0	1.1	0.9	0.8	1.3	1.3	1.5	1.2	1.4	1.5
101-399	Manufacturing - Industries manufacturières	13.8	14.7	15.1	16.9	15.6	11.9	12.7	12.9	15.0	16.6	15.0	16.4	17.7
	Non-durable goods - Biens non durables	6.8	7.3	7.6	8.3	7.3	6.4	6.7	6.3	6.8	7.9	6.5	6.9	7.8
	Durable goods - Biens durables	7.0	7.5	7.5	8.6	8.3	5.6	6.0	6.6	8.1	8.7	8.5	9.4	9.9
101-109	Food - Aliments	2.3	2.4	2.6	2.6	2.7	2.5	2.6	2.7	3.1	3.7	2.6	2.7	3.5
101	Meat and poultry products - Viande & volaille	1.3	1.3	1.5	1.6	1.6	1.5	1.6	1.6	1.7	1.9	1.4	1.3	1.4
251-259	Wood - Bois	1.2	1.3	1.1	1.3	1.0	0.7	0.8	0.9	1.2	1.3	1.3	1.5	1.8
281-284	Printing, publishing & allied ind.- Imprimerie, édition et industries connexes	1.5	1.7	1.6	2.1	2.0	1.6	1.7	1.4	1.6	1.5	1.4	1.6	1.1
281	Commercial printing - Impression commerciale	0.7	0.7	0.7	1.1	1.1	0.8	0.9	0.6	0.5	0.6	0.4	0.5	0.5
311-319	Machinery (ex. elect. mach.) - Machinerie (sauf électrique)	1.6	1.5	1.8	2.2	2.2	1.4	1.7	2.2	3.0	2.4	2.8	3.3	3.3
311	Agricultural implements - Instruments aratoires	1.2	1.2	1.4	1.6	1.6	1.1	1.4	1.9	2.5	1.7	2.2	2.7	2.4
401-449	Construction - Construction	8.8	10.4	10.3	10.3	10.0	8.0	8.2	8.8	10.4	9.0	8.1	10.3	9.8
401-402	Bldg, developing & general contracting - Constructeurs, promoteurs et entrep. généraux	1.5	1.9	2.0	2.1	2.0	1.4	1.4	1.5	1.6	1.6	1.7	2.5	2.4
401	Residential building & development - Promotion et construction de bâtiments résidentiels	0.8	1.0	1.1	1.1	1.1	0.7	0.9	0.9	0.9	0.8	0.9	1.3	1.2
421-429	Trade contracting - Entrepreneurs spécialisés	4.9	5.9	5.6	5.7	5.8	4.6	4.7	5.4	6.2	5.2	4.6	5.7	5.3
451-449 491-499	Goods producing industries - Branches productrices de biens	28.5	31.1	31.3	32.8	31.3	25.0	26.0	27.1	31.0	31.8	28.4	32.8	34.6
451-499	Transportation, storage, comm. & other utilities - Transp., entreposage, comm. et autres services publics	9.1	6.8	6.9	7.1	6.7	6.3	6.3	6.8	6.8	7.2	6.4	7.2	9.8
451-479	Transportation & storage - Transport et entreposage	8.7	6.4	6.3	6.4	5.8	5.3	5.4	5.7	5.7	6.1	5.4	6.1	6.4

Annual Estimates of Employment, Earnings and Hours, 1986-1998, Statistics Canada
Estimations annuelles de l'emploi, des gains et de la durée du travail, 1986-1998, Statistique Canada

Table 4

Estimates of Employment, for Employees paid by the Hour, by Industry, Canada, Provinces and Territories.

Tableau 4

Estimations de l'emploi, pour les salariés rémunérés à l'heure, par industrie, Canada, provinces et territoires

SIC 1980 CTI	Industry Industrie	EMPLOYMENT IN THOUSANDS - EMPLOI EN MILLIERS												
		1986	1987	1988	1989	1990	1991	1992	1993	1994	1995	1996	1997	1998
SASKATCHEWAN														
481-499	Communication & other utilities - Communications et autres services publics	0.5	0.5	0.6	0.6	0.9	0.9	0.9	1.0	1.1	1.1	1.0	1.1	3.4
481-484	Communication - Communications	0.2	0.2	0.4	0.4	0.3	0.5	0.4	0.5	0.5	0.5	0.6	0.7	2.3
501-692 Trade - Commerce		34.4	37.2	38.7	37.9	39.2	38.5	38.6	38.6	39.6	40.1	39.0	42.9	41.6
501-599	Wholesale Trade - Commerce de gros	6.9	7.1	7.4	7.2	7.3	6.8	7.7	7.9	7.9	8.6	6.7	8.9	8.6
601-692	Retail trade - Commerce de détail	27.5	30.0	31.2	30.7	31.9	31.7	30.9	30.8	31.8	31.4	32.3	34.0	33.0
601-603	Food, beverage and drug - Aliments, boissons et médicaments	7.8	8.0	8.3	9.1	10.3	10.7	9.5	10.2	10.2	11.2	11.2	11.1	12.2
601	Food stores - Magasins d'alimentation	6.2	6.2	6.6	7.5	8.4	8.3	7.3	8.2	8.0	8.8	9.2	9.3	10.0
611-615	Shoe, apparel, fabric & yarn - Chaussures, vêtements, tissus et filés	2.2	2.7	2.6	2.8	2.8	2.5	2.6	2.3	2.5	2.6	2.6	2.7	1.8
631-639	Auto vehicles, parts & access., sales & serv. Véhicules autos, pièces & access., vente & serv.	6.3	7.5	8.4	7.4	7.5	6.5	7.1	7.2	6.9	6.0	7.6	8.4	7.7
641-641	General merchandise stores - Magasins de marchandises diverses	8.8	8.9	9.0	8.6	8.2	8.8	8.2	7.1	7.4	7.1	6.7	7.2	7.0
651-692	Other retail n.e.c. - Autres commerces de détail n.c.a.	2.0	2.3	2.4	2.3	2.6	2.9	3.0	3.3	3.7	3.7	3.4	3.6	3.4
701-761 Finance, insurance & real estate - Finances, assur. & affaires immobilières		3.6	3.8	3.7	3.6	4.2	3.7	3.7	3.8	3.9	3.9	4.6	4.7	5.2
701-749	Finance & insurance - Intermédiaires financiers et assurances	1.3	1.4	1.6	1.9	2.3	2.1	2.8	2.3	2.4	2.6	3.3	3.5	3.9
701-709	Deposit accepting intermediaries - Intermédiaires financiers de dépôts	0.9	1.0	1.3	1.6	1.9	1.8	1.9	1.8	1.9	2.1	2.6	2.5	2.4
701-702	Banks - Banques	0.4	0.5	0.6	0.8	0.9	0.9	1.0	1.0	0.9	1.2	1.6	1.5	..
751-759	Real estate operators (exc'l developers) - Services immobiliers (sauf lotisseurs)	2.2	2.1	1.8	1.5	1.5	1.3	0.6	1.0	0.9	0.9	0.8	0.6	0.6
771-779 Comm., business & pers. services - Services 851-999 socio-culturels, comm. et pers.		63.9	67.4	69.1	71.7	71.4	68.5	68.8	68.1	70.5	72.6	74.3	79.8	81.1
771-779	Business services - Services aux entreprises	3.4	3.9	4.2	4.2	4.4	4.3	4.2	3.8	4.1	3.9	5.7	3.2	4.3
851-853	Educational services - Services d'enseignement	12.3	12.5	12.9	13.0	13.4	14.0	14.9	15.1	14.3	13.3	13.9	14.3	14.2
851	Elementary & secondary education - Enseignement élémentaire et secondaire	6.2	6.5	6.7	6.9	6.9	6.9	7.0	7.1	7.4	7.2	8.8	9.8	9.1
854	Library services - Bibliothèques	0.7	0.7	0.7	0.7	0.8	0.6	0.6	0.6	0.6	0.8	0.5	0.3	0.4
861-869	Health & social services - Services de soins de santé et services sociaux	29.8	30.6	32.8	31.5	35.4	35.3	35.1	33.8	33.8	33.6	33.7	39.6	41.7
861	Hospitals - Hôpitaux	17.4	17.3	18.5	17.7	20.0	19.9	19.7	18.6	18.4	18.6	17.9	17.9	17.4
862	Other institutional health & social services - Autres établ. de soins de santé & serv. sociaux	6.7	7.4	8.4	8.0	9.0	8.0	9.1	10.1	8.9	8.7	7.0	10.0	11.5
911-922	Accommodation, food & beverage services - Hébergement et restauration	18.8	19.6	18.5	17.1	18.3	18.6	18.6	20.1	21.7	23.2	23.1	26.2	23.8
911-914	Accommodation services - Services d'hébergement	8.1	8.3	7.4	6.3	7.0	5.8	6.0	6.8	7.2	7.4	6.3	7.6	6.0
921-922	Food & beverage services - Services de la restauration	10.7	11.2	11.0	10.8	11.3	12.8	12.6	13.3	14.4	15.8	16.8	18.6	17.9
921	Food services - Services de restauration	10.2	10.7	10.5	10.3	10.7	12.1	12.1	13.0	13.9	15.0	15.8	17.5	16.6
961-999	Miscellaneous services - Services divers	11.0	12.3	12.5	17.9	12.2	9.4	10.0	9.5	10.0	10.7	11.0	10.2	10.5
451-484 Service producing industries - Branches 501-999 productrices de services		111.4	115.7	118.9	120.1	120.9	116.7	118.0	117.8	121.3	124.8	126.6	138.9	144.2
041-999 Industrial aggregate - Ensemble des industries		139.9	146.7	150.2	152.9	152.2	141.8	143.9	144.9	152.2	156.5	155.0	171.7	178.9

Annual Estimates of Employment, Earnings and Hours, 1986-1998, Statistics Canada
Estimations annuelles de l'emploi, des gains et de la durée du travail, 1986-1998, Statistique Canada

Table 4

Estimates of Employment, for Employees paid by the Hour, by Industry, Canada, Provinces and Territories.

Tableau 4

Estimations de l'emploi, pour les salariés rémunérés à l'heure, par industrie, Canada, provinces et territoires

SIC 1980 CTI	Industry Industrie	EMPLOYMENT IN THOUSANDS - EMPLOI EN MILLIERS												
		1986	1987	1988	1989	1990	1991	1992	1993	1994	1995	1996	1997	1998
ALBERTA														
041-051	Logging and forestry - Exploitation forestière et serv. forestiers	0.6	0.7	0.9	1.1	1.3	1.6	1.4	1.5	1.3	1.4	1.2	1.1	1.2
041	Logging - Exploitation forestière	0.6	0.7	0.8	0.7	0.8	1.1	0.9	1.0	1.1	1.3	1.0	1.0	1.1
061-092	Mining (incl. milling), quarrying and oil wells Mines (y compris broyage), carrières et puits de pétrole	26.1	25.8	27.8	25.8	26.1	27.0	22.5	22.1	31.5	22.2	21.4	27.1	33.8
061-063	Mining - Mines	1.9	1.9	2.1	2.3	2.4	2.0	2.0	2.0	1.9	2.0	2.0	1.7	1.3
063	Coal mines - Mines de charbon	1.7	1.2	1.7	1.9	1.8	1.9	1.8	1.8	1.8	1.9	1.8	1.6	1.1
091-092	Services incidental to mineral extraction - Industrie des services miniers	18.8	18.1	19.6	17.2	17.5	17.9	12.7	14.6	22.3	13.9	10.7	13.2	16.9
091	Services incid. to crude petroleum & nat. gas - Services relat. au pétrole brut et au gas nat.	16.2	15.8	17.3	14.9	15.3	16.5	12.1	14.1	20.1	12.5	9.9	12.5	16.2
101-399	Manufacturing - Industries manufacturières	50.1	56.7	59.5	61.0	62.6	53.5	49.3	51.8	53.7	55.0	59.4	68.2	74.4
	Non-durable goods - Biens non durables	21.4	23.9	24.6	24.8	25.0	23.7	22.8	22.8	23.6	24.4	23.8	26.0	28.0
	Durable goods - Biens durables	28.7	32.8	34.9	36.2	37.5	29.9	26.5	28.9	30.1	30.6	35.6	42.2	46.4
101-109	Food - Aliments	7.0	8.8	9.6	9.9	10.6	10.0	10.0	9.9	9.5	10.4	9.4	10.3	9.9
101	Meat and poultry products - Viande & volaille	3.8	4.7	4.8	5.0	5.0	4.4	4.7	4.9	4.7	4.7	4.6	6.0	5.0
251-259	Wood - Bois	4.6	5.6	5.3	5.8	5.6	4.4	4.5	5.3	4.6	5.7	6.7	7.3	8.7
281-284	Printing, publishing & allied ind.- Imprimerie, édition et industries connexes	6.0	6.4	5.8	5.9	5.3	4.5	3.9	4.7	5.1	5.2	5.0	5.4	5.3
281	Commercial printing - Impression commerciale	2.6	2.6	1.9	1.9	1.9	1.7	1.4	2.0	2.3	2.3	2.2	2.2	2.3
311-319	Machinery (ex. elect. mach.) - Machinerie (sauf électrique)	4.5	4.5	4.7	4.2	3.8	4.2	3.3	3.7	4.2	4.8	5.2	6.8	6.8
319	Other machinery & equipment - Autres machineries et équipements	3.1	3.3	3.5	3.0	2.9	3.8	2.8	3.3	3.8	4.4	4.7	6.0	6.1
401-449	Construction - Construction	39.3	38.1	40.6	44.4	49.6	42.6	40.8	41.6	41.6	42.0	38.2	50.6	49.8
401-402	Bldg, developing & general contracting - Constructeurs, promoteurs et entrep. généraux	11.1	9.4	9.3	11.6	11.8	12.6	10.4	9.7	7.0	6.7	6.4	8.7	7.7
401	Residential building & development - Promotion et construction de bâtiments résidentiels	5.0	4.2	4.2	5.2	5.2	5.7	6.5	6.3	3.8	3.6	3.6	5.1	5.0
411-412	Industrial & heavy (engineering) construction - Constr. lourde et industrielle (génie)	8.7	7.1	8.8	9.6	10.6	8.4	7.7	8.4	9.7	9.2	8.7	12.0	13.1
411	Industrial const. (other than buildings) - Constr. industrielle (autre que bâtiment)	3.4	2.4	3.4	3.8	4.7	4.4	3.8	5.0	5.6	5.2	4.6	6.1	6.4
041-449	Goods producing industries - Branches 491-499 productrices de biens	119.8	125.0	132.7	136.7	144.4	129.2	118.5	121.3	132.3	124.8	123.3	150.6	163.3
451-499	Transportation, storage, comm. & other utilities - Transp., entreposage, comm. et autres services publics	31.9	27.4	29.6	29.8	31.5	29.0	28.9	29.4	28.6	28.2	26.3	32.9	35.7
451-479	Transportation & storage - Transport et entreposage	25.8	21.0	22.4	22.3	23.6	21.5	21.6	22.3	21.2	20.1	18.9	23.8	24.8
451-459	Transportation - Transport	24.8	20.0	21.4	21.3	22.6	20.5	20.5	21.4	20.2	19.3	18.1	23.0	22.8
481-499	Communication & other utilities - Communications et autres services publics	6.2	6.3	7.1	7.5	7.9	7.5	7.3	7.1	7.4	8.1	7.4	9.2	11.0
491-499	Other Utilities - Autres services publics	3.6	3.7	4.0	4.4	4.7	4.5	4.5	4.3	4.3	4.1	3.2	3.6	4.1
491	Electric power systems - Énergie électrique	1.8	1.8	1.9	2.1	2.1	2.1	1.9	1.9	1.8	1.7	1.1	1.2	1.6

Annual Estimates of Employment, Earnings and Hours, 1986-1998, Statistics Canada
Estimations annuelles de l'emploi, des gains et de la durée du travail, 1986-1998, Statistique Canada

Table 4

Estimates of Employment, for Employees paid by the Hour, by Industry, Canada, Provinces and Territories.

Tableau 4

Estimations de l'emploi, pour les salariés rémunérés à l'heure, par industrie, Canada, provinces et territoires

SIC 1980 CTI	Industry Industrie	EMPLOYMENT IN THOUSANDS - EMPLOI EN MILLIERS												
		1986	1987	1988	1989	1990	1991	1992	1993	1994	1995	1996	1997	1998
ALBERTA														
	501-692 Trade - Commerce	102.6	107.0	112.8	117.1	125.1	118.0	115.9	113.4	123.1	123.6	127.0	144.4	136.0
	501-599 Wholesale Trade - Commerce de gros	15.2	17.6	18.4	18.6	21.4	22.0	19.2	21.5	25.2	24.5	24.5	36.0	33.0
	571-579 Machinery, equipment & supplies - Machines, matériel et fournitures	4.0	4.1	4.9	5.3	5.9	4.4	4.8	5.8	7.7	8.3	7.6	11.3	9.2
	601-692 Retail trade - Commerce de détail	87.4	89.4	94.4	98.5	103.7	96.0	96.7	91.9	97.9	99.1	102.5	108.4	103.0
	601-603 Food, beverage and drug - Aliments, boissons et médicaments	24.1	27.1	27.9	29.0	30.4	27.0	30.5	32.5	38.6	38.8	39.2	38.7	40.2
	601 Food stores - Magasins d'alimentation	17.2	19.2	19.6	19.4	22.5	21.5	24.9	26.1	32.6	31.1	31.3	30.5	31.5
	611-615 Shoe, apparel, fabric & yarn - Chaussures, vêtements, tissus et filés	8.2	8.4	9.6	10.6	10.7	9.3	9.3	8.2	8.8	9.7	9.3	9.8	7.0
	631-639 Auto vehicles, parts & access., sales & serv. - Véhicules autos, pièces & access., vente & serv.	18.5	17.4	20.5	22.6	23.0	23.1	18.6	16.7	19.4	19.5	22.1	24.7	22.7
	641-641 General merchandise stores - Magasins de marchandises diverses	26.5	26.3	25.5	25.2	23.7	21.0	20.2	17.1	13.3	13.9	13.3	13.8	12.8
	651-692 Other retail n.e.c. - Autres commerces de détail n.c.a.	8.3	8.3	9.0	9.5	13.5	13.2	15.7	14.6	14.1	13.3	14.5	17.2	16.4
	701-761 Finance, insurance & real estate - Finances, assur. & affaires immobilières	6.7	7.6	9.0	9.9	10.7	9.6	9.5	10.1	10.3	12.8	12.7	12.0	12.0
	701-749 Finance & insurance - Intermédiaires financiers et assurances	4.1	5.4	5.9	6.1	7.1	6.6	6.2	6.0	6.2	7.4	6.7	7.1	7.6
	701-709 Deposit accepting intermediaries - Intermédiaires financiers de dépôts	2.3	2.6	3.0	3.3	3.5	3.5	3.6	3.7	3.8	3.9	3.7	4.0	4.6
	701-702 Banks - Banques	1.8	1.9	2.2	2.5	2.6	2.6	2.6	2.6	2.6	2.7	2.6	2.7	3.3
	721-729 Investment intermediaries - Intermédiaires d'investissement	1.1	2.3	2.3	2.3	3.0	2.5	1.8	1.5	1.8	2.8	2.1	2.1	1.7
	751-759 Real estate operators (exc'l developers) - Services immobiliers (sauf lotisseurs)	2.2	1.7	2.3	2.9	2.8	2.0	2.2	3.0	2.6	3.5	3.7	2.6	2.5
	771-779 Comm., business & pers. services - Services socio-culturels, comm. et pers.	175.2	182.1	195.0	210.6	220.3	205.4	194.3	201.3	223.8	217.9	237.2	236.3	247.8
	771-779 Business services - Services aux entreprises	14.2	15.9	15.6	16.6	20.4	17.4	18.2	20.1	26.1	22.1	35.8	23.6	34.3
	851-853 Educational services - Services d'enseignement	36.4	38.1	38.4	38.1	38.0	38.8	39.0	39.5	37.9	37.2	39.2	41.6	40.4
	851 Elementary & secondary education - Enseignement élémentaire et secondaire	19.2	19.7	20.2	20.4	20.1	21.0	21.5	21.6	20.9	21.1	24.6	27.0	24.9
	852 Post-second. non-university education - Enseignement postsecondaire non univers.	5.0	5.6	5.7	6.2	6.8	6.8	6.5	7.1	6.7	6.2	6.9	7.4	7.1
	854 Library services - Bibliothèques	1.2	1.2	1.4	1.5	1.5	1.3	1.3	1.6	1.5	1.4	1.0	0.9	1.0
	861-869 Health & social services - Services de soins de santé et services sociaux	57.3	60.5	66.7	74.5	77.9	79.0	74.2	74.4	74.1	76.7	71.9	71.6	75.8
	861 Hospitals - Hôpitaux	36.8	38.6	41.5	44.6	46.0	46.7	45.2	44.3	41.5	41.6	34.8	33.9	35.2
	865 Private practice of physicians, surgeons & dentist - Cabinets privés de médecins chirurgiens, dentistes	5.3	5.6	7.6	9.0	10.9	11.4	9.2	7.5	8.5	9.6	11.1	10.8	11.2
	911-922 Accommodation, food & beverage services - Hébergement et restauration	61.7	63.4	72.2	74.3	76.6	65.5	62.1	67.0	77.8	79.2	82.1	91.7	85.3
	911-914 Accommodation services - Services d'hébergement	22.0	23.2	26.9	28.4	30.4	26.6	23.0	21.4	23.4	21.8	23.1	23.6	21.0
	911 Hotels, motels & tourist courts - Hôtels, motels et camps pour touristes	21.9	23.0	26.7	28.1	29.9	25.6	22.5	21.0	22.8	21.2	22.6	23.0	20.1
	921-922 Food & beverage services - Services de la restauration	39.6	40.3	45.3	45.9	46.2	38.9	39.1	45.6	54.3	57.4	59.0	68.1	64.3
	921 Food services - Services de restauration	37.7	38.3	43.1	43.7	43.8	36.5	37.7	44.2	52.6	55.0	56.2	64.4	60.4
	961-999 Miscellaneous services - Services divers	40.5	40.5	38.7	43.2	43.4	41.7	37.6	37.7	43.8	37.8	45.5	47.6	50.5

Annual Estimates of Employment, Earnings and Hours, 1986-1998, Statistics Canada
Estimations annuelles de l'emploi, des gains et de la durée du travail, 1986-1998, Statistique Canada

Table 4

Estimates of Employment, for Employees paid by the Hour, by Industry, Canada, Provinces and Territories.

Tableau 4

Estimations de l'emploi, pour les salariés rémunérés à l'heure, par industrie, Canada, provinces et territoires

SIC 1980 CTI	Industry Industrie	EMPLOYMENT IN THOUSANDS - EMPLOI EN MILLIERS												
		1986	1987	1988	1989	1990	1991	1992	1993	1994	1995	1996	1997	1998
ALBERTA														
961-969	Amusement & recreational services - Services de divertissements et de loisirs	15.5	14.4	13.7	12.4	12.0	11.6	12.2	14.3	14.5	13.2	14.6	15.0	16.9
991-999	Other services - Autres services	17.0	17.6	16.2	20.3	18.9	18.6	15.8	14.9	17.8	14.1	18.3	19.4	20.4
990	Other services n.e.c. - Autres services n.c.a.	11.6	12.6	10.5	14.5	12.8	11.1	8.7	6.7	8.2	6.8	8.2	8.9	9.4
451-484	Service producing industries - Branches productrices de services	317.1	324.6	346.5	363.1	382.8	359.6	353.2	358.3	389.6	386.5	410.8	436.5	442.6
041-999	Industrial aggregate - Ensemble des industries	436.8	449.6	479.2	499.8	527.2	488.7	471.7	479.6	521.9	511.3	534.1	587.1	606.0
BRITISH COLUMBIA COLOMBIE-BRITANNIQUE														
041-051	Logging and forestry - Exploitation forestière et serv. forestiers	10.5	13.6	13.5	14.8	12.4	13.7	13.3	12.8	13.4	13.7	15.6	14.8	10.8
041	Logging - Exploitation forestière	10.3	12.8	12.6	13.5	11.0	12.1	11.6	11.9	12.4	12.4	13.5	12.7	9.6
061-092	Mining (incl. milling), quarrying and oil wells Mines (y compris broyage), carrières et puits de pétrole	8.8	9.3	10.3	10.1	9.7	8.8	6.8	5.6	6.3	7.7	7.2	7.5	7.2
061-063	Mining - Mines	7.5	7.8	8.3	8.2	7.7	7.2	5.6	4.4	4.6	5.7	5.5	5.7	4.8
061	Metal mines - Mines de métaux	4.1	4.2	4.5	4.2	3.7	3.4	3.3	2.6	2.5	3.1
101-399	Manufacturing - Industries manufacturières	100.8	115.3	125.3	126.7	126.1	108.0	106.3	108.5	113.1	107.4	113.9	119.8	118.9
	Non-durable goods - Biens non durables	44.8	47.8	50.4	49.6	52.2	47.7	45.9	43.6	45.9	43.9	43.1	44.4	45.1
	Durable goods - Biens durables	56.0	67.5	75.0	77.1	73.8	60.3	60.5	64.9	67.2	63.6	70.8	75.5	73.8
101-109	Food - Aliments	13.9	14.3	14.4	13.8	13.9	14.0	13.5	13.2	14.3	12.5	12.5	13.4	13.7
251-259	Wood - Bois	25.8	33.7	36.7	35.1	35.5	29.9	30.9	31.7	34.8	31.4	33.1	33.7	32.4
251	Sawmill, planing mill & shingle mill products - Scieries, ateliers de rabotage et usines de bardeaux	20.6	27.1	29.6	28.5	28.2	23.9	22.4	22.0	24.4	21.9	24.2	24.0	23.0
271-279	Paper & allied products - Papier et produits connexes	14.0	15.2	15.5	15.7	16.7	15.5	13.0	13.2	12.7	12.6	12.0	10.6	10.7
271	Pulp & paper - Pâtes et papiers	12.4	13.6	13.8	14.1	15.0	14.0	11.6	12.0	11.4	11.1	10.8	9.2	9.2
281-284	Printing, publishing & allied ind.- Imprimerie, édition et industries connexes	5.0	5.1	4.7	5.2	7.1	7.4	8.6	8.0	8.1	8.5	8.4	8.7	8.1
281	Commercial printing - Impression commerciale	1.3	1.5	1.3	1.6	2.7	3.0	4.1	4.4	3.6	3.9	3.7	3.8	3.8
401-449	Construction - Construction	29.6	31.6	34.1	45.5	50.5	45.4	49.5	49.4	46.2	45.4	47.0	42.3	47.6
401-402	Bldg, developing & general contracting - Constructeurs, promoteurs et entrep. généraux	8.3	8.8	9.6	14.5	15.6	12.2	12.4	13.8	10.5	9.8	10.9	9.4	10.4
401	Residential building & development - Promotion et construction de bâtiments résidentiels	6.1	6.6	7.2	10.8	11.6	8.2	9.3	10.7	7.3	6.6	7.5	6.3	6.4
411-412	Industrial & heavy (engineering) construction - Constr. lourde et industrielle (génie)	4.0	3.8	4.0	5.9	6.4	6.0	5.9	4.9	4.7	5.6	6.3	5.6	6.2
412	Highway & heavy constr. - Constr. de routes et constr. lourde	1.8	1.9	2.1	3.2	4.2	5.2	4.9	3.7	3.6	4.3	5.5	4.5	5.1
421-429	Trade contracting - Entrepreneurs spécialisés	16.9	18.6	19.9	24.5	27.8	26.1	29.9	28.6	28.6	27.6	27.0	24.8	28.4
441-449	Services incidental to construction - Services relatifs à la construction	0.5	0.4	0.5	0.6	0.7	1.1	1.3	2.1	2.4	2.5	2.8	2.5	2.5
041-449	Goods producing industries - Branches productrices de biens	153.3	173.6	186.9	200.7	202.4	179.9	180.0	180.8	183.7	178.6	187.9	188.7	188.8

Annual Estimates of Employment, Earnings and Hours, 1986-1998, Statistics Canada
Estimations annuelles de l'emploi, des gains et de la durée du travail, 1986-1998, Statistique Canada

Table 4

Estimates of Employment, for Employees paid by the Hour, by Industry, Canada, Provinces and Territories.

Tableau 4

Estimations de l'emploi, pour les salariés rémunérés à l'heure, par industrie, Canada, provinces et territoires

SIC 1980 CTI	Industry Industrie	EMPLOYMENT IN THOUSANDS - EMPLOI EN MILLIERS												
		1986	1987	1988	1989	1990	1991	1992	1993	1994	1995	1996	1997	1998
BRITISH COLUMBIA COLOMBIE-BRITANNIQUE														
	451-499 Transportation, storage, comm. & other utilities - Transp., entreposage, comm. et autres services publics	54.8	51.6	52.2	56.6	53.0	52.1	47.3	48.8	55.6	53.9	42.4	49.4	49.6
	451-479 Transportation & storage - Transport et entreposage	37.9	34.8	34.9	39.2	35.3	33.2	29.6	31.1	36.4	32.8	24.3	32.7	32.7
	451-459 Transportation - Transport	35.9	32.7	32.6	37.4	33.9	31.9	28.6	29.2	35.0	31.2	22.8	31.0	30.6
	481-499 Communication & other utilities - Communications et autres services publics	16.9	16.8	17.3	17.5	17.6	18.9	17.7	17.7	19.1	21.2	18.0	16.7	16.9
	481-484 Communication - Communications	13.4	13.1	13.6	13.9	13.9	14.8	13.7	13.2	14.5	16.8	13.7	12.5	12.5
	482 Telecommunication carriers - Transmission des télécommunications	11.3	11.0	11.4	11.7	11.8	12.4	11.5	10.5	10.6
	491-499 Other Utilities - Autres services publics	3.5	3.7	3.6	3.6	3.7	4.1	4.0	4.5	4.6	4.4	4.3	4.2	4.4
	491 Electric power systems - Énergie électrique	2.2	2.3	2.2	2.0	2.1	2.0	1.8	2.0	1.9	1.7	1.9	1.7	2.0
	501-692 Trade - Commerce	133.5	143.2	153.7	155.6	168.0	160.3	160.9	166.2	157.3	165.5	163.2	174.2	171.2
	501-599 Wholesale Trade - Commerce de gros	16.7	19.2	22.3	22.9	27.6	28.9	27.1	26.7	29.4	28.9	31.2	35.6	35.6
	561-563 Metals, hardware, plumbing, heating & building materials - Métaux, quincaillerie, matér. de plomberie, de chauffage et de construction	3.2	4.4	4.9	4.9	7.2	6.0	5.6	6.5	7.6	7.1	6.8	7.9	8.4
	563 Lumber & building materials - Bois et matériaux de construction	1.4	2.2	2.3	2.8	4.2	4.3	4.3	4.7	5.3	5.1	5.2	6.1	5.7
	601-692 Retail trade - Commerce de détail	116.9	124.0	131.4	132.8	140.4	131.4	133.8	139.5	127.9	136.5	132.0	138.6	135.6
	601-603 Food, beverage and drug - Aliments, boissons et médicaments	31.4	35.5	38.5	37.4	46.2	44.3	45.7	52.4	50.0	52.8	48.9	51.2	54.1
	601 Food stores - Magasins d'alimentation	22.2	25.4	27.9	25.7	31.4	30.2	33.3	38.7	38.0	40.6	37.3	39.4	41.5
	611-615 Shoe, apparel, fabric & yarn - Chaussures, vêtements, tissus et filés	11.4	14.5	15.2	14.9	14.5	11.8	10.2	10.6	11.0	11.1	12.4	12.0	9.0
	613 Women's clothing stores - Magasins de vêtements pour dames	3.6	4.6	4.5	4.9	5.0	3.0	3.3	4.2	4.5	4.4	4.7	4.5	3.2
	631-639 Auto vehicles, parts & access., sales & serv. - Véhicules autos, pièces & access., vente & serv.	24.9	25.1	27.8	26.8	27.8	26.7	29.7	30.2	23.8	24.8	25.0	27.0	25.9
	641-641 General merchandise stores - Magasins de marchandises diverses	22.7	21.2	20.6	20.5	19.8	22.0	21.6	18.5	16.1	17.7	17.9	18.3	17.4
	651-692 Other retail n.e.c. - Autres commerces de détail n.c.a.	18.7	19.2	21.9	24.3	24.6	19.5	18.8	22.4	20.3	23.4	20.9	21.7	21.2
	701-761 Finance, insurance & real estate - Finances, assur. & affaires immobilières	7.5	7.7	9.3	12.7	14.4	14.7	14.9	17.5	15.9	16.1	19.4	24.2	20.3
	701-749 Finance & insurance - Intermédiaires financiers et assurances	5.8	6.1	6.9	8.7	10.3	9.7	10.6	12.3	10.8	10.5	12.0	13.1	13.5
	701-709 Deposit accepting intermediaries - Intermédiaires financiers de dépôts	3.3	3.3	4.7	5.7	6.6	6.6	6.9	8.0	7.9	7.4	8.0	6.4	8.7
	701-702 Banks - Banques	2.2	2.2	3.1	3.8	4.4	4.2	4.0	4.2	4.3	4.2	4.0	4.0	4.7
	751-759 Real estate operators (exc'l developers) - Services immobiliers (sauf lotisseurs)	1.2	1.1	1.4	2.6	2.6	3.0	2.4	2.5	2.6	3.0	3.5	5.8	3.9
	771-779 Comm., business & pers. services - Services socio-culturels, comm. et pers.	193.6	204.5	217.1	227.0	248.0	250.3	254.4	267.0	285.4	299.2	302.9	327.1	329.0
	771-779 Business services - Services aux entreprises	20.0	19.8	23.0	24.2	23.7	21.1	23.0	22.8	24.1	28.9	24.2	30.9	33.9
	851-853 Educational services - Services d'enseignement	32.5	34.5	37.6	41.4	45.2	47.2	47.7	48.8	49.3	53.3	56.5	57.7	57.4
	851 Elementary & secondary education - Enseignement élémentaire et secondaire	15.0	15.6	17.5	19.6	21.7	22.1	23.0	24.4	25.2	26.8	32.9	36.3	33.6

Table 4

Estimates of Employment, for Employees paid by the Hour, by Industry, Canada, Provinces and Territories.

Tableau 4

Estimations de l'emploi, pour les salariés rémunérés à l'heure, par industrie, Canada, provinces et territoires

SIC 1980 CTI	Industry Industrie	EMPLOYMENT IN THOUSANDS - EMPLOI EN MILLIERS												
		1986	1987	1988	1989	1990	1991	1992	1993	1994	1995	1996	1997	1998
BRITISH COLUMBIA COLOMBIE-BRITANNIQUE														
852	Post-second. non-university education - Enseignement postsecondaire non univers.	6.2	7.2	7.6	7.5	7.4	7.5	6.6	6.6	6.8	7.9	7.0	7.6	7.9
853	University education - Enseignement universitaire	11.3	11.7	12.5	14.3	16.1	17.6	18.1	17.9	17.3	18.6	16.7	13.8	15.9
854	Library services - Bibliothèques	1.0	0.9	1.0	1.4	1.2	1.7	1.7	1.9	1.8	1.9	1.5	1.4	1.6
861-869	Health & social services - Services de soins de santé et services sociaux	79.0	82.4	84.0	88.0	90.6	97.8	95.6	95.7	102.1	111.3	112.8	119.1	121.9
861	Hospitals - Hôpitaux	43.8	46.5	48.9	49.8	54.2	56.8	58.1	56.8	57.6	59.6	56.5	56.1	58.2
911-922	Accommodation, food & beverage services - Hébergement et restauration	70.1	73.6	79.3	76.1	91.3	87.4	89.8	104.0	108.1	107.0	109.1	115.5	115.8
911-914	Accommodation services - Services d'hébergement	18.5	18.8	19.6	16.9	24.6	21.3	21.5	24.1	26.6	24.2	26.7	26.6	24.0
911	Hotels, motels & tourist courts - Hôtels, motels et camps pour touristes	17.8	18.2	18.5	16.2	23.7	20.7	20.7	22.2	25.0	22.0	24.5	24.7	21.5
921-922	Food & beverage services - Services de la restauration	51.6	54.9	59.7	59.2	66.7	66.1	68.3	80.0	81.5	82.8	82.4	88.9	91.8
921	Food services - Services de restauration	45.8	48.7	53.0	52.8	59.1	57.4	61.6	73.1	75.5	76.9	76.7	83.3	85.7
961-999	Miscellaneous services - Services divers	22.7	26.4	28.4	35.8	40.0	41.3	43.5	41.4	47.9	48.7	53.7	58.6	54.0
961-969	Amusement & recreational services - Services de divertissements et de loisirs	8.8	9.8	11.2	12.7	12.4	14.2	14.9	15.4	18.5	19.4	18.5	18.7	19.1
960	Other amusement & recreational services n.e.c - Autres serv. de divertis. et de loisirs n.c.a.	4.7	4.9	5.4	6.6	6.7	7.6	8.1	8.2	8.9	8.8	7.9	7.9	8.7
451-484	Service producing industries - Branches productrices de services	397.4	409.8	435.8	448.4	479.6	475.4	481.9	503.3	517.9	539.3	533.9	583.9	580.5
041-999	Industrial aggregate - Ensemble des industries	550.7	583.3	622.8	649.1	682.1	655.4	661.9	684.1	701.6	717.9	721.7	772.6	769.3
YUKON														
041-449	Goods producing industries - Branches productrices de biens	1.0	1.0	1.1	1.2	1.0	1.0	1.3	0.9	1.0	1.0	1.3	1.5	1.1
451-499	Transportation, storage, comm. & other utilities - Transp., entreposage, comm. et autres services publics	0.7	0.8	0.8	0.8	0.7	0.6	0.6	0.5	0.6	0.5	0.7	0.8	0.6
501-692	Trade - Commerce	1.0	1.0	1.1	1.2	1.2	1.1	1.2	1.2	1.1	1.1	1.2	1.3	1.2
771-779	Comm., business & pers. services - Services socio-culturels, comm. et pers.	1.1	1.3	1.4	1.5	1.5	1.5	1.6	1.7	1.7	1.8	2.1	2.4	2.7
451-484	Service producing industries - Branches productrices de services	2.9	3.3	3.7	3.6	3.6	3.4	3.8	3.9	4.0	4.0	4.8	5.6	5.6
041-999	Industrial aggregate - Ensemble des industries	3.9	4.4	4.8	4.9	4.6	4.3	5.1	4.8	5.0	5.0	6.1	7.1	6.7
NORTHWEST TERRITORIES TERRITOIRES DU NORD-OUEST														
401-449	Construction - Construction	0.5	0.6	0.7	0.6	0.7	0.7	0.7	0.9	1.0	1.1	0.9	1.2	1.2

Annual Estimates of Employment, Earnings and Hours, 1986-1998, Statistics Canada
Estimations annuelles de l'Emploi, des gains et de la durée du travail, 1986-1998, Statistique Canada

Table 4

Estimates of Employment, for Employees paid by the Hour, by Industry, Canada, Provinces and Territories.

Tableau 4

Estimations de l'emploi, pour les salariés rémunérés à l'heure, par industrie, Canada, provinces et territoires

SIC 1980 CTI	Industry Industrie	EMPLOYMENT IN THOUSANDS - EMPLOI EN MILLIERS												
		1986	1987	1988	1989	1990	1991	1992	1993	1994	1995	1996	1997	1998
NORTHWEST TERRITORIES TERRITOIRES DU NORD-OUEST														
041-449	Goods producing industries - Branches 491-499 productrices de biens	2.5	2.3	2.6	2.4	2.4	2.2	2.1	2.2	2.5	2.4	2.5	3.0	2.4
451-499	Transportation, storage, comm. & other utilities - Transp., entreposage, comm. et autres services publics	0.8	0.7	0.8	1.0	1.0	0.9	0.9	1.0	1.1	1.0	1.1	1.2	0.9
501-692	Trade - Commerce	1.2	1.3	1.5	1.5	1.7	1.6	1.7	1.7	1.9	2.1	2.2	2.5	2.5
701-761	Finance, insurance & real estate - Finances, assur. & affaires immobilières	0.4	0.4	0.5	0.4	0.3	0.4	0.3	0.4	0.4	0.4	0.5	0.4	0.3
771-779	Comm., business & pers. services - Services 851-999 socio-culturels, comm. et pers.	2.1	2.3	2.9	2.9	2.8	2.4	2.4	2.8	2.8	3.0	3.4	4.1	3.8
851-853	Educational services - Services d'enseignement	0.2	0.1	0.1	0.2	0.3	0.5	0.7	0.6	0.7	0.7	1.1	1.3	1.0
861-869	Health & social services - Services de soins de santé et services sociaux	0.4	0.4	0.6	0.8	0.8	0.8	0.9	1.1	1.2	1.3	1.4	1.7	1.8
861	Hospitals - Hôpitaux	0.2	0.2	0.4	0.5	0.6	0.6	0.7	0.7	0.8	1.2	..
911-922	Accommodation, food & beverage services - Hébergement et restauration	1.1	1.2	1.4	1.3	1.3	0.9	0.9	1.1	0.9	0.7	0.9	1.0	1.0
911-914	Accommodation services - Services d'hébergement	0.8	0.9	1.0	1.0	1.0	0.6	0.5	0.7	0.5	0.5	0.5	0.6	0.5
451-484	Service producing industries - Branches 501-999 productrices de services	4.5	4.8	5.9	5.5	5.6	5.3	5.7	6.2	6.4	6.7	8.3	10.1	9.5
041-999	Industrial aggregate - Ensemble des industries	6.9	7.1	8.5	7.9	8.0	7.5	7.8	8.4	8.9	9.1	10.8	13.2	11.9

Annual Estimates of Employment, Earnings and Hours, 1986-1998, Statistics Canada
Estimations annuelles de l'emploi, des gains et de la durée du travail, 1986-1998, Statistique Canada

Table 5

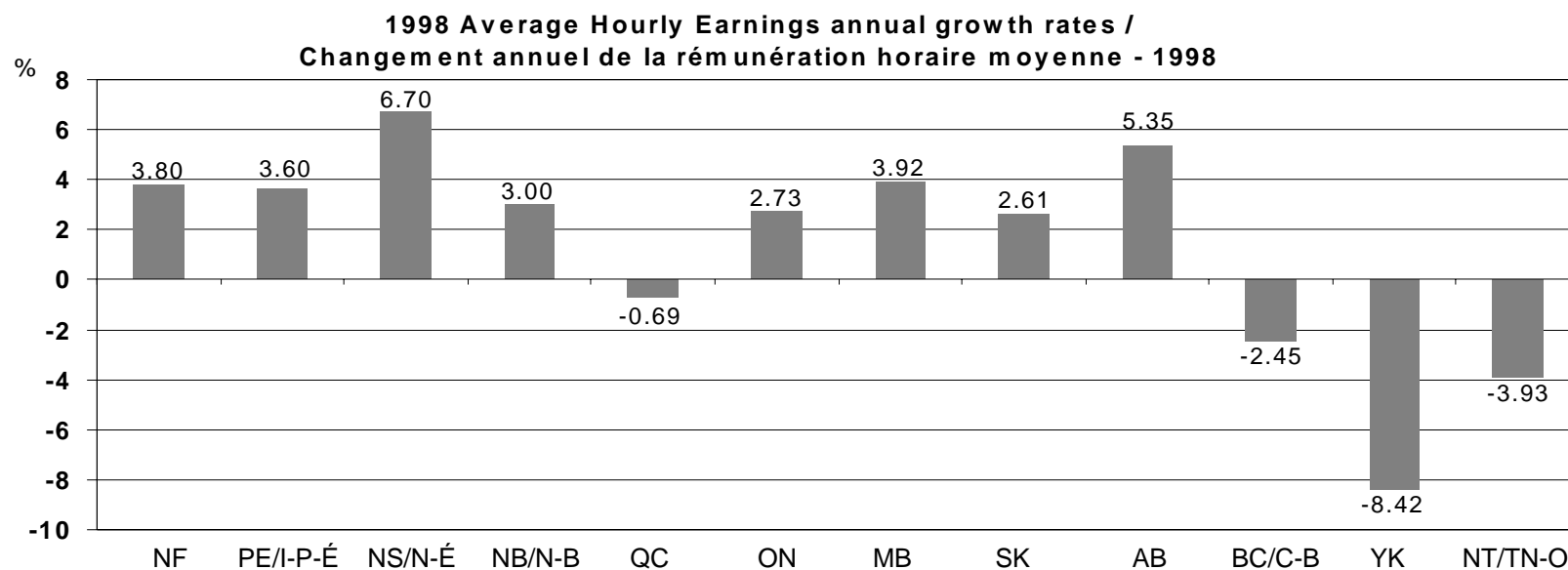
Estimates of Average Hourly Earnings, for Employees paid by the Hour, by industry, Canada, Provinces and Territories.

In 1998, annual growth rate of average hourly earnings for employees paid by the hour was the highest in Nova Scotia (6.70%).

Tableau 5

Estimations de la rémunération horaire moyenne, pour les salariés rémunérés à l'heure, par industrie, Canada, provinces et territoires.

En 1998, la Nouvelle-Écosse enregistrait le taux de croissance annuel le plus élevé (6,70%) pour la rémunération horaire moyenne des salariés rémunérés à l'heure.



Canada
Provinces and Territories / Provinces et Territoires

Page
130
138

Table 5

Estimates of Average Hourly Earnings, for Employees paid by the Hour, by Industry, Canada, Provinces and Territories.

Tableau 5

Estimations de la rémunération horaire moyenne, pour les salariés rémunérés à l'heure, par industrie, Canada, provinces et territoires

SIC 1980 CTI	Industry Industrie	DOLLARS												
		1986	1987	1988	1989	1990	1991	1992	1993	1994	1995	1996	1997	1998
CANADA														
041-051	Logging and forestry - Exploitation forestière et serv. forestiers	\$15.57	\$15.79	\$16.23	\$16.95	\$17.31	\$18.31	\$18.29	\$18.61	\$19.02	\$18.62	\$20.32	\$20.02	\$19.78
041	Logging - Exploitation forestière	15.64	15.89	16.40	17.16	17.71	18.71	19.03	19.31	19.78	19.31	20.98	20.44	20.36
051	Forestry services - Services forestiers	10.43	12.65	12.30	14.30	13.72	14.74	13.58	13.49	13.59	13.62	16.24	17.44	16.44
061-092	Mining (incl. milling), quarrying and oil wells Mines (y compris broyage), carrières et puits de pétrole	16.00	16.25	17.19	18.34	19.11	20.55	21.30	21.68	21.67	22.44	22.69	22.44	24.24
061-063	Mining - Mines	16.67	16.90	18.14	19.05	19.94	21.44	22.22	22.77	23.18	23.99	24.65	23.86	24.75
061	Metal mines - Mines de métaux	16.88	17.16	18.60	19.60	20.53	22.42	23.26	24.02	24.59	25.46	26.23	24.94	26.08
062	Non-metal mines (except coal) - Mines de minerais non métalliques (sauf le charbon)	15.27	15.41	15.99	16.57	17.55	18.23	18.99	19.31	19.82	20.28	20.43	21.08	21.25
063	Coal mines - Mines de charbon	17.30	17.53	18.56	19.47	20.06	21.10	21.78	22.09	22.11	22.97	23.43	23.10	23.48
071-071	Crude petroleum & natural gas - Pétrole brut et gaz naturel	15.78	16.63	17.72	19.91	20.38	22.96	22.82	24.96	25.30	26.32	24.36	24.11	27.60
081-082	Quarries and sand pits - Carrières et sablières	12.25	12.63	13.25	13.28	14.05	15.06	15.05	14.87	15.25	16.37	16.87	17.78	19.62
081	Stone quarries - Carrières	12.53	14.04	14.51	13.93	14.97	15.22	15.86	15.81	15.27	17.32	17.46	17.32	18.67
082	Sand and gravel pits - Sablières et gravières	11.98	11.68	12.30	12.86	13.43	14.96	14.52	14.44	15.23	15.93	16.61	17.96	20.08
091-092	Services incidental to mineral extraction - Industrie des services miniers	15.18	15.45	16.00	17.33	18.07	19.23	20.16	20.62	20.36	20.22	19.27	20.07	22.17
091	Services incid. to crude petroleum & nat. gas - Services relat. au pétrole brut et au gas nat.	15.77	15.77	16.20	17.08	18.25	19.32	19.97	20.65	20.59	20.22	18.24	19.32	21.67
092	Services incidental to mining - Services relatifs à l'extraction minière	13.91	14.91	15.65	17.82	17.67	18.92	21.04	20.47	19.47	20.22	21.15	21.81	23.90
101-399	Manufacturing - Industries manufacturières	11.92	12.33	12.81	13.49	14.19	14.86	15.38	15.70	15.96	16.19	16.71	16.85	17.21
	Non-durable goods - Biens non durables	11.50	11.79	12.22	12.90	13.44	14.20	14.64	14.85	14.94	14.99	15.64	15.76	15.93
	Durable goods - Biens durables	12.25	12.74	13.24	13.91	14.75	15.40	15.95	16.35	16.68	17.02	17.42	17.55	18.06
101-109	Food - Aliments	10.88	11.08	11.50	12.03	12.51	12.91	12.97	13.57	13.60	13.51	14.25	14.33	14.60
101	Meat and poultry products - Viande & volaille	11.42	11.49	11.94	12.34	12.84	12.85	12.68	13.66	13.07	13.34	14.11	14.02	14.46
102	Fish products - Transformation du poisson	8.40	8.71	9.14	9.71	10.36	10.95	10.56	11.41	11.29	11.11	12.22	13.23	12.43
103	Fruit & vegetable - Fruits et légumes	10.01	10.01	10.38	10.91	11.49	11.97	12.22	12.23	12.76	12.69	13.48	13.23	14.48
104	Dairy products - Produits laitiers	13.40	13.69	14.19	14.84	15.23	15.62	16.16	16.75	16.36	16.21	16.63	16.09	15.30
105	Flour, cereal & feed - Farine, céréales et aliments pour animaux	12.13	12.38	12.76	13.19	13.57	14.42	14.77	14.40	15.23	14.96	15.62	16.27	16.72
106	Vegetable oil mills (ex. corn oil) - Huiles végétales (sauf l'huile de maïs)	14.34	13.95	14.23	14.69	15.29	15.82	16.77	16.44	16.84	15.92	16.18	17.21	17.38
107	Bakery products - Produits de boulangerie-pâtisserie	10.52	10.97	11.38	11.85	12.05	12.44	12.84	13.28	13.28	13.19	13.82	13.48	13.38
108	Sugar & sugar confectionery - Sucre et confiseries	10.42	10.75	11.12	11.66	12.14	12.96	13.23	13.69	14.42	13.69	14.44	15.43	15.71
109	Other food products - Autres produits alimentaires	10.63	11.03	11.48	12.03	12.40	12.74	13.16	13.43	13.99	13.16	14.13	14.55	15.48
111-114	Beverages - Boissons	14.03	14.76	15.06	15.84	16.75	17.58	18.10	19.44	20.03	20.25	19.82	20.34	20.03
121-122	Tobacco products - Produits du tabac	18.27	19.85	20.95	22.24	23.14	24.89	25.69	27.14	29.67	29.99	30.54	30.34	29.68
151-159	Rubber products - Produits en caoutchouc	11.15	11.69	11.75	12.44	13.27	14.97	15.63	15.32	15.87	15.31	15.81	16.96	17.03
161-169	Plastic products - Produits en matière plastique	10.42	10.57	10.98	11.37	11.65	12.10	12.46	12.36	12.84	12.67	13.91	13.80	13.69
171-171	Leather & allied products - Cuir et produits connexes	8.08	8.30	8.63	9.07	9.37	9.56	9.25	9.60	10.04	10.14	11.52	11.29	11.38
181-183	Primary textiles - Textiles de première transformation	9.96	10.26	10.71	11.30	11.93	12.70	13.46	13.68	14.09	14.59	14.89	14.76	13.93
191-199	Textile products - Produits textiles	8.47	8.55	8.73	9.67	9.88	10.20	10.67	10.35	10.29	10.90	12.48	12.96	12.47
243-249	Clothing - Habillement	7.45	7.47	7.62	8.20	8.55	8.81	9.01	8.97	9.16	9.25	10.41	10.57	10.45

Annual Estimates of Employment, Earnings and Hours, 1986-1998, Statistics Canada
Estimations annuelles de l'emploi, des gains et de la durée du travail, 1986-1998, Statistique Canada

Table 5

Estimates of Average Hourly Earnings, for Employees paid by the Hour, by Industry, Canada, Provinces and Territories.

Tableau 5

Estimations de la rémunération horaire moyenne, pour les salariés rémunérés à l'heure, par industrie, Canada, provinces et territoires

SIC 1980 CTI	Industry Industrie	DOLLARS												
		1986	1987	1988	1989	1990	1991	1992	1993	1994	1995	1996	1997	1998
CANADA														
243	Men's & boys' clothing - Vêtements pour hommes et garçonnets	\$6.75	\$7.09	\$7.54	\$7.92	\$8.62	\$8.93	\$8.86	\$8.87	\$9.20	\$9.40	\$10.47	\$10.69	\$10.23
244	Women's clothing - Vêtements pour dames	7.96	7.93	7.78	8.71	8.84	9.12	9.33	9.96	9.35	9.18	10.41	10.53	10.41
245-249	Clothing n.e.c. - Habillement n.c.a.	7.72	7.43	7.55	8.05	8.30	8.51	8.97	8.28	8.97	9.15	10.35	10.49	10.71
251-259	Wood - Bois	11.73	12.22	12.50	13.12	14.14	14.60	14.75	15.14	15.40	15.87	16.64	16.59	16.42
256-259	Wood n.e.c. - Bois n.c.a.	10.43	10.29	10.49	11.09	11.74	11.82	13.12	13.07	13.24	13.71	14.56	14.51	14.90
251	Sawmill, planing mill & shingle mill products - Scieries, ateliers de rabotage et usines de bardeaux	13.76	14.36	14.34	15.41	16.15	16.39	16.36	16.85	17.48	17.73	18.62	18.77	18.10
252	Veneer & plywood - Placages & contreplaqués	12.84	13.47	13.45	14.26	14.63	14.99	14.98	15.93	16.53	17.81	18.35	17.93	17.23
254	Sash, doors & other millwork - Portes, châssis et autres bois travaillés	8.85	9.35	9.81	10.47	11.26	11.88	11.94	12.56	12.15	12.57	13.07	13.39	13.97
261-269	Furniture & fixtures - Meubles et articles d'ameublement	8.97	9.40	9.63	10.19	10.87	10.96	11.46	11.81	12.20	12.21	12.94	13.00	13.56
261	Household furniture - Meubles de maison	8.39	8.56	8.60	9.24	9.79	9.80	10.30	10.70	11.04	11.03	11.66	11.63	12.18
264	Office furniture - Meubles de bureau	10.18	10.78	11.44	11.97	12.43	12.63	12.85	13.17	13.89	13.18	13.63	14.20	14.89
269	Other furniture & fixtures - Autres meubles et articles d'ameublement	9.57	10.34	10.80	10.95	11.85	12.12	12.58	12.97	12.69	13.31	14.09	13.85	14.33
271-279	Paper & allied products - Papier et produits connexes	15.47	15.95	16.51	17.31	17.98	19.25	19.89	20.33	20.64	21.36	21.59	21.89	22.67
271	Pulp & paper - Pâtes et papiers	16.68	17.24	17.81	18.77	19.54	20.93	21.99	22.53	22.71	23.46	23.67	24.26	24.34
272	Asphalt roofing - Papier-toiture asphalté	12.45	12.58	13.66	14.57	15.17	16.19	16.78	16.85	18.58	18.40	19.06	19.13	20.67
273	Paper boxes & bags - Boîtes en carton et sacs en papier	13.27	13.35	13.93	14.63	14.96	15.68	15.57	16.41	16.78	17.26	17.94	17.90	19.34
279	Other converted paper products - Autres produits en papier transformé	11.73	12.35	12.99	13.37	14.08	15.26	15.41	14.75	15.65	16.41	16.81	17.08	20.30
281-284	Printing, publishing & allied ind. - Imprimerie, édition et industries connexes	11.67	11.92	12.42	12.91	13.51	14.54	15.50	15.56	14.71	14.82	15.15	15.45	15.72
281	Commercial printing - Impression commerciale	11.57	11.94	12.57	13.01	13.68	14.64	15.84	15.62	15.08	15.43	15.61	15.73	15.86
282	Platemaking, typesetting & bindery - Clichage, composition et reliure	10.00	10.12	11.11	11.40	11.90	13.84	14.64	15.44	13.14	12.52	13.39	13.54	14.23
283	Publishing - Édition	10.11	10.52	10.66	12.38	12.05	12.08	12.34	12.98	12.61	12.32	13.90	14.59	15.74
284	Combined publishing & printing - Impression et édition combinées	14.02	14.10	13.88	13.99	14.80	15.92	16.56	16.64	16.32	16.48	16.34	16.98	16.28
291-299	Primary metals - Première transformation des métaux	14.77	15.41	16.08	17.06	17.81	18.60	19.53	20.22	20.13	20.43	21.06	21.22	21.39
291	Primary steel - Sidérurgie	15.72	16.59	16.83	17.48	18.13	19.19	20.04	20.78	21.06	20.98	21.19	21.29	21.78
292	Steel pipes & tubes - Tubes et tuyaux d'acier	14.36	14.93	15.57	15.99	16.41	17.63	17.61	18.51	18.61	18.55	18.64	18.54	18.04
294	Iron foundries - Fonderies de fer	12.76	13.11	14.04	14.66	15.47	16.17	17.31	17.87	18.16	17.98	20.19	21.32	20.01
295	Non-ferrous metal smelting & refining - Fonte et affinage des métaux non-ferreux	15.17	15.36	16.81	18.68	19.59	19.47	21.19	21.96	22.13	22.65	22.90	23.15	23.08
296	Aluminum rolling, casting & extruding - Laminage, moulage et ext. de l'aluminium	12.98	13.91	14.64	15.40	16.27	18.59	18.85	19.90	19.57	20.47	21.49	21.86	21.61
297	Copper & alloy rolling, casting & extruding - Laminage, moulage et extrusion du cuivre et de ses alliages	11.60	12.18	13.22	14.00	14.81	15.85	16.68	17.45	18.08	19.19	18.18	17.75	18.51
299	Other metal rolling, casting & extruding - Autre laminage, moulage et extrusion des métaux	12.20	13.04	13.58	14.02	14.88	14.94	16.27	16.57	15.34	16.07	17.82	18.20	19.24
301-309	Fabricated metal products - Fabrication des produits métalliques	11.48	12.12	12.65	13.39	14.09	14.63	15.26	14.91	15.04	15.90	16.16	16.44	17.01
301	Power boilers & heat exchangers - Chaudières à pression et échangeurs de chaleur	13.81	15.25	15.73	17.25	18.22	18.50	20.04	20.50	20.20	20.50	21.51	21.70	21.31
302	Fabricated structural metal products - Éléments de charpentes métalliques	13.25	13.98	14.52	15.18	15.57	17.23	16.60	16.43	16.59	17.17	16.69	17.38	17.60
303	Ornamental & architectural metal products - Produits métalliques d'ornement et d'architecture	10.98	11.56	11.85	13.06	13.17	13.50	13.51	13.25	12.75	13.72	14.59	14.95	15.21
304	Stamped, pressed & coated metal products - Embout., matriçage et revêtement des métaux	10.54	11.05	11.87	12.54	13.50	13.91	14.80	14.18	14.74	15.17	15.96	15.75	16.10

Annual Estimates of Employment, Earnings and Hours, 1986-1998, Statistics Canada
Estimations annuelles de l'emploi, des gains et de la durée du travail, 1986-1998, Statistique Canada

Table 5
Estimates of Average Hourly Earnings, for Employees paid by the Hour, by
Industry, Canada, Provinces and Territories.

Tableau 5
Estimations de la rémunération horaire moyenne, pour les salariés rémunérés à
l'heure, par industrie, Canada, provinces et territoires

SIC	Industry	DOLLARS												
		1986	1987	1988	1989	1990	1991	1992	1993	1994	1995	1996	1997	1998
1980														
CTI	Industrie													
CANADA														
305	Wire & wire products - Fil métallique et ses produits	\$13.22	\$13.84	\$13.65	\$14.05	\$14.54	\$15.25	\$16.10	\$15.91	\$16.00	\$16.71	\$16.33	\$16.91	\$17.38
306	Hardware, tools & cutlery - Articles de quincaillerie, d'outillage et coutellerie	11.31	12.55	13.07	13.73	14.22	14.69	15.45	15.79	15.09	15.22	16.93	17.86	18.35
307	Heating equipment - Matériel de chauffage	10.47	10.29	10.55	10.82	11.52	12.16	12.40	12.96	13.89	13.35	14.49	15.38	14.67
308	Machine shops - Ateliers d'usinage	12.42	12.28	12.86	13.90	15.10	14.77	15.61	13.93	14.27	15.27	15.48	15.75	16.83
309	Other metal fabricating - Autres produits en métal	10.28	10.93	11.42	11.54	12.53	13.40	14.27	14.97	14.91	18.68	16.94	15.96	17.15
311-319	Machinery (ex. elect. mach.) - Machinerie (sauf électrique)	12.05	12.69	13.15	13.63	14.64	15.40	16.08	16.06	16.38	16.87	17.44	17.88	18.53
311	Agricultural implements - Instruments aratoires	11.22	11.72	11.47	11.76	12.40	12.55	13.37	13.33	13.44	14.34	14.45	15.64	16.39
312	Commercial refrig. & air cond. equip. - Matériel commer. de réfrigération & climatisation	11.24	11.95	12.40	12.90	13.57	13.39	14.14	13.21	13.67	15.71	15.26	15.12	15.88
319	Other machinery & equipment - Autres machineries et équipements	12.19	12.84	13.37	13.85	14.97	15.88	16.62	16.70	16.96	17.22	17.99	18.36	18.98
321-329	Transportation equipment - Matériel de transport	13.75	14.09	14.82	15.45	16.27	17.39	17.93	18.59	19.44	19.78	19.77	20.07	21.24
321	Aircraft & aircraft parts - Aéronefs et pièces d'aéronefs	13.73	13.91	14.67	15.24	16.26	17.75	18.03	18.34	18.86	19.53	19.23	19.85	20.48
323	Motor vehicles - Véhicules automobiles	15.98	16.76	17.91	18.47	19.29	20.27	21.33	22.59	24.12	24.93	25.03	25.78	25.73
324	Truck & bus bodies & trailers - Carrosseries de camions, d'autobus et de remorques	11.35	11.85	11.89	12.51	12.97	13.23	13.01	13.47	13.79	13.08	14.40	14.83	16.01
325	Motor vehicle parts & accessories - Pièces et accessoires pour véhicules automobiles	12.89	13.31	13.96	14.51	15.08	15.86	16.33	16.88	17.66	17.74	17.84	18.10	19.81
326	Railroad rolling stock - Matériel ferroviaire roulant	13.83	14.13	14.94	15.99	16.74	17.68	17.74	18.84	19.71	20.09	19.63	20.08	21.28
327	Shipbuilding & repair - Construction et réparation de navires	14.58	14.81	15.45	16.27	17.35	17.51	18.24	18.03	18.86	20.16	18.62	18.29	..
328	Boatbuilding & repair - Construction et réparation d'embarcations	9.59	9.21	9.77	10.44	10.93	12.38	12.86	12.29	13.71	14.54	..
331-339	Electrical & electronic products - Produits électriques et électroniques	11.47	11.86	12.19	12.79	13.93	14.33	15.31	15.56	15.55	15.40	15.85	16.50	17.01
330	Electrical & electronic products n.e.c. - Produits électriques et électroniques n.c.a.	10.61	10.91	11.33	11.95	12.51	12.88	13.32	13.70	14.12	15.24	14.14	13.65	14.24
332	Major appliances (electric & non-elect.) - Gros appareils (électriques ou non)	11.54	11.97	12.38	13.10	13.65	14.37	14.30	14.94	15.05	15.61	14.67	15.68	14.99
335	Communication & other electronic equip. - Equip. de comm. et autre matériel électronique	12.01	12.34	12.55	12.88	14.63	15.03	15.95	16.85	16.24	15.13	16.78	17.63	17.58
336	Office, store & business machines - Machines pour bureaux, magasins et commerces	10.05	11.00	11.31	12.00	13.31	13.29	15.55	14.14	13.76	14.46	16.77	17.16	18.41
337	Electrical industrial equipment - Matériel électrique d'usage industriel	11.31	11.68	11.91	12.62	13.66	14.27	15.70	15.15	15.15	15.13	15.04	15.98	16.90
338	Communications & energy wire and cable - Fils et câbles électr. et de communication	13.67	13.99	14.39	15.36	16.79	16.31	17.86	17.02	19.24	19.88	16.84	17.70	18.94
351-359	Non-metallic mineral products - Produits minéraux non métalliques	12.86	13.27	13.66	14.42	14.82	15.74	16.52	16.62	16.53	17.04	17.39	17.00	17.21
350	Non-metallic mineral products n.e.c. - Produits minéraux non métalliques n.c.a.	12.13	12.44	12.76	13.44	13.76	14.92	16.06	16.18	15.75	16.96	17.59	16.74	17.66
352	Hydraulic Cement - Ciment hydraulique	15.95	16.63	17.16	18.28	18.93	19.83	20.91	21.60	22.77	23.06	22.87	22.45	22.55
354	Concrete products - Produits en béton	11.19	12.09	12.90	13.93	14.43	15.10	15.81	15.60	15.11	15.11	15.93	15.81	16.67
355	Ready-mix concrete - Béton préparé	14.14	14.32	14.50	15.40	15.62	16.73	17.14	17.47	18.07	18.34	17.94	18.04	17.31
356	Glass & glass products - Verre et articles en verre	12.78	13.08	13.57	14.02	14.55	15.38	15.66	15.70	15.63	15.93	16.53	16.05	15.37
361-369	Refined petroleum & coal products - Produits raffinés du pétrole et du charbon	18.08	19.02	19.92	21.05	20.77	16.10	15.63	19.10	19.41	18.82	18.94	18.55	22.34
361	Refined petroleum products - Produits raffinés du pétrole	18.15	19.31	20.24	21.40	21.26	16.15	15.61	19.73	20.04	19.55	19.08	18.35	23.15
369	Other petroleum & coal products - Autres ind. des prod. du pétrole et du charbon	16.92	15.93	16.68	17.49	15.19	15.54	15.86	16.58	17.23	16.59	18.45	19.12	18.68

Table 5
Estimates of Average Hourly Earnings, for Employees paid by the Hour, by
Industry, Canada, Provinces and Territories.

Tableau 5
Estimations de la rémunération horaire moyenne, pour les salariés rémunérés à
l'heure, par industrie, Canada, provinces et territoires

SIC	Industry	DOLLARS												
		1986	1987	1988	1989	1990	1991	1992	1993	1994	1995	1996	1997	1998
1980														
CTI	Industrie													
CANADA														
371-379	Chemical & chemical products - Produits chimiques	\$12.70	\$13.27	\$13.77	\$14.35	\$15.18	\$16.31	\$16.75	\$17.19	\$17.30	\$16.83	\$17.20	\$17.38	\$18.31
371	Industrial chemicals n.e.c. - Produits chimiques d'usage industriel n.c.a.	15.67	16.07	16.88	17.38	18.60	20.09	20.77	21.58	22.61	22.16	21.00	20.53	20.64
372	Agricultural chemicals - Produits chimiques d'usage agricole	11.85	12.01	12.41	13.26	14.33	14.88	15.78	16.34	16.10	15.72	16.66	18.54	18.73
373	Plastic & synthetic resin - Matières plastiques et résines synthétiques	12.95	13.26	13.62	14.57	14.41	14.60	15.59	17.01	15.63	15.19	17.52	18.13	19.88
374	Pharmaceuticals & medicine - Produits pharmaceutiques et médicaments	11.14	11.76	12.01	12.48	13.21	14.48	15.03	16.41	16.34	16.73	16.97	17.77	19.28
375	Paint & varnish - Peintures et vernis	10.66	10.93	11.47	11.96	12.50	13.18	13.71	13.59	13.67	14.30	15.33	15.58	16.17
376	Soap & cleaning compounds - Savons et composés pour nettoyage	12.27	13.20	13.43	13.81	14.78	15.77	16.24	16.85	18.00	17.01	17.67	17.05	16.45
377	Toilet preparations - Produits de toilette	9.74	9.95	10.27	10.36	11.21	12.46	12.25	12.45	13.26	13.26	13.12	13.13	14.99
379	Other chemical products - Autres produits chimiques	12.95	13.93	14.80	15.54	16.26	16.84	17.25	16.31	15.53	14.84	16.02	16.77	17.70
391-399	Other manufacturing industries - Autres industries manufacturières	10.05	10.72	11.02	11.86	12.48	12.35	11.77	12.52	12.84	12.74	14.06	14.46	14.58
401-449	Construction - Construction	14.22	14.69	15.06	16.07	16.95	17.60	17.73	17.74	17.78	18.57	18.24	18.00	18.36
401-402	Bldg, developing & general contracting - Constructeurs, promoteurs et entrep. généraux	13.09	13.86	14.04	15.06	16.14	16.61	16.28	16.18	16.42	16.87	17.17	17.26	17.04
401	Residential building & development - Promotion et construction de bâtiments résidentiels	12.01	12.75	12.95	13.91	14.83	14.86	14.72	14.76	14.92	15.91	15.96	16.04	15.90
402	Non-residential building & development - Promotion & constr. de bâtiments non résidentiels	15.14	15.94	16.11	17.25	18.51	19.28	19.44	19.42	19.22	18.69	19.43	19.71	19.32
411-412	Industrial & heavy (engineering) construction - Constr. lourde et industrielle (génie)	15.74	16.06	16.46	17.55	18.47	18.70	18.89	19.06	19.21	20.12	20.10	20.10	21.04
411	Industrial const. (other than buildings) - Constr. industrielle (autre que bâtiment)	17.44	17.87	18.57	19.75	20.62	20.31	20.84	22.95	22.20	22.48	21.36	20.98	22.06
412	Highway & heavy constr. - Constr. de routes et constr. lourde	15.24	15.59	15.88	16.91	17.84	18.29	18.48	17.85	18.08	19.10	19.70	19.81	20.71
421-429	Trade contracting - Entrepreneurs spécialisés	14.48	14.80	15.25	16.28	17.03	17.85	18.02	17.98	17.91	18.80	18.12	17.70	18.13
441-449	Services incidental to construction - Services relatifs à la construction	11.09	12.37	12.61	13.30	13.63	13.59	15.85	15.31	15.83	15.90	17.86	18.34	16.64
041-449	Goods producing industries - Branches productrices de biens	12.74	13.15	13.65	14.44	15.23	15.97	16.37	16.62	16.84	17.15	17.48	17.54	17.97
451-499	Transportation, storage, comm. & other utilities - Transp., entreposage, comm. et autres services publics	14.16	14.20	14.42	14.90	15.58	16.47	17.35	17.85	17.96	18.06	18.34	18.70	19.26
451-479	Transportation & storage - Transport et entreposage	14.11	13.83	14.01	14.44	15.05	15.88	16.62	16.92	17.03	16.95	17.21	17.71	17.91
451-459	Transportation - Transport	14.08	13.79	13.99	14.45	15.06	15.90	16.64	17.00	17.09	17.00	17.25	17.72	17.91
451	Air transport - Transport aérien	12.80	12.01	10.44	10.89	13.29	14.41	15.29	14.08	15.50	14.35	14.88	16.43	16.86
452	Services incidental to air transport - Services relatifs au transport aérien	12.12	11.60	12.62	12.63	12.96	12.71	12.70	13.39	13.48	13.92	15.28	14.61	13.45
453	Railway transport & related services - Transport et services ferroviaires	15.04	14.05	14.90	15.75	16.46	17.39	17.82	18.52	19.28	19.22	19.54	20.41	20.23
454	Water transport - Transport par eau	15.94	15.89	15.68	15.62	17.12	19.22	20.46	20.85	20.73	19.20	20.39	21.39	19.83
455	Services incidental to water transport - Services relatifs au transport par eau	21.36	20.46	19.72	20.35	20.73	24.24	24.32	25.94	25.51	26.43	24.37	20.24	18.33
456	Truck transport - Camionnage	13.15	13.30	13.68	13.87	14.27	14.65	15.29	15.46	15.10	15.06	15.82	16.85	17.04
457	Public passenger transit systems - Transport en commun	13.34	13.64	13.77	14.37	15.13	16.28	17.57	17.84	17.78	18.18	17.72	17.89	19.54

Table 5

Estimates of Average Hourly Earnings, for Employees paid by the Hour, by Industry, Canada, Provinces and Territories.

Tableau 5

Estimations de la rémunération horaire moyenne, pour les salariés rémunérés à l'heure, par industrie, Canada, provinces et territoires

SIC 1980 CTI	Industry Industrie	DOLLARS												
		1986	1987	1988	1989	1990	1991	1992	1993	1994	1995	1996	1997	1998
CANADA														
458-459	Transportation n.e.c. - Transport n.c.a.	\$12.22	\$12.53	\$12.28	\$13.05	\$13.94	\$14.64	\$15.32	\$15.53	\$16.10	\$15.93	\$16.39	\$17.02	\$16.46
461-461	Pipeline transport - Transport par pipelines	17.58	17.44	17.71	18.09	19.50	20.12	21.15	21.95	20.46	23.55	20.36	20.03	24.85
471-479	Storage & warehousing - Entreposage et emmagasinage	14.77	14.74	14.10	13.42	13.73	14.25	15.04	14.41	15.07	15.28	16.14	17.55	16.09
471	Grain elevators - Silos à grain	16.69	16.87	16.37	16.11	16.39	17.47	17.70	19.72	19.95	19.49	19.99	21.31	19.37
479	Other storage & warehousing - Autres entreposage et emmagasinage	13.32	12.98	12.35	12.00	12.60	12.96	13.72	13.06	13.39	14.06	15.09	16.46	14.81
481-499	Communication & other utilities - Communications et autres services publics	14.30	14.99	15.33	15.85	16.61	17.54	18.75	19.65	19.74	20.03	20.21	20.56	21.61
481-484	Communication - Communications	12.80	13.46	13.71	14.14	14.53	15.14	16.46	17.82	17.88	18.32	18.60	18.85	20.28
481	Telecommunication broadcasting - Diffusion des télécommunications	13.34	13.76	13.83	12.40	13.75	14.60	15.12	17.59	16.79	18.20	17.87	17.86	19.78
482	Telecommunication carriers - Transmission des télécommunications	14.76	14.84	14.69	14.94	15.18	16.30	18.15	20.59	20.98	21.66	21.93	22.42	23.45
483	Other telecommunication - Autres télécommunications	9.48	9.82	10.69	10.71	11.14	11.66	10.68	10.95	12.11	14.17	15.26	15.35	16.28
484	Postal & courier service - Services postaux et services de messagers	8.62	10.25	11.20	13.37	13.36	12.43	13.28	13.74	14.05	13.95	14.61	15.26	14.44
491-499	Other Utilities - Autres services publics	15.56	16.22	16.66	17.33	18.41	19.63	20.59	21.07	21.27	21.65	21.99	22.56	23.91
491	Electric power systems - Énergie électrique	16.90	17.73	18.35	18.93	20.14	21.39	22.45	23.05	23.44	23.82	23.94	24.71	26.43
492	Gas distribution systems - Distribution de gaz	15.11	15.68	15.86	16.64	17.43	18.82	20.19	20.51	21.02	20.89	21.85	23.06	22.83
493	Water systems - Distribution d'eau	12.94	13.51	14.04	14.71	15.27	15.99	16.93	17.60	18.05	18.48	18.95	19.41	19.58
499	Other utilities n.e.c. - Autres services publics n.c.a.	12.58	12.64	12.87	14.02	14.64	15.78	16.18	16.45	16.50	16.82	17.23	17.50	17.73
501-692	Trade - Commerce	8.33	8.58	8.88	9.24	9.70	10.13	10.49	10.62	10.86	11.06	11.55	11.71	11.72
501-599	Wholesale Trade - Commerce de gros	9.98	10.33	10.61	11.09	11.76	12.06	12.46	12.51	12.89	12.86	13.38	14.03	13.69
501-501	Farm products - Produits agricoles	10.55	10.94	11.35	11.30	11.28	11.52	11.78	10.27	10.19	9.80	10.91	11.39	11.73
511-511	Petroleum products - Produits pétroliers	10.63	11.30	12.20	12.21	12.10	12.71	13.15	13.10	12.81	12.58	13.43	15.56	15.06
521-524	Food, beverage, drug & tobacco - Produits alimentaires, boissons, médicaments et tabac	10.58	11.08	10.93	11.21	11.74	12.24	12.59	12.56	13.28	12.59	13.16	13.89	12.77
523-524	Drug & tobacco - Médicaments & tabac	8.41	9.64	9.66	9.93	10.75	11.85	12.17	11.26	12.51	11.04	13.15	13.40	12.55
521	Food - Produits alimentaires	10.82	11.26	11.10	11.38	11.86	12.22	12.43	12.48	13.40	12.77	13.04	13.79	12.70
522	Beverages - Boissons	10.28	10.67	10.57	10.65	11.79	13.41	15.73	17.42	13.66	16.30	15.43	17.17	14.66
531-532	Apparel & dry goods - Vêtements et mercerie	7.49	6.72	6.94	7.76	8.70	8.60	9.92	9.31	10.81	10.54	11.22	12.94	12.72
531	Apparel - Vêtements	8.30	7.32	7.29	8.10	9.02	8.68	9.93	9.26	10.91	10.46	11.14	12.86	12.71
532	Dry goods - Tissus et articles de mercerie	6.11	6.01	6.56	7.34	8.29	8.41	9.87	9.55	10.53	10.82	11.51	13.20	12.77
541-543	Household goods - Articles ménagers	8.67	9.23	9.42	9.32	10.97	10.80	11.23	11.03	11.55	11.68	13.12	13.58	13.07
541	Electr. & electronic household appl. & parts - App. ménagers élect. & électroniques et pièces	9.21	8.95	8.95	11.79	12.65	10.50	11.11	10.37	11.10	11.63	13.82	14.87	13.30
542	Household furniture - Meubles de maison	8.36	9.01	9.76	8.90	10.27	10.41	11.67	10.19	11.30	11.38	12.17	13.02	14.62
543	Household furnishings - Accessoires ménagers	8.64	9.31	9.51	8.95	10.47	10.93	11.20	11.36	11.84	11.84	12.84	12.88	12.64
551-552	Motor vehicles, parts & accessories - Véhicules auto., pièces et accessoires	10.58	11.26	12.18	12.47	13.17	12.99	13.28	13.79	13.57	13.94	14.11	14.53	14.96
551	Motor vehicles - Véhicules automobiles	12.45	13.19	14.29	14.70	15.42	15.44	16.06	15.80	15.21	15.63	14.67	15.28	15.53
552	Motor vehicles parts & accessories - Pièces et accessoires de véhicules automobiles	9.19	9.90	10.71	10.94	11.63	11.54	12.16	12.82	12.87	13.12	13.83	14.12	14.61
561-563	Metals, hardware, plumbing, heating & building materials - Métaux, quincaillerie, matér. de plomberie, de chauffage et de construction	9.51	9.99	10.00	10.49	11.27	11.92	11.97	11.84	12.37	12.30	12.91	13.17	12.89
561	Metal & metal products - Métaux et produits en métal	13.02	13.77	13.94	15.47	15.17	15.45	15.45	15.27	16.89	15.53	15.84	16.43	16.39
562	Hardware, plumbing, heating & air cond. equip supplies - Quincaillerie, mat. & fournitures de plomb. chauffage & climatisation	9.31	9.26	10.22	10.58	11.78	12.57	12.41	13.41	13.02	12.96	14.07	14.44	14.07
563	Lumber & building materials - Bois et matériaux de construction	9.07	9.67	9.18	9.84	10.56	11.22	11.36	10.98	11.27	11.36	11.88	12.07	11.60

Annual Estimates of Employment, Earnings and Hours, 1986-1998, Statistics Canada
Estimations annuelles de l'emploi, des gains et de la durée du travail, 1986-1998, Statistique Canada

Table 5
Estimates of Average Hourly Earnings, for Employees paid by the Hour, by
Industry, Canada, Provinces and Territories.

Tableau 5
Estimations de la rémunération horaire moyenne, pour les salariés rémunérés à
l'heure, par industrie, Canada, provinces et territoires

SIC 1980 CTI	Industry Industrie	DOLLARS												
		1986	1987	1988	1989	1990	1991	1992	1993	1994	1995	1996	1997	1998
CANADA														
571-579	Machinery, equipment & supplies - Machines, matériel et fournitures	\$10.61	\$10.62	\$11.22	\$12.20	\$12.91	\$12.94	\$13.92	\$13.66	\$14.13	\$14.29	\$14.51	\$15.07	\$14.91
571	Farm machinery, equipment & supplies - Machines, matériel et fournitures agricoles	8.61	9.00	9.42	9.47	10.99	11.27	12.49	12.24	12.16	12.09	12.38	13.39	14.09
572	Const., forest. & mining mach. equip. & suppl.- Mach., mat. & fourni. (const., forêts, mines)	13.54	14.21	14.19	15.07	16.21	16.75	17.20	17.73	18.40	19.30	19.03	18.57	17.79
573	Industrial machinery, equipment & supplies - Machines, matériel et fournitures industriels	11.87	12.40	13.18	13.70	14.88	13.90	14.72	14.99	15.16	14.91	15.56	16.40	15.85
574	Electrical & electronic mach. equip. & supplies - Machines, matér., fournit. électric. & électro.	10.00	9.18	10.07	12.69	11.96	12.53	12.68	13.15	13.61	13.62	13.88	14.26	13.21
579	Other machinery, equipment & supplies - Autres machines, matériel et fournitures	10.60	10.89	11.37	11.80	12.80	12.63	13.97	12.58	13.23	13.45	13.72	14.32	14.84
591-599	Other wholesale products - Autres produits divers, commerce de gros	8.62	8.50	8.65	9.13	9.74	10.03	10.76	11.61	11.61	11.94	12.38	13.05	12.93
601-692	Retail trade - Commerce de détail	7.88	8.11	8.40	8.69	9.09	9.56	9.90	10.03	10.19	10.45	10.83	10.83	10.94
601-603	Food, beverage and drug - Aliments, boissons et médicaments	8.69	8.94	9.24	9.33	9.59	9.98	10.65	10.68	10.72	10.95	10.95	10.69	11.17
601	Food stores - Magasins d'alimentation	8.67	8.88	9.20	9.15	9.39	9.73	10.32	10.30	10.40	10.65	10.58	10.34	10.62
602	Liquor, wine & beer stores - Magasins de spiritueux, vin et bière	10.86	11.48	11.88	12.69	13.04	14.19	14.68	15.15	15.06	14.46	15.62	15.00	16.05
603	Prescription drugs & patent medicine stores - Mag. de médicaments sur ordonnance & brevétés	7.74	8.20	8.45	8.95	9.46	9.88	10.80	11.07	10.93	11.19	10.81	10.60	12.06
611-615	Shoe, apparel, fabric & yarn - Chaussures, vêtements, tissus et filés	6.38	6.61	6.98	7.13	7.39	7.86	7.92	8.17	8.51	8.60	8.80	8.92	8.61
611	Shoe stores - Magasins de chaussures	6.37	6.63	7.04	7.41	7.59	7.78	8.07	8.24	8.73	8.65	8.83	9.25	8.87
612	Men's clothing stores - Magasins de vêtements pour hommes	7.02	7.46	8.37	7.85	7.50	8.83	8.84	9.19	10.01	10.11	10.47	10.15	9.99
613	Women's clothing stores - Magasins de vêtements pour dames	6.27	6.54	6.83	7.12	7.47	7.82	7.95	8.08	8.22	8.26	8.53	8.64	8.47
614	Clothing stores n.e.c. - Magasins de vêtements n.c.a.	6.32	6.54	6.74	6.97	7.35	7.71	7.71	8.03	8.38	8.66	8.87	8.92	8.41
615	Fabric & yarn stores - Magasins de tissus et de filés	5.52	5.41	5.57	5.81	6.09	6.61	6.95	7.22	7.52	7.56	7.57	8.01	7.80
621-623	Household furniture, appliances & furnishings - Meubles, appareils et accessoires de maison	7.34	7.60	8.13	8.49	9.03	9.18	9.43	9.68	10.33	10.40	10.90	11.33	11.53
621	Household furniture stores - Magasins de meubles de maison	7.52	7.78	8.16	8.79	9.37	9.33	9.66	10.12	10.45	10.51	11.28	11.67	11.91
622	Appliance, TV, radio & stereo stores - Magasins ménagers, tv, radio & appar. stéréo	7.88	7.72	8.44	8.47	9.11	9.27	9.50	10.06	10.46	10.52	10.83	11.29	11.56
623	Household furnishings stores - Magasins d'accessoires d'ameublement	6.62	7.28	7.85	8.17	8.55	8.94	9.10	8.53	9.96	10.10	10.46	10.92	10.97
631-639	Auto vehicles, parts & access., sales & serv. Véhicules autos, pièces & access., vente & serv.	8.25	8.54	8.80	9.40	9.90	10.40	10.46	10.81	11.08	11.40	12.67	12.77	12.64
631	Automobile dealers - Concessionnaires d'automobiles	9.45	10.06	10.57	11.02	11.82	12.87	13.39	13.61	13.66	13.64	15.31	15.14	15.14
632	Recreational vehicle dealers - Marchands de véhicules de loisir	9.48	9.65	9.78	9.90	10.13	9.77	11.06	11.81	11.70	12.06	12.94	13.02	12.30
633	Gasoline service stations - Stations-service	6.56	6.77	7.04	7.51	7.80	7.88	7.90	7.58	7.95	8.46	8.93	9.11	9.31
634	Automotive parts & accessories stores - Mag. de pièces et accessoires pour automobiles	7.64	8.09	8.35	8.60	9.54	9.50	9.00	9.47	10.11	10.07	10.89	11.00	11.04
635	Motor vehicle repair shops - Ateliers de réparation d'automobiles	9.38	9.51	9.86	10.67	11.06	12.09	12.07	12.59	11.99	12.17	12.84	12.54	13.02
639	Other motor vehicle services - Autres services pour automobiles	6.18	6.35	6.84	7.42	7.59	7.92	8.09	8.24	9.39	10.10	10.33	10.09	10.17
641-641	General merchandise stores - Magasins de marchandises diverses	7.81	7.95	8.10	8.32	8.90	9.49	9.78	9.69	9.52	9.64	9.79	9.93	9.78
651-692	Other retail n.e.c. - Autres commerces de détail n.c.a.	6.46	6.57	6.93	7.27	7.56	8.19	8.47	8.59	8.93	9.47	9.68	9.68	9.50

Table 5

Estimates of Average Hourly Earnings, for Employees paid by the Hour, by Industry, Canada, Provinces and Territories.

Tableau 5

Estimations de la rémunération horaire moyenne, pour les salariés rémunérés à l'heure, par industrie, Canada, provinces et territoires

SIC	Industry	DOLLARS												
		1986	1987	1988	1989	1990	1991	1992	1993	1994	1995	1996	1997	1998
1980														
CTI	Industrie													
CANADA														
701-761	Finance, insurance & real estate - Finances, assur. & affaires immobilières	\$8.58	\$8.96	\$9.49	\$10.13	\$10.57	\$11.07	\$11.24	\$11.71	\$12.30	\$12.75	\$13.07	\$14.47	\$13.80
701-749	Finance & insurance - Intermédiaires financiers et assurances	8.60	8.81	9.48	9.93	10.17	11.33	11.55	12.34	12.69	13.11	13.61	15.07	14.25
701-709	Deposit accepting intermediaries - Intermédiaires financiers de dépôts	8.77	8.89	9.01	9.88	10.14	10.92	11.35	11.45	12.23	12.10	12.12	13.30	13.39
701-702	Banks - Banques	8.81	8.97	9.17	10.04	10.37	10.90	11.29	11.60	11.65	11.79	12.22	12.05	11.61
703	Trust Companies - Sociétés de fiducie	8.89	8.95	9.08	9.86	10.22	10.77	10.93	10.84	11.36	11.45	11.85	14.45	12.22
705	Credit unions - Caisses d'épargne et de crédit	8.69	8.79	8.79	9.64	9.77	11.00	11.61	11.44	13.32	12.76	12.01	14.66	17.14
711-712	Consumer & business financing intermediaries - Crédit à la consommation et aux entreprises	6.95	7.57	8.50	8.92	8.77	9.09	11.71	18.05	12.71	21.59	15.01	15.28	15.71
721-729	Investment intermediaries - Intermédiaires d'investissement	7.59	8.10	10.10	9.57	9.56	11.74	10.97	13.06	13.12	13.85	15.31	16.26	12.30
731-733	Insurance - Assurances	11.26	10.99	11.66	12.79	13.56	14.58	15.28	15.53	15.36	16.04	16.02	18.75	17.25
741-749	Other financial intermediaries - Autres intermédiaires financiers	8.51	9.41	11.92	12.51	12.62	12.04	10.51	11.39	13.17	13.65	16.99	21.21	21.91
751-761	Real estate operators & insurance agent - Services immobiliers & agences d'assurances	8.56	9.13	9.51	10.38	11.08	10.67	10.70	10.78	11.70	12.19	12.14	13.41	12.76
751-759	Real estate operators (excl developers) - Services immobiliers (sauf lotisseurs)	8.51	9.41	9.94	10.76	10.82	10.08	10.89	10.62	11.42	11.62	11.36	12.51	12.49
761-761	Insurance & real estate agent - Agences d'assur. et agences immobilières	8.77	8.12	8.24	8.97	11.62	11.72	10.13	11.19	12.18	13.17	13.04	14.34	13.13
771-779	Comm., business & pers. services - Services socio-culturels, comm. et pers.	8.90	9.36	9.75	10.47	11.06	11.91	12.42	12.70	12.78	12.89	13.29	13.22	13.48
771-779	Business services - Services aux entreprises	7.85	8.70	9.59	10.94	11.55	12.31	12.46	12.58	13.00	12.61	13.64	13.60	14.46
771	Employment agencies & personnel suppliers - Bureaux de placement et location de pers.	7.05	8.28	8.56	10.48	10.20	11.36	11.75	11.32	11.57	11.18	10.92	10.85	12.51
772	Computer & related services - Services informatiques et services connexes	6.41	8.15	9.34	12.37	13.94	13.00	14.01	14.18	15.77	15.13	16.79	16.75	16.55
773	Accounting & bookkeeping services - Serv. de comptabilité et tenue de livres	6.01	6.83	8.04	7.92	9.79	11.25	10.47	11.19	11.82	11.11	12.24	12.21	12.86
774	Advertising services - Services de publicité	13.31	12.68	14.66	15.45	13.63	13.06	11.31	10.56	12.66	11.38	12.91	12.46	11.63
775	Arch., eng. & other scientific & tech. serv. - Arch., ingénieurs et autres serv. scient. et tech.	11.00	12.25	13.65	14.35	15.88	16.88	17.92	18.30	17.64	18.29	18.06	17.80	19.52
776	Offices of lawyers & notaries - Études d'avocats et de notaires	7.46	7.84	8.01	9.93	10.78	12.12	12.41	12.48	12.95	13.85	14.20	13.97	15.04
777	Management consulting services - Bureaux de conseils en gestion	8.52	8.62	9.60	10.69	10.95	11.38	11.25	12.57	13.98	13.40	14.37	14.51	13.40
779	Other business services - Autres services aux entreprises	6.46	7.22	7.74	8.46	9.15	9.89	10.11	10.29	10.79	10.58	11.04	11.26	12.90
851-859	Educational & related services - Services d'enseignement et services annexes	7.04	7.17	7.12	8.42	9.49	11.16	11.45	12.32	12.87	11.84	12.68	12.96	13.38
851-853	Educational services - Services d'enseignement	10.58	11.02	11.57	12.02	12.63	13.35	13.77	14.06	13.95	14.18	14.95	14.26	15.99
851	Elementary & secondary education - Enseignement élémentaire et secondaire	10.85	11.25	11.76	12.19	12.74	13.50	14.00	14.27	14.17	14.46	15.49	14.51	16.54
852	Post-second. non-university education - Enseignement postsecondaire non univers.	10.43	10.89	11.63	12.20	12.97	13.90	14.58	14.88	14.86	14.78	15.09	14.97	16.06
853	University education - Enseignement universitaire	10.22	10.75	11.27	11.70	12.34	12.87	13.07	13.37	13.21	13.47	13.58	13.10	14.59
854-859	Libraries, museums & other educational serv. - Biblio., musées & autres serv. d'enseignement	7.04	7.17	7.12	8.42	9.49	11.16	11.45	12.32	12.87	11.84	12.68	12.96	13.38
854	Library services - Bibliothèques	7.00	6.83	6.84	8.53	8.92	10.81	11.47	11.99	12.32	12.21	12.40	12.79	13.27
855	Museums & archives - Musées et archives	6.09	6.35	6.03	7.23	8.24	10.28	10.51	11.29	12.86	11.99	13.04	13.30	14.12

Annual Estimates of Employment, Earnings and Hours, 1986-1998, Statistics Canada
Estimations annuelles de l'Emploi, des gains et de la durée du travail, 1986-1998, Statistique Canada

Table 5

Estimates of Average Hourly Earnings, for Employees paid by the Hour, by Industry, Canada, Provinces and Territories.

Tableau 5

Estimations de la rémunération horaire moyenne, pour les salariés rémunérés à l'heure, par industrie, Canada, provinces et territoires

SIC	Industry	DOLLARS												
		1986	1987	1988	1989	1990	1991	1992	1993	1994	1995	1996	1997	1998
1980														
CTI	Industrie													
CANADA														
859	Other educational services - Autres services d'enseignement	\$8.54	\$8.96	\$9.16	\$9.13	\$11.24	\$13.09	\$12.83	\$14.09	\$13.60	\$11.42	\$12.76	\$12.93	\$13.06
861-869	Health & social services - Services de soins de santé et services sociaux	11.86	12.46	12.98	13.66	14.52	15.60	16.20	16.72	16.83	16.88	17.16	17.05	17.05
861,862 & 864	Inst. health & soc. serv., in/out social services & institutions - Établ. de santé & serv. soc. en/hors institution	12.00	12.63	13.14	13.84	14.77	15.90	16.61	17.14	17.35	17.38	17.59	17.46	17.54
861	Hospitals - Hôpitaux	12.92	13.70	14.21	14.98	16.04	17.24	18.09	18.76	18.98	19.10	19.20	19.26	19.15
862	Other institutional health & social services - Autres établ. de soins de santé & serv. sociaux	10.02	10.34	10.78	11.38	12.02	12.90	13.66	14.13	14.06	14.41	14.75	14.34	15.18
864	Non-institutional social services - Services sociaux hors institution	9.29	9.51	9.96	10.30	10.84	11.70	11.12	11.91	11.95	11.99	13.30	13.22	13.47
863 & 865-869	Other health & social services n.e.c. - Autres services de soins de santé et sociaux n.c.a.	10.55	11.08	11.83	12.49	13.02	13.84	13.77	14.20	13.92	14.39	15.53	15.66	15.30
863	Non-institutional health services - Services de soins de santé hors institution	13.16	15.17	16.63	16.49	16.56	17.67	15.73	15.63	16.56	17.08	17.61	17.48	16.02
865	Private practice of physicians, surgeons & dentist - Cabinets privés de médecins chirurgiens, dentistes	9.34	9.26	10.27	10.97	11.63	12.67	13.30	14.04	12.77	13.30	14.70	14.88	14.37
866	Offices of other health practitioners - Cabinets d'autres praticiens de la santé	8.62	8.20	8.23	9.85	10.58	11.01	10.32	10.85	11.27	12.33	13.54	13.71	13.21
868	Medical & other health laboratories - Laboratoires médicaux et autre lab. de santé	11.38	12.45	13.31	13.31	13.95	14.46	15.38	15.52	15.38	15.23	16.35	16.73	18.02
869	Health & social service ass'n's & agencies - Assoc. & org. de santé et de services sociaux	11.19	11.53	12.09	12.07	13.22	14.30	14.60	14.89	14.63	15.12	16.05	16.02	16.51
911-922	Accommodation, food & beverage services - Hébergement et restauration	5.71	5.92	6.13	6.54	6.86	7.15	7.42	7.59	7.84	7.97	8.34	8.41	8.38
911-914	Accommodation services - Services d'hébergement	6.52	6.80	6.98	7.44	7.87	8.18	8.65	8.81	8.96	9.20	9.64	9.59	9.36
912-914	Other accomodation services n.e.c. - Autres services d'hébergement n.c.a.	6.14	6.54	6.29	6.42	7.59	7.70	9.71	8.56	8.70	8.87	9.21	9.14	9.01
911	Hotels, motels & tourist courts - Hôtels, motels et camps pour touristes	6.53	6.82	7.02	7.50	7.88	8.22	8.53	8.84	8.98	9.23	9.68	9.64	9.39
921-922	Food & beverage services - Services de la restauration	5.42	5.60	5.81	6.22	6.49	6.77	6.96	7.18	7.46	7.57	7.91	8.03	8.08
921	Food services - Services de restauration	5.37	5.55	5.75	6.17	6.43	6.72	6.95	7.18	7.47	7.58	7.91	8.04	8.10
922	Taverns, bars & night clubs - Tavernes, bars et boîtes de nuit	5.89	6.08	6.33	6.71	7.03	7.26	7.06	7.17	7.29	7.41	7.79	7.87	7.90
961-999	Miscellaneous services - Services divers	8.09	8.48	8.48	9.08	9.54	9.84	10.20	10.42	10.69	10.96	11.42	11.07	11.72
961-969	Amusement & recreational services - Services de divertissements et de loisirs	7.96	8.47	8.37	9.54	10.18	10.20	10.74	10.82	11.02	11.24	11.60	11.09	11.61
960	Other amusement & recreational services n.e.c. - Autres serv. de divertis. et de loisirs n.c.a.	8.34	8.85	8.66	9.77	10.24	10.33	11.09	11.71	11.95	11.96	12.15	11.56	11.98
961	Motion picture, audio & video prod. & distr. - Prod. & distr. films et mat. audiovisuel	6.66	9.22	10.10	13.39	14.08	14.95	15.65	11.81	13.30	14.15	14.01	13.53	15.49
962	Motion picture exhibition - Projection de films cinématographiques	7.48	7.18	7.37	8.53	8.98	9.42	10.34	10.39	8.61	8.15	8.20	8.32	8.06
965	Sports & recreation clubs & services - Clubs sportifs et services de loisir	7.83	8.16	7.87	8.81	9.29	9.22	9.38	9.39	9.39	9.65	10.22	9.80	9.82
971-979	Personal services (exc'l private households) - Services personnels (excl. ménages)	6.18	6.48	6.79	7.31	7.74	8.12	8.65	8.59	8.90	9.12	9.83	9.58	9.95
971	Barber & beauty shops - Salons de coiffure et salons de beauté	5.46	5.75	6.02	6.86	6.93	7.09	7.61	7.70	7.96	8.39	9.08	8.96	8.83
972	Laundries & cleaners - Serv. de blanchissage et de nettoyage à sec	7.00	6.92	7.08	7.49	8.07	8.46	9.12	8.90	9.69	9.60	10.50	10.33	10.92
973	Funeral services - Pompes funèbres	7.85	8.96	8.64	9.59	10.37	11.59	11.63	11.88	10.78	11.62	11.98	11.75	13.57
979	Other personal & household services - Autres services personnels et domestiques	6.36	6.75	7.32	7.26	7.65	8.44	8.37	9.01	8.77	8.63	8.87	8.40	8.86
982-986	Membership organizations - Associations	7.92	8.54	9.05	10.00	10.86	10.78	10.37	12.07	11.49	11.96	12.68	12.44	13.54

Annual Estimates of Employment, Earnings and Hours, 1986-1998, Statistics Canada
Estimations annuelles de l'Emploi, des gains et de la durée du travail, 1986-1998, Statistique Canada

Table 5

Estimates of Average Hourly Earnings, for Employees paid by the Hour, by Industry, Canada, Provinces and Territories.

Tableau 5

Estimations de la rémunération horaire moyenne, pour les salariés rémunérés à l'heure, par industrie, Canada, provinces et territoires

SIC 1980 CTI	Industry Industrie	DOLLARS												
		1986	1987	1988	1989	1990	1991	1992	1993	1994	1995	1996	1997	1998
CANADA														
991-999	Other services - Autres services	\$9.15	\$9.42	\$9.21	\$9.27	\$9.45	\$10.09	\$10.36	\$10.35	\$10.87	\$11.20	\$11.41	\$10.98	\$11.89
990	Other services n.e.c. - Autres services n.c.a.	10.17	10.40	10.44	10.69	10.52	11.25	11.33	10.96	11.69	11.80	12.14	11.60	12.38
992	Automobile & truck rental & leasing services - Serv. de location d'automobiles et de camions	10.55	10.30	10.33	9.68	9.39	10.44	11.49	11.62	11.77	12.62	13.43	12.56	12.97
993	Photographers - Photographes	8.23	9.12	9.78	9.24	9.56	9.74	9.64	9.06	9.90	9.95	10.74	10.44	11.64
995	Services to buildings & dwellings - Serv. relatifs aux bâtiments et habitations	7.43	7.90	7.63	7.45	8.07	8.38	9.12	9.51	9.46	9.94	9.65	9.44	10.22
996	Travel services - Services de voyages	8.19	7.67	7.13	7.15	8.07	9.64	10.02	10.57	11.48	12.06	12.86	12.30	13.95
451-484	Service producing industries - Branches													
501-999	productrices de services	9.28	9.53	9.91	10.41	10.92	11.66	12.21	12.44	12.60	12.73	13.15	13.32	13.51
041-999	Industrial aggregate - Ensemble des													
	industries	10.74	11.08	11.50	12.13	12.64	13.29	13.75	13.96	14.16	14.34	14.71	14.87	15.12
NEWFOUNDLAND TERRE-NEUVE														
061-092	Mining (incl. milling), quarrying and oil wells													
	Mines (y compris broyage), carrières et													
	puits de pétrole	16.68	15.91	17.15	17.55	18.71	21.54	22.49	22.41	22.79	25.36	25.33	25.01	25.56
101-399	Manufacturing - Industries manufacturières	10.75	10.91	11.39	12.21	12.68	13.51	14.19	14.51	15.03	14.67	14.92	15.14	14.92
	Non-durable goods - Biens non durables	10.39	10.71	11.29	12.24	12.63	13.63	14.47	14.77	15.20	14.53	15.35	15.38	14.59
	Durable goods - Biens durables	13.13	12.17	11.96	12.12	12.89	12.90	13.15	13.33	14.60	15.09	13.17	14.27	15.99
101-109	Food - Aliments	8.14	8.76	9.25	10.05	10.55	11.28	11.05	11.07	11.28	11.05	11.45	11.87	11.83
102	Fish products - Transformation du poisson	7.96	8.60	9.09	9.89	10.38	11.19	10.83	10.72	10.75	10.87	11.31	11.81	11.72
401-449	Construction - Construction	10.17	10.29	11.11	11.33	11.38	12.80	13.17	16.10	19.54	19.78	18.35	14.32	16.15
401-402	Bldg, developing & general contracting - Constructeurs, promoteurs et entrep. généraux	10.18	9.65	10.02	10.49	10.41	11.33	12.41	14.01	17.43	11.29	16.37
402	Non-residential building & development - Promotion & constr. de bâtiments non résidentiels	13.48	12.78	13.27	13.89	13.71	12.96	18.19	20.54	24.74	13.23	19.60
411-412	Industrial & heavy (engineering) construction - Constr. lourde et industrielle (génie)	10.40	11.06	11.55	11.74	12.39	16.20	15.40	21.91	26.19	26.12	23.67
421-429	Trade contracting - Entrepreneurs spécialisés	10.01	10.48	11.97	11.97	12.02	12.51	13.02	13.12	13.04	14.19	13.86	14.42	16.52
041-449	Goods producing industries - Branches													
491-499	productrices de biens	11.45	11.46	12.11	12.64	13.15	14.45	15.02	16.09	18.00	18.17	17.71	16.82	16.66
451-499	Transportation, storage, comm. & other													
	utilities - Transp., entreposage, comm.													
	et autres services publics	12.04	11.78	11.56	11.91	12.56	13.20	13.55	13.80	13.34	13.70	14.99	17.29	17.03
451-479	Transportation & storage - Transport et entreposage	11.70	11.24	11.09	11.52	12.13	12.70	13.05	13.41	12.60	12.69	12.39	15.13	15.96
481-499	Communication & other utilities - Communications et autres services publics	12.78	13.21	13.49	13.55	14.46	15.15	15.68	15.42	15.60	16.56	16.56	17.81	19.13
491-499	Other Utilities - Autres services publics	13.73	14.30	14.89	14.88	16.10	17.01	17.48	16.95	16.56	19.12	18.91	19.97	20.82
501-692	Trade - Commerce	6.70	6.68	6.90	7.23	7.46	7.64	8.01	8.15	8.27	8.58	9.24	9.73	9.89
501-599	Wholesale Trade - Commerce de gros	8.46	8.18	8.86	9.37	9.46	9.63	9.54	10.06	10.21	10.45	11.61	11.58	10.69
601-692	Retail trade - Commerce de détail	6.36	6.35	6.43	6.82	7.13	7.27	7.74	7.79	7.94	8.21	8.71	9.10	9.71

Annual Estimates of Employment, Earnings and Hours, 1986-1998, Statistics Canada
Estimations annuelles de l'Emploi, des gains et de la durée du travail, 1986-1998, Statistique Canada

Table 5

Estimates of Average Hourly Earnings, for Employees paid by the Hour, by Industry, Canada, Provinces and Territories.

Tableau 5

Estimations de la rémunération horaire moyenne, pour les salariés rémunérés à l'heure, par industrie, Canada, provinces et territoires

SIC 1980 CTI	Industry Industrie	DOLLARS												
		1986	1987	1988	1989	1990	1991	1992	1993	1994	1995	1996	1997	1998
NEWFOUNDLAND TERRE-NEUVE														
601-603	Food, beverage and drug - Aliments, boissons et médicaments	\$6.24	\$5.99	\$6.11	\$6.42	\$6.75	\$6.67	\$7.24	\$7.15	\$7.77	\$8.19	\$7.88	\$8.14	\$10.13
601	Food stores - Magasins d'alimentation	5.63	5.79	5.78	5.89	6.36	6.54	6.95	7.03	7.31	7.83	7.61	7.88	9.76
611-615	Shoe, apparel, fabric & yarn - Chaussures, vêtements, tissus et filés	5.90	5.70	5.83	5.86	6.04	6.26	6.40	6.65	7.01	6.94	7.14	7.09	6.49
631-639	Auto vehicles, parts & access., sales & serv. Véhicules autos, pièces & access., vente & serv.	6.57	6.76	6.79	7.53	8.01	8.60	8.61	9.37	8.90	9.22	10.56	11.30	10.65
641-641	General merchandise stores - Magasins de marchandises diverses	6.52	6.51	6.60	6.98	7.15	7.38	7.85	7.63	7.41	7.56	7.88	7.89	7.97
651-692	Other retail n.e.c. - Autres commerces de détail n.c.a.	6.54	6.94	6.99	6.94	7.12	7.35	7.93	7.53	7.50	7.71	8.06	8.07	7.60
701-761	Finance, insurance & real estate - Finances, assur. & affaires immobilières	8.12	8.23	8.18	8.72	8.81	8.98	9.93	10.19	11.13	9.98	11.39	10.27	11.62
701-749	Finance & insurance - Intermédiaires financiers et assurances	7.83	8.28	8.41	7.97	8.08	8.94	9.82	10.48	10.96	9.95	11.48	10.47	11.78
701-709	Deposit accepting intermediaries - Intermédiaires financiers de dépôts	7.62	7.61	7.86	8.45	8.61	9.36	10.32	10.11	10.09	10.11	10.50	9.57	10.06
701-702	Banks - Banques	7.67	7.66	7.91	8.50	8.66	9.36	9.87	10.11	10.19	10.29	10.48	10.50	..
771-779	Comm., business & pers. services - Services 851-999 socio-culturels, comm. et pers.	8.57	8.43	8.58	9.11	9.35	10.16	9.99	10.37	10.16	10.32	10.75	10.48	12.44
771-779	Business services - Services aux entreprises	7.09	8.74	9.13	9.73	9.74	11.16	10.79	10.88	10.96	10.63	12.97	12.41	12.94
851-853	Educational services - Services d'enseignement	11.18	10.59	11.26	12.05	12.41	13.14	13.28	14.09	14.21	14.37	15.00	14.61	16.88
861-869	Health & social services - Services de soins de santé et services sociaux	10.39	10.49	10.98	11.69	12.16	13.18	12.67	13.30	12.39	12.96	12.86	12.84	15.36
861	Hospitals - Hôpitaux	10.41	10.72	11.37	12.43	13.13	14.53	13.72	14.56	13.96	14.58	14.15	14.26	17.22
911-922	Accommodation, food & beverage services - Hébergement et restauration	6.08	5.85	5.88	6.09	6.23	6.56	6.70	6.64	6.82	7.15	6.97	7.12	7.95
911-914	Accommodation services - Services d'hébergement	7.24	5.81	6.19	6.44	6.84	7.08	7.17	7.35	7.47	7.92	7.90	8.14	8.78
921-922	Food & beverage services - Services de la restauration	5.67	5.87	5.68	5.89	5.87	6.29	6.47	6.32	6.50	6.78	6.50	6.61	7.62
921	Food services - Services de restauration	5.69	5.89	5.70	5.92	5.90	6.32	6.44	6.31	6.50	6.80	6.54	6.63	7.62
961-999	Miscellaneous services - Services divers	8.49	7.34	7.33	7.47	7.39	7.86	7.90	7.69	8.45	7.86	8.38	8.51	9.11
451-484	Service producing industries - Branches 501-999 productrices de services	8.24	8.08	8.21	8.55	8.81	9.36	9.56	9.84	9.72	9.90	10.75	11.12	12.01
041-999	Industrial aggregate - Ensemble des industries	9.61	9.47	9.83	10.26	10.43	11.19	11.37	11.95	12.56	12.66	13.02	12.89	13.38
PRINCE EDWARD ISLAND ILE-DU-PRINCE-ÉDOUARD														
101-399	Manufacturing - Industries manufacturières	7.70	7.56	8.00	8.50	8.99	9.36	9.56	10.27	10.13	10.12	11.39	13.06	12.99
	Non-durable goods - Biens non durables	7.33	7.29	7.65	8.21	8.70	8.96	9.03	9.82	9.81	9.81	11.17	13.14	12.62
	Durable goods - Biens durables	9.21	8.58	9.35	9.68	10.14	10.93	11.36	11.69	11.63	11.45	11.90	12.90	13.59
401-449	Construction - Construction	8.60	9.49	9.93	10.04	10.98	11.29	11.47	11.88	12.15	16.39	18.93	13.43	14.39
041-449	Goods producing industries - Branches 491-499 productrices de biens	8.34	8.58	9.08	9.41	10.13	10.55	10.66	11.33	11.33	13.61	15.71	13.30	13.52

Annual Estimates of Employment, Earnings and Hours, 1986-1998, Statistics Canada
Estimations annuelles de l'emploi, des gains et de la durée du travail, 1986-1998, Statistique Canada

Table 5

Estimates of Average Hourly Earnings, for Employees paid by the Hour, by Industry, Canada, Provinces and Territories.

Tableau 5

Estimations de la rémunération horaire moyenne, pour les salariés rémunérés à l'heure, par industrie, Canada, provinces et territoires

SIC 1980 CTI	Industry Industrie	DOLLARS												
		1986	1987	1988	1989	1990	1991	1992	1993	1994	1995	1996	1997	1998
PRINCE EDWARD ISLAND ILE-DU-PRINCE-ÉDOUARD														
451-499	Transportation, storage, comm. & other utilities - Transp., entreposage, comm. et autres services publics	\$11.32	\$11.79	\$12.45	\$12.51	\$12.82	\$14.09	\$14.57	\$14.82	\$15.11	\$15.65	\$14.87	\$14.91	\$14.03
481-499	Communication & other utilities - Communications et autres services publics	12.98	13.41	13.91	15.07	15.63	17.27	17.49	17.69	18.15	18.68	18.57	18.47	18.00
501-692	Trade - Commerce	6.06	6.31	6.70	6.88	7.30	7.58	7.73	8.07	7.98	8.33	8.83	9.03	9.35
601-692	Retail trade - Commerce de détail	5.96	6.16	6.54	6.71	7.09	7.36	7.45	7.77	7.70	8.07	8.21	7.99	8.86
601	Food stores - Magasins d'alimentation	5.13	5.36	5.65	5.83	6.05	6.31	6.45	6.72	7.03	7.70	6.84	6.91	7.99
641-641	General merchandise stores - Magasins de marchandises diverses	6.33	6.52	6.70	6.87	7.04	7.11	7.37	7.69	7.57	7.48	7.44	7.43	8.77
771-779	Comm., business & pers. services - Services socio-culturels, comm. et pers.	5.63	5.97	6.36	7.02	7.41	7.85	7.96	8.16	8.31	9.28	9.76	9.51	10.37
851-853	Educational services - Services d'enseignement	8.98	10.08	11.19	11.23	11.23	11.77	12.40	13.25	13.47	12.39	13.83	13.88	14.57
851	Elementary & secondary education - Enseignement élémentaire et secondaire	8.29	8.56	9.47	10.16	9.90	10.37	11.08	12.32	12.67	..	13.27
861-869	Health & social services - Services de soins de santé et services sociaux	7.35	8.71	9.71	10.22	10.31	10.73	10.49	10.48	12.03	14.23	14.35	13.89	14.57
862	Other institutional health & social services - Autres établ. de soins de santé & serv. sociaux	6.05	7.64	8.55	8.81	9.63	10.00	9.47	9.40	10.83	10.82	11.79	10.84	12.80
451-484	Service producing industries - Branches productrices de services	6.68	6.88	7.27	7.68	8.06	8.50	8.72	9.00	8.97	9.50	9.90	9.97	10.54
041-999	Industrial aggregate - Ensemble des industries	7.24	7.46	7.90	8.30	8.79	9.16	9.36	9.70	9.67	10.85	12.03	11.11	11.51
NOVA SCOTIA NOUVELLE-ÉCOSSE														
061-092	Mining (incl. milling), quarrying and oil wells - Mines (y compris broyage), carrières et puits de pétrole	13.47	13.77	14.42	14.87	15.77	16.88	17.04	18.22	18.24	18.62	18.41	18.05	19.23
061-063	Mining - Mines	13.86	14.33	15.07	15.43	16.29	17.54	17.98	18.34	18.15	18.08	..	17.94	..
063	Coal mines - Mines de charbon	14.52	14.94	15.81	16.35	17.28	18.58	19.29	19.56	19.52	18.86
101-399	Manufacturing - Industries manufacturières	10.79	11.04	11.42	11.97	12.57	13.33	13.57	14.33	13.90	13.99	14.36	14.93	15.61
	Non-durable goods - Biens non durables	11.73	12.05	12.69	13.38	13.75	13.40	13.88	14.83	14.71	14.54	14.88	15.51	16.26
	Durable goods - Biens durables	8.70	8.84	9.02	9.35	10.14	13.20	12.98	13.37	12.60	13.19	13.50	13.95	14.63
101-109	Food - Aliments	6.53	6.85	7.25	7.58	8.62	10.89	10.90	11.66	11.56	11.47	12.54	13.23	13.49
102	Fish products - Transformation du poisson	6.09	6.54	7.06	7.37	8.36	10.46	10.32	10.88	10.63	10.31	12.07	13.79	13.99
271-279	Paper & allied products - Papier et produits connexes	11.93	12.53	12.68	13.08	14.06	18.91	21.27	21.13	20.85	22.25	21.62	22.33	23.68
321-329	Transportation equipment - Matériel de transport	9.17	9.38	9.78	10.59	11.24	15.25	14.82	15.09	15.63	15.68	15.25	15.19	17.14
401-449	Construction - Construction	11.46	11.76	11.74	12.73	13.37	13.58	13.87	13.71	13.18	13.54	13.35	14.62	16.06
401-402	Bldg, developing & general contracting - Constructeurs, promoteurs et entrep. généraux	10.17	10.49	11.15	12.21	12.28	12.49	12.51	12.82	12.15	12.28	12.34	13.22	13.68
401	Residential building & development - Promotion et construction de bâtiments résidentiels	9.88	10.19	10.83	11.87	11.93	12.10	11.99	11.70	11.32	11.52	11.56	12.37	12.40

Annual Estimates of Employment, Earnings and Hours, 1986-1998, Statistics Canada
Estimations annuelles de l'Emploi, des gains et de la durée du travail, 1986-1998, Statistique Canada

Table 5

Estimates of Average Hourly Earnings, for Employees paid by the Hour, by Industry, Canada, Provinces and Territories.

Tableau 5

Estimations de la rémunération horaire moyenne, pour les salariés rémunérés à l'heure, par industrie, Canada, provinces et territoires

SIC 1980 CTI	Industry Industrie	DOLLARS												
		1986	1987	1988	1989	1990	1991	1992	1993	1994	1995	1996	1997	1998
NOVA SCOTIA NOUVELLE-ÉCOSSE														
411-412	Industrial & heavy (engineering) construction - Constr. lourde et industrielle (génie)	\$11.14	\$11.66	\$12.39	\$12.55	\$13.40	\$14.04	\$14.72	\$13.98	\$14.05	\$14.05	\$14.69	\$15.26	\$19.50
421-429	Trade contracting - Entrepreneurs spécialisés	12.22	12.32	11.87	13.03	13.79	14.05	14.35	14.08	13.37	13.92	13.53	15.09	16.29
041-449	Goods producing industries - Branches													
491-499	productrices de biens	11.31	11.58	11.87	12.49	13.17	13.88	14.06	14.58	14.20	14.31	14.44	15.11	15.90
451-499	Transportation, storage, comm. & other utilities - Transp., entreposage, comm. et autres services publics	12.37	12.80	13.35	13.63	15.08	15.87	16.88	16.76	16.45	16.47	15.99	16.19	15.74
451-479	Transportation & storage - Transport et entreposage	11.33	11.53	11.88	11.48	13.12	13.66	14.37	14.20	13.66	12.79	13.27	14.74	15.15
451-459	Transportation - Transport	11.34	11.54	11.89	11.48	13.12	13.67	14.39	14.22	13.69	14.75	15.18
481-499	Communication & other utilities - Communications et autres services publics	13.77	14.44	15.15	16.19	17.09	18.03	19.22	19.35	19.18	20.05	19.00	18.04	16.69
481-484	Communication - Communications	13.79	14.43	15.14	16.20	16.85	17.82	19.18	19.40	19.39	20.77	19.38	17.49	15.89
491-499	Other Utilities - Autres services publics	13.69	14.47	15.18	16.15	17.91	18.70	19.35	19.19	18.63	18.33	18.26	19.22	19.01
491	Electric power systems - Énergie électrique	14.34	15.01	15.83	16.76	18.68	19.83	20.35	20.46	20.66
501-692	Trade - Commerce	7.16	7.23	7.37	7.55	8.00	8.41	8.43	8.52	8.72	8.79	9.39	9.60	9.92
501-599	Wholesale Trade - Commerce de gros	8.29	8.59	8.98	9.20	9.90	11.08	10.59	10.95	10.46	10.40	11.19	11.82	11.86
521-524	Food, beverage, drug & tobacco - Produits alimentaires, boissons, médicaments et tabac	6.67	7.27	7.38	7.68	8.80	9.45	10.02	10.10	10.39	10.38	11.69	11.24	11.69
521	Food - Produits alimentaires	6.55	7.24	7.28	7.51	8.59	9.34	9.94	10.12	10.38	10.33	11.55	11.21	11.72
601-692	Retail trade - Commerce de détail	6.96	6.93	7.03	7.25	7.66	7.97	8.02	8.08	8.34	8.40	8.88	8.82	9.40
601-603	Food, beverage and drug - Aliments, boissons et médicaments	7.47	7.16	7.14	7.15	7.48	7.98	7.62	7.74	7.98	8.04	8.42	8.32	9.52
601	Food stores - Magasins d'alimentation	5.02	5.12	5.07	5.14	5.60	6.86	6.70	6.99	6.86	6.85	7.27	7.61	8.70
611-615	Shoe, apparel, fabric & yarn - Chaussures, vêtements, tissus et filés	5.90	5.93	5.88	6.13	6.41	6.59	6.87	7.37	7.25	7.38	7.64	7.49	7.05
631-639	Auto vehicles, parts & access., sales & serv. Véhicules autos, pièces & access., vente & serv.	7.10	7.27	7.35	7.47	8.32	8.72	8.68	8.67	9.28	9.42	10.39	10.60	10.52
641-641	General merchandise stores - Magasins de marchandises diverses	6.52	6.63	6.66	6.85	7.33	7.94	8.18	8.14	7.94	8.09	8.28	8.56	8.82
651-692	Other retail n.e.c. - Autres commerces de détail n.c.a.	6.38	6.41	6.73	7.08	7.25	6.72	7.14	7.32	7.78	8.06	8.31	8.11	8.28
701-761	Finance, insurance & real estate - Finances, assur. & affaires immobilières	7.62	7.85	7.90	9.01	9.58	9.51	10.26	10.94	11.72	10.70	11.29	10.35	11.16
701-749	Finance & insurance - Intermédiaires financiers et assurances	6.80	6.75	7.26	7.21	9.00	10.00	10.88	11.45	12.10	11.68	11.69	10.98	12.07
701-709	Deposit accepting intermediaries - Intermédiaires financiers de dépôts	6.57	6.45	7.04	7.18	8.21	9.08	9.42	9.90	10.04	9.90	10.44	10.20	11.63
701-702	Banks - Banques	6.63	6.52	7.11	7.25	8.31	9.15	9.45	9.95	9.98	10.14	10.42	10.32	10.18
751-759	Real estate operators (exc'l developers) - Services immobiliers (sauf lotisseurs)	7.66	8.79	7.82	10.33	10.11	8.49	9.34	10.25	10.02	8.75	9.65	8.43	8.57
771-779	Comm., business & pers. services - Services 851-999 socio-culturels, comm. et pers.	7.97	8.09	8.42	8.70	9.29	9.80	10.51	10.50	10.22	10.12	10.35	10.38	12.11
771-779	Business services - Services aux entreprises	7.49	7.68	7.64	8.30	9.14	8.96	10.03	9.40	9.10	9.58	10.37	10.12	10.91
851-853	Educational services - Services d'enseignement	8.95	9.38	9.68	9.79	10.56	11.29	10.77	11.19	11.31	11.33	12.84	12.94	14.92
851	Elementary & secondary education - Enseignement élémentaire et secondaire	7.98	8.24	8.19	8.74	9.24	9.72	9.87	10.20	10.71	10.61	13.55	13.62	15.50

Table 5
Estimates of Average Hourly Earnings, for Employees paid by the Hour, by
Industry, Canada, Provinces and Territories.

Tableau 5
Estimations de la rémunération horaire moyenne, pour les salariés rémunérés à
l'heure, par industrie, Canada, provinces et territoires

SIC 1980 CTI	Industry Industrie	DOLLARS												
		1986	1987	1988	1989	1990	1991	1992	1993	1994	1995	1996	1997	1998
NOVA SCOTIA NOUVELLE-ÉCOSSE														
853	University education - Enseignement universitaire	\$10.38	\$10.80	\$11.28	\$10.88	\$11.82	\$12.66	\$11.56	\$12.12	\$11.82	\$11.93	\$12.04	\$11.88	\$14.10
861-869	Health & social services - Services de soins de santé et services sociaux	10.50	10.78	11.21	11.57	11.98	12.82	13.46	13.43	13.34	13.26	13.50	13.88	16.09
861	Hospitals - Hôpitaux	12.08	12.56	13.03	13.25	13.96	15.77	16.25	16.21	16.40	16.28	16.25	16.30	18.77
911-922	Accommodation, food & beverage services - Hébergement et restauration	5.42	5.46	5.69	5.97	6.32	6.40	6.69	6.66	6.83	6.96	7.01	7.14	7.72
911-914	Accommodation services - Services d'hébergement	5.45	5.75	6.20	6.52	6.77	7.17	7.68	7.59	7.75	7.85	7.65	7.65	7.87
911	Hotels, motels & tourist courts - Hôtels, motels et camps pour touristes	5.53	5.86	6.27	6.55	6.81	7.18	7.73	7.58	7.78	7.88	7.63	7.70	7.84
921-922	Food & beverage services - Services de la restauration	5.41	5.37	5.57	5.83	6.16	6.10	6.29	6.32	6.54	6.68	6.81	6.96	7.67
921	Food services - Services de restauration	5.16	5.13	5.31	5.56	5.88	5.98	6.28	6.32	6.51	6.63	6.74	6.88	7.61
961-999	Miscellaneous services - Services divers	6.49	6.96	7.17	7.60	7.53	7.39	8.12	8.47	8.91	8.30	7.95	7.72	9.00
451-484	Service producing industries - Branches productrices de services	8.50	8.63	8.88	9.05	9.63	10.13	10.65	10.66	10.52	10.38	10.73	10.89	11.75
041-999	Industrial aggregate - Ensemble des industries	9.58	9.82	10.09	10.38	10.96	11.46	11.84	11.95	11.71	11.63	11.90	12.23	13.05
NEW BRUNSWICK NOUVEAU-BRUNSWICK														
041-051	Logging and forestry - Exploitation forestière et serv. forestiers	14.94	14.40	12.87	13.53	13.58	12.70	12.85	13.07	12.67	11.86	12.49	13.23	14.69
061-092	Mining (incl. milling), quarrying and oil wells - Mines (y compris broyage), carrières et puits de pétrole	16.60	16.30	17.24	18.25	18.05	18.44	19.65	19.89	19.60	19.58	19.45	20.70	20.43
101-399	Manufacturing - Industries manufacturières	10.95	11.38	11.63	12.44	12.78	13.65	13.89	14.49	14.77	15.17	15.11	15.63	15.71
	Non-durable goods - Biens non durables	11.40	11.97	11.96	12.61	12.92	13.82	14.13	15.00	15.01	15.35	16.00	16.62	16.18
	Durable goods - Biens durables	10.14	10.47	11.15	12.20	12.57	13.39	13.50	13.79	12.41	14.91	13.80	14.04	15.13
101-109	Food - Aliments	8.33	8.89	8.92	9.18	9.62	10.13	10.17	10.87	10.72	10.92	12.09	12.54	12.50
251-259	Wood - Bois	9.10	9.44	9.69	10.17	10.55	11.10	11.33	11.46	12.35	13.01	13.04	13.58	14.74
251	Sawmill, planing mill & shingle mill products - Scieries, ateliers de rabotage et usines de bardeaux	9.22	9.47	9.99	10.01	10.40	10.80	11.68	11.89	12.83	13.05	13.19	13.95	15.26
271-279	Paper & allied products - Papier et produits connexes	16.32	17.33	17.79	18.59	19.16	20.20	21.63	22.70	22.96	23.64	22.86	23.84	23.62
271	Pulp & paper - Pâtes et papiers	16.82	17.85	18.46	19.08	19.76	20.95	22.32	23.48	23.78	24.66	23.85	25.41	25.06
401-449	Construction - Construction	11.29	11.72	12.07	13.54	12.95	13.62	14.14	14.23	12.94	13.45	13.75	13.91	15.96
401	Residential building & development - Promotion et construction de bâtiments résidentiels	9.78	9.71	9.56	9.95	10.79	11.08	11.69	12.15	11.54	11.17	11.43	12.36	12.50
421-429	Trade contracting - Entrepreneurs spécialisés	11.81	12.42	12.66	14.63	13.36	14.18	15.07	15.23	13.43	14.05	14.05	13.79	15.50
041-449	Goods producing industries - Branches productrices de biens	11.55	11.83	12.08	13.07	13.06	13.79	14.18	14.56	14.41	14.75	14.88	15.34	16.04
451-499	Transportation, storage, comm. & other utilities - Transp., entreposage, comm. et autres services publics	11.68	11.58	12.09	12.24	13.03	13.58	14.24	14.28	13.96	14.75	14.49	15.75	15.05

Table 5

Estimates of Average Hourly Earnings, for Employees paid by the Hour, by Industry, Canada, Provinces and Territories.

Tableau 5

Estimations de la rémunération horaire moyenne, pour les salariés rémunérés à l'heure, par industrie, Canada, provinces et territoires

SIC 1980 CTI	Industry Industrie	DOLLARS												
		1986	1987	1988	1989	1990	1991	1992	1993	1994	1995	1996	1997	1998
NEW BRUNSWICK NOUVEAU-BRUNSWICK														
451-479	Transportation & storage - Transport et entreposage	\$11.65	\$11.57	\$12.04	\$12.02	\$12.77	\$13.51	\$13.85	\$13.90	\$13.28	\$14.13	\$13.68	\$15.28	\$13.66
451-459	Transportation - Transport	11.67	11.59	12.08	12.03	12.81	13.53	13.92	14.02	13.38	14.28	13.79	15.32	13.69
481-499	Communication & other utilities - Communications et autres services publics	11.80	11.59	12.21	12.88	13.74	13.75	15.36	15.34	16.06	16.68	17.76	17.47	18.28
501-692 Trade - Commerce														
501-599	Wholesale Trade - Commerce de gros	8.99	8.71	9.12	9.50	9.69	10.49	10.96	10.13	10.67	10.83	11.34	11.83	11.87
601-692	Retail trade - Commerce de détail	6.30	6.36	6.48	6.78	7.25	7.85	8.12	8.25	7.97	8.21	8.65	8.59	9.22
601-603	Food, beverage and drug - Aliments, boissons et médicaments	6.47	6.36	6.45	6.48	7.04	7.76	7.92	7.97	7.52	7.83	8.07	7.84	8.87
601	Food stores - Magasins d'alimentation	5.68	5.52	5.76	5.76	6.17	6.95	7.25	7.36	7.02	7.13	7.35	7.25	8.07
611-615	Shoe, apparel, fabric & yarn - Chaussures, vêtements, tissus et filés	5.19	5.40	5.41	5.64	6.04	6.78	6.87	7.08	7.31	7.28	7.53	7.18	6.78
631-639	Auto vehicles, parts & access., sales & serv. Véhicules autos, pièces & access., vente & serv.	7.19	7.18	7.42	7.93	8.40	9.21	9.18	9.83	9.09	9.21	10.09	10.60	10.69
641-641	General merchandise stores - Magasins de marchandises diverses	6.13	6.50	6.63	6.99	7.32	7.43	7.86	7.64	7.67	7.85	7.92	7.82	8.10
651-692	Other retail n.e.c. - Autres commerces de détail n.c.a.	5.65	5.62	5.79	6.08	6.42	6.99	7.41	7.00	7.25	7.72	8.19	8.03	8.87
701-761 Finance, insurance & real estate - Finances, assur. & affaires immobilières														
701-749	Finance & insurance - Intermédiaires financiers et assurances	8.57	9.11	9.25	9.82	10.35	11.08	11.80	11.23	12.49	12.60	11.99	9.44	10.87
701-709	Deposit accepting intermediaries - Intermédiaires financiers de dépôts	7.11	7.39	7.53	8.23	8.58	9.40	9.66	9.63	10.35	10.03	10.56	9.20	10.46
751-759	Real estate operators (exc'l developers) - Services immobiliers (sauf lotisseurs)	6.55	7.01	7.48	7.82	9.56	9.11	9.17	9.66	9.98	7.50	9.06	6.73	8.73
771-779 Comm., business & pers. services - Services 851-999 socio-culturels, comm. et pers.														
771-779	Business services - Services aux entreprises	8.87	8.23	7.90	8.26	9.53	11.75	11.25	10.77	10.14	10.44	11.58	10.68	10.83
851-853	Educational services - Services d'enseignement	10.33	10.66	11.01	11.29	11.67	12.29	12.84	13.95	13.71	14.11	13.82	13.96	14.93
851	Elementary & secondary education - Enseignement élémentaire et secondaire	10.78	11.24	11.52	11.86	12.02	12.65	13.28	15.04	14.36	14.99	14.16	14.54	15.08
861-869	Health & social services - Services de soins de santé et services sociaux	10.55	11.01	10.91	11.45	11.84	12.59	13.05	13.31	13.68	13.70	14.61	14.62	15.07
861	Hospitals - Hôpitaux	11.25	11.68	11.89	12.44	12.79	13.40	13.67	14.13	14.45	14.94	16.29	16.56	16.60
911-922	Accommodation, food & beverage services - Hébergement et restauration	5.41	5.31	5.32	5.66	5.97	6.16	6.31	6.39	6.28	6.56	6.91	6.98	7.69
911-914	Accommodation services - Services d'hébergement	5.90	5.40	5.41	5.78	6.18	6.56	6.65	6.95	6.92	7.00	7.45	7.51	8.14
921-922	Food & beverage services - Services de la restauration	5.30	5.29	5.30	5.63	5.91	6.06	6.19	6.21	6.09	6.39	6.72	6.77	7.52
921	Food services - Services de restauration	5.33	5.32	5.33	5.67	5.94	6.07	6.20	6.21	6.10	6.41	6.74	6.82	7.56
961-999	Miscellaneous services - Services divers	7.92	6.94	7.32	7.91	8.14	8.13	8.67	8.85	8.48	8.35	8.40	8.10	9.13
451-484 Service producing industries - Branches 501-999 productrices de services														
451-484	Service producing industries - Branches 501-999 productrices de services	8.64	8.49	8.59	8.97	9.53	10.17	10.58	10.69	10.55	10.67	11.28	11.31	11.58
041-999 Industrial aggregate - Ensemble des industries														
041-999	Industrial aggregate - Ensemble des industries	9.70	9.74	9.95	10.58	10.87	11.47	11.88	12.05	11.86	12.05	12.43	12.67	13.05

Annual Estimates of Employment, Earnings and Hours, 1986-1998, Statistics Canada
Estimations annuelles de l'emploi, des gains et de la durée du travail, 1986-1998, Statistique Canada

Table 5

Estimates of Average Hourly Earnings, for Employees paid by the Hour, by Industry, Canada, Provinces and Territories.

Tableau 5

Estimations de la rémunération horaire moyenne, pour les salariés rémunérés à l'heure, par industrie, Canada, provinces et territoires

SIC	Industry	DOLLARS												
		1986	1987	1988	1989	1990	1991	1992	1993	1994	1995	1996	1997	1998
1980														
CTI	Industrie													
QUÉBEC														
041-051	Logging and forestry - Exploitation forestière et serv. forestiers	\$12.30	\$13.17	\$13.25	\$13.98	\$14.67	\$15.49	\$15.38	\$15.18	\$15.63	\$13.87	\$15.99	\$16.70	\$16.24
061-092	Mining (incl. milling), quarrying and oil wells Mines (y compris broyage), carrières et puits de pétrole	15.82	16.80	17.60	17.65	18.44	19.95	20.43	20.94	20.88	21.67	22.09	20.50	22.93
061-063	Mining - Mines	17.41	17.72	18.27	18.22	20.02	20.76	21.56	21.93	22.52	22.89	23.28	21.09	24.03
061	Metal mines - Mines de métaux	17.94	18.30	18.81	18.79	20.80	22.13	23.01	23.56	23.89	24.42	25.06	21.82	24.45
062	Non-metal mines (except coal) - Mines de minerais non métalliques (sauf le charbon)	15.87	16.08	16.54	16.55	17.62	17.25	18.24	18.53	19.36
091-092	Services incidental to mineral extraction - Industrie des services miniers	13.19	14.49	16.77	18.73	17.51	19.95	21.06	19.46	20.83	22.48	20.83	21.48	21.05
092	Services incidental to mining - Services relatifs à l'extraction minière	13.33	14.59	16.85	18.80	17.56	20.08	21.83	19.72	20.85
101-399	Manufacturing - Industries manufacturières	11.10	11.43	11.83	12.57	13.24	13.59	14.12	14.35	14.51	14.57	15.09	15.11	15.66
	Non-durable goods - Biens non durables	11.20	11.44	11.86	12.51	13.00	13.64	14.05	13.93	14.17	14.17	14.75	14.65	15.27
	Durable goods - Biens durables	10.99	11.42	11.81	12.64	13.51	13.54	14.20	14.80	14.85	14.95	15.40	15.58	16.02
101-109	Food - Aliments	10.87	11.10	11.46	11.94	12.35	12.56	12.49	12.97	12.80	13.15	13.58	13.79	15.09
243-249	Clothing - Habillement	7.52	7.57	7.55	8.15	8.60	9.00	9.20	9.08	9.17	9.17	10.26	10.44	10.33
243	Men's & boys' clothing - Vêtements pour hommes et garçons	6.52	6.90	7.27	7.58	8.82	9.16	8.85	8.74	8.99	9.20	10.17	10.50	10.01
244	Women's clothing - Vêtements pour dames	8.57	8.62	8.17	9.38	9.45	9.67	10.15	10.72	9.73	9.48	10.55	10.66	10.42
245-249	Clothing n.e.c. - Habillement n.c.a.	7.67	7.29	7.31	7.84	8.07	8.50	8.95	8.10	8.94	8.88	10.06	10.18	10.53
251-259	Wood - Bois	9.87	9.98	10.20	11.07	11.81	12.14	12.52	12.75	12.39	13.19	13.71	13.69	14.22
251	Sawmill, planing mill & shingle mill products - Scieries, ateliers de rabotage et usines de bardeaux	11.95	12.44	12.22	13.76	14.11	13.31	12.76	12.98	13.27	14.27	14.62	14.72	15.17
254	Sash, doors & other millwork - Portes, châssis et autres bois travaillés	8.15	8.58	8.77	9.71	10.26	11.67	11.87	12.89	11.51	11.66	12.37	12.40	12.80
261-269	Furniture & fixtures - Meubles et articles d'ameublement	8.19	8.72	8.67	9.02	9.53	9.73	10.34	10.96	11.21	10.91	11.44	11.60	12.23
261	Household furniture - Meubles de maison	7.90	8.31	8.23	8.48	8.98	9.11	9.80	10.63	10.80	10.56	11.26	11.36	11.68
271-279	Paper & allied products - Papier et produits connexes	15.26	15.71	16.29	17.00	17.51	18.68	19.35	19.99	20.46	21.22	21.90	22.26	23.43
271	Pulp & paper - Pâtes et papiers	16.25	16.65	17.31	18.12	18.70	20.17	21.39	22.22	22.41	22.97	23.73	24.58	24.55
281-284	Printing, publishing & allied ind.- Imprimerie, édition et industries connexes	11.45	11.28	12.39	12.85	13.99	15.29	15.66	15.29	14.66	13.91	14.46	14.11	15.35
281	Commercial printing - Impression commerciale	10.34	10.46	11.62	11.98	13.30	14.73	15.05	15.04	14.57	14.22	14.68	14.08	14.87
291-299	Primary metals - Première transformation des métaux	14.74	14.91	15.33	16.61	17.59	18.14	19.19	19.90	19.87	20.14	20.98	21.49	21.59
295	Non-ferrous metal smelting & refining - Fonte et affinage des métaux non-ferreux	16.26	16.12	16.88	18.48	19.73	19.35	21.41	21.79	22.24	21.95	22.51	22.56	23.63
301-309	Fabricated metal products - Fabrication des produits métalliques	10.67	11.16	11.78	12.52	13.45	13.20	14.29	13.98	14.31	14.29	14.57	14.65	15.15
308	Machine shops - Ateliers d'usinage	10.91	10.68	11.42	13.34	14.69	12.69	13.73	13.06	12.89	13.73	13.78	13.51	14.04
321-329	Transportation equipment - Matériel de transport	13.00	13.18	13.62	14.36	15.20	15.71	16.11	17.02	17.31	17.58	17.77	18.20	19.22
321	Aircraft & aircraft parts - Aéronefs et pièces d'aéronefs	13.79	14.00	14.75	15.50	16.06	17.44	17.78	18.74	19.14	20.23	19.72	20.33	20.96
323	Motor vehicles - Véhicules automobiles	14.74	15.39	16.07	16.78	17.37	17.52	18.87	21.31	22.64	21.69	21.51	22.09	21.59
331-339	Electrical & electronic products - Produits électriques et électroniques	11.11	11.56	12.00	12.82	13.84	14.06	15.40	15.82	15.17	15.14	15.33	15.82	15.83
335	Communication & other electronic equip. - Equip. de comm. et autre matériel électronique	12.29	12.89	13.18	13.92	14.97	15.09	16.23	17.79	16.90	15.15	15.92	16.62	16.38
391-399	Other manufacturing industries Autres industries manufacturières	8.81	9.02	9.51	10.47	11.16	10.59	10.60	11.12	11.52	11.51	12.44	12.64	12.36

Annual Estimates of Employment, Earnings and Hours, 1986-1998, Statistics Canada
Estimations annuelles de l'emploi, des gains et de la durée du travail, 1986-1998, Statistique Canada

Table 5

Estimates of Average Hourly Earnings, for Employees paid by the Hour, by Industry, Canada, Provinces and Territories.

Tableau 5

Estimations de la rémunération horaire moyenne, pour les salariés rémunérés à l'heure, par industrie, Canada, provinces et territoires

SIC 1980 CTI	Industry Industrie	DOLLARS												
		1986	1987	1988	1989	1990	1991	1992	1993	1994	1995	1996	1997	1998
QUÉBEC														
401-449	Construction - Construction	\$15.51	\$16.16	\$16.27	\$17.37	\$18.57	\$19.45	\$20.06	\$19.89	\$19.17	\$19.97	\$19.62	\$19.09	\$17.72
401-402	Bldg, developing & general contracting - Constructeurs, promoteurs et entrep. généraux	15.70	16.33	16.21	17.57	18.61	20.23	20.24	20.59	18.01	17.89	18.44	18.48	16.79
401	Residential building & development - Promotion et construction de bâtiments résidentiels	14.53	15.11	15.00	16.26	17.24	18.59	19.02	19.02	16.26	17.13	17.42	17.39	15.87
402	Non-residential building & development - Promotion & constr. de bâtiments non résidentiels	17.31	18.00	17.86	19.37	20.45	22.40	22.64	23.30	20.82	19.12	20.52	20.98	18.76
411-412	Industrial & heavy (engineering) construction - Constr. lourde et industrielle (génie)	15.16	16.16	16.79	18.54	18.66	20.44	19.58	20.16	20.76	21.65	21.72	22.45	22.29
412	Highway & heavy constr. - Constr. de routes et constr. lourde	15.22	16.42	17.13	18.99	19.15	19.07	19.26	19.92	20.53	20.23	20.70	22.27	21.59
421-429	Trade contracting - Entrepreneurs spécialisés	15.66	16.28	16.38	17.32	18.74	19.13	20.28	19.66	19.27	20.36	19.66	18.73	17.14
041-449	Goods producing industries - Branches 491-499 productrices de biens	12.26	12.66	13.05	13.91	14.68	15.06	15.44	15.65	15.74	15.83	16.12	16.02	16.37
451-499	Transportation, storage, comm. & other utilities - Transp., entreposage, comm. et autres services publics	14.54	14.59	14.85	15.62	16.08	16.75	17.73	18.13	18.14	18.34	19.44	19.47	19.11
451-479	Transportation & storage - Transport et entreposage	14.06	13.64	13.82	14.56	14.90	15.35	16.65	16.81	17.02	17.17	18.26	18.60	17.69
451-459	Transportation - Transport	14.06	13.63	13.82	14.56	14.92	15.38	16.71	16.91	17.06	17.19	18.28	18.60	17.73
456	Truck transport - Camionnage	14.01	14.08	14.13	14.81	14.27	13.89	15.36	15.12	14.51	14.58	16.75	18.07	16.32
457	Public passenger transit systems - Transport en commun	13.48	13.02	12.38	13.41	14.18	16.03	17.94	17.65	17.87	18.34	18.63	19.34	20.28
481-499	Communication & other utilities - Communications et autres services publics	15.63	16.49	17.16	17.75	18.40	19.76	20.22	21.19	20.51	20.84	21.44	21.33	21.78
481-484	Communication - Communications	14.08	14.79	15.98	17.56	17.28	17.59	17.76	18.11	17.21	17.83	19.94	19.50	18.84
482	Telecommunication carriers - Transmission des télécommunications	15.62	16.52	17.29	18.19	18.89	19.69	20.01	20.77	19.85	20.17	23.77	23.30	21.36
484	Postal & courier service - Services postaux et services de messagers	10.46	10.80	11.76	15.81	14.63	13.28	13.39	14.38	13.86	14.09	15.07	16.32	14.40
491-499	Other Utilities - Autres services publics	16.51	17.32	17.72	17.83	19.02	20.92	21.49	22.84	22.63	22.73	23.03	23.37	26.16
491	Electric power systems - Énergie électrique	17.99	19.16	19.92	20.06	20.82	22.85	23.66	24.86	24.71	25.13	25.46	25.94	29.08
501-692	Trade - Commerce	7.96	8.18	8.55	8.77	9.43	9.78	10.16	10.24	10.44	10.51	10.68	11.02	11.05
501-599	Wholesale Trade - Commerce de gros	9.53	9.72	10.04	10.21	11.45	11.35	12.42	12.06	12.06	11.91	12.03	13.42	13.09
521-524	Food, beverage, drug & tobacco - Produits alimentaires, boissons, médicaments et tabac	9.42	10.49	10.45	10.57	11.21	11.90	14.08	12.83	13.24	11.78	12.23	13.94	12.86
521	Food - Produits alimentaires	9.80	10.82	10.79	10.94	11.35	11.78	14.35	12.73	13.46	11.98	12.44	13.78	12.74
561-563	Metals, hardware, plumbing, heating & building materials - Métaux, quincaillerie, matér. de plomberie, de chauffage et de construction	9.60	9.82	10.71	10.08	10.99	10.91	11.77	11.16	11.28	11.51	11.80	12.52	12.69
563	Lumber & building materials - Bois et matériaux de construction	10.29	9.36	10.18	9.31	10.23	10.62	11.88	10.88	10.88	11.09	11.06	11.81	11.95
571-579	Machinery, equipment & supplies - Machines, matériel et fournitures	11.68	11.30	10.97	11.37	13.18	12.26	13.73	13.07	12.45	13.11	12.74	14.32	14.07
573	Industrial machinery, equipment & supplies - Machines, matériel et fournitures industriels	13.95	13.59	13.23	13.58	16.27	14.31	15.08	14.06	13.20	13.54	13.23	15.35	15.08
574	Electrical & electronic mach. equip. & supplies - Machines, matér., fournit. électric. & électro.	12.52	11.93	11.81	12.60	13.08	13.37	12.82	14.08	12.08	13.08	12.39	14.25	13.61
591-599	Other wholesale products - Autres produits divers, commerce de gros	8.58	8.54	8.54	8.98	9.77	10.27	11.36	11.31	11.35	10.98	11.16	12.03	11.65
601-692	Retail trade - Commerce de détail	7.58	7.81	8.16	8.37	8.82	9.29	9.56	9.65	9.83	9.96	10.12	10.17	10.26

Annual Estimates of Employment, Earnings and Hours, 1986-1998, Statistics Canada
Estimations annuelles de l'Emploi, des gains et de la durée du travail, 1986-1998, Statistique Canada

Table 5

Estimates of Average Hourly Earnings, for Employees paid by the Hour, by Industry, Canada, Provinces and Territories.

Tableau 5

Estimations de la rémunération horaire moyenne, pour les salariés rémunérés à l'heure, par industrie, Canada, provinces et territoires

SIC 1980 CTI	Industry Industrie	DOLLARS												
		1986	1987	1988	1989	1990	1991	1992	1993	1994	1995	1996	1997	1998
QUÉBEC														
601-603	Food, beverage and drug - Aliments, boissons et médicaments	\$8.07	\$8.29	\$8.35	\$8.25	\$8.71	\$8.81	\$9.25	\$9.30	\$9.72	\$9.80	\$9.44	\$9.13	\$9.89
601	Food stores - Magasins d'alimentation	7.86	8.04	8.08	7.80	8.31	8.21	8.42	8.55	9.19	9.23	9.03	8.77	9.46
603	Prescription drugs & patent medicine stores - Mag. de médicaments sur ordonnance & brevetés	7.11	7.42	7.20	7.65	8.70	9.10	9.85	9.90	9.84	10.16	9.07	8.60	10.30
611-615	Shoe, apparel, fabric & yarn - Chaussures, vêtements, tissus et filés	6.00	6.32	6.91	6.87	7.20	7.82	7.83	8.02	8.19	8.18	8.35	8.80	8.95
611	Shoe stores - Magasins de chaussures	6.93	6.90	7.19	7.47	7.77	7.81	7.89	7.97	8.23	8.58	8.41	9.11	9.54
613	Women's clothing stores - Magasins de vêtements pour dames	5.68	6.22	6.67	7.01	7.41	7.77	8.01	8.05	8.20	7.98	8.32	8.80	8.81
614	Clothing stores n.e.c. - Magasins de vêtements n.c.a.	5.30	5.59	5.85	6.12	6.56	7.72	7.51	7.96	7.94	7.99	8.30	8.52	8.75
621-623	Household furniture, appliances & furnishings - Meubles, appareils et accessoires de maison	7.36	7.40	8.53	8.64	9.09	8.74	8.62	8.67	9.56	9.75	9.92	10.57	10.42
621	Household furniture stores - Magasins de meubles de maison	8.12	8.14	8.91	8.99	9.61	9.32	8.97	9.74	10.04	10.06	10.52	11.40	11.13
622	Appliance, TV, radio & stereo stores - Magasins ménagers, tv, radio & appar. stéréo	7.11	7.13	8.76	8.96	9.21	8.42	8.05	9.02	9.41	9.54	9.60	10.23	10.29
623	Household furnishings stores - Magasins d'accessoires d'ameublement	6.94	6.97	7.87	7.91	8.30	8.45	8.71	7.61	9.15	9.60	9.35	9.87	9.42
631-639	Auto vehicles, parts & access., sales & serv. Véhicules autos, pièces & access., vente & serv.	7.87	8.14	8.70	9.55	9.98	10.79	10.88	11.40	11.41	12.00	12.61	12.75	12.19
631	Automobile dealers - Concessionnaires d'automobiles	9.51	9.82	10.62	11.02	11.62	13.52	14.28	14.55	13.97	14.41	14.65	14.75	13.91
633	Gasoline service stations - Stations-service	6.19	6.55	6.76	7.20	7.68	8.26	8.48	8.45	8.16	8.80	9.13	9.85	9.79
635	Motor vehicle repair shops - Ateliers de réparation d'automobiles	7.82	8.09	8.81	10.44	10.82	12.37	11.38	11.71	11.27	11.49	12.17	12.06	12.06
641-641	General merchandise stores - Magasins de marchandises diverses	8.05	8.38	8.60	8.96	9.76	9.91	9.93	9.81	9.74	9.65	9.82	9.82	9.69
651-692	Other retail n.e.c. - Autres commerces de détail n.c.a.	6.45	6.63	7.16	6.75	7.21	8.40	8.73	8.45	8.60	8.40	9.22	9.48	9.33
701-761	Finance, insurance & real estate - Finances, assur. & affaires immobilières	8.89	8.83	9.69	10.28	10.00	11.43	11.90	12.57	12.72	13.08	13.05	17.78	14.44
701-749	Finance & insurance - Intermédiaires financiers et assurances	8.63	8.66	9.66	9.95	9.78	12.11	12.03	12.94	13.19	13.89	13.65	18.37	14.61
701-709	Deposit accepting intermediaries - Intermédiaires financiers de dépôts	9.01	9.14	9.10	10.16	10.14	11.35	11.51	11.51	13.10	12.48	12.17	15.71	13.20
701-702	Banks - Banques	9.02	9.15	9.11	10.17	10.21	11.06	10.96	11.50	11.50	11.60	12.20	11.26	10.62
705	Credit unions - Caisses d'épargne et de crédit	8.94	9.06	9.03	10.07	10.05	11.35	11.62	11.45	13.53	12.62	11.95	16.95	15.56
731-733	Insurance - Assurances	13.56	12.54	12.53	13.76	15.05	15.59	16.15	15.35	16.00	16.67	16.46	22.21	19.58
751-759	Real estate operators (exc'l developers) - Services immobiliers (sauf lotisseurs)	8.88	9.25	9.75	11.32	10.81	10.42	11.91	12.14	11.79	11.15	10.87	15.67	14.88
761-761	Insurance & real estate agent - Agences d'assur. et agences immobilières	11.31	8.90	9.69	9.65	9.73	9.69	10.76	11.41	12.23	12.41	13.04	17.45	12.74
771-779	Comm., business & pers. services - Services	9.01	9.56	10.11	10.55	11.33	12.37	13.00	13.25	13.54	13.45	13.91	13.79	13.42
851-999	socio-culturels, comm. et pers.													
771-779	Business services - Services aux entreprises	8.15	9.39	10.21	11.64	12.64	12.91	13.61	13.72	14.62	12.69	14.10	14.54	13.75
775	Arch., eng. & other scientific & tech. serv. - Arch., ingénieurs et autres serv. scient. et tech.	10.05	11.84	12.40	12.74	15.31	15.39	18.25	19.80	20.56	17.85	18.74	18.31	17.55
779	Other business services - Autres services aux entreprises	6.30	7.00	7.28	8.39	9.52	10.18	11.01	11.02	11.86	11.38	11.82	12.42	12.33
851-853	Educational services - Services d'enseignement	12.52	13.10	13.90	13.94	14.38	15.12	15.34	15.68	15.21	15.67	15.30	14.13	16.09
851	Elementary & secondary education - Enseignement élémentaire et secondaire	13.36	13.97	14.70	14.79	15.35	16.24	16.29	16.44	16.09	16.56	15.69	14.14	16.31

Annual Estimates of Employment, Earnings and Hours, 1986-1998, Statistics Canada
Estimations annuelles de l'emploi, des gains et de la durée du travail, 1986-1998, Statistique Canada

Table 5

Estimates of Average Hourly Earnings, for Employees paid by the Hour, by Industry, Canada, Provinces and Territories.

Tableau 5

Estimations de la rémunération horaire moyenne, pour les salariés rémunérés à l'heure, par industrie, Canada, provinces et territoires

SIC 1980 CTI	Industry Industrie	DOLLARS												
		1986	1987	1988	1989	1990	1991	1992	1993	1994	1995	1996	1997	1998
QUÉBEC														
852	Post-second. non-university education - Enseignement postsecondaire non univers.	\$12.68	\$13.07	\$13.75	\$13.76	\$14.40	\$15.37	\$15.86	\$16.07	\$15.80	\$15.78	\$16.08	\$15.62	\$16.90
853	University education - Enseignement universitaire	11.01	11.67	12.60	12.57	12.75	13.14	13.49	14.15	13.45	14.06	13.90	13.24	15.07
861-869	Health & social services - Services de soins de santé et services sociaux	11.81	12.46	13.32	13.73	14.71	16.42	16.83	17.15	17.41	17.41	17.93	17.23	16.51
861	Hospitals - Hôpitaux	11.96	12.66	13.66	13.89	15.42	17.26	18.11	18.58	18.82	18.90	19.00	18.62	17.78
862	Other institutional health & social services - Autres établ. de soins de santé & serv. sociaux	11.71	11.68	12.36	12.77	13.46	15.29	15.88	16.10	15.69	16.11	16.75	15.77	15.67
911-922	Accommodation, food & beverage services - Hébergement et restauration	5.59	5.79	6.00	6.31	6.61	6.89	7.46	7.46	7.76	8.17	8.25	8.44	8.47
911-914	Accommodation services - Services d'hébergement	6.85	7.14	7.36	7.86	8.47	8.50	9.55	9.28	9.62	9.54	9.87	10.04	9.19
911	Hotels, motels & tourist courts - Hôtels, motels et camps pour touristes	6.79	7.02	7.33	7.80	8.40	8.95	9.14	9.49	9.70	9.70	10.03	10.13	9.28
921-922	Food & beverage services - Services de la restauration	5.23	5.40	5.60	5.92	6.18	6.46	6.78	6.97	7.28	7.82	7.88	8.09	8.28
921	Food services - Services de restauration	5.28	5.45	5.65	5.97	6.23	6.53	6.80	7.01	7.34	7.88	7.92	8.14	8.31
961-999	Miscellaneous services - Services divers	7.87	8.40	8.64	9.11	9.29	9.77	10.32	10.41	10.51	11.16	11.27	11.81	12.15
961-969	Amusement & recreational services - Services de divertissements et de loisirs	7.85	7.91	8.04	9.52	9.33	9.25	10.29	10.15	10.61	10.97	11.52	12.28	12.82
960	Other amusement & recreational services n.e.c. - Autres serv. de divertis. et de loisirs n.c.a.	8.44	8.49	8.42	10.00	9.70	9.59	10.44	11.15	11.68	11.46	11.91	12.63	13.69
991-999	Other services - Autres services	9.17	10.00	10.04	9.41	9.19	10.27	10.91	11.15	11.21	11.79	11.43	11.60	12.01
990	Other services n.e.c. - Autres services n.c.a.	9.57	10.85	10.95	10.03	9.47	10.56	10.83	10.37	11.34	11.87	11.57	11.76	11.80
995	Services to buildings & dwellings - Serv. relatifs aux bâtiments et habitations	8.52	8.85	8.80	8.66	8.88	10.02	11.24	12.15	10.90	11.30	10.73	11.08	11.25
451-484	Service producing industries - Branches 501-999 productrices de services	9.12	9.41	9.95	10.20	10.83	11.71	12.47	12.63	12.83	12.85	13.25	13.62	13.19
041-999	Industrial aggregate - Ensemble des industries	10.45	10.80	11.27	11.78	12.34	12.98	13.57	13.75	13.89	13.96	14.28	14.49	14.39
ONTARIO														
041-051	Logging and forestry - Exploitation forestière et serv. forestiers	15.29	14.95	15.85	16.77	17.30	18.43	18.63	19.05	19.08	18.95	20.16	20.44	21.50
041	Logging - Exploitation forestière	15.34	14.97	15.92	16.80	17.39	18.45	19.60	20.31	20.82	19.63	21.04	20.70	21.88
061-092	Mining (incl. milling), quarrying and oil wells Mines (y compris broyage), carrières et puits de pétrole	15.98	16.31	17.07	19.01	19.51	21.62	22.39	22.78	22.81	23.49	25.06	24.63	25.51
061-063	Mining - Mines	16.22	16.37	17.57	19.22	20.09	22.85	23.60	24.21	24.97	25.60	27.24	26.81	27.36
061	Metal mines - Mines de métaux	16.26	16.43	17.67	19.32	20.23	23.10	23.92	24.76	25.40	26.16	27.77	27.21	27.71
081-082	Quarries and sand pits - Carrières et sablières	11.36	11.31	12.08	12.29	13.24	14.65	15.46	15.11	15.24	16.48	17.70	18.43	20.33
091-092	Services incidental to mineral extraction - Industrie des services miniers	16.42	17.29	16.91	20.71	21.37	23.09	22.90	24.28	21.48	23.42	24.67	23.30	23.77
091	Services incid. to crude petroleum & nat. gas - Services relat. au pétrole brut et au gas nat.	19.34	21.40	20.09	22.60	22.27	27.42	24.45	26.67	24.71	25.47	20.18	17.76	17.35
092	Services incidental to mining - Services relatifs à l'extraction minière	15.80	16.42	16.01	20.11	21.03	21.38	22.20	22.83	20.71	22.93	25.16	23.72	24.66
101-399	Manufacturing - Industries manufacturières	12.15	12.68	13.28	13.95	14.67	15.50	16.15	16.49	16.73	17.08	17.62	17.56	18.27

Annual Estimates of Employment, Earnings and Hours, 1986-1998, Statistics Canada
Estimations annuelles de l'Emploi, des gains et de la durée du travail, 1986-1998, Statistique Canada

Table 5

Estimates of Average Hourly Earnings, for Employees paid by the Hour, by Industry, Canada, Provinces and Territories.

Tableau 5

Estimations de la rémunération horaire moyenne, pour les salariés rémunérés à l'heure, par industrie, Canada, provinces et territoires

SIC	Industry	DOLLARS												
		1986	1987	1988	1989	1990	1991	1992	1993	1994	1995	1996	1997	1998
1980														
CTI	Industrie													
ONTARIO														
	Non-durable goods - Biens non durables	\$11.38	\$11.76	\$12.25	\$12.97	\$13.52	\$14.39	\$15.02	\$15.27	\$15.18	\$15.30	\$16.10	\$16.23	\$16.28
	Durable goods - Biens durables	12.58	13.19	13.82	14.46	15.31	16.14	16.77	17.16	17.56	17.98	18.39	18.18	19.30
101-109	Food - Aliments	11.25	11.53	12.05	12.75	13.23	13.56	13.96	14.53	14.50	14.24	15.44	15.17	15.31
101	Meat and poultry products - Viande & volaille	11.49	11.62	12.13	12.82	13.57	13.02	13.04	14.55	12.99	13.46	15.08	14.61	14.23
107	Bakery products - Produits de boulangerie-pâtisserie	10.54	11.29	11.88	12.55	13.05	13.18	13.49	13.82	14.05	13.96	14.73	14.23	14.81
161-169	Plastic products - Produits en matière plastique	10.50	10.77	11.49	11.79	12.16	12.82	13.12	12.84	13.35	12.99	14.65	14.38	14.19
243-249	Clothing - Habillement	7.80	7.73	8.16	8.82	9.03	9.02	9.30	9.33	9.78	10.05	11.35	11.29	10.99
251-259	Wood - Bois	9.93	10.36	10.85	11.19	11.97	12.52	13.00	13.52	13.53	13.86	14.66	14.14	15.37
261-269	Furniture & fixtures - Meubles et articles d'ameublement	9.51	10.00	10.57	11.15	12.06	12.20	12.57	12.73	12.90	13.04	14.06	13.63	14.64
271-279	Paper & allied products - Papier et produits connexes	14.68	14.92	15.62	16.23	16.74	18.14	18.54	18.60	18.87	19.45	19.47	19.89	21.19
271	Pulp & paper - Pâtes et papiers	16.33	16.85	17.48	18.32	18.89	20.49	21.42	21.46	21.41	21.96	21.79	22.55	23.34
273	Paper boxes & bags - Boîtes en carton et sacs en papier	13.34	13.24	13.86	14.54	14.90	15.60	15.11	16.27	16.55	17.37	18.01
281-284	Printing, publishing & allied ind.- Imprimerie, édition et industries connexes	12.05	12.86	13.00	13.73	14.00	14.65	16.44	16.46	15.18	15.86	15.93	15.91	15.98
281	Commercial printing - Impression commerciale	12.43	13.38	13.57	13.98	14.28	14.83	17.30	16.50	15.70	16.81	16.69	16.86	16.39
282	Platemaking, typesetting & bindery - Clichage, composition et reliure	9.67	10.96	12.06	12.96	13.68	15.11	16.15	18.40	14.86	14.47	14.97	15.56	15.03
284	Combined publishing & printing - Impression et édition combinées	13.75	13.92	12.73	13.33	14.22	15.36	16.09	15.71	15.73	15.36	14.96	14.00	14.65
291-299	Primary metals - Première transformation des métaux	14.73	15.63	16.34	17.25	17.91	18.70	19.73	20.44	20.33	20.50	21.14	20.91	21.36
291	Primary steel - Sidérurgie	16.09	17.13	17.45	18.06	18.77	19.75	20.59	21.35	21.58	21.64	21.86	21.49	22.12
301-309	Fabricated metal products - Fabrication des produits métalliques	11.66	12.48	12.98	13.73	14.35	14.98	15.21	14.96	15.16	16.32	16.79	16.76	17.85
304	Stamped, pressed & coated metal products Embout., matricage et revêtement des métaux	10.57	11.22	11.83	12.41	13.48	14.09	14.86	13.94	14.68	15.25	16.32	15.79	16.56
311-319	Machinery (ex. elect. mach.) - Machinerie (sauf électrique)	12.03	12.69	13.11	13.77	15.06	15.89	16.90	16.17	16.94	17.49	18.55	18.49	19.60
319	Other machinery & equipment - Autres machineries et équipements	11.96	12.63	13.09	13.75	15.13	16.12	17.22	16.52	17.29	17.65	18.83	18.74	19.85
321-329	Transportation equipment - Matériel de transport	14.06	14.51	15.36	16.00	16.87	18.02	18.69	19.35	20.39	20.78	20.74	20.97	22.32
323	Motor vehicles - Véhicules automobiles	16.19	17.02	18.28	18.81	19.64	20.51	21.58	22.93	24.53	25.54	25.62	26.41	26.35
325	Motor vehicle parts & accessories - Pièces et accessoires pour véhicules automobiles	13.07	13.51	14.20	14.80	15.39	16.22	16.72	17.30	18.12	18.21	18.21	18.41	20.27
331-339	Electrical & electronic products - Produits électriques et électroniques	11.56	11.96	12.27	12.79	14.02	14.45	15.33	15.60	15.82	15.73	16.04	16.46	17.54
330	Electrical & electronic products n.e.c. - Produits électriques et électroniques n.c.a.	11.20	11.53	12.08	12.69	13.26	13.47	13.62	14.23	14.90	15.62	14.24	13.73	14.85
335	Communication & other electronic equip. - Equip. de comm. et autre matériel électronique	12.02	12.39	12.37	12.51	14.73	15.17	16.15	16.94	16.34	15.56	17.44	18.04	18.40
337	Electrical industrial equipment - Matériel électrique d'usage industriel	11.31	11.55	11.67	12.24	13.31	13.99	15.32	14.63	14.77	14.90	15.48	15.99	17.02
371-379	Chemical & chemical products - Produits chimiques	12.72	13.56	14.14	14.53	15.29	16.58	17.23	17.68	17.65	17.20	17.76	18.25	18.78
374	Pharmaceuticals & medicine - Produits pharmaceutiques et médicaments	11.18	11.73	12.23	12.63	13.25	14.68	15.46	16.15	16.53	17.31	18.53	19.59	20.07
379	Other chemical products - Autres produits chimiques	13.37	15.06	16.23	16.40	17.09	17.34	17.27	16.35	15.09	14.56	16.06	17.06	18.20
391-399	Other manufacturing industries - Autres industries manufacturières	10.60	11.60	12.18	13.04	13.53	13.65	13.09	13.86	13.67	13.65	15.08	15.09	16.13
401-449	Construction - Construction	14.11	14.90	15.44	16.42	17.38	18.42	18.47	18.30	18.64	19.33	18.92	18.44	19.42

Annual Estimates of Employment, Earnings and Hours, 1986-1998, Statistics Canada
Estimations annuelles de l'emploi, des gains et de la durée du travail, 1986-1998, Statistique Canada

Table 5

Estimates of Average Hourly Earnings, for Employees paid by the Hour, by Industry, Canada, Provinces and Territories.

Tableau 5

Estimations de la rémunération horaire moyenne, pour les salariés rémunérés à l'heure, par industrie, Canada, provinces et territoires

SIC 1980 CTI	Industry Industrie	DOLLARS												
		1986	1987	1988	1989	1990	1991	1992	1993	1994	1995	1996	1997	1998
ONTARIO														
401-402	Bldg, developing & general contracting - Constructeurs, promoteurs et entrep. généraux	\$12.52	\$13.60	\$13.82	\$14.87	\$15.85	\$16.24	\$16.58	\$15.86	\$16.47	\$17.07	\$17.57	\$17.20	\$17.82
401	Residential building & development - Promotion et construction de bâtiments résidentiels	11.53	12.53	12.74	13.70	14.56	14.18	14.00	14.06	15.13	15.73	16.10	16.03	16.73
402	Non-residential building & development - Promotion & constr. de bâtiments non résidentiels	15.34	16.68	16.95	18.23	19.46	20.62	21.30	20.22	19.60	20.32	20.88	20.15	20.69
411-412	Industrial & heavy (engineering) construction - Constr. lourde et industrielle (génie)	16.61	17.28	17.57	18.27	19.35	19.50	20.05	19.17	19.27	20.09	20.53	20.44	22.07
412	Highway & heavy constr. - Constr. de routes et constr. lourde	16.59	17.22	17.51	18.22	19.30	19.52	20.09	18.57	18.51	19.89	20.35	20.24	21.29
421-429	Trade contracting - Entrepreneurs spécialisés	14.51	15.03	15.84	16.91	17.66	19.02	18.72	18.85	19.24	20.01	19.09	18.42	19.41
041-449	Goods producing industries - Branches 491-499 productrices de biens	12.71	13.28	13.89	14.65	15.49	16.41	16.91	17.14	17.37	17.77	18.17	18.04	18.76
451-499	Transportation, storage, comm. & other utilities - Transp., entreposage, comm. et autres services publics	13.53	13.69	14.23	14.83	15.76	16.70	17.60	17.97	18.13	18.21	18.41	19.06	20.13
451-479	Transportation & storage - Transport et entreposage	13.61	13.26	13.75	14.25	14.93	15.82	16.55	16.95	16.99	16.87	17.24	17.73	18.05
451-459	Transportation - Transport	13.60	13.25	13.75	14.27	14.97	15.88	16.60	17.08	17.11	16.93	17.28	17.74	18.16
456	Truck transport - Camionnage	13.62	13.58	14.47	14.76	15.18	15.28	15.70	15.90	15.83	15.59	16.80	17.62	17.91
457	Public passenger transit systems - Transport en commun	12.56	12.92	13.23	13.82	14.79	16.42	17.95	18.41	18.06	18.47	17.63	16.91	18.55
458-459	Transportation n.e.c. - Transport n.c.a.	12.13	12.01	11.48	12.39	13.65	14.72	14.99	15.90	16.66	16.58	16.86	17.72	17.34
481-499	Communication & other utilities - Communications et autres services publics	13.35	14.54	15.18	15.84	17.19	18.19	19.41	19.62	19.97	20.22	20.12	21.13	23.03
481-484	Communication - Communications	7.88	10.11	10.95	12.01	13.13	13.08	14.08	14.70	14.93	16.11	16.50	18.11	22.00
484	Postal & courier service - Services postaux et services de messagers	7.25	9.68	10.93	13.01	13.38	12.36	13.60	13.79	14.26	14.26	14.67	15.37	14.90
491-499	Other Utilities - Autres services publics	15.43	16.11	16.68	17.58	18.79	20.31	21.43	21.70	22.13	22.65	22.74	23.75	24.74
491	Electric power systems - Énergie électrique	16.65	17.41	18.09	18.86	20.45	22.01	23.16	23.57	24.43	24.68	24.77	25.92	27.78
499	Other utilities n.e.c. - Autres services publics n.c.a.	13.07	13.32	13.62	14.95	15.33	16.77	17.44	17.82	17.61	18.39	18.62	19.28	18.30
501-692	Trade - Commerce	8.32	8.72	9.07	9.56	10.00	10.36	10.77	10.90	11.33	11.43	12.29	12.18	12.23
501-599	Wholesale Trade - Commerce de gros	10.02	10.71	11.00	11.51	12.00	12.37	12.47	12.61	13.32	13.14	13.86	14.47	14.03
521-524	Food, beverage, drug & tobacco - Produits alimentaires, boissons, médicaments et tabac	11.95	12.68	12.20	12.09	13.01	13.21	12.63	12.89	13.93	13.06	13.61	14.23	12.86
551-552	Motor vehicles, parts & accessories - Véhicules auto., pièces et accessoires	11.41	13.57	14.54	14.28	14.91	13.84	13.35	14.19	13.49	14.24	14.81	15.56	15.72
561-563	Metals, hardware, plumbing, heating & building materials - Métaux, quincaillerie, matér. de plomberie, de chauffage et de construction	9.49	10.61	10.12	11.06	12.06	13.07	12.87	12.53	13.29	13.08	13.78	13.68	13.38
591-599	Other wholesale products - Autres produits divers, commerce de gros	8.74	8.86	9.01	9.50	9.84	10.07	10.48	12.06	11.84	12.38	13.02	14.04	13.61
601-692	Retail trade - Commerce de détail	7.74	8.08	8.47	8.85	9.36	9.76	10.15	10.32	10.65	10.81	11.54	11.27	11.43
601-603	Food, beverage and drug - Aliments, boissons et médicaments	8.39	8.82	9.38	9.62	9.82	10.08	11.03	11.22	11.30	11.45	11.77	11.38	12.15
601	Food stores - Magasins d'alimentation	8.37	8.75	9.29	9.39	9.62	9.75	10.71	10.98	11.01	11.08	11.15	10.85	11.76
603	Prescription drugs & patent medicine stores - Mag. de médicaments sur ordonnance & brevétés	7.23	8.10	8.89	9.75	9.83	10.40	11.28	11.26	11.43	11.91	11.81	11.30	12.40
611-615	Shoe, apparel, fabric & yarn - Chaussures, vêtements, tissus et filés	6.82	7.00	7.41	7.79	8.00	8.50	8.61	8.77	9.39	9.37	9.77	9.53	8.97

Annual Estimates of Employment, Earnings and Hours, 1986-1998, Statistics Canada
Estimations annuelles de l'Emploi, des gains et de la durée du travail, 1986-1998, Statistique Canada

Table 5
Estimates of Average Hourly Earnings, for Employees paid by the Hour, by
Industry, Canada, Provinces and Territories.

Tableau 5
Estimations de la rémunération horaire moyenne, pour les salariés rémunérés à
l'heure, par industrie, Canada, provinces et territoires

SIC 1980 CTI	Industry Industrie	DOLLARS												
		1986	1987	1988	1989	1990	1991	1992	1993	1994	1995	1996	1997	1998
ONTARIO														
613	Women's clothing stores - Magasins de vêtements pour dames	\$6.87	\$6.90	\$7.28	\$7.60	\$7.94	\$8.41	\$8.45	\$8.44	\$8.61	\$8.63	\$9.34	\$9.15	\$8.82
614	Clothing stores n.e.c. - Magasins de vêtements n.c.a.	6.70	7.03	7.44	8.04	8.32	8.07	8.44	8.77	9.57	9.92	9.81	9.74	8.76
631-639	Auto vehicles, parts & access., sales & serv. Véhicules autos, pièces & access., vente & serv.	8.42	8.94	9.22	9.71	10.51	10.84	10.72	10.97	11.35	11.31	13.40	12.93	13.11
631	Automobile dealers - Concessionnaires d'automobiles	9.36	10.23	11.10	11.35	12.70	12.98	13.51	13.08	13.76	13.03	15.99	15.02	15.99
633	Gasoline service stations - Stations-service	6.70	7.17	7.29	7.92	8.15	8.28	7.99	7.39	8.12	8.33	9.70	9.43	9.60
634	Automotive parts & accessories stores - Mag. de pièces et accessoires pour automobiles	7.75	8.39	8.72	9.22	10.35	10.34	8.73	9.61	10.20	10.26	11.19	11.13	11.01
635	Motor vehicle repair shops - Ateliers de réparation d'automobiles	10.61	10.50	10.80	11.16	11.78	12.19	12.49	13.37	12.59	12.77	13.60	12.74	13.22
641-641	General merchandise stores - Magasins de marchandises diverses	7.46	7.74	7.99	8.18	8.88	9.61	9.80	9.75	9.86	10.04	10.14	10.32	9.99
651-692	Other retail n.e.c. - Autres commerces de détail n.c.a.	6.52	6.42	6.73	7.33	7.74	8.37	8.44	8.65	9.44	10.01	10.47	10.11	9.64
701-761	Finance, insurance & real estate - Finances, assur. & affaires immobilières	8.55	9.36	9.58	10.59	11.50	11.37	11.22	11.43	12.41	13.37	13.67	12.06	13.18
701-749	Finance & insurance - Intermédiaires financiers et assurances	8.74	8.96	9.26	10.36	10.73	11.12	11.68	12.46	12.73	13.41	14.17	12.89	13.55
701-709	Deposit accepting intermediaries - Intermédiaires financiers de dépôts	8.81	9.05	9.24	10.21	10.59	11.07	11.73	11.84	12.26	12.35	12.59	12.27	13.07
701-702	Banks - Banques	9.33	9.58	9.78	10.81	11.21	11.53	11.92	12.12	12.19	12.24	12.68	12.73	12.40
703	Trust Companies - Sociétés de fiducie	8.31	8.53	8.71	9.62	9.94	10.39	10.84	10.71	11.07	11.14	11.54	11.58	10.70
751-759	Real estate operators (exc'l developers) - Services immobiliers (sauf lotisseurs)	8.54	10.00	10.47	11.22	11.53	10.15	10.61	10.00	11.65	12.76	12.24	10.02	12.00
761-761	Insurance & real estate agent - Agences d'assur. et agences immobilières	8.22	7.97	7.09	8.67	13.02	13.90	10.16	11.04	12.55	14.41	13.24	10.63	12.69
771-779	Comm., business & pers. services - Services socio-culturels, comm. et pers.	8.70	9.31	9.70	10.68	11.22	12.09	12.61	13.00	13.08	13.15	13.46	13.29	13.79
771-779	Business services - Services aux entreprises	7.22	8.23	8.99	10.91	11.17	12.17	11.67	12.48	12.16	12.38	13.43	13.21	14.76
771	Employment agencies & personnel suppliers - Bureaux de placement et location de pers.	6.90	8.49	8.65	11.29	10.93	12.13	11.77	11.23	11.05	11.17	10.68	10.69	12.40
779	Other business services - Autres services aux entreprises	5.17	6.97	7.90	8.98	9.26	10.28	10.13	10.59	10.58	10.33	11.35	11.58	14.37
851-853	Educational services - Services d'enseignement	10.00	10.71	11.35	11.96	12.77	13.55	14.16	14.36	14.27	14.29	15.49	14.87	16.33
851	Elementary & secondary education - Enseignement élémentaire et secondaire	10.33	10.89	11.51	12.07	12.77	13.73	14.53	14.90	14.76	15.02	16.60	15.47	17.37
852	Post-second. non-university education - Enseignement postsecondaire non univers.	9.16	10.28	11.19	12.04	12.55	13.38	14.08	14.20	14.32	14.14	14.43	14.69	15.55
853	University education - Enseignement universitaire	9.88	10.68	11.19	11.77	12.85	13.35	13.61	13.59	13.48	13.23	13.22	12.99	13.89
861-869	Health & social services - Services de soins de santé et services sociaux	11.96	12.65	13.21	14.09	14.93	15.81	16.56	17.15	17.26	17.23	17.46	17.34	17.82
861	Hospitals - Hôpitaux	13.67	14.58	14.95	16.13	16.75	17.65	18.63	19.46	19.61	19.81	19.90	20.06	20.62
862	Other institutional health & social services - Autres établ. de soins de santé & serv. sociaux	9.15	9.64	10.17	10.98	11.68	12.60	13.24	13.98	13.99	14.21	14.55	14.43	15.76
865	Private practice of physicians, surgeons & dentist - Cabinets privés de médecins chirurgiens, dentistes	9.25	9.30	10.74	11.28	12.36	13.46	14.28	14.25	12.99	13.19	14.10	14.50	14.52
869	Health & social service ass'n's & agencies - Assoc. & org. de santé et de services sociaux	8.81	9.36	9.97	10.30	11.51	12.62	13.06	13.39	14.14	15.43	16.35	16.37	17.34
911-922	Accommodation, food & beverage services - Hébergement et restauration	5.71	6.05	6.30	6.70	7.05	7.34	7.60	7.91	8.28	8.19	8.52	8.36	8.26

Table 5

Estimates of Average Hourly Earnings, for Employees paid by the Hour, by Industry, Canada, Provinces and Territories.

Tableau 5

Estimations de la rémunération horaire moyenne, pour les salariés rémunérés à l'heure, par industrie, Canada, provinces et territoires

SIC 1980 CTI	Industry Industrie	DOLLARS												
		1986	1987	1988	1989	1990	1991	1992	1993	1994	1995	1996	1997	1998
ONTARIO														
911-914	Accommodation services - Services d'hébergement	\$6.33	\$6.88	\$7.04	\$7.61	\$7.98	\$8.31	\$8.85	\$9.32	\$9.49	\$9.65	\$10.03	\$9.37	\$9.54
911	Hotels, motels & tourist courts - Hôtels, motels et camps pour touristes	6.28	6.81	7.03	7.57	7.93	8.26	8.92	9.36	9.52	9.71	10.09	9.42	9.58
921-922	Food & beverage services - Services de la restauration	5.53	5.80	6.07	6.42	6.76	7.04	7.22	7.53	7.94	7.80	8.09	8.06	7.94
921	Food services - Services de restauration	5.49	5.76	6.02	6.37	6.71	6.99	7.20	7.53	7.95	7.82	8.11	8.07	7.96
961-999	Miscellaneous services - Services divers	8.08	8.63	8.46	9.19	10.07	10.27	10.44	10.74	11.04	11.13	11.45	10.13	11.47
961-969	Amusement & recreational services - Services de divertissements et de loisirs	7.78	8.73	8.37	9.77	10.67	10.68	11.07	11.16	11.51	11.43	11.63	10.35	11.54
991-999	Other services - Autres services	9.36	9.39	9.02	9.13	9.96	10.75	10.47	10.46	10.88	11.13	11.26	10.07	11.40
990	Other services n.e.c. - Autres services n.c.a.	11.07	10.44	10.81	11.39	11.76	12.63	12.05	11.51	11.46	11.87	11.95	10.63	12.20
451-484	Service producing industries - Branches productrices de services	8.98	9.42	9.83	10.55	11.08	11.79	12.30	12.56	12.81	12.91	13.43	13.41	13.88
041-999	Industrial aggregate - Ensemble des industries	10.76	11.27	11.78	12.52	13.06	13.76	14.21	14.41	14.72	14.90	15.35	15.37	15.79
MANITOBA														
061-092	Mining (incl. milling), quarrying and oil wells Mines (y compris broyage), carrières et puits de pétrole	15.18	15.52	17.22	19.57	19.62	20.85	21.44	21.93	21.67	23.67	24.39	22.79	21.42
101-399	Manufacturing - Industries manufacturières	10.02	10.35	10.73	11.26	11.73	12.45	12.69	12.97	13.28	13.35	13.69	14.53	14.53
	Non-durable goods - Biens non durables	9.47	9.75	10.12	10.49	10.96	11.74	12.00	12.27	12.56	12.65	13.07	13.52	13.57
	Durable goods - Biens durables	10.61	10.98	11.36	11.97	12.43	13.13	13.33	13.61	13.89	13.92	14.09	15.17	15.18
101-109	Food - Aliments	10.74	11.04	11.55	12.07	12.34	12.20	12.44	12.70	12.86	13.05	13.46	14.22	14.27
101	Meat and poultry products - Viande & volaille	10.51	10.94	11.60	12.00	12.18	12.22	12.35	12.53	12.88	12.96	13.74	15.14	14.45
243-249	Clothing - Habillement	5.64	5.90	6.26	6.36	6.64	7.21	7.10	7.31	7.46	7.52	8.34	8.73	9.73
251-259	Wood - Bois	7.62	8.20	8.90	9.61	10.02	11.07	10.73	10.78	10.82	10.45	10.91	11.89	12.76
254	Sash, doors & other millwork - Portes, châssis et autres bois travaillés	7.45	8.05	8.54	9.11	9.47	10.22	10.03	10.12	10.74	10.04	10.00	10.69	11.45
281-284	Printing, publishing & allied ind.- Imprimerie, édition et industries connexes	9.90	9.72	9.99	10.25	10.68	11.94	12.17	12.83	12.93	13.29	13.30	14.15	14.76
281	Commercial printing - Impression commerciale	11.82	11.26	11.43	11.99	12.76	13.20	12.78	14.01	13.62	13.94	13.48	14.42	15.35
321-329	Transportation equipment - Matériel de transport	10.80	11.24	11.66	12.16	12.71	13.58	14.29	15.06	14.88	14.67	14.57	15.78	16.45
321	Aircraft & aircraft parts - Aéronefs et pièces d'aéronefs	11.79	12.04	12.59	12.94	13.65	14.98	16.15	16.84	17.06	17.17	16.91	17.54	17.67
401-449	Construction - Construction	13.33	13.79	13.70	14.26	14.93	15.53	15.73	15.02	14.57	15.74	15.41	16.03	15.75
401-402	Bldg, developing & general contracting - Constructeurs, promoteurs et entrep. généraux	13.62	13.57	13.30	14.53	14.86	14.79	15.32	13.91	14.20	15.70	15.34	15.99	14.21
411-412	Industrial & heavy (engineering) construction - Constr. lourde et industrielle (génie)	12.40	13.06	12.92	12.72	14.56	14.01	13.17	13.81	13.91	14.50	15.98	16.77	17.54
421-429	Trade contracting - Entrepreneurs spécialisés	13.60	14.12	14.10	14.83	15.09	16.21	16.61	15.81	14.97	16.16	15.30	15.96	16.05
041-449	Goods producing industries - Branches productrices de biens	11.11	11.48	11.83	12.47	12.99	13.69	13.99	14.04	14.15	14.50	14.54	15.28	15.22
451-499	Transportation, storage, comm. & other utilities - Transp., entreposage, comm. et autres services publics	13.30	12.97	13.51	13.54	13.61	13.68	14.40	16.00	16.10	15.68	16.30	15.68	17.09

Annual Estimates of Employment, Earnings and Hours, 1986-1998, Statistics Canada
Estimations annuelles de l'Emploi, des gains et de la durée du travail, 1986-1998, Statistique Canada

Table 5
Estimates of Average Hourly Earnings, for Employees paid by the Hour, by
Industry, Canada, Provinces and Territories.

Tableau 5
Estimations de la rémunération horaire moyenne, pour les salariés rémunérés à
l'heure, par industrie, Canada, provinces et territoires

SIC 1980 CTI	Industry Industrie	DOLLARS												
		1986	1987	1988	1989	1990	1991	1992	1993	1994	1995	1996	1997	1998
MANITOBA														
451-479	Transportation & storage - Transport et entreposage	\$13.90	\$13.56	\$14.23	\$14.76	\$15.01	\$15.66	\$15.91	\$15.75	\$15.80	\$14.96	\$15.82	\$15.68	\$16.90
451-459	Transportation - Transport	13.95	13.59	14.26	14.79	15.04	15.71	16.03	15.78	15.78	15.02	15.82	15.76	16.88
453	Railway transport & related services - Transport et services ferroviaires	14.49	13.71	14.63	15.52	16.25	17.15	17.38	18.00	18.42	..	19.04	19.64	18.94
481-499	Communication & other utilities - Communications et autres services publics	11.61	11.82	12.04	11.12	11.13	10.72	12.05	16.55	16.78	17.42	17.40	15.66	17.60
481-484	Communication - Communications	10.90	10.88	10.98	9.76	9.62	9.59	10.97	17.85	17.83	18.70	18.55	13.13	16.05
482	Telecommunication carriers - Transmission des télécommunications	11.28	11.15	11.22	9.85	9.69	9.55	11.06	18.79	19.06	21.10	20.73
491-499	Other Utilities - Autres services publics	13.01	13.71	14.23	14.76	15.44	13.67	14.68	14.70	15.29	16.07	16.37	16.53	19.01
491	Electric power systems - Énergie électrique	13.35	14.08	14.55	14.91	16.00	12.93	13.68	13.60	14.43	15.50	15.58	16.04	19.47
501-692 Trade - Commerce		8.39	8.51	8.47	8.82	8.94	9.43	9.54	9.87	10.12	10.21	10.50	10.91	11.27
501-599	Wholesale Trade - Commerce de gros	8.72	9.05	9.35	9.52	9.96	10.45	10.67	11.05	11.97	11.48	11.43	12.41	13.34
601-692	Retail trade - Commerce de détail	8.26	8.31	8.19	8.58	8.56	9.07	9.19	9.50	9.49	9.73	10.22	10.31	10.39
601-603	Food, beverage and drug - Aliments, boissons et médicaments	10.26	9.97	9.83	10.00	9.82	10.81	11.08	11.69	10.85	10.95	11.00	10.89	10.84
601	Food stores - Magasins d'alimentation	10.79	10.46	10.24	10.34	10.12	11.09	11.26	11.91	11.37	11.19	11.21	11.12	10.51
611-615	Shoe, apparel, fabric & yarn - Chaussures, vêtements, tissus et filés	6.04	6.49	6.70	6.77	7.13	7.29	7.00	7.21	7.39	7.44	7.89	8.04	7.09
631-639	Auto vehicles, parts & access., sales & serv. - Véhicules autos, pièces & access., vente & serv.	8.10	8.41	8.01	8.89	8.48	8.21	8.47	8.74	9.30	9.67	11.06	11.70	11.90
641-641	General merchandise stores - Magasins de marchandises diverses	7.14	7.04	7.11	7.40	7.97	8.37	8.86	9.01	8.83	8.98	9.19	9.32	9.24
651-692	Other retail n.e.c. - Autres commerces de détail n.c.a.	6.54	6.37	6.54	6.52	6.45	7.30	7.36	7.80	8.14	8.45	8.96	8.39	8.80
701-761 Finance, insurance & real estate - Finances, assur. & affaires immobilières		7.98	8.27	8.68	8.72	8.81	10.32	10.02	9.79	9.97	9.78	9.94	9.83	14.91
701-749	Finance & insurance - Intermédiaires financiers et assurances	8.25	8.45	9.25	9.21	9.24	11.36	10.94	10.55	10.63	10.50	10.60	10.90	17.36
701-709	Deposit accepting intermediaries - Intermédiaires financiers de dépôts	7.23	7.59	8.08	8.38	8.99	9.86	10.07	10.28	10.37	10.40	10.52	10.97	19.52
701-702	Banks - Banques	7.65	8.03	8.55	8.87	9.59	10.27	10.45	10.65	10.65	10.86	11.15	11.47	10.91
731-733	Insurance - Assurances	11.40	11.00	12.18	12.87	13.09	13.66	13.23	12.30	12.32	12.70	13.83	13.17	16.25
751-759	Real estate operators (exc'l developers) - Services immobiliers (sauf lotisseurs)	7.44	7.53	7.18	7.07	8.11	8.90	8.84	8.94	8.30	7.84	7.68	7.33	9.23
771-779 Comm., business & pers. services - Services 851-999 socio-culturels, comm. et pers.		8.45	8.81	9.42	10.10	10.53	11.06	11.43	11.67	11.53	11.71	12.02	11.67	12.18
771-779	Business services - Services aux entreprises	6.49	7.20	7.47	7.84	9.28	9.74	10.05	9.57	9.99	10.92	11.23	10.36	11.77
851-853	Educational services - Services d'enseignement	8.56	8.62	9.14	9.80	10.17	11.15	11.27	11.01	11.48	11.88	13.28	13.22	15.04
851	Elementary & secondary education - Enseignement élémentaire et secondaire	7.64	7.77	8.21	8.65	9.03	9.47	9.65	9.87	9.86	10.16	12.62	12.95	15.09
853	University education - Enseignement universitaire	10.13	10.13	10.77	12.00	12.28	15.03	15.16	13.61	16.28	17.07	15.07	13.40	14.84
861-869	Health & social services - Services de soins de santé et services sociaux	11.15	11.48	12.13	12.96	13.14	14.15	14.66	14.89	14.95	14.79	14.68	14.10	14.52
861	Hospitals - Hôpitaux	12.14	13.00	13.61	14.37	15.16	16.21	16.88	17.11	17.14	17.07	17.00	16.61	16.81
862	Other institutional health & social services - Autres établ. de soins de santé & serv. sociaux	9.71	10.25	10.98	11.69	11.86	12.11	11.94	12.55	12.97	12.69	12.46	11.80	12.79
911-922	Accommodation, food & beverage services - Hébergement et restauration	5.39	5.72	5.96	6.25	6.37	6.41	6.49	6.61	6.75	6.85	7.26	7.68	7.50

Table 5

Estimates of Average Hourly Earnings, for Employees paid by the Hour, by Industry, Canada, Provinces and Territories.

Tableau 5

Estimations de la rémunération horaire moyenne, pour les salariés rémunérés à l'heure, par industrie, Canada, provinces et territoires

SIC 1980 CTI	Industry Industrie	DOLLARS												
		1986	1987	1988	1989	1990	1991	1992	1993	1994	1995	1996	1997	1998
MANITOBA														
911-914	Accommodation services - Services d'hébergement	\$5.95	\$6.34	\$6.55	\$6.83	\$6.98	\$6.90	\$7.00	\$7.33	\$7.73	\$7.61	\$7.95	\$8.42	\$8.04
911	Hotels, motels & tourist courts - Hôtels, motels et camps pour touristes	6.06	6.36	6.57	6.82	7.00	6.89	7.02	7.23	7.66	7.57	7.92	8.37	7.97
921-922	Food & beverage services - Services de la restauration	5.07	5.37	5.64	5.95	6.08	6.20	6.26	6.28	6.33	6.57	6.96	7.36	7.26
921	Food services - Services de restauration	5.11	5.42	5.69	6.00	6.14	6.20	6.25	6.27	6.33	6.57	6.96	7.36	7.26
961-999	Miscellaneous services - Services divers	7.21	7.54	7.96	8.58	8.78	8.75	9.16	9.19	8.93	9.31	11.33	11.11	11.66
451-484	Service producing industries - Branches productrices de services	9.31	9.27	9.72	10.22	10.47	11.03	11.37	11.75	11.71	11.73	12.07	11.89	12.72
041-999	Industrial aggregate - Ensemble des industries	9.98	10.11	10.49	11.04	11.34	11.87	12.19	12.46	12.44	12.60	12.83	13.00	13.51
SASKATCHEWAN														
061-092	Mining (incl. milling), quarrying and oil wells Mines (y compris broyage), carrières et puits de pétrole	15.53	15.79	16.02	16.36	17.38	18.81	19.72	19.77	19.99	20.24	21.12	21.83	22.72
062	Non-metal mines (except coal) - Mines de minerais non métalliques (sauf le charbon)	16.02	16.00	16.54	16.86	18.06	19.55	20.56	21.62	22.44	23.40	23.62	24.00	..
091-092	Services incidental to mineral extraction - Industrie des services miniers	13.94	15.04	14.03	14.42	14.93	15.93	17.61	16.56	16.60	15.76	16.91	18.52	19.63
101-399	Manufacturing - Industries manufacturières	11.84	12.25	12.56	12.65	13.30	14.46	14.16	14.31	14.10	14.31	15.14	15.38	15.47
	Non-durable goods - Biens non durables	12.70	13.22	13.71	13.75	13.52	14.46	14.15	14.86	14.30	14.61	16.37	15.81	16.39
	Durable goods - Biens durables	11.01	11.32	11.42	11.60	13.11	14.46	14.17	13.84	13.93	14.05	14.27	15.07	14.75
101-109	Food - Aliments	11.68	12.11	12.52	12.77	14.30	14.56	13.80	14.75	14.68	13.82	14.92	14.48	13.73
101	Meat and poultry products - Viande & volaille	12.20	12.78	13.47	13.41	14.96	15.02	14.00	14.94	14.66	13.73	14.82	14.19	12.96
251-259	Wood - Bois	10.58	10.72	11.20	11.17	12.81	14.28	14.66	15.14	15.43	15.34	15.41	16.25	16.63
281-284	Printing, publishing & allied ind.- Imprimerie, édition et industries connexes	9.59	9.80	9.65	8.98	10.57	11.32	11.60	11.50	10.98	10.18	11.09	12.53	12.63
281	Commercial printing - Impression commerciale	9.97	11.12	9.92	9.44	11.49	12.59	13.01	14.03	12.81	11.59	12.76	13.59	14.49
311-319	Machinery (ex. elect. mach.) - Machinerie (sauf électrique)	10.23	10.23	10.06	10.01	11.04	11.42	11.55	11.56	11.97	12.92	12.56	14.02	13.68
311	Agricultural implements - Instruments aratoires	10.40	10.33	10.08	9.96	10.94	11.07	11.10	11.27	11.41	12.05	12.12	13.77	13.25
401-449	Construction - Construction	12.08	11.80	12.24	12.50	12.88	13.55	13.50	13.90	14.61	15.26	15.20	16.36	16.44
401-402	Bldg, developing & general contracting - Constructeurs, promoteurs et entrep. généraux	12.55	12.37	12.30	12.30	12.45	12.51	12.20	11.51	12.96	13.73	14.18	15.01	14.68
401	Residential building & development - Promotion et construction de bâtiments résidentiels	9.94	9.79	9.74	9.74	9.93	10.97	11.37	10.61	12.61	13.61	13.60	14.96	13.23
421-429	Trade contracting - Entrepreneurs spécialisés	11.71	11.28	11.94	12.10	12.52	13.72	13.50	13.91	14.10	14.66	15.04	15.54	16.17
451-449	Goods producing industries - Branches productrices de biens	12.65	12.75	13.05	13.17	13.78	14.89	14.87	15.03	15.17	15.55	15.98	16.68	17.10
451-499	Transportation, storage, comm. & other utilities - Transp., entreposage, comm. et autres services publics	14.15	12.90	13.21	13.08	13.88	14.55	14.68	14.83	15.59	14.50	15.05	14.30	16.68
451-479	Transportation & storage - Transport et entreposage	14.22	13.01	13.41	13.28	14.11	14.83	14.97	15.17	15.96	14.60	15.20	14.64	15.80

Annual Estimates of Employment, Earnings and Hours, 1986-1998, Statistics Canada
Estimations annuelles de l'Emploi, des gains et de la durée du travail, 1986-1998, Statistique Canada

Table 5

Estimates of Average Hourly Earnings, for Employees paid by the Hour, by Industry, Canada, Provinces and Territories.

Tableau 5

Estimations de la rémunération horaire moyenne, pour les salariés rémunérés à l'heure, par industrie, Canada, provinces et territoires

SIC 1980 CTI	Industry Industrie	DOLLARS												
		1986	1987	1988	1989	1990	1991	1992	1993	1994	1995	1996	1997	1998
SASKATCHEWAN														
481-499	Communication & other utilities - Communications et autres services publics	\$12.47 8.36	\$10.95 8.25	\$10.55 8.51	\$10.59 8.43	\$11.99 9.75	\$12.67 11.51	\$12.57 11.28	\$12.75 11.29	\$13.25 12.54	\$13.91 12.53	\$14.06 13.32	\$12.29 12.96	\$18.43 17.09
501-692	Trade - Commerce	8.33	8.41	8.55	8.64	9.01	9.23	9.41	9.54	10.11	10.04	10.27	11.05	11.16
501-599	Wholesale Trade - Commerce de gros	9.81	9.93	10.15	10.34	10.81	10.82	10.62	10.99	11.65	11.40	11.57	12.85	13.31
601-692	Retail trade - Commerce de détail	7.89	7.97	8.08	8.12	8.49	8.78	9.03	9.07	9.61	9.52	9.90	10.42	10.41
601-603	Food, beverage and drug - Aliments, boissons et médicaments	8.83	9.31	9.32	8.87	9.25	9.59	10.09	10.12	10.70	10.60	10.32	10.84	10.94
601	Food stores - Magasins d'alimentation	8.79	9.17	9.22	8.57	8.94	9.56	10.05	10.25	10.72	10.53	10.35	10.80	10.65
611-615	Shoe, apparel, fabric & yarn - Chaussures, vêtements, tissus et filés	6.07	5.95	6.05	6.18	6.64	6.84	6.85	6.97	7.42	7.22	7.39	7.59	7.23
631-639	Auto vehicles, parts & access., sales & serv. Véhicules autos, pièces & access., vente & serv.	7.85	7.70	7.95	8.15	8.52	8.62	8.71	8.92	10.00	9.45	11.09	11.83	11.32
641-641	General merchandise stores - Magasins de marchandises diverses	7.75	7.82	7.86	8.15	8.46	8.88	9.19	9.26	9.08	9.25	9.22	9.38	9.24
651-692	Other retail n.e.c. - Autres commerces de détail n.c.a.	6.09	6.61	6.87	6.56	6.96	7.42	7.90	7.42	8.38	8.71	8.34	8.55	9.22
701-761	Finance, insurance & real estate - Finances, assur. & affaires immobilières	6.32	6.66	6.95	7.49	8.13	8.97	9.34	10.17	10.22	10.67	10.70	11.03	12.51
701-749	Finance & insurance - Intermédiaires financiers et assurances	7.78	8.43	8.78	9.25	9.24	9.67	9.48	10.65	10.89	11.08	11.19	11.06	12.55
701-709	Deposit accepting intermediaries - Intermédiaires financiers de dépôts	8.19	8.64	8.87	9.35	9.56	10.05	10.45	10.50	10.51	10.74	11.39	11.13	12.92
701-702	Banks - Banques	8.20	8.65	8.88	9.36	9.57	9.85	10.35	10.59	10.71	11.11	12.21	12.30	..
751-759	Real estate operators (exc'l developers) - Services immobiliers (sauf lotisseurs)	5.58	5.53	5.12	4.86	6.45	8.08	9.71	9.56	9.25	10.04	9.41	9.76	11.35
771-779	Comm., business & pers. services - Services	9.50	9.65	9.83	10.05	10.88	11.22	11.38	11.51	11.52	11.84	12.22	12.68	12.79
851-999	socio-culturels, comm. et pers.	8.37	8.22	9.19	9.36	11.39	10.87	10.51	10.04	11.23	10.38	11.71	11.49	12.80
771-779	Business services - Services aux entreprises	8.94	9.17	9.17	9.55	10.02	10.36	10.49	10.61	10.76	10.86	12.68	12.80	14.80
851	Elementary & secondary education - Enseignement élémentaire et secondaire	8.48	8.51	8.75	9.06	9.39	9.52	9.59	9.53	9.69	9.69	12.30	12.43	14.37
854	Library services - Bibliothèques	7.82	8.23	8.73	8.68	9.05	8.66	9.09	9.34	9.36	11.47	8.27	9.04	12.87
861-869	Health & social services - Services de soins de santé et services sociaux	12.34 13.73	12.76 14.14	12.69 14.06	13.29 14.86	13.81 15.50	14.08 15.99	14.37 16.38	14.70 16.61	14.79 16.86	15.42 17.10	15.23 16.91	15.79 17.97	15.33 17.39
861	Hospitals - Hôpitaux	13.73	14.14	14.06	14.86	15.50	15.99	16.38	16.61	16.86	17.10	16.91	17.97	17.39
862	Other institutional health & social services - Autres établ. de soins de santé & serv. sociaux	10.89	11.55	11.20	11.65	12.08	12.05	12.36	12.41	12.57	13.10	12.58	13.74	13.92
911-922	Accommodation, food & beverage services - Hébergement et restauration	5.68	5.87	5.87	5.92	6.15	6.27	6.35	6.61	6.89	7.09	7.36	7.93	8.19
911-914	Accommodation services - Services d'hébergement	5.76	5.97	6.01	6.02	6.27	6.53	6.80	6.86	7.22	7.56	7.88	8.73	9.55
921-922	Food & beverage services - Services de la restauration	5.61	5.78	5.77	5.86	6.06	6.13	6.10	6.46	6.71	6.85	7.14	7.54	7.60
921	Food services - Services de restauration	5.57	5.74	5.73	5.81	6.02	6.11	6.10	6.46	6.69	6.84	7.15	7.54	7.62
961-999	Miscellaneous services - Services divers	7.29	7.28	7.07	6.71	7.33	8.41	8.85	9.15	9.25	10.15	12.23	11.45	11.26
451-484	Service producing industries - Branches	9.55	9.40	9.58	9.76	10.38	10.73	10.93	11.08	11.33	11.48	11.78	12.35	12.70
501-999	productrices de services	10.35	10.31	10.52	10.71	11.29	11.68	11.86	12.03	12.33	12.54	12.81	13.46	13.81
041-999	Industrial aggregate - Ensemble des industries	10.35	10.31	10.52	10.71	11.29	11.68	11.86	12.03	12.33	12.54	12.81	13.46	13.81

Annual Estimates of Employment, Earnings and Hours, 1986-1998, Statistics Canada
Estimations annuelles de l'emploi, des gains et de la durée du travail, 1986-1998, Statistique Canada

Table 5

Estimates of Average Hourly Earnings, for Employees paid by the Hour, by Industry, Canada, Provinces and Territories.

Tableau 5

Estimations de la rémunération horaire moyenne, pour les salariés rémunérés à l'heure, par industrie, Canada, provinces et territoires

SIC	Industry	DOLLARS												
		1986	1987	1988	1989	1990	1991	1992	1993	1994	1995	1996	1997	1998
1980														
CTI	Industrie													
ALBERTA														
041-051	Logging and forestry - Exploitation forestière et serv. forestiers	\$14.43	\$13.15	\$12.39	\$12.96	\$13.59	\$14.18	\$16.38	\$16.12	\$16.53	\$18.61	\$19.53	\$19.66	\$21.95
041	Logging - Exploitation forestière	14.48	13.16	12.38	12.74	13.63	14.39	17.48	17.00	16.81	18.98	20.09	19.99	22.65
061-092	Mining (incl. milling), quarrying and oil wells Mines (y compris broyage), carrières et puits de pétrole	15.99	15.84	16.52	17.98	19.18	20.33	21.27	21.57	21.65	22.14	21.34	21.77	24.75
061-063	Mining - Mines	18.55	18.54	19.18	20.32	20.73	21.56	22.26	22.55	22.82	23.32	23.22	22.67	25.43
063	Coal mines - Mines de charbon	19.33	20.04	20.00	20.78	21.58	21.81	22.56	22.94	23.17	23.56	23.42	22.91	26.15
091-092	Services incidental to mineral extraction - Industrie des services miniers	15.24	15.00	15.55	16.40	17.75	18.90	19.99	20.53	20.53	19.93	18.27	19.31	21.87
091	Services incid. to crude petroleum & nat. gas - Services relat. au pétrole brut et au gas nat.	15.78	15.57	16.00	16.86	18.25	19.23	20.13	20.68	20.85	20.52	18.45	19.41	21.87
101-399	Manufacturing - Industries manufacturières	12.42	12.14	12.56	12.89	13.39	14.25	14.87	15.06	15.03	15.25	15.08	16.27	16.80
	Non-durable goods - Biens non durables	12.08	11.60	12.17	12.38	12.84	13.40	13.93	14.43	14.35	14.33	14.86	15.39	16.42
	Durable goods - Biens durables	12.64	12.49	12.82	13.21	13.73	14.86	15.63	15.53	15.54	15.95	15.22	16.78	17.02
101-109	Food - Aliments	12.15	11.70	12.09	12.07	12.02	12.46	12.46	12.60	12.78	12.53	12.79	13.13	13.83
101	Meat and poultry products - Viande & volaille	12.16	11.89	12.11	11.97	11.73	11.93	11.95	12.31	12.57	12.66	12.72	12.82	13.52
251-259	Wood - Bois	12.04	11.67	11.99	12.29	13.14	13.54	14.25	14.50	15.75	16.11	15.66	16.88	16.73
281-284	Printing, publishing & allied ind.- Imprimerie, édition et industries connexes	10.54	10.31	10.88	10.78	11.54	12.37	14.02	14.24	13.60	13.29	14.08	14.71	15.62
281	Commercial printing - Impression commerciale	13.14	12.29	13.31	13.28	13.25	13.53	15.16	15.44	14.58	14.20	14.68	15.93	17.79
311-319	Machinery (ex. elect. mach.) - Machinerie (sauf électrique)	13.11	13.41	13.58	14.38	15.56	16.62	16.54	15.92	17.05	17.21	15.72	17.70	18.38
319	Other machinery & equipment - Autres machineries et équipements	14.61	14.22	14.23	15.27	16.42	17.00	17.24	16.28	17.10	17.46	15.96	17.93	18.46
401-449	Construction - Construction	13.36	13.05	13.70	14.83	16.11	15.69	15.95	16.29	15.97	16.00	16.52	17.60	17.23
401-402	Bldg, developing & general contracting - Constructeurs, promoteurs et entrep. généraux	13.24	13.52	13.31	14.65	17.03	15.74	13.91	14.28	15.08	15.36	15.56	17.53	15.83
401	Residential building & development - Promotion et construction de bâtiments résidentiels	12.47	12.73	12.53	13.79	15.91	13.86	13.04	13.53	13.70	14.97	14.44	15.26	13.71
411-412	Industrial & heavy (engineering) construction - Constr. lourde et industrielle (génie)	15.08	14.06	14.82	16.16	17.40	17.18	18.50	19.43	18.17	17.41	18.51	20.25	19.79
411	Industrial const. (other than buildings) - Constr. industrielle (autre que bâtiment)	14.64	14.75	16.44	18.06	19.33	17.53	20.13	21.72	18.88	17.78	18.56	20.01	19.57
041-449	Goods producing industries - Branches	13.63	13.30	13.86	14.58	15.50	16.09	16.59	16.83	17.02	16.84	16.74	17.88	18.79
491-499	Transportation, storage, comm. & other utilities - Transp., entreposage, comm. et autres services publics	13.61	13.35	13.60	14.09	14.79	15.38	15.89	16.07	16.22	15.92	16.41	16.32	17.91
451-479	Transportation & storage - Transport et entreposage	13.56	13.10	13.37	13.83	14.62	15.20	15.67	15.80	16.06	15.52	15.84	15.95	17.52
451-459	Transportation - Transport	13.41	12.89	13.22	13.74	14.49	15.03	15.59	15.85	16.16	15.58	15.97	16.03	17.10
481-499	Communication & other utilities - Communications et autres services publics	13.80	14.16	14.37	14.87	15.33	15.90	16.50	16.92	16.70	16.95	18.01	17.38	18.83
491-499	Other Utilities - Autres services publics	14.56	15.00	15.16	15.21	15.77	16.42	17.17	17.72	17.40	17.58	18.33	18.17	20.22
491	Electric power systems - Énergie électrique	16.20	16.86	17.24	17.35	18.33	18.85	20.17	20.62	20.50	20.78	20.97	20.10	22.16

Annual Estimates of Employment, Earnings and Hours, 1986-1998, Statistics Canada
Estimations annuelles de l'Emploi, des gains et de la durée du travail, 1986-1998, Statistique Canada

Table 5

Estimates of Average Hourly Earnings, for Employees paid by the Hour, by Industry, Canada, Provinces and Territories.

Tableau 5

Estimations de la rémunération horaire moyenne, pour les salariés rémunérés à l'heure, par industrie, Canada, provinces et territoires

SIC 1980 CTI	Industry Industrie	DOLLARS												
		1986	1987	1988	1989	1990	1991	1992	1993	1994	1995	1996	1997	1998
ALBERTA														
	501-692 Trade - Commerce	\$8.59	\$8.85	\$9.11	\$9.56	\$9.80	\$10.44	\$10.51	\$10.76	\$10.65	\$10.79	\$11.33	\$11.72	\$11.70
	501-599 Wholesale Trade - Commerce de gros	10.20	10.38	10.72	11.74	12.01	12.38	12.74	13.14	13.35	14.19	14.17	14.24	14.16
	571-579 Machinery, equipment & supplies - Machines, matériel et fournitures	11.88	12.21	12.35	13.35	13.43	14.20	14.50	15.15	15.26	16.25	16.44	15.08	15.39
	601-692 Retail trade - Commerce de détail	8.22	8.46	8.70	9.03	9.19	9.86	9.90	10.00	9.70	9.67	10.41	10.60	10.62
	601-603 Food, beverage and drug - Aliments, boissons et médicaments	9.43	9.90	10.27	10.54	10.73	11.21	11.27	11.01	10.26	10.24	10.60	10.35	10.30
	601 Food stores - Magasins d'alimentation	10.15	10.61	11.14	11.60	11.23	11.55	11.57	10.75	10.25	10.49	10.88	10.44	10.02
	611-615 Shoe, apparel, fabric & yarn - Chaussures, vêtements, tissus et filés	6.75	6.93	6.64	7.01	7.07	7.35	7.42	7.73	7.76	7.81	7.90	8.11	7.56
	631-639 Auto vehicles, parts & access., sales & serv. - Véhicules autos, pièces & access., vente & serv.	8.23	8.16	8.68	9.17	9.18	10.10	9.83	10.58	10.43	10.57	12.09	12.61	12.67
	641-641 General merchandise stores - Magasins de marchandises diverses	8.23	8.25	8.40	8.51	8.97	9.90	10.16	10.09	9.23	9.19	9.46	9.61	9.61
	651-692 Other retail n.e.c. - Autres commerces de détail n.c.a.	6.14	6.64	6.62	7.29	7.67	8.09	8.05	8.09	8.39	8.15	8.98	9.24	9.45
	701-761 Finance, insurance & real estate - Finances, assur. & affaires immobilières	7.89	8.45	9.25	8.64	9.41	9.95	10.71	10.55	10.86	11.60	12.58	11.36	13.74
	701-749 Finance & insurance - Intermédiaires financiers et assurances	7.96	8.76	9.61	9.06	9.83	10.19	11.14	11.56	11.10	11.38	12.86	11.83	15.11
	701-709 Deposit accepting intermediaries - Intermédiaires financiers de dépôts	8.76	8.86	9.18	9.52	9.99	10.43	10.83	10.90	11.07	11.35	11.58	11.25	13.23
	701-702 Banks - Banques	9.02	9.13	9.45	9.80	10.30	10.63	11.15	11.26	11.29	11.46	11.88	11.73	11.47
	721-729 Investment intermediaries - Intermédiaires d'investissement	7.87	9.04	10.58	8.13	9.08	8.94	10.80	12.45	10.35	10.86	13.85	11.51	13.29
	751-759 Real estate operators (exc'l developers) - Services immobiliers (sauf lotisseurs)	8.08	7.99	8.89	8.14	8.63	9.76	10.28	8.96	10.24	10.36	10.80	8.92	9.85
	771-779 Comm., business & pers. services - Services 851-999 socio-culturels, comm. et pers.	8.57	8.84	9.00	9.70	10.20	10.92	11.51	11.77	11.53	11.20	12.13	11.96	12.66
	771-779 Business services - Services aux entreprises	7.51	7.78	8.39	9.81	10.48	11.77	12.66	12.43	13.23	12.30	14.35	13.83	15.65
	851-853 Educational services - Services d'enseignement	9.97	9.95	10.14	10.76	11.21	11.35	11.87	12.17	11.91	11.67	13.31	13.39	15.24
	851 Elementary & secondary education - Enseignement élémentaire et secondaire	9.29	9.23	9.20	9.62	9.92	10.05	10.61	10.84	10.58	10.29	13.01	13.27	15.16
	852 Post-second. non-university education - Enseignement postsecondaire non univers.	11.16	11.38	11.52	12.00	12.86	13.09	13.73	14.14	13.79	13.98	13.74	13.63	14.62
	854 Library services - Bibliothèques	10.90	11.83	12.37	12.62	12.50	13.49	13.13	13.01	13.53	11.65	11.52	11.70	9.51
	861-869 Health & social services - Services de soins de santé et services sociaux	12.30	12.54	12.76	13.29	14.08	14.96	15.47	16.32	15.42	14.59	14.86	15.32	15.43
	861 Hospitals - Hôpitaux	13.26	13.59	13.74	14.35	15.54	16.96	17.66	18.60	17.73	16.86	16.66	17.25	17.62
	865 Private practice of physicians, surgeons & dentist - Cabinets privés de médecins chirurgiens, dentistes	13.07	11.34	12.72	13.42	14.74	13.85	12.91	16.19	14.16	12.82	15.68	16.32	15.31
	911-922 Accommodation, food & beverage services - Hébergement et restauration	4.97	5.13	5.38	5.76	6.37	6.93	7.13	7.09	7.34	7.39	7.80	8.21	8.17
	911-914 Accommodation services - Services d'hébergement	5.76	5.94	6.26	6.50	7.05	7.56	7.73	7.68	8.02	8.34	8.90	9.38	8.70
	911 Hotels, motels & tourist courts - Hôtels, motels et camps pour touristes	5.75	5.93	6.25	6.48	7.04	7.55	7.72	7.68	8.03	8.36	8.90	9.38	8.63
	921-922 Food & beverage services - Services de la restauration	4.48	4.58	4.79	5.30	5.87	6.42	6.70	6.75	6.98	6.92	7.26	7.69	7.96
	921 Food services - Services de restauration	4.48	4.57	4.78	5.29	5.86	6.41	6.72	6.77	6.98	6.92	7.25	7.70	8.00
	961-999 Miscellaneous services - Services divers	8.49	8.82	8.49	9.64	9.14	8.75	9.22	9.65	10.28	10.55	12.31	11.71	12.31

Annual Estimates of Employment, Earnings and Hours, 1986-1998, Statistics Canada
Estimations annuelles de l'Emploi, des gains et de la durée du travail, 1986-1998, Statistique Canada

Table 5

Estimates of Average Hourly Earnings, for Employees paid by the Hour, by Industry, Canada, Provinces and Territories.

Tableau 5

Estimations de la rémunération horaire moyenne, pour les salariés rémunérés à l'heure, par industrie, Canada, provinces et territoires

SIC	Industry	DOLLARS												
		1986	1987	1988	1989	1990	1991	1992	1993	1994	1995	1996	1997	1998
1980														
CTI	Industrie													
ALBERTA														
961-969	Amusement & recreational services - Services de divertissements et de loisirs	\$7.53	\$7.72	\$8.08	\$9.23	\$9.66	\$9.91	\$10.09	\$10.35	\$10.36	\$10.01	\$12.18	\$11.51	\$10.30
991-999	Other services - Autres services	9.65	9.97	9.25	10.69	9.70	8.69	9.23	9.20	10.78	11.65	12.59	11.94	13.93
990	Other services n.e.c. - Autres services n.c.a.	10.28	10.48	10.02	11.45	10.27	9.66	10.49	10.59	12.81	13.01	14.32	13.19	14.80
451-484	Service producing industries - Branches productrices de services	9.22	9.31	9.54	10.03	10.47	11.15	11.64	11.87	11.65	11.53	12.30	12.37	12.96
041-999	Industrial aggregate - Ensemble des industries	10.69	10.68	11.02	11.57	12.21	12.80	13.22	13.47	13.39	13.16	13.65	14.21	14.97
BRITISH COLUMBIA COLOMBIE-BRITANNIQUE														
041-051	Logging and forestry - Exploitation forestière et serv. forestiers	18.17	17.86	18.77	19.45	20.10	21.27	20.97	21.96	22.49	23.12	23.96	23.75	24.48
041	Logging - Exploitation forestière	18.26	18.05	19.04	19.60	20.38	21.79	21.57	22.52	23.09	23.84	24.61	24.09	25.11
061-092	Mining (incl. milling), quarrying and oil wells - Mines (y compris broyage), carrières et puits de pétrole	16.85	17.32	19.24	19.43	19.77	21.29	22.54	22.94	22.42	23.66	23.77	23.64	24.89
061-063	Mining - Mines	16.79	17.19	19.31	19.36	19.94	21.75	22.79	23.43	23.39	24.66	25.20	24.82	25.52
061	Metal mines - Mines de métaux	15.32	15.84	18.78	18.40	18.85	21.07	22.52	23.22	23.62	24.68
101-399	Manufacturing - Industries manufacturières	14.48	14.83	14.97	15.78	16.67	17.55	17.65	18.02	18.52	19.34	20.07	20.62	18.88
	Non-durable goods - Biens non durables	14.37	14.64	14.70	15.61	16.37	17.54	17.38	18.02	18.13	18.60	18.72	19.46	17.71
	Durable goods - Biens durables	14.57	14.96	15.14	15.89	16.88	17.55	17.85	18.01	18.77	19.82	20.84	21.24	19.52
101-109	Food - Aliments	13.30	13.53	13.85	14.22	14.83	15.27	14.72	15.66	15.90	15.92	15.67	16.17	14.44
251-259	Wood - Bois	15.78	16.26	16.26	17.25	18.05	18.42	18.09	18.72	19.74	20.92	21.88	22.10	20.03
251	Sawmill, planing mill & shingle mill products - Scieries, ateliers de rabotage et usines de bardeaux	16.05	16.50	16.54	17.56	18.53	18.96	19.42	20.22	21.03	21.92	22.81	22.98	20.80
271-279	Paper & allied products - Papier et produits connexes	17.93	18.70	19.02	20.45	21.30	22.14	22.75	23.21	23.67	24.65	25.05	25.47	24.15
271	Pulp & paper - Pâtes et papiers	18.39	19.14	19.49	20.88	21.82	22.71	23.35	23.71	24.16	25.25	25.68	26.13	24.77
281-284	Printing, publishing & allied ind.- Imprimerie, édition et industries connexes	15.08	15.37	15.94	15.44	15.42	16.74	16.51	17.12	16.59	17.40	17.16	19.71	17.52
281	Commercial printing - Impression commerciale	17.96	16.06	16.77	16.02	15.53	17.00	16.46	16.47	16.17	17.17	16.65	18.45	16.64
401-449	Construction - Construction	15.66	15.30	15.78	16.89	17.65	17.99	18.35	18.38	19.02	20.95	19.71	19.16	20.28
401-402	Bldg, developing & general contracting - Constructeurs, promoteurs et entrep. généraux	12.80	13.34	14.26	15.18	16.44	16.93	16.36	16.57	17.78	20.36	19.30	19.23	19.66
401	Residential building & development - Promotion et construction de bâtiments résidentiels	12.29	12.82	13.70	14.58	15.78	15.53	15.11	15.39	16.43	19.26	18.12	18.05	18.62
411-412	Industrial & heavy (engineering) construction - Constr. lourde et industrielle (génie)	24.00	23.92	24.50	24.38	24.27	22.59	22.96	22.86	22.06	24.27	22.75	21.15	23.21
412	Highway & heavy constr. - Constr. de routes et constr. lourde	22.69	22.47	22.29	22.88	22.09	21.38	22.40	22.32	21.13	24.10	22.75	20.72	22.93
421-429	Trade contracting - Entrepreneurs spécialisés	14.85	14.41	14.61	15.96	16.64	17.29	18.29	18.54	19.18	20.73	19.11	18.57	19.89
441-449	Services incidental to construction - Services relatifs à la construction	14.38	14.72	15.14	16.11	16.55	18.61	16.21	15.64	15.47	16.53	19.33	19.35	18.81
041-449	Goods producing industries - Branches productrices de biens	15.19	15.39	15.73	16.60	17.38	18.22	18.40	18.69	19.20	20.34	20.58	20.82	19.91

Table 5

Estimates of Average Hourly Earnings, for Employees paid by the Hour, by Industry, Canada, Provinces and Territories.

Tableau 5

Estimations de la rémunération horaire moyenne, pour les salariés rémunérés à l'heure, par industrie, Canada, provinces et territoires

SIC 1980 CTI	Industry Industrie	DOLLARS												
		1986	1987	1988	1989	1990	1991	1992	1993	1994	1995	1996	1997	1998
BRITISH COLUMBIA COLOMBIE-BRITANNIQUE														
	451-499 Transportation, storage, comm. & other utilities - Transp., entreposage, comm. et autres services publics	\$16.92	\$16.82	\$15.92	\$16.27	\$17.02	\$18.46	\$19.73	\$20.65	\$20.57	\$21.10	\$20.99	\$21.17	\$21.11
	451-479 Transportation & storage - Transport et entreposage	17.08	16.98	16.07	16.25	17.12	18.90	19.65	20.35	20.09	20.91	20.42	20.52	20.54
	451-459 Transportation - Transport	17.06	17.05	16.14	16.36	17.20	19.02	19.63	20.49	20.12	21.01	20.49	20.52	20.71
	481-499 Communication & other utilities - Communications et autres services publics	16.54	16.48	15.58	16.33	16.84	17.76	19.86	21.17	21.48	21.38	21.74	22.38	22.23
	481-484 Communication - Communications	16.00	15.89	14.98	15.46	15.82	17.04	19.25	20.82	21.26	20.93	20.93	21.61	21.62
	482 Telecommunication carriers - Transmission des télécommunications	16.02	15.83	14.83	15.32	15.74	17.29	19.86	22.00	23.06
	491-499 Other Utilities - Autres services publics	18.51	18.50	17.86	19.65	20.45	20.09	21.69	22.06	22.12	22.90	24.07	24.55	23.97
	491 Electric power systems - Énergie électrique	21.22	21.34	20.57	21.92	22.73	22.34	24.37	24.93	24.98	25.94	26.47	27.19	25.05
	501-692 Trade - Commerce	9.77	9.80	9.96	10.32	10.73	11.40	11.87	12.00	12.37	13.13	13.05	13.28	12.81
	501-599 Wholesale Trade - Commerce de gros	12.29	12.07	11.97	12.79	13.41	13.93	14.17	14.59	14.93	15.33	16.15	15.79	14.48
	561-563 Metals, hardware, plumbing, heating & building materials - Métaux, quincaillerie, matér. de plomberie, de chauffage et de construction	11.41	10.70	11.02	11.22	11.98	13.11	12.52	13.42	14.60	13.93	14.97	14.77	13.48
	563 Lumber & building materials - Bois et matériaux de construction	9.95	9.53	8.51	9.16	10.53	12.26	11.71	12.54	13.27	13.05	14.09	13.90	12.37
	601-692 Retail trade - Commerce de détail	9.30	9.36	9.52	9.79	10.07	10.70	11.27	11.37	11.64	12.54	12.15	12.44	12.25
	601-603 Food, beverage and drug - Aliments, boissons et médicaments	11.48	11.29	11.63	11.78	11.58	12.65	13.13	12.80	13.01	13.82	13.38	13.41	12.88
	601 Food stores - Magasins d'alimentation	12.70	12.07	12.52	12.48	12.13	13.08	13.04	12.44	12.70	13.69	13.12	13.14	11.77
	611-615 Shoe, apparel, fabric & yarn - Chaussures, vêtements, tissus et filés	6.57	6.88	7.14	7.11	7.44	7.67	7.74	8.31	8.82	9.68	9.24	9.41	8.47
	613 Women's clothing stores - Magasins de vêtements pour dames	6.07	6.50	6.78	6.68	7.02	7.25	7.70	8.22	8.62	9.39	8.48	8.85	8.15
	631-639 Auto vehicles, parts & access., sales & serv. - Véhicules autos, pièces & access., vente & serv.	9.52	9.74	9.54	10.14	10.43	10.63	11.19	11.33	12.44	13.49	13.80	14.23	14.22
	641-641 General merchandise stores - Magasins de marchandises diverses	9.46	9.28	9.24	9.46	9.95	10.33	11.14	10.88	10.58	10.77	10.86	10.99	10.73
	651-692 Other retail n.e.c. - Autres commerces de détail n.c.a.	6.62	7.04	7.53	8.11	8.06	8.31	9.25	9.71	9.35	11.05	9.80	10.21	10.08
	701-761 Finance, insurance & real estate - Finances, assur. & affaires immobilières	9.26	9.47	9.72	10.07	10.51	10.85	11.10	12.48	13.15	12.94	13.55	15.60	15.45
	701-749 Finance & insurance - Intermédiaires financiers et assurances	9.30	9.69	9.93	10.10	10.74	11.21	11.22	12.52	13.58	13.60	14.42	16.32	15.93
	701-709 Deposit accepting intermediaries - Intermédiaires financiers de dépôts	9.50	9.18	9.07	9.44	9.84	10.66	11.25	11.63	12.53	12.70	12.30	12.62	14.88
	701-702 Banks - Banques	8.98	8.67	8.57	8.91	9.32	10.20	10.86	11.48	11.43	11.93	12.38	12.72	12.16
	751-759 Real estate operators (exc'l developers) - Services immobiliers (sauf lotisseurs)	9.53	9.25	10.00	10.44	10.00	10.09	11.33	12.20	11.98	11.11	11.55	14.52	13.64
	771-779 Comm., business & pers. services - Services socio-culturels, comm. et pers.	9.95	10.24	10.59	11.55	11.82	12.66	12.99	13.13	13.52	14.33	14.62	14.70	14.48
	771-779 Business services - Services aux entreprises	10.45	10.41	11.98	11.67	12.42	13.54	13.34	12.47	14.04	14.98	14.81	14.75	15.47
	851-853 Educational services - Services d'enseignement	10.60	10.92	11.34	11.97	12.53	13.39	14.01	14.50	14.51	15.27	15.77	14.43	16.26
	851 Elementary & secondary education - Enseignement élémentaire et secondaire	12.04	12.37	13.00	13.67	14.11	14.88	15.54	15.61	15.81	16.56	16.56	14.64	17.01

Annual Estimates of Employment, Earnings and Hours, 1986-1998, Statistics Canada
Estimations annuelles de l'emploi, des gains et de la durée du travail, 1986-1998, Statistique Canada

Table 5

Estimates of Average Hourly Earnings, for Employees paid by the Hour, by Industry, Canada, Provinces and Territories.

Tableau 5

Estimations de la rémunération horaire moyenne, pour les salariés rémunérés à l'heure, par industrie, Canada, provinces et territoires

SIC 1980 CTI	Industry Industrie	DOLLARS												
		1986	1987	1988	1989	1990	1991	1992	1993	1994	1995	1996	1997	1998
BRITISH COLUMBIA COLOMBIE-BRITANNIQUE														
852	Post-second. non-university education - Enseignement postsecondaire non univers.	\$9.54	\$9.60	\$10.10	\$10.73	\$12.19	\$13.98	\$15.92	\$17.16	\$16.67	\$16.03	\$16.79	\$16.23	\$16.97
853	University education - Enseignement universitaire	9.30	9.84	9.81	10.24	10.42	11.07	11.39	12.14	11.98	13.24	13.88	12.88	14.31
854	Library services - Bibliothèques	11.55	17.87	16.42	14.55	15.37	13.56	14.07	14.85	15.14	15.16	15.08	14.19	14.79
861-869	Health & social services - Services de soins de santé et services sociaux	12.23	13.01	13.35	14.31	15.82	16.53	17.51	18.54	19.17	20.03	20.29	20.31	19.35
861	Hospitals - Hôpitaux	13.76	14.97	15.28	16.32	18.04	18.76	20.11	21.13	22.55	23.00	23.45	23.69	21.71
911-922	Accommodation, food & beverage services - Hébergement et restauration	6.91	6.86	6.99	8.22	7.72	8.01	7.97	8.19	8.34	8.67	9.55	9.52	9.13
911-914	Accommodation services - Services d'hébergement	8.45	8.54	8.31	9.51	9.06	9.48	9.55	9.92	9.65	10.54	11.05	11.12	10.60
911	Hotels, motels & tourist courts - Hôtels, motels et camps pour touristes	8.48	8.58	8.44	9.72	9.03	9.50	9.53	10.01	9.71	10.55	11.08	11.18	10.77
921-922	Food & beverage services - Services de la restauration	6.32	6.24	6.51	7.80	7.10	7.41	7.38	7.55	7.80	8.00	8.94	8.91	8.66
921	Food services - Services de restauration	6.01	5.93	6.18	7.41	6.75	7.04	7.33	7.46	7.76	7.97	8.91	8.88	8.66
961-999	Miscellaneous services - Services divers	9.59	9.43	9.71	9.76	10.40	11.12	11.45	11.52	12.08	12.33	12.24	12.37	12.24
961-969	Amusement & recreational services - Services de divertissements et de loisirs	11.03	10.94	10.44	10.23	11.87	11.75	12.32	12.80	12.50	13.24	12.56	11.99	12.09
960	Other amusement & recreational services n.e.c - Autres serv. de divertis. et de loisirs n.c.a.	11.07	11.37	10.83	10.85	12.54	12.74	13.22	14.51	13.71	14.81	14.61	13.05	11.34
451-484	Service producing industries - Branches productrices de services	10.98	11.07	11.22	11.81	12.07	12.92	13.40	13.67	14.14	14.76	14.75	15.02	14.77
041-999	Industrial aggregate - Ensemble des industries	12.37	12.61	12.81	13.57	13.92	14.66	15.05	15.29	15.74	16.45	16.62	16.75	16.34
YUKON														
041-449	Goods producing industries - Branches productrices de biens	15.00	16.34	17.77	18.41	19.47	19.95	21.10	20.89	22.12	22.79	22.30	23.49	20.89
451-499	Transportation, storage, comm. & other utilities - Transp., entreposage, comm. et autres services publics	19.06	19.43	19.21	18.67	11.36	19.29	20.14	19.12	17.31	18.17	18.72	19.88	19.46
501-692	Trade - Commerce	11.61	10.37	9.93	10.54	11.48	12.53	13.21	13.41	13.92	14.16	14.10	14.66	12.91
771-779	Comm., business & pers. services - Services socio-culturels, comm. et pers.	7.93	8.27	8.46	9.10	9.48	10.09	10.58	10.83	11.28	11.98	12.54	13.20	13.00
451-484	Service producing industries - Branches productrices de services	12.47	12.27	12.37	12.27	10.84	13.26	14.03	13.83	13.91	14.45	14.63	15.43	14.59
041-999	Industrial aggregate - Ensemble des industries	13.31	13.50	13.89	14.08	12.82	14.95	16.01	15.49	15.85	16.44	16.60	17.35	15.89
NORTHWEST TERRITORIES TERRITOIRES DU NORD-OUEST														
401-449	Construction - Construction	14.15	14.27	15.04	16.07	16.20	16.20	16.43	16.72	17.49	17.91	17.99	19.57	19.09

Annual Estimates of Employment, Earnings and Hours, 1986-1998, Statistics Canada
Estimations annuelles de l'Emploi, des gains et de la durée du travail, 1986-1998, Statistique Canada

Table 5

Estimates of Average Hourly Earnings, for Employees paid by the Hour, by Industry, Canada, Provinces and Territories.

Tableau 5

Estimations de la rémunération horaire moyenne, pour les salariés rémunérés à l'heure, par industrie, Canada, provinces et territoires

SIC 1980 CTI	Industry Industrie	DOLLARS												
		1986	1987	1988	1989	1990	1991	1992	1993	1994	1995	1996	1997	1998
NORTHWEST TERRITORIES TERRITOIRES DU NORD-OUEST														
041-449	Goods producing industries - Branches													
491-499	productrices de biens	\$18.47	\$18.74	\$20.54	\$22.33	\$23.34	\$22.94	\$21.20	\$21.56	\$21.58	\$22.29	\$22.34	\$23.61	\$22.82
451-499	Transportation, storage, comm. & other utilities - Transp., entreposage, comm. et autres services publics	14.88	15.97	16.18	16.17	14.06	16.96	18.84	17.80	17.71	18.16	19.07	20.18	19.84
501-692	Trade - Commerce	8.15	8.70	8.99	9.59	9.96	10.47	11.01	11.18	11.90	12.35	12.25	13.18	11.53
701-761	Finance, insurance & real estate - Finances, assur. & affaires immobilières	11.94	12.61	14.71	14.93	15.75	15.83	18.23	18.73	17.91	18.25	17.36	18.08	17.14
771-779	Comm., business & pers. services - Services socio-culturels, comm. et pers.	7.72	8.25	9.82	12.34	13.37	15.04	15.76	16.09	15.70	16.10	15.94	17.46	17.56
851-853	Educational services - Services d'enseignement	15.41	13.37	13.96	15.78	18.95	18.82	18.36	19.60	20.23	20.93	19.53	21.48	20.80
861-869	Health & social services - Services de soins de santé et services sociaux	11.49	12.61	15.33	18.05	18.88	20.10	21.06	21.41	19.72	19.66	19.59	22.34	22.37
861	Hospitals - Hôpitaux	12.92	14.01	17.74	20.64	20.71	21.67	22.67	22.97	22.75	25.72	..
911-922	Accommodation, food & beverage services - Hébergement et restauration	4.50	4.43	5.81	8.57	9.26	10.63	10.93	10.87	10.66	10.57	10.85	10.74	9.80
911-914	Accommodation services - Services d'hébergement	3.72	3.60	6.15	8.73	9.41	9.51	9.94	10.14	10.14	10.53	11.95	11.84	10.52
451-484	Service producing industries - Branches													
501-999	productrices de services	9.77	10.04	11.27	12.12	12.34	14.12	15.58	15.60	15.46	15.57	15.73	17.02	16.46
041-999	Industrial aggregate - Ensemble des industries	13.74	13.77	14.91	15.97	16.40	17.41	17.49	17.44	17.46	17.66	17.54	18.81	18.07

Annual Estimates of Employment, Earnings and Hours, 1986-1998, Statistics Canada
Estimations annuelles de l'Emploi, des gains et de la durée du travail, 1986-1998, Statistique Canada

Table 6

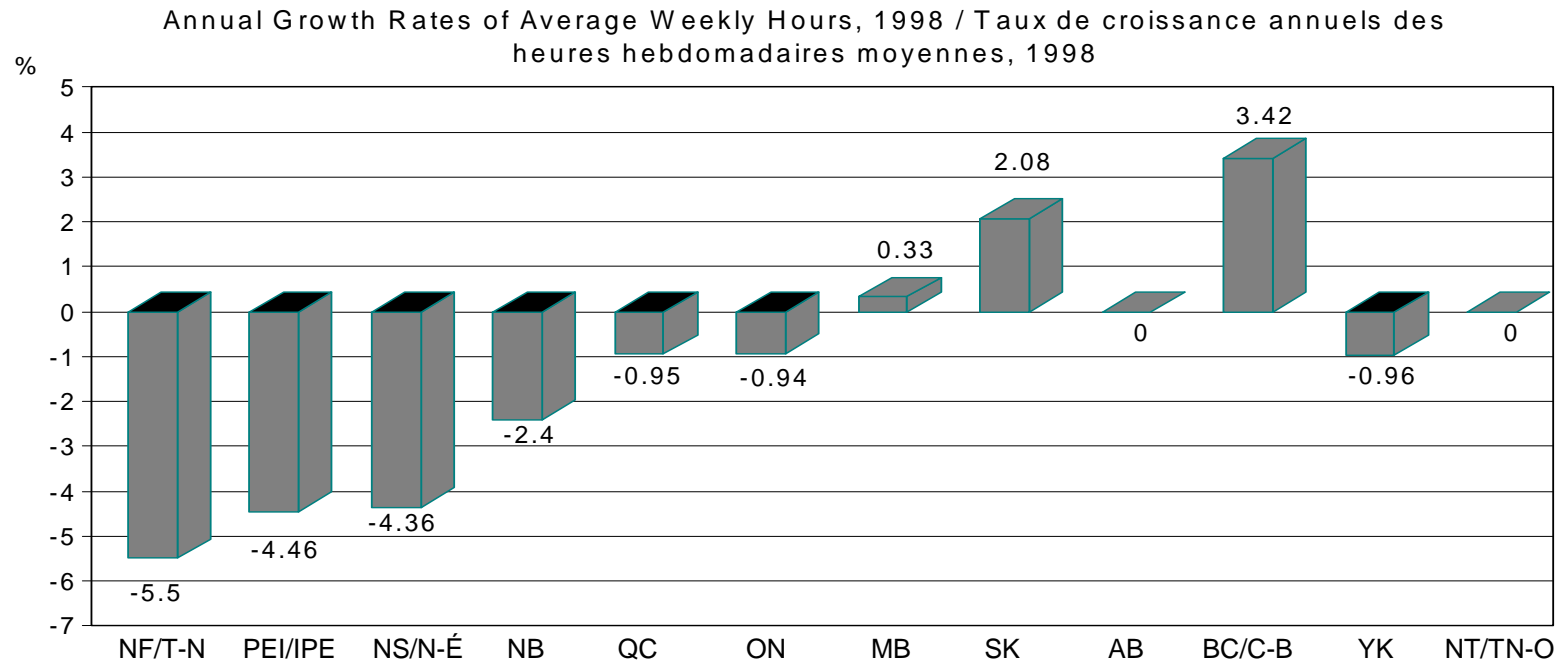
Tableau 6

Estimates of Average Weekly Hours, for Employees paid by the Hour, by industry, Canada, Provinces and Territories.

Estimations des heures hebdomadaires moyennes, pour les salariés rémunérés à l'heure, par industrie, Canada, provinces et territoires.

In 1998, only three provinces recorded annual increases in average weekly hours for employees paid by the hour.

En 1998, seulement trois provinces enregistraient une augmentation des heures hebdomadaires moyennes pour les salariés rémunérés à l'heure.



Canada
Provinces and Territories / Provinces et Territoires

Page
162
170

Table 6

Estimates of Average Weekly Hours, for Employees paid by the Hour, by Industry, Canada, Provinces and Territories.

Tableau 6

Estimations des heures hebdomadaires moyennes, pour les salariés rémunérés à l'heure, par industrie, Canada, provinces et territoires.

SIC 1980 CTI	Industry Industrie	HOURS - HEURES												
		1986	1987	1988	1989	1990	1991	1992	1993	1994	1995	1996	1997	1998
CANADA														
041-051 Logging and forestry - Exploitation forestière et serv. forestiers		38.2	39.3	39.6	40.4	39.4	37.6	37.7	38.8	38.3	39.6	39.7	40.4	39.4
041	Logging - Exploitation forestière	38.3	39.5	40.1	40.9	39.9	38.3	38.6	39.4	38.8	40.1	40.0	40.7	39.4
051	Forestry services - Services forestiers	33.1	34.1	30.9	34.8	35.1	32.7	33.1	34.8	35.1	36.2	37.6	38.9	39.2
061-092 Mining (incl. milling), quarrying and oil wells Mines (y compris broyage), carrières et puits de pétrole		39.6	39.6	40.6	39.6	39.8	39.3	39.6	39.7	39.8	39.8	40.0	42.5	41.4
061-063	Mining - Mines	38.6	39.0	39.9	39.9	40.2	39.8	40.0	39.4	39.7	40.6	40.4	40.9	41.1
061	Metal mines - Mines de métaux	38.2	38.7	39.5	39.7	40.2	39.6	39.8	39.1	39.3	40.4	40.2	40.9	41.3
062	Non-metal mines (except coal) - Mines de minerais non métalliques (sauf le charbon)	37.5	38.4	39.1	39.5	38.8	39.1	39.6	38.8	39.9	40.3	40.0	40.7	39.8
063	Coal mines - Mines de charbon	41.4	40.8	42.4	41.6	42.0	41.2	41.5	41.3	41.2	41.8	41.4	41.1	41.8
071-071	Crude petroleum & natural gas - Pétrole brut et gaz naturel	46.3	45.3	45.3	44.0	45.9	42.3	41.3	39.7	38.4	38.7	42.7	46.8	43.6
081-082	Quarries and sand pits - Carrières et sablières	40.8	41.0	40.9	42.4	40.3	41.6	42.7	41.5	42.6	42.4	39.6	40.7	39.0
081	Stone quarries - Carrières	42.2	38.6	38.8	38.7	38.6	40.8	42.1	41.8	42.5	44.7	41.0	41.6	39.0
082	Sand and gravel pits - Sablières et gravières	39.5	42.8	42.6	45.3	41.5	42.2	43.1	41.3	42.7	41.4	39.0	40.4	39.0
091-092	Services incidental to mineral extraction - Industrie des services miniers	39.2	38.9	40.4	37.1	37.1	37.1	36.9	39.8	39.6	37.9	38.1	43.3	40.8
091	Services incid. to crude petroleum & nat. gas - Services relat. au pétrole brut et au gas nat.	36.9	36.1	37.7	34.8	35.5	35.9	36.3	40.1	39.6	37.0	37.1	43.4	40.6
092	Services incidental to mining - Services relatifs à l'extraction minière	45.1	44.8	46.0	42.3	41.4	41.7	39.7	38.1	39.5	40.1	40.3	43.1	41.3
101-399 Manufacturing - Industries manufacturières		38.4	38.7	38.9	38.7	38.2	37.9	38.3	38.6	38.9	38.5	38.4	39.3	38.6
Non-durable goods - Biens non durables		37.1	37.4	37.7	37.6	37.3	37.1	37.2	37.3	37.2	37.1	36.7	37.3	37.2
Durable goods - Biens durables		39.4	39.8	39.8	39.5	38.9	38.6	39.2	39.7	40.1	39.5	39.6	40.7	39.6
101-109	Food - Aliments	35.8	36.3	36.5	36.3	36.5	36.5	36.7	36.4	36.4	36.6	36.0	36.5	35.9
101	Meat and poultry products - Viande & volaille	37.1	37.8	37.9	36.6	36.6	36.9	38.4	36.7	37.4	37.6	36.4	36.7	36.1
102	Fish products - Transformation du poisson	30.2	32.6	34.0	33.7	33.6	33.2	32.9	31.9	31.8	34.5	33.7	35.1	34.5
103	Fruit & vegetable - Fruits et légumes	35.8	36.7	36.8	36.4	36.9	37.5	36.4	36.6	37.5	36.8	36.5	36.8	36.4
104	Dairy products - Produits laitiers	38.0	38.9	38.7	38.0	37.5	37.4	36.8	37.3	37.0	36.2	36.4	36.4	36.0
105	Flour, cereal & feed - Farine, céréales et aliments pour animaux	38.4	39.5	39.3	39.6	39.9	38.1	39.5	39.0	37.9	38.8	37.2	37.9	37.0
106	Vegetable oil mills (ex. corn oil) - Huiles végétales (sauf l'huile de maïs)	41.7	41.8	41.1	41.7	41.9	42.6	42.1	44.5	42.3	35.9	37.4	38.3	37.3
107	Bakery products - Produits de boulangerie-pâtisserie	34.1	33.1	33.1	33.7	34.3	34.9	34.6	35.4	35.5	35.5	34.9	35.4	35.0
108	Sugar & sugar confectionery - Sucre et confiseries	37.3	37.1	37.1	37.5	38.0	38.0	38.2	39.1	38.8	37.8	37.8	37.7	36.7
109	Other food products - Autres produits alimentaires	38.2	37.8	37.7	37.9	38.8	38.1	37.6	37.7	36.7	35.7	36.6	37.6	36.7
111-114	Beverages - Boissons	37.8	38.5	38.9	38.5	37.5	36.5	36.0	36.0	35.3	34.3	34.9	34.2	37.1
121-122	Tobacco products - Produits du tabac	35.4	34.6	35.6	36.2	35.6	36.1	36.4	35.7	38.5	36.6	37.0	38.4	44.3
151-159	Rubber products - Produits en caoutchouc	39.8	39.5	39.7	39.1	39.0	38.8	39.9	41.5	42.1	41.5	38.8	40.0	41.8
161-169	Plastic products - Produits en matière plastique	36.6	36.4	37.2	36.8	37.9	38.3	38.8	38.9	38.6	38.6	37.5	37.6	37.6
171-171	Leather & allied products - Cuir et produits connexes	39.6	39.3	39.1	38.6	38.5	36.0	36.9	37.3	36.1	36.7	35.3	36.3	36.3
181-183	Primary textiles - Textiles de première transformation	38.7	39.4	39.4	39.3	39.0	39.4	39.9	40.3	40.5	40.9	40.1	40.1	38.3
191-199	Textile products - Produits textiles	36.6	38.1	38.3	37.8	37.1	37.7	38.8	38.8	38.3	38.5	36.8	37.1	37.1
243-249	Clothing - Habillement	36.7	36.7	37.1	37.0	36.1	35.6	35.9	36.2	35.7	35.8	34.8	35.8	36.1

Table 6

Estimates of Average Weekly Hours, for Employees paid by the Hour, by Industry, Canada, Provinces and Territories.

Tableau 6

Estimations des heures hebdomadaires moyennes, pour les salariés rémunérés à l'heure, par industrie, Canada, provinces et territoires.

SIC 1980 CTI	Industry Industrie	HOURS - HEURES												
		1986	1987	1988	1989	1990	1991	1992	1993	1994	1995	1996	1997	1998
CANADA														
243	Men's & boys' clothing - Vêtements pour hommes et garçonnets	38.9	38.3	38.2	38.5	36.9	36.4	36.6	36.9	36.9	35.2	35.1	36.3	36.4
244	Women's clothing - Vêtements pour dames	34.6	34.6	35.2	35.1	33.6	32.6	33.8	33.8	34.4	35.7	34.4	35.9	35.9
245-249	Clothing n.e.c. - Habillement n.c.a.	36.4	37.3	37.8	37.4	37.3	37.2	36.8	37.7	35.6	36.7	34.7	35.2	36.0
251-259	Wood - Bois	37.7	38.4	38.1	38.1	37.3	37.0	37.8	38.0	38.2	37.7	38.1	38.4	39.1
256-259	Wood n.e.c. - Bois n.c.a.	37.7	37.3	37.0	36.8	35.6	37.0	37.9	38.6	37.8	37.3	38.2	38.9	38.5
251	Sawmill, planing mill & shingle mill products - Scieries, ateliers de rabotage et usines de bardeaux	38.3	38.6	38.4	38.1	37.5	36.6	37.7	38.3	38.0	38.1	38.3	38.1	40.0
252	Veneer & plywood - Placages & contreplaqués	37.7	38.0	38.0	38.2	37.6	37.2	37.8	37.8	38.5	37.0	36.9	37.5	39.2
254	Sash, doors & other millwork - Portes, châssis et autres bois travaillés	37.1	38.4	37.9	38.3	37.5	37.7	38.1	37.3	38.6	37.3	37.8	38.8	37.9
261-269	Furniture & fixtures - Meubles et articles d'ameublement	38.6	39.1	38.4	39.0	37.9	38.1	39.5	39.1	38.9	38.8	38.5	39.8	38.4
261	Household furniture - Meubles de maison	38.9	39.1	38.4	38.5	37.3	37.8	39.3	38.8	37.8	37.6	37.9	38.7	37.8
264	Office furniture - Meubles de bureau	40.9	42.2	41.7	41.9	41.0	38.5	39.8	40.4	40.4	41.8	39.5	41.3	39.2
269	Other furniture & fixtures - Autres meubles et articles d'ameublement	35.2	35.2	34.8	37.4	36.3	38.3	39.7	38.6	39.7	38.7	38.5	40.1	38.6
271-279	Paper & allied products - Papier et produits connexes	38.9	39.1	39.5	39.5	39.1	38.9	39.4	39.4	39.8	39.7	39.7	39.9	39.8
271	Pulp & paper - Pâtes et papiers	39.3	39.5	39.9	39.9	39.5	38.9	39.4	39.4	40.0	40.0	40.1	40.1	40.2
272	Asphalt roofing - Papier-toiture asphalté	38.1	40.0	40.2	40.3	40.3	40.1	41.4	41.5	40.8	39.7	40.7	39.9	39.8
273	Paper boxes & bags - Boîtes en carton et sacs en papier	37.2	38.0	37.8	37.4	37.5	38.8	39.3	40.2	40.1	39.6	39.6	40.0	39.1
279	Other converted paper products - Autres produits en papier transformé	38.7	38.7	39.0	39.0	38.7	39.1	39.6	38.4	38.3	38.0	38.0	38.7	39.2
281-284	Printing, publishing & allied ind. - Imprimerie, édition et industries connexes	33.8	34.1	34.3	34.8	33.9	33.5	33.1	34.0	33.8	33.7	34.3	35.5	35.8
281	Commercial printing - Impression commerciale	36.6	37.4	38.3	38.7	37.5	36.7	36.3	37.3	35.9	35.5	35.6	36.5	36.1
282	Platemaking, typesetting & bindery - Clichage, composition et reliure	33.6	32.8	32.9	32.6	33.4	33.6	33.8	35.7	36.0	35.4	35.4	36.5	36.0
283	Publishing - Édition	26.7	26.0	26.1	25.8	25.7	26.9	24.5	24.2	28.5	28.8	32.9	35.0	35.7
284	Combined publishing & printing - Impression et édition combinées	29.4	29.7	29.0	29.3	28.6	29.1	28.6	27.6	29.3	30.0	30.5	32.2	34.7
291-299	Primary metals - Première transformation des métaux	40.2	40.9	40.9	40.4	40.0	39.7	40.3	40.9	41.5	41.7	41.4	42.5	41.2
291	Primary steel - Sidérurgie	40.0	40.5	41.1	40.7	39.9	39.2	39.8	40.8	41.3	41.4	41.0	42.5	41.1
292	Steel pipes & tubes - Tubes et tuyaux d'acier	37.4	39.9	39.8	39.2	40.0	40.6	39.9	40.9	42.6	41.8	42.4	44.3	41.1
294	Iron foundries - Fonderies de fer	42.1	42.8	42.5	40.6	40.4	38.7	42.0	43.2	43.3	42.8	42.1	43.4	40.8
295	Non-ferrous metal smelting & refining - Fonte et affinage des métaux non-ferreux	40.0	40.9	40.3	40.1	40.1	40.2	40.2	40.0	40.6	42.1	42.4	42.8	41.2
296	Aluminum rolling, casting & extruding - Laminage, moulage et ext. de l'aluminium	42.2	42.2	40.9	41.2	41.1	40.6	41.7	41.1	42.3	41.3	40.7	40.9	42.1
297	Copper & alloy rolling, casting & extruding - Laminage, moulage et extrusion du cuivre et de ses alliages	39.8	40.7	39.8	38.9	38.0	38.4	40.1	40.2	41.2	41.5	40.1	41.3	40.3
299	Other metal rolling, casting & extruding - Autre laminage, moulage et extrusion des métaux	41.6	42.1	41.6	40.4	40.9	40.1	41.4	41.9	41.6	40.5	39.7	41.7	40.6
301-309	Fabricated metal products - Fabrication des produits métalliques	39.5	40.2	39.7	39.7	39.0	38.8	39.0	39.5	40.0	39.3	39.3	40.6	39.8
301	Power boilers & heat exchangers - Chaudières à pression et échangeurs de chaleur	38.3	38.2	39.2	39.6	38.9	37.1	39.2	39.6	42.3	41.4	42.1	42.1	40.2
302	Fabricated structural metal products - Éléments de charpentes métalliques	36.9	37.3	38.0	37.8	37.3	37.8	38.4	38.9	39.2	39.2	39.7	40.9	40.1
303	Ornamental & architectural metal products - Produits métalliques d'ornement et d'architecture	40.0	40.9	39.8	40.3	39.1	39.0	37.4	38.0	39.2	36.9	38.8	39.3	38.7
304	Stamped, pressed & coated metal products - Embout., matriçage et revêtement des métaux	39.8	40.3	39.3	39.9	39.8	38.7	39.0	39.3	39.6	39.3	39.1	40.5	39.4

Annual Estimates of Employment, Earnings and Hours, 1986-1998, Statistics Canada
Estimations annuelles de l'Emploi, des gains et de la durée du travail, 1986-1998, Statistique Canada

Table 6

Estimates of Average Weekly Hours, for Employees paid by the Hour, by Industry, Canada, Provinces and Territories.

Tableau 6

Estimations des heures hebdomadaires moyennes, pour les salariés rémunérés à l'heure, par industrie, Canada, provinces et territoires.

SIC	Industry	HOURS - HEURES												
		1986	1987	1988	1989	1990	1991	1992	1993	1994	1995	1996	1997	1998
1980														
CTI	Industrie													
CANADA														
305	Wire & wire products - Fil métallique et ses produits	35.0	36.0	37.4	37.7	36.6	37.5	39.2	39.0	39.0	39.2	39.1	40.5	40.0
306	Hardware, tools & cutlery - Articles de quincaillerie, d'outillage et coutellerie	44.0	45.5	43.8	44.3	43.3	41.4	42.3	42.2	41.8	41.1	40.1	42.0	40.8
307	Heating equipment - Matériel de chauffage	37.5	37.4	37.8	38.6	38.7	38.0	38.6	37.7	36.9	39.1	38.1	39.2	38.5
308	Machine shops - Ateliers d'usinage	38.1	39.5	39.8	38.5	37.4	38.8	37.8	39.3	39.7	39.0	39.0	40.3	39.4
309	Other metal fabricating - Autres produits en métal	41.8	40.1	39.8	38.9	38.8	39.3	38.7	39.5	39.8	38.8	39.3	40.5	39.8
311-319	Machinery (ex. elect. mach.) - Machinerie (sauf électrique)	38.6	39.9	40.1	39.8	39.3	38.4	39.4	40.2	41.1	40.3	39.8	41.2	38.9
311	Agricultural implements - Instruments aratoires	37.1	38.8	39.5	40.0	38.6	36.7	38.8	39.2	39.3	38.1	39.7	39.7	38.1
312	Commercial refrig. & air cond. equip. - Matériel commer. de réfrigération & climatisation	37.9	38.4	38.1	37.4	37.9	37.9	38.7	40.9	42.0	42.0	40.1	39.7	37.4
319	Other machinery & equipment - Autres machineries et équipements	38.7	40.1	40.3	40.0	39.5	38.6	39.5	40.4	41.3	40.5	39.8	41.6	39.1
321-329	Transportation equipment - Matériel de transport	40.8	40.6	41.0	40.2	39.9	39.0	40.1	41.1	41.6	40.9	41.0	42.0	40.3
321	Aircraft & aircraft parts - Aéronefs et pièces d'aéronefs	41.8	41.5	42.6	41.6	40.9	39.2	39.3	39.9	40.9	41.0	41.1	42.5	41.7
323	Motor vehicles - Véhicules automobiles	42.5	41.6	42.0	40.6	40.5	40.0	41.4	42.5	43.2	42.3	42.3	42.8	42.8
324	Truck & bus bodies & trailers - Carrosseries de camions, d'autobus et de remorques	38.1	38.0	38.1	38.4	38.0	37.8	38.3	37.7	37.1	36.9	38.6	39.1	36.5
325	Motor vehicle parts & accessories - Pièces et accessoires pour véhicules automobiles	39.9	40.1	40.5	39.7	39.5	38.3	39.9	41.1	41.7	40.9	40.8	42.3	39.4
326	Railroad rolling stock - Matériel ferroviaire roulant	39.8	39.0	40.0	40.5	39.5	38.9	39.2	40.6	40.9	41.1	40.5	42.3	40.5
327	Shipbuilding & repair - Construction et réparation de navires	40.5	38.8	39.4	38.9	38.5	39.9	40.0	41.9	41.9	39.7	41.5	43.1	..
328	Boatbuilding & repair - Construction et réparation d'embarcations	44.0	45.5	43.4	41.7	40.8	36.5	39.7	37.5	37.6	36.9	..
331-339	Electrical & electronic products - Produits électriques et électroniques	39.1	39.2	39.8	39.2	38.9	38.5	39.1	39.2	39.4	38.5	38.4	40.3	38.8
330	Electrical & electronic products n.e.c. - Produits électriques et électroniques n.e.c.	39.0	39.0	39.3	39.1	39.1	39.3	39.1	39.8	41.6	39.6	39.9	41.1	38.6
332	Major appliances (electric & non-elect.) - Gros appareils (électriques ou non)	38.9	38.2	38.0	37.4	37.0	36.4	38.8	39.6	38.4	37.2	40.1	39.3	38.9
335	Communication & other electronic equip. - Equip. de comm. et autre matériel électronique	40.4	40.8	41.6	39.6	39.2	38.1	38.9	38.1	37.9	37.6	36.8	39.5	38.7
336	Office, store & business machines - Machines pour bureaux, magasins et commerces	35.2	35.3	35.7	37.2	36.7	37.0	37.9	37.3	38.2	38.1	39.1	40.7	39.2
337	Electrical industrial equipment - Matériel électrique d'usage industriel	38.3	38.1	39.5	39.6	39.4	38.8	39.1	40.2	40.4	40.5	39.5	41.1	39.0
338	Communications & energy wire and cable - Fils et câbles électr. et de communication	39.7	41.2	41.7	40.7	39.6	39.5	40.6	41.4	40.4	38.4	39.9	41.9	39.8
351-359	Non-metallic mineral products - Produits minéraux non métalliques	40.3	40.4	40.6	40.6	40.1	39.3	39.4	39.3	39.4	38.9	39.4	40.7	41.6
350	Non-metallic mineral products n.e.c. - Produits minéraux non métalliques n.e.c.	38.5	38.9	39.2	39.8	39.1	38.8	39.1	39.0	39.5	39.1	39.8	41.7	42.2
352	Hydraulic Cement - Ciment hydraulique	39.0	38.6	40.2	41.6	40.5	41.0	41.1	41.1	41.2	41.8	41.2	42.0	45.4
354	Concrete products - Produits en béton	41.0	41.2	40.8	38.8	39.6	40.1	39.7	40.0	39.5	38.4	40.3	40.4	41.1
355	Ready-mix concrete - Béton préparé	42.3	42.3	42.4	43.0	42.0	38.5	38.8	38.6	37.9	39.1	38.2	40.4	41.5
356	Glass & glass products - Verre et articles en verre	41.3	40.9	41.0	41.0	40.2	39.3	39.7	39.5	40.1	38.2	39.2	39.7	40.3
361-369	Refined petroleum & coal products - Produits raffinés du pétrole et du charbon	44.7	47.0	49.2	50.0	50.1	43.7	43.1	45.1	44.5	45.8	45.8	48.1	40.2
361	Refined petroleum products - Produits raffinés du pétrole	45.1	47.5	49.8	50.5	50.8	43.9	43.2	45.3	46.3	48.2	48.1	50.4	40.4
369	Other petroleum & coal products - Autres ind. des prod. du pétrole et du charbon	40.1	42.3	43.5	44.7	43.4	42.0	42.8	44.5	39.3	40.0	38.9	42.6	39.1

Annual Estimates of Employment, Earnings and Hours, 1986-1998, Statistics Canada
Estimations annuelles de l'emploi, des gains et de la durée du travail, 1986-1998, Statistique Canada

Table 6

Estimates of Average Weekly Hours, for Employees paid by the Hour, by Industry, Canada, Provinces and Territories.

Tableau 6

Estimations des heures hebdomadaires moyennes, pour les salariés rémunérés à l'heure, par industrie, Canada, provinces et territoires.

SIC	Industry	HOURS - HEURES												
		1986	1987	1988	1989	1990	1991	1992	1993	1994	1995	1996	1997	1998
1980														
CTI	Industrie													
CANADA														
371-379	Chemical & chemical products - Produits chimiques	40.7	40.7	40.7	40.6	40.1	39.6	39.0	38.9	38.6	38.0	37.9	39.2	38.2
371	Industrial chemicals n.e.c. - Produits chimiques d'usage industriel n.c.a.	42.3	42.8	43.0	43.8	42.3	41.3	40.2	39.6	40.4	40.5	40.0	41.5	38.8
372	Agricultural chemicals - Produits chimiques d'usage agricole	42.7	41.3	40.0	41.1	40.2	40.7	39.4	38.6	38.0	36.9	36.5	38.4	38.3
373	Plastic & synthetic resin - Matières plastiques et résines synthétiques	43.3	44.6	43.0	42.5	42.1	41.7	41.9	40.3	39.8	38.7	38.2	38.8	38.3
374	Pharmaceuticals & medicine - Produits pharmaceutiques et médicaments	37.5	38.0	37.8	38.1	38.5	36.5	36.9	37.4	37.0	36.8	37.3	39.0	38.2
375	Paint & varnish - Peintures et vernis	37.6	37.9	38.2	38.6	38.4	38.2	38.4	39.9	36.9	38.9	37.9	38.3	37.9
376	Soap & cleaning compounds - Savons et composés pour nettoyage	41.3	40.2	40.8	40.3	41.3	40.6	38.0	37.7	37.3	37.2	35.6	37.0	37.6
377	Toilet preparations - Produits de toilette	40.2	40.4	39.8	37.4	35.5	37.8	37.0	36.1	36.1	35.3	36.2	37.7	37.5
379	Other chemical products - Autres produits chimiques	41.2	40.9	41.3	41.3	40.6	40.1	39.6	40.2	39.5	38.3	38.5	39.7	38.3
391-399	Other manufacturing industries - Autres industries manufacturières	37.4	37.5	38.0	37.6	36.9	37.8	37.3	37.3	38.5	37.6	38.1	39.6	37.9
401-449	Construction - Construction	37.7	38.2	38.5	38.2	38.2	37.3	36.8	36.7	37.8	37.3	37.8	38.2	38.0
401-402	Bldg, developing & general contracting - Constructeurs, promoteurs et entrep. généraux	36.8	37.4	37.6	36.8	37.2	36.9	36.2	35.6	37.3	36.3	36.9	37.4	37.9
401	Residential building & development - Promotion et construction de bâtiments résidentiels	35.8	36.5	36.7	35.8	36.1	35.7	35.3	35.2	36.6	35.5	35.6	36.3	36.9
402	Non-residential building & development - Promotion & constr. de bâtiments non résidentiels	38.6	39.3	39.4	38.8	39.5	38.9	38.0	36.5	38.6	38.0	39.5	40.0	39.9
411-412	Industrial & heavy (engineering) construction - Constr. lourde et industrielle (génie)	41.2	42.3	42.9	43.0	43.2	40.7	41.5	42.2	43.2	42.7	42.4	42.4	43.3
411	Industrial const. (other than buildings) - Constr. industrielle (autre que bâtiment)	41.1	42.2	42.8	42.8	43.6	42.6	39.3	41.0	42.3	42.6	43.7	43.7	46.2
412	Highway & heavy constr. - Constr. de routes et constr. lourde	41.2	42.4	43.0	43.1	43.1	40.3	42.1	42.6	43.6	42.8	42.0	41.9	42.4
421-429	Trade contracting - Entrepreneurs spécialisés	37.4	37.7	38.1	37.8	37.5	36.7	35.9	35.9	36.8	36.5	37.1	37.6	36.8
441-449	Services incidental to construction - Services relatifs à la construction	36.9	37.7	36.7	38.1	36.3	34.7	33.2	31.1	34.9	34.1	37.6	38.1	36.2
041-449	Goods producing industries - Branches productrices de biens	38.3	38.7	39.0	38.7	38.4	37.9	38.1	38.3	38.8	38.4	38.4	39.3	38.6
451-499	Transportation, storage, comm. & other utilities - Transp., entreposage, comm. et autres services publics	37.7	37.6	39.1	38.5	37.8	37.6	37.1	36.8	36.8	36.7	36.9	36.6	36.2
451-479	Transportation & storage - Transport et entreposage	38.3	37.7	39.5	38.7	37.3	36.7	36.4	36.2	36.5	36.6	37.0	36.6	36.4
451-459	Transportation - Transport	38.4	37.8	39.6	38.8	37.4	36.7	36.4	36.2	36.4	36.6	37.1	36.6	36.4
451	Air transport - Transport aérien	35.7	38.0	39.5	37.0	32.7	30.3	29.4	29.5	31.0	31.9	34.1	34.4	35.0
452	Services incidental to air transport - Services relatifs au transport aérien	29.3	28.7	34.4	28.4	30.0	30.8	31.9	32.7	30.4	36.5	35.2	32.3	34.2
453	Railway transport & related services - Transport et services ferroviaires	41.5	40.8	42.8	41.9	41.8	41.3	41.7	41.8	42.5	42.9	43.3	43.5	41.2
454	Water transport - Transport par eau	32.9	35.3	38.0	38.3	35.8	35.2	36.1	36.7	37.1	38.7	37.3	38.0	37.1
455	Services incidental to water transport - Services relatifs au transport par eau	40.1	41.4	46.4	46.6	42.6	35.2	34.2	34.9	33.9	32.2	34.5	37.3	36.3
456	Truck transport - Camionnage	36.6	36.6	38.5	37.8	37.0	36.4	35.6	35.5	36.2	36.1	36.3	35.7	36.3
457	Public passenger transit systems - Transport en commun	42.0	40.7	40.4	40.2	36.4	35.8	35.4	34.7	34.4	35.1	35.8	36.1	34.8

Table 6

Estimates of Average Weekly Hours, for Employees paid by the Hour, by Industry, Canada, Provinces and Territories.

SIC	Industry	HOURS - HEURES												
		1986	1987	1988	1989	1990	1991	1992	1993	1994	1995	1996	1997	1998
1980														
CTI	Industrie													
CANADA														
458-459	Transportation n.e.c. - Transport n.c.a.	34.3	35.0	37.3	36.0	36.0	37.2	37.5	37.4	37.6	37.5	36.9	36.0	36.3
461-461	Pipeline transport - Transport par pipelines	36.6	36.0	37.9	36.7	36.2	36.4	37.9	37.7	38.5	39.3	39.3	40.7	40.2
471-479	Storage & warehousing - Entreposage et emmagasinage	34.3	35.1	36.8	34.8	34.2	36.0	36.0	35.6	37.1	36.6	36.3	36.4	36.8
471	Grain elevators - Silos à grain	39.8	40.3	41.1	36.5	35.0	38.0	40.1	38.7	38.9	38.3	37.1	38.4	38.1
479	Other storage & warehousing - Autres entreposage et emmagasinage	31.0	31.7	34.0	34.0	33.9	35.2	34.2	34.9	36.5	36.2	36.1	35.9	36.3
481-499	Communication & other utilities - Communications et autres services publics	36.5	37.3	38.4	38.3	38.7	39.3	38.6	37.8	37.5	36.9	36.6	36.6	35.8
481-484	Communication - Communications	32.6	33.6	35.3	35.7	36.2	37.4	36.2	34.8	34.5	33.9	34.2	34.5	34.5
481	Telecommunication broadcasting - Diffusion des télécommunications	27.3	27.7	29.9	32.7	31.9	32.2	31.9	28.3	29.7	30.6	31.5	32.3	34.0
482	Telecommunication carriers - Transmission des télécommunications	38.2	38.9	40.9	41.5	42.2	41.7	39.4	37.1	37.1	35.9	36.2	36.2	35.0
483	Other telecommunication - Autres télécommunications	25.4	25.5	27.0	30.8	29.3	29.1	31.3	34.3	35.0	32.6	32.3	33.1	32.8
484	Postal & courier service - Services postaux et services de messagers	26.4	27.3	28.2	27.4	27.9	32.0	32.6	33.8	33.1	33.0	33.1	33.8	33.9
491-499	Other Utilities - Autres services publics	40.6	41.0	41.3	40.8	41.2	41.2	40.9	40.6	40.5	40.3	39.5	39.4	38.4
491	Electric power systems - Énergie électrique	41.3	41.8	42.5	42.2	42.1	42.1	41.8	41.6	41.8	41.8	41.1	40.7	40.2
492	Gas distribution systems - Distribution de gaz	38.1	38.8	38.7	38.5	38.3	38.6	38.5	38.7	38.5	37.2	36.0	36.1	35.7
493	Water systems - Distribution d'eau	40.8	40.3	40.4	40.8	41.1	40.8	41.0	40.9	40.1	39.7	38.5	37.6	36.1
499	Other utilities n.e.c. - Autres services publics n.c.a.	38.8	39.4	39.1	37.9	39.7	39.6	38.8	38.1	38.0	38.0	37.0	38.2	35.9
501-692 Trade - Commerce		28.8	28.7	28.5	28.5	28.3	27.7	27.2	27.7	28.1	27.9	28.0	28.1	28.4
501-599	Wholesale Trade - Commerce de gros	36.5	36.1	35.8	35.7	35.1	35.0	34.7	35.2	35.4	35.3	35.9	35.5	35.0
501-501	Farm products - Produits agricoles	32.6	29.6	28.3	33.0	25.3	28.1	27.9	25.7	29.9	32.8	34.9	34.9	33.3
511-511	Petroleum products - Produits pétroliers	37.5	39.4	36.9	37.7	34.2	34.8	34.3	36.6	37.3	36.8	36.9	37.6	36.0
521-524	Food, beverage, drug & tobacco - Produits alimentaires, boissons, médicaments et tabac	34.0	32.9	33.6	33.5	33.6	33.6	33.0	34.2	34.5	34.3	33.9	33.1	33.4
523-524	Drug & tobacco - Médicaments & tabac	32.6	32.4	34.5	34.5	32.9	33.4	34.5	36.1	36.1	33.6	35.0	29.3	32.5
521	Food - Produits alimentaires	34.2	32.9	33.5	33.4	33.7	33.6	32.8	33.9	34.0	34.5	33.5	34.4	33.6
522	Beverages - Boissons	32.5	33.8	33.9	33.0	33.2	33.8	34.8	33.8	36.6	35.4	34.9	35.0	34.2
531-532	Apparel & dry goods - Vêtements et mercerie	32.8	34.7	39.1	39.2	36.5	29.4	32.7	33.8	35.1	34.0	34.9	34.7	32.2
531	Apparel - Vêtements	31.5	33.9	36.3	37.6	35.6	27.1	31.8	33.2	34.3	33.7	34.7	34.5	32.1
532	Dry goods - Tissus et articles de mercerie	35.1	35.6	42.8	41.4	37.6	36.9	37.3	36.8	37.7	35.4	35.9	35.3	32.7
541-543	Household goods - Articles ménagers	40.2	42.9	40.5	36.5	35.5	35.4	34.8	34.7	34.5	34.6	36.4	35.8	32.3
541	Electr. & electronic household appl. & parts - App. ménagers élect. et électroniques et pièces	35.0	34.8	36.1	36.5	31.5	31.7	34.0	31.1	32.8	33.3	36.5	36.0	32.2
542	Household furniture - Meubles de maison	38.9	41.9	37.7	33.9	34.6	33.0	36.6	31.3	36.6	37.3	35.9	34.9	33.5
543	Household furnishings - Accessoires ménagers	41.5	44.6	42.6	36.7	37.4	36.9	34.8	36.5	34.8	34.7	36.4	35.9	32.3
551-552	Motor vehicles, parts & accessories - Véhicules auto., pièces et accessoires	37.7	36.7	36.8	37.8	37.7	37.5	38.5	38.0	37.3	37.2	37.0	36.8	36.5
551	Motor vehicles - Véhicules automobiles	38.6	36.5	36.5	37.9	38.1	35.8	35.9	38.2	36.9	36.3	36.8	36.9	36.7
552	Motor vehicles parts & accessories - Pièces et accessoires de véhicules automobiles	37.0	36.9	37.0	37.7	37.4	38.5	39.6	37.9	37.5	37.7	37.1	36.8	36.4
561-563	Metals, hardware, plumbing, heating & building materials - Métaux, quincaillerie, matér. de plomberie, de chauffage et de construction	36.8	36.0	35.4	35.3	35.3	35.1	34.5	34.7	34.7	34.7	35.0	34.7	34.0
561	Metal & metal products - Métaux et produits en métal	34.5	33.7	34.3	34.3	34.2	37.4	38.0	39.6	39.0	41.0	39.1	38.8	36.5
562	Hardware, plumbing, heating & air cond. equip supplies - Quincaillerie, mat. & fournitures de plomb. chauffage & climatisation	37.9	37.4	35.7	35.9	36.2	35.1	34.4	34.6	34.8	35.0	36.7	36.0	34.8
563	Lumber & building materials - Bois et matériaux de construction	36.7	35.9	35.5	35.3	35.2	34.7	34.1	34.0	33.9	33.5	33.7	33.6	33.1

Annual Estimates of Employment, Earnings and Hours, 1986-1998, Statistics Canada
Estimations annuelles de l'emploi, des gains et de la durée du travail, 1986-1998, Statistique Canada

Table 6

Estimates of Average Weekly Hours, for Employees paid by the Hour, by Industry, Canada, Provinces and Territories.

Tableau 6

Estimations des heures hebdomadaires moyennes, pour les salariés rémunérés à l'heure, par industrie, Canada, provinces et territoires.

SIC 1980 CTI	Industry Industrie	HOURS - HEURES												
		1986	1987	1988	1989	1990	1991	1992	1993	1994	1995	1996	1997	1998
CANADA														
571-579	Machinery, equipment & supplies - Machines, matériel et fournitures	37.9	38.4	37.8	37.9	37.3	36.7	35.9	36.1	36.2	36.1	37.3	36.8	36.6
571	Farm machinery, equipment & supplies - Machines, matériel et fournitures agricoles	36.6	39.6	38.4	39.0	38.6	38.8	36.0	37.0	36.7	36.3	36.5	36.0	37.1
572	Const., forest. & mining mach. equip. & suppl.- Mach., mat. & fourn. (const., forêts, mines)	38.5	38.6	38.9	38.8	38.3	37.8	39.1	40.2	39.9	39.6	39.6	39.3	38.4
573	Industrial machinery, equipment & supplies - Machines, matériel et fournitures industriels	40.8	40.5	40.4	41.0	40.2	36.6	37.2	37.1	36.6	36.5	38.0	37.7	37.6
574	Electrical & electronic mach. equip. & supplies - Machines, matér., fourn. électric. & électro.	42.3	42.3	41.0	40.9	41.1	38.0	35.1	34.0	35.0	35.2	37.1	36.1	34.3
579	Other machinery, equipment & supplies - Autres machines, matériel et fournitures	34.7	34.6	34.1	34.5	33.6	34.4	34.7	34.5	35.2	35.2	36.5	36.2	36.9
591-599	Other wholesale products - Autres produits divers, commerce de gros	36.7	35.9	35.4	34.1	34.7	34.6	35.0	35.4	35.1	35.2	36.1	35.5	34.9
601-692	Retail trade - Commerce de détail	27.2	27.2	27.0	26.8	26.8	26.1	25.6	25.9	26.3	26.0	25.8	26.1	26.5
601-603	Food, beverage and drug - Aliments, boissons et médicaments	26.4	26.2	25.9	25.6	25.9	26.0	24.9	25.0	25.2	24.8	24.9	25.2	25.3
601	Food stores - Magasins d'alimentation	26.5	26.2	26.0	25.7	26.0	26.0	24.5	24.6	24.5	24.1	24.0	24.4	25.3
602	Liquor, wine & beer stores - Magasins de spiritueux, vin et bière	29.1	29.4	28.6	29.4	28.6	27.7	27.1	27.7	28.5	27.7	29.7	29.1	25.9
603	Prescription drugs & patent medicine stores - Mag. de médicaments sur ordonnance & brevétés	24.8	25.2	24.8	24.3	24.7	25.7	26.1	26.0	27.1	27.0	27.0	27.3	25.4
611-615	Shoe, apparel, fabric & yarn - Chaussures, vêtements, tissus et filés	26.0	25.1	24.6	23.7	23.2	23.1	22.6	22.6	23.3	22.9	22.4	22.4	23.2
611	Shoe stores - Magasins de chaussures	28.4	28.0	27.4	27.4	24.4	22.7	22.6	22.3	23.4	21.2	22.2	22.5	23.5
612	Men's clothing stores - Magasins de vêtements pour hommes	27.4	25.0	25.0	22.7	22.3	24.5	23.7	24.6	25.7	25.3	24.7	23.1	25.3
613	Women's clothing stores - Magasins de vêtements pour dames	26.7	25.6	25.0	23.9	23.8	23.0	21.7	21.2	21.9	22.1	21.4	21.2	22.7
614	Clothing stores n.e.c. - Magasins de vêtements n.c.a.	23.5	23.4	22.7	22.6	22.5	22.8	23.4	23.3	23.6	23.7	22.6	23.1	22.9
615	Fabric & yarn stores - Magasins de tissus et de filés	24.4	25.1	24.4	24.0	23.3	22.2	20.3	24.9	25.1	24.0	25.3	25.1	23.6
621-623	Household furniture, appliances & furnishings - Meubles, appareils et accessoires de maison	31.4	31.1	30.0	30.8	29.7	28.4	28.2	28.2	29.0	29.1	28.6	29.0	28.7
621	Household furniture stores - Magasins de meubles de maison	30.5	30.9	30.3	30.7	29.9	29.3	29.1	30.5	29.7	29.9	29.7	29.8	29.4
622	Appliance, TV, radio & stereo stores - Magasins ménagers, tv, radio & appar. stéréo	31.7	31.2	29.6	31.1	29.5	27.7	26.5	26.9	29.1	29.1	28.8	29.0	28.4
623	Household furnishings stores - Magasins d'accessoires d'ameublement	32.2	31.3	30.0	30.6	29.9	28.0	29.3	27.4	27.9	28.2	26.9	28.1	28.2
631-639	Auto vehicles, parts & access., sales & serv. Véhicules autos, pièces & access., vente & serv.	31.0	31.7	32.4	32.9	32.6	32.4	31.7	31.8	32.1	31.9	30.8	31.3	32.5
631	Automobile dealers - Concessionnaires d'automobiles	33.7	34.9	35.5	36.1	36.7	36.9	36.1	36.1	36.0	34.9	34.1	34.9	36.1
632	Recreational vehicle dealers - Marchands de véhicules de loisir	34.7	33.0	34.0	35.4	33.6	32.4	33.7	35.0	33.5	33.8	30.7	31.8	34.5
633	Gasoline service stations - Stations-service	27.8	28.8	29.9	30.2	29.8	29.2	28.4	27.9	28.9	28.9	27.3	26.7	27.0
634	Automotive parts & accessories stores - Mag. de pièces et accessoires pour automobiles	30.1	29.4	28.9	28.5	28.1	28.4	28.6	28.6	29.2	28.8	28.2	28.7	31.5
635	Motor vehicle repair shops - Ateliers de réparation d'automobiles	32.9	34.7	35.5	36.1	35.7	36.8	35.1	35.7	33.7	33.6	31.3	31.5	33.4
639	Other motor vehicle services - Autres services pour automobiles	28.9	30.2	31.1	30.9	30.3	27.9	29.3	27.4	29.3	30.1	28.1	27.3	30.6
641-641	General merchandise stores - Magasins de marchandises diverses	24.4	24.4	24.1	23.3	23.2	21.8	22.1	22.8	23.3	22.8	22.8	23.5	24.2
651-692	Other retail n.e.c. - Autres commerces de détail n.c.a.	26.9	26.5	26.2	26.4	26.2	25.4	24.5	25.5	26.0	25.7	25.6	25.2	24.9

Annual Estimates of Employment, Earnings and Hours, 1986-1998, Statistics Canada
Estimations annuelles de l'emploi, des gains et de la durée du travail, 1986-1998, Statistique Canada

Table 6

Estimates of Average Weekly Hours, for Employees paid by the Hour, by Industry, Canada, Provinces and Territories.

Tableau 6

Estimations des heures hebdomadaires moyennes, pour les salariés rémunérés à l'heure, par industrie, Canada, provinces et territoires.

SIC	Industry	HOURS - HEURES												
		1986	1987	1988	1989	1990	1991	1992	1993	1994	1995	1996	1997	1998
1980														
CTI	Industrie													
CANADA														
701-761	Finance, insurance & real estate - Finances, assur. & affaires immobilières	26.2	26.4	26.4	26.6	27.0	25.2	24.9	25.4	25.9	25.9	26.5	28.5	28.2
701-749	Finance & insurance - Intermédiaires financiers et assurances	24.8	25.1	25.1	25.7	26.4	24.8	24.3	24.6	25.2	25.1	26.3	28.0	28.5
701-709	Deposit accepting intermediaries - Intermédiaires financiers de dépôts	22.5	22.8	23.0	24.0	24.0	23.4	22.5	22.4	23.8	23.8	24.9	26.6	27.5
701-702	Banks - Banques	20.8	21.3	21.3	22.6	22.5	22.0	21.1	21.5	22.4	22.4	23.3	24.3	27.4
703	Trust Companies - Sociétés de fiducie	22.9	23.6	23.4	25.4	24.7	23.5	23.1	22.8	24.3	24.7	26.1	27.6	28.1
705	Credit unions - Caisses d'épargne et de crédit	24.7	24.5	25.3	25.7	26.2	25.4	24.7	23.9	26.1	26.0	27.2	30.3	27.6
711-712	Consumer & business financing intermediaries - Crédit à la consommation et aux entreprises	27.7	24.4	25.8	23.3	25.8	28.7	29.5	29.9	25.9	26.8	26.1	30.1	28.8
721-729	Investment intermediaries - Intermédiaires d'investissement	34.7	34.7	32.4	31.3	34.2	29.9	30.4	30.6	29.5	28.1	28.6	30.3	30.1
731-733	Insurance - Assurances	27.0	27.3	27.8	25.7	28.8	28.4	27.2	29.1	27.3	28.6	29.3	31.1	30.6
741-749	Other financial intermediaries - Autres intermédiaires financiers	21.9	21.6	17.2	20.2	22.9	25.1	24.1	28.5	25.4	26.3	28.9	29.3	31.0
751-761	Real estate operators & insurance agent - Services immobiliers & agences d'assurances	27.9	28.1	28.1	27.9	28.0	25.8	26.1	26.8	27.0	27.2	26.8	29.2	27.6
751-759	Real estate operators (excl developers) - Services immobiliers (sauf lotisseurs)	28.2	28.3	28.6	29.2	28.6	26.9	27.1	27.5	27.6	27.7	26.5	28.7	27.1
761-761	Insurance & real estate agent - Agences d'assur. et agences immobilières	26.7	27.3	26.7	24.0	26.6	24.1	23.4	25.3	26.0	26.4	27.2	29.8	28.2
771-779	Comm., business & pers. services - Services socio-culturels, comm. et pers.	26.5	26.6	26.9	26.4	26.4	26.4	26.2	26.2	26.4	26.4	26.5	26.7	26.8
771-779	Business services - Services aux entreprises	27.8	27.8	28.5	29.0	29.0	29.1	29.6	29.4	29.7	29.9	31.2	31.0	31.8
771	Employment agencies & personnel suppliers - Bureaux de placement et location de pers.	21.0	21.1	21.4	20.5	22.3	23.9	26.5	26.5	27.8	28.6	29.0	29.9	30.6
772	Computer & related services - Services informatiques et services connexes	31.5	32.3	32.3	31.6	28.7	28.6	27.7	29.6	31.3	29.4	32.7	33.1	32.9
773	Accounting & bookkeeping services - Serv. de comptabilité et tenue de livres	28.4	26.3	30.9	31.2	28.4	28.4	25.9	24.4	26.3	25.2	27.8	28.1	30.2
774	Advertising services - Services de publicité	23.5	23.2	26.5	27.7	26.4	25.6	28.4	27.4	27.7	27.3	30.0	29.2	30.0
775	Arch., eng. & other scientific & tech. serv. - Arch., ingénieurs et autres serv. scient. et tech.	31.7	32.3	34.4	37.3	36.7	36.1	35.4	35.6	35.0	33.9	34.8	33.3	36.5
776	Offices of lawyers & notaries - Études d'avocats et de notaires	24.3	22.9	26.0	21.5	27.6	24.4	25.3	25.8	27.1	28.3	31.3	31.3	26.9
777	Management consulting services - Bureaux de conseils en gestion	30.8	32.3	31.2	35.0	31.6	28.5	27.4	29.1	29.3	30.5	32.1	31.7	30.4
779	Other business services - Autres services aux entreprises	28.9	29.1	28.9	28.6	29.2	29.5	30.4	29.9	29.6	30.5	30.7	30.3	31.3
851-859	Educational & related services - Services d'enseignement et services annexes	22.1	26.2	26.0	23.6	22.7	18.9	19.1	19.1	20.3	22.3	19.7	20.5	24.0
851-853	Educational services - Services d'enseignement	33.9	34.3	34.5	34.6	34.6	34.6	34.7	34.5	34.5	34.1	33.2	34.0	34.5
851	Elementary & secondary education - Enseignement élémentaire et secondaire	34.1	34.1	34.4	34.5	34.5	34.6	34.6	34.4	34.3	34.0	33.1	34.2	34.8
852	Post-second. non-university education - Enseignement postsecondaire non univers.	34.1	34.6	34.6	34.5	34.1	33.7	33.6	33.5	33.5	33.7	33.3	33.3	33.2
853	University education - Enseignement universitaire	33.7	34.5	34.6	34.9	35.1	35.1	35.3	35.3	35.2	34.6	33.5	33.6	34.5
854-859	Libraries, museums & other educational serv. - Biblio., musées & autres serv. d'enseignement	22.1	26.2	26.0	23.6	22.7	18.9	19.1	19.1	20.3	22.3	19.7	20.5	24.0
854	Library services - Bibliothèques	20.7	24.7	24.3	21.1	20.3	16.5	17.0	17.4	17.7	18.1	18.6	19.8	23.6
855	Museums & archives - Musées et archives	26.9	31.9	31.7	27.5	25.3	24.3	26.4	24.8	23.4	25.8	21.3	21.9	25.7

Annual Estimates of Employment, Earnings and Hours, 1986-1998, Statistics Canada
Estimations annuelles de l'Emploi, des gains et de la durée du travail, 1986-1998, Statistique Canada

Table 6

Estimates of Average Weekly Hours, for Employees paid by the Hour, by Industry, Canada, Provinces and Territories.

Tableau 6

Estimations des heures hebdomadaires moyennes, pour les salariés rémunérés à l'heure, par industrie, Canada, provinces et territoires.

SIC 1980 CTI	Industry Industrie	HOURS - HEURES												
		1986	1987	1988	1989	1990	1991	1992	1993	1994	1995	1996	1997	1998
CANADA														
859	Other educational services - Autres services d'enseignement	22.2	26.0	25.8	27.5	26.5	20.6	17.8	19.0	23.0	26.4	20.1	20.4	23.5
861-869	Health & social services - Services de soins de santé et services sociaux	28.4	28.4	28.5	28.3	28.1	28.1	28.1	28.0	27.9	27.8	27.5	28.3	28.2
861,862 & 864	Inst. health & soc. serv., in/out social services & institutions - Établ. de santé & serv. soc. en/hors institution	29.0	29.0	29.1	28.8	28.8	28.9	28.9	28.8	28.6	28.6	28.3	29.0	29.0
861	Hospitals - Hôpitaux	30.1	30.2	30.3	30.0	30.0	30.1	30.0	29.9	29.8	30.0	29.9	30.3	30.4
862	Other institutional health & social services - Autres établ. de soins de santé & serv. sociaux	26.5	26.5	26.5	26.1	26.2	26.4	26.9	26.6	26.3	26.2	25.8	26.7	27.2
864	Non-institutional social services - Services sociaux hors institution	26.9	26.9	26.7	26.1	26.5	25.5	25.5	26.1	25.2	25.2	24.9	26.5	25.5
863 & 865-869	Other health & social services n.e.c. - Autres services de soins de santé et sociaux n.c.a.	24.1	24.3	24.8	25.5	24.5	24.5	24.3	24.2	24.7	24.3	25.0	26.3	25.9
863	Non-institutional health services - Services de soins de santé hors institution	32.0	32.2	31.1	32.8	26.9	27.5	28.9	28.3	26.6	25.6	25.8	24.7	25.9
865	Private practice of physicians, surgeons & dentist - Cabinets privés de médecins chirurgiens, dentistes	22.5	23.0	24.5	24.5	24.2	24.0	23.5	24.1	25.3	24.8	25.4	26.6	25.3
866	Offices of other health practitioners - Cabinets d'autres praticiens de la santé	22.6	23.2	23.9	23.9	24.7	24.5	23.6	24.4	23.1	22.3	23.3	24.6	24.3
868	Medical & other health laboratories - Laboratoires médicaux et autre lab. de santé	24.5	24.1	23.5	25.3	26.0	27.4	26.9	26.0	26.6	28.1	28.1	29.7	29.2
869	Health & social service ass'n's & agencies - Assoc. & org. de santé et de services sociaux	23.6	22.7	22.5	22.7	22.2	22.0	22.0	20.6	20.7	21.2	23.0	28.0	27.2
911-922	Accommodation, food & beverage services - Hébergement et restauration	24.0	24.2	24.5	23.5	23.9	23.6	23.5	23.4	24.0	24.2	23.9	23.6	23.2
911-914	Accommodation services - Services d'hébergement	26.6	27.4	27.3	26.5	27.0	27.0	26.8	26.9	27.8	28.2	27.3	27.6	27.1
912-914	Other accommodation services n.e.c. - Autres services d'hébergement n.c.a.	24.3	26.7	33.4	31.3	29.5	29.5	26.6	25.0	29.6	30.4	28.2	28.9	27.6
911	Hotels, motels & tourist courts - Hôtels, motels et camps pour touristes	26.7	27.5	27.0	26.3	26.9	26.8	26.8	27.1	27.6	28.0	27.3	27.5	27.1
921-922	Food & beverage services - Services de la restauration	23.2	23.3	23.6	22.6	22.9	22.5	22.5	22.4	22.9	23.1	22.9	22.5	22.3
921	Food services - Services de restauration	23.2	23.2	23.6	22.6	22.9	22.5	22.2	22.3	22.9	23.1	22.9	22.5	22.3
922	Taverns, bars & night clubs - Tavernes, bars et boîtes de nuit	23.2	23.3	23.7	22.5	22.9	23.1	24.9	23.7	23.9	23.2	23.3	22.6	22.2
961-999	Miscellaneous services - Services divers	26.0	26.3	26.9	26.1	26.0	26.0	24.9	25.6	25.7	25.2	25.6	26.0	25.9
961-969	Amusement & recreational services - Services de divertissements et de loisirs	24.8	24.3	25.8	24.6	24.2	24.1	22.7	22.9	24.0	23.8	24.1	24.9	24.1
960	Other amusement & recreational services n.e.c. - Autres serv. de divertis. et de loisirs n.c.a.	25.8	25.1	26.1	24.8	23.7	23.7	22.8	22.1	23.3	23.8	24.0	24.4	24.0
961	Motion picture, audio & video prod. & distr. - Prod. & distr. films et mat. audiovisuel	17.6	20.7	24.5	21.8	26.7	28.9	27.8	26.3	29.7	27.4	28.9	29.0	27.4
962	Motion picture exhibition - Projection de films cinématographiques	22.6	22.2	21.6	20.6	18.1	16.1	17.1	18.3	18.6	17.5	17.4	18.8	21.0
965	Sports & recreation clubs & services - Clubs sportifs et services de loisir	26.4	25.7	27.0	25.8	25.7	25.4	23.1	25.0	25.2	24.7	24.2	25.4	23.5
971-979	Personal services (excl private households) - Services personnels (excl. ménages)	28.3	28.0	28.0	27.6	28.9	28.4	27.6	28.2	27.1	26.8	25.4	24.6	24.8
971	Barber & beauty shops - Salons de coiffure et salons de beauté	31.5	30.8	30.0	27.8	29.0	29.9	28.3	29.1	27.2	26.3	24.4	23.8	24.0
972	Laundries & cleaners - Serv. de blanchissage et de nettoyage à sec	30.1	31.4	31.0	30.5	33.1	30.9	30.1	31.3	30.0	29.4	27.3	26.2	25.7
973	Funeral services - Pompes funèbres	23.8	27.1	26.7	27.8	24.3	25.1	29.2	27.5	28.5	29.5	28.0	26.8	26.9
979	Other personal & household services - Autres services personnels et domestiques	22.9	22.2	22.8	24.2	23.0	22.0	19.9	20.6	21.3	22.3	22.8	23.0	23.9
982-986	Membership organizations - Associations	17.5	20.0	20.6	20.9	21.5	21.3	20.4	23.4	24.2	24.2	26.9	27.8	26.4

Annual Estimates of Employment, Earnings and Hours, 1986-1998, Statistics Canada
Estimations annuelles de l'emploi, des gains et de la durée du travail, 1986-1998, Statistique Canada

Table 6

Estimates of Average Weekly Hours, for Employees paid by the Hour, by Industry, Canada, Provinces and Territories.

Tableau 6

Estimations des heures hebdomadaires moyennes, pour les salariés rémunérés à l'heure, par industrie, Canada, provinces et territoires.

SIC 1980 CTI	Industry Industrie	HOURS - HEURES												
		1986	1987	1988	1989	1990	1991	1992	1993	1994	1995	1996	1997	1998
CANADA														
991-999	Other services - Autres services	28.6	29.2	29.2	28.2	28.0	28.1	27.5	28.0	27.4	26.3	26.4	26.8	28.0
990	Other services n.e.c. - Autres services n.c.a.	30.6	31.2	31.4	30.0	29.5	29.0	27.4	28.4	27.9	26.4	26.7	26.9	28.9
992	Automobile & truck rental & leasing services - Serv. de location d'automobiles et de camions	38.2	40.4	39.7	37.8	33.4	34.2	33.8	34.6	32.3	30.9	30.3	30.5	30.6
993	Photographers - Photographes	24.7	23.7	25.9	23.7	28.8	26.8	26.4	25.3	25.9	25.0	25.4	26.5	27.8
995	Services to buildings & dwellings - Serv. relatifs aux bâtiments et habitations	24.9	25.1	25.2	24.8	25.2	26.4	27.0	27.0	26.0	25.5	25.0	25.5	25.9
996	Travel services - Services de voyages	30.5	33.4	32.1	30.7	29.3	26.4	27.6	26.8	27.8	26.4	27.6	28.1	29.4
451-484	Service producing industries - Branches													
501-999	productrices de services	28.2	28.1	28.3	28.0	27.9	27.6	27.3	27.4	27.7	27.6	27.6	28.0	28.1
041-999	Industrial aggregate - Ensemble des													
	industries	31.7	31.8	32.1	31.7	31.3	30.8	30.5	30.6	30.9	30.7	30.7	31.3	31.2
NEWFOUNDLAND TERRE-NEUVE														
061-092	Mining (incl. milling), quarrying and oil wells													
	Mines (y compris broyage), carrières et													
	puits de pétrole	39.2	41.3	43.4	42.9	44.1	42.8	42.1	40.4	40.6	39.8	39.1	42.6	42.2
101-399	Manufacturing - Industries manufacturières	32.8	35.8	37.4	37.9	37.2	37.1	36.3	36.4	37.7	37.4	36.9	38.2	36.4
	Non-durable goods - Biens non durables	32.8	35.7	36.8	37.3	36.6	37.0	35.6	35.7	36.4	37.2	36.7	37.5	35.6
	Durable goods - Biens durables	33.4	36.4	40.7	40.4	39.9	38.1	39.1	39.7	41.4	38.0	38.1	41.2	39.4
101-109	Food - Aliments	30.1	33.9	35.3	35.6	35.8	35.3	32.7	32.9	33.3	34.8	34.9	36.5	34.3
102	Fish products - Transformation du poisson	29.5	33.6	35.2	35.3	35.6	35.1	32.1	32.0	32.3	34.2	34.3	36.4	34.1
401-449	Construction - Construction	42.4	42.7	43.5	43.5	42.6	42.3	42.8	43.6	44.3	45.8	45.0	40.1	37.6
401-402	Bldg, developing & general contracting - Constructeurs, promoteurs et entrep. généraux	42.5	42.7	42.9	42.3	41.4	42.2	42.8	43.6	41.6	41.5	45.8
402	Non-residential building & development - Promotion & constr. de bâtiments non résidentiels	39.6	39.7	40.0	39.3	38.8	40.5	43.3	42.1	42.1	45.9	52.0
411-412	Industrial & heavy (engineering) construction - Constr. lourde et industrielle (génie)	53.4	52.1	51.8	51.8	52.6	49.2	50.5	48.4	50.1	49.9	46.7
421-429	Trade contracting - Entrepreneurs spécialisés	38.5	38.6	41.5	42.8	41.2	40.0	40.4	40.0	40.8	41.4	42.1	39.0	37.1
041-449	Goods producing industries - Branches													
491-499	productrices de biens	36.0	38.1	39.7	40.3	39.6	39.5	39.2	39.5	41.0	41.0	40.2	39.4	37.2
451-499	Transportation, storage, comm. & other													
	utilities - Transp., entreposage, comm.													
	et autres services publics	39.4	40.2	41.2	38.8	40.7	40.0	39.8	38.8	41.5	37.7	37.7	37.1	34.8
451-479	Transportation & storage - Transport et entreposage	39.1	40.0	40.9	38.2	40.4	39.6	39.6	38.9	42.0	38.4	38.6	37.8	35.4
481-499	Communication & other utilities - Communications et autres services publics	39.9	40.6	42.6	41.8	42.0	41.6	40.8	38.7	40.0	36.0	36.7	36.5	34.2
491-499	Other Utilities - Autres services publics	43.7	43.6	45.0	44.3	44.3	45.7	43.5	40.1	41.9	36.4	37.8	37.6	34.7
501-692	Trade - Commerce	30.9	32.1	31.8	31.2	31.2	30.3	30.1	30.7	29.6	29.1	28.5	29.6	29.0
501-599	Wholesale Trade - Commerce de gros	36.5	37.8	38.7	37.6	38.1	37.4	37.1	37.1	38.7	40.5	35.8	36.6	34.8
601-692	Retail trade - Commerce de détail	30.1	31.0	30.6	30.2	30.3	29.3	29.1	29.7	28.5	27.6	27.2	27.8	27.9

Annual Estimates of Employment, Earnings and Hours, 1986-1998, Statistics Canada
Estimations annuelles de l'Emploi, des gains et de la durée du travail, 1986-1998, Statistique Canada

Table 6

Estimates of Average Weekly Hours, for Employees paid by the Hour, by Industry, Canada, Provinces and Territories.

Tableau 6

Estimations des heures hebdomadaires moyennes, pour les salariés rémunérés à l'heure, par industrie, Canada, provinces et territoires.

SIC	Industry	HOURS - HEURES												
		1986	1987	1988	1989	1990	1991	1992	1993	1994	1995	1996	1997	1998
1980														
CTI	Industrie													
NEWFOUNDLAND														
TERRE-NEUVE														
601-603	Food, beverage and drug - Aliments, boissons et médicaments	27.7	29.2	29.0	28.3	28.7	29.5	29.1	30.2	27.6	27.2	27.2	28.6	27.9
601	Food stores - Magasins d'alimentation	30.1	30.0	29.6	29.8	29.9	29.8	29.3	30.4	26.9	26.5	26.7	28.4	28.4
611-615	Shoe, apparel, fabric & yarn - Chaussures, vêtements, tissus et filés	28.6	27.6	26.3	27.3	26.8	26.1	24.9	24.9	25.0	22.1	21.3	19.8	21.8
631-639	Auto vehicles, parts & access., sales & serv. Véhicules autos, pièces & access., vente & serv.	35.0	36.0	35.7	35.8	36.3	34.5	34.4	35.8	32.5	31.8	32.1	32.2	31.9
641-641	General merchandise stores - Magasins de marchandises diverses	27.9	28.4	27.5	27.1	26.7	25.4	26.0	25.3	25.8	25.2	23.8	24.3	23.7
651-692	Other retail n.e.c. - Autres commerces de détail n.c.a.	35.5	35.1	35.5	33.9	33.4	30.2	28.7	27.9	28.9	28.8	26.1	24.5	23.6
701-761	Finance, insurance & real estate - Finances, assur. & affaires immobilières	26.6	28.5	28.5	27.6	27.8	28.4	28.3	28.5	28.7	25.8	29.0	29.5	27.1
701-749	Finance & insurance - Intermédiaires financiers et assurances	23.3	27.0	26.3	24.4	23.9	25.1	26.9	26.9	26.6	24.5	27.2	28.6	26.5
701-709	Deposit accepting intermediaries - Intermédiaires financiers de dépôts	22.2	22.8	22.6	21.9	21.0	21.7	23.8	23.7	23.4	23.5	25.3	27.2	25.3
701-702	Banks - Banques	22.0	22.6	22.3	21.6	20.8	21.7	22.0	22.5	22.5	23.2	24.4	24.5	..
771-779	Comm., business & pers. services - Services socio-culturels, comm. et pers.	30.4	33.1	33.2	32.1	32.5	30.9	31.0	31.5	30.8	30.6	30.7	29.6	27.6
771-779	Business services - Services aux entreprises	34.6	37.7	37.3	37.5	37.0	37.5	35.4	37.8	34.8	36.8	33.5	31.2	31.1
851-853	Educational services - Services d'enseignement	29.7	34.5	34.7	34.7	34.9	34.7	35.0	35.0	35.0	34.8	33.0	34.2	35.4
861-869	Health & social services - Services de soins de santé et services sociaux	34.3	34.9	35.2	33.4	33.7	31.9	32.3	33.0	33.1	31.5	31.9	31.3	29.6
861	Hospitals - Hôpitaux	36.8	35.6	36.8	34.8	36.1	33.3	36.3	36.4	36.7	34.7	36.0	33.5	32.6
911-922	Accommodation, food & beverage services - Hébergement et restauration	25.9	29.9	30.4	29.5	29.4	28.6	28.3	28.1	27.5	28.9	27.6	27.5	24.5
911-914	Accommodation services - Services d'hébergement	23.0	33.7	33.9	33.1	33.1	33.0	32.1	31.9	30.6	32.5	30.4	31.9	28.1
921-922	Food & beverage services - Services de la restauration	27.1	28.0	28.6	27.7	27.6	26.8	26.8	26.6	26.1	27.5	26.3	25.7	23.3
921	Food services - Services de restauration	26.8	27.7	28.3	27.4	27.4	26.4	26.7	26.5	25.9	27.4	26.3	25.7	23.3
961-999	Miscellaneous services - Services divers	26.0	32.0	31.3	31.0	32.5	29.8	30.7	31.1	28.8	29.2	31.3	28.7	25.4
451-484	Service producing industries - Branches productrices de services	31.6	33.3	33.3	32.2	32.5	31.4	31.4	31.8	31.1	30.5	30.6	30.4	28.8
041-999	Industrial aggregate - Ensemble des industries	33.3	35.1	35.7	35.1	34.8	33.9	33.6	34.0	33.9	33.4	33.1	32.7	30.9
PRINCE EDWARD ISLAND														
ILE-DU-PRINCE-ÉDOUARD														
101-399	Manufacturing - Industries manufacturières	36.0	39.1	38.9	37.9	37.6	36.9	36.4	35.2	37.5	37.7	36.4	37.5	37.1
	Non-durable goods - Biens non durables	35.6	39.0	38.8	37.5	37.1	36.2	35.6	34.1	36.7	37.1	34.9	36.0	35.5
	Durable goods - Biens durables	37.7	39.5	39.2	39.6	40.2	39.8	39.2	39.4	41.3	40.3	40.7	40.8	40.0
401-449	Construction - Construction	40.4	41.3	41.2	40.4	40.9	40.1	39.4	39.5	40.7	45.5	46.1	39.5	36.9
041-449	Goods producing industries - Branches productrices de biens	37.8	40.0	39.9	38.9	39.2	38.4	37.8	37.2	38.8	41.6	41.4	38.2	37.0

Table 6

Estimates of Average Weekly Hours, for Employees paid by the Hour, by Industry, Canada, Provinces and Territories.

Tableau 6

Estimations des heures hebdomadaires moyennes, pour les salariés rémunérés à l'heure, par industrie, Canada, provinces et territoires.

SIC 1980 CTI	Industry Industrie	HOURS - HEURES												
		1986	1987	1988	1989	1990	1991	1992	1993	1994	1995	1996	1997	1998
PRINCE EDWARD ISLAND ILE-DU-PRINCE-ÉDOUARD														
451-499	Transportation, storage, comm. & other utilities - Transp., entreposage, comm. et autres services publics	39.7	40.1	40.2	39.6	38.8	38.5	40.0	38.1	39.0	38.2	38.2	36.6	36.7
481-499	Communication & other utilities - Communications et autres services publics	40.9	41.1	41.0	40.4	40.4	40.2	40.0	39.6	39.9	40.4	37.7	35.7	34.0
501-692	Trade - Commerce	29.8	30.2	31.1	30.7	30.2	29.0	28.2	29.7	30.4	30.1	29.2	29.6	28.0
601-692	Retail trade - Commerce de détail	29.1	29.0	29.9	29.3	28.8	27.5	26.6	27.9	29.0	28.2	27.5	27.0	26.9
601	Food stores - Magasins d'alimentation	27.5	25.8	27.5	26.4	25.7	26.8	25.5	26.4	27.7	26.4	26.5	26.6	25.7
641-641	General merchandise stores - Magasins de marchandises diverses	29.7	29.7	29.6	28.7	29.6	23.1	21.8	22.5	24.2	24.6	23.1	22.9	24.8
771-779	Comm., business & pers. services - Services socio-culturels, comm. et pers.	26.3	26.0	26.2	24.6	25.0	26.1	25.0	25.8	26.0	26.4	27.2	26.8	25.5
851-853	Educational services - Services d'enseignement	35.6	36.3	37.0	37.3	38.6	38.5	38.1	37.3	36.0	38.5	35.4	35.0	34.3
851	Elementary & secondary education - Enseignement élémentaire et secondaire	36.9	37.2	37.5	38.0	40.8	40.8	39.5	37.0	34.6	..	34.1
861-869	Health & social services - Services de soins de santé et services sociaux	27.3	25.8	25.5	26.3	26.0	27.5	27.9	27.7	27.0	28.2	28.7	28.7	29.0
862	Other institutional health & social services - Autres établ. de soins de santé & serv. sociaux	29.0	28.6	29.6	29.8	25.6	27.3	27.7	26.9	26.0	25.1	26.9	28.8	31.1
451-484	Service producing industries - Branches productrices de services	29.5	29.4	30.0	28.5	28.4	28.4	27.7	28.5	28.8	28.8	29.0	28.8	27.6
041-999	Industrial aggregate - Ensemble des industries	31.8	32.4	32.8	31.5	31.4	31.0	30.4	30.7	31.1	32.0	32.6	31.4	30.0
NOVA SCOTIA NOUVELLE-ÉCOSSE														
061-092	Mining (incl. milling), quarrying and oil wells - Mines (y compris broyage), carrières et puits de pétrole	41.6	42.1	42.3	41.6	42.7	42.2	43.2	43.6	43.4	44.0	41.3	40.6	42.3
061-063	Mining - Mines	40.8	41.3	41.4	40.8	41.9	41.4	42.2	42.5	43.3	42.8	..	40.6	..
063	Coal mines - Mines de charbon	40.6	41.4	41.4	40.0	41.7	41.8	42.5	43.1	43.9	42.1
101-399	Manufacturing - Industries manufacturières	36.1	37.6	38.0	37.7	37.2	36.3	37.0	37.0	37.9	38.1	37.9	39.1	38.3
	Non-durable goods - Biens non durables	36.4	37.8	38.1	37.9	37.3	35.4	36.3	35.9	36.4	37.1	36.4	38.0	37.6
	Durable goods - Biens durables	35.5	37.0	37.6	37.4	36.9	38.3	38.7	39.3	40.7	39.7	40.8	41.1	39.3
101-109	Food - Aliments	31.5	32.7	33.4	32.5	31.7	32.6	33.9	32.5	33.0	33.9	34.8	35.9	35.6
102	Fish products - Transformation du poisson	32.2	33.6	35.3	34.0	31.9	31.5	33.5	30.5	32.2	34.4	34.9	35.9	36.1
271-279	Paper & allied products - Papier et produits connexes	36.9	39.8	40.6	38.8	38.8	39.6	39.7	39.7	40.5	40.6	40.7	41.0	41.0
321-329	Transportation equipment - Matériel de transport	35.2	38.0	38.0	37.3	36.9	37.4	37.8	39.3	39.5	38.9	41.7	41.9	38.5
401-449	Construction - Construction	39.4	39.4	40.6	40.0	40.0	39.6	38.8	39.8	41.3	40.9	40.5	40.0	37.5
401-402	Bldg, developing & general contracting - Constructeurs, promoteurs et entrep. généraux	38.0	38.7	39.4	38.7	39.0	37.3	37.3	39.0	40.2	39.8	40.0	39.2	36.4
401	Residential building & development - Promotion et construction de bâtiments résidentiels	37.8	38.6	39.2	38.5	38.8	37.2	36.8	38.3	40.0	39.7	38.9	38.2	35.7

Annual Estimates of Employment, Earnings and Hours, 1986-1998, Statistics Canada
Estimations annuelles de l'Emploi, des gains et de la durée du travail, 1986-1998, Statistique Canada

Table 6

Estimates of Average Weekly Hours, for Employees paid by the Hour, by Industry, Canada, Provinces and Territories.

Tableau 6

Estimations des heures hebdomadaires moyennes, pour les salariés rémunérés à l'heure, par industrie, Canada, provinces et territoires.

SIC 1980 CTI	Industry Industrie	HOURS - HEURES												
		1986	1987	1988	1989	1990	1991	1992	1993	1994	1995	1996	1997	1998
NOVA SCOTIA NOUVELLE-ÉCOSSE														
411-412	Industrial & heavy (engineering) construction - Constr. lourde et industrielle (génie)	45.7	44.6	45.4	45.3	45.2	44.1	45.4	44.3	45.6	46.4	45.4	44.6	42.1
421-429	Trade contracting - Entrepreneurs spécialisés	38.5	38.7	40.0	39.4	39.4	39.3	37.9	39.0	40.7	40.0	39.9	39.3	36.9
041-449 491-499	Goods producing industries - Branches productrices de biens	37.7	38.5	39.1	38.7	38.5	37.8	38.0	38.4	39.3	39.3	38.9	39.4	38.2
451-499	Transportation, storage, comm. & other utilities - Transp., entreposage, comm. et autres services publics	40.4	40.9	40.5	39.9	38.0	37.5	37.6	38.1	39.5	39.2	38.7	37.1	36.3
451-479	Transportation & storage - Transport et entreposage	40.2	40.8	40.1	39.8	36.8	35.8	35.6	36.6	39.1	39.3	39.2	38.4	38.0
451-459	Transportation - Transport	40.2	40.7	40.0	39.8	36.7	35.7	35.6	36.6	39.1	38.4	38.0
481-499	Communication & other utilities - Communications et autres services publics	40.8	41.0	41.0	40.0	39.4	39.3	39.5	39.7	40.0	39.2	38.2	35.6	33.9
481-484	Communication - Communications	40.7	41.0	41.1	39.9	39.1	39.2	39.2	39.3	39.4	38.8	37.4	35.2	33.8
491-499	Other Utilities - Autres services publics	40.9	40.8	40.9	40.2	40.5	39.7	40.5	41.1	41.9	40.1	39.8	36.3	34.2
491	Electric power systems - Énergie électrique	41.5	41.5	41.7	40.9	41.2	40.2	40.4	41.2	43.0
501-692	Trade - Commerce	29.3	28.7	28.8	28.9	28.9	27.7	28.5	27.9	28.7	28.4	28.3	29.2	28.5
501-599	Wholesale Trade - Commerce de gros	34.5	35.1	37.6	37.9	37.5	37.1	36.8	36.4	35.5	35.2	35.6	38.1	35.6
521-524	Food, beverage, drug & tobacco - Produits alimentaires, boissons, médicaments et tabac	30.6	32.1	35.7	37.4	34.3	35.5	35.4	34.7	32.1	31.7	32.8	36.0	34.4
521	Food - Produits alimentaires	30.1	31.6	35.9	37.4	34.3	35.5	35.4	34.8	32.1	31.5	32.7	35.9	34.4
601-692	Retail trade - Commerce de détail	28.5	27.6	27.4	27.7	27.7	26.6	27.3	26.8	27.5	27.1	26.7	27.0	27.1
601-603	Food, beverage and drug - Aliments, boissons et médicaments	28.6	25.6	25.3	26.1	26.5	25.9	26.6	25.7	26.4	26.1	26.4	27.3	26.6
601	Food stores - Magasins d'alimentation	28.1	25.4	24.6	24.9	26.1	26.3	26.5	25.2	25.3	24.5	25.5	26.9	26.6
611-615	Shoe, apparel, fabric & yarn - Chaussures, vêtements, tissus et filés	24.9	25.5	24.1	24.6	25.2	25.5	24.0	24.2	25.4	23.5	22.1	22.4	22.9
631-639	Auto vehicles, parts & access., sales & serv. Véhicules autos, pièces & access., vente & serv.	33.7	32.9	32.5	32.0	32.9	34.1	34.3	33.3	32.6	33.0	32.0	31.5	32.7
641-641	General merchandise stores - Magasins de marchandises diverses	24.9	25.8	25.4	23.8	23.9	21.5	22.3	22.2	22.5	22.4	22.9	24.0	24.1
651-692	Other retail n.e.c. - Autres commerces de détail n.c.a.	27.0	26.6	25.8	28.6	27.7	26.2	25.9	26.6	29.5	28.3	27.5	26.8	25.3
701-761	Finance, insurance & real estate - Finances, assur. & affaires immobilières	24.9	24.9	25.8	26.7	27.1	26.2	26.0	27.2	28.3	26.9	29.3	29.2	27.5
701-749	Finance & insurance - Intermédiaires financiers et assurances	20.1	21.4	21.4	22.2	24.5	24.4	23.6	25.7	26.7	26.2	27.7	28.0	27.1
701-709	Deposit accepting intermediaries - Intermédiaires financiers de dépôts	19.1	21.2	20.8	21.4	22.7	22.6	22.0	22.4	23.0	23.7	25.5	26.1	26.3
701-702	Banks - Banques	19.5	21.7	21.3	21.9	23.1	22.6	21.6	22.2	22.1	23.3	24.5	25.3	25.9
751-759	Real estate operators (exc'l developers) - Services immobiliers (sauf lotisseurs)	35.5	33.2	33.6	34.7	34.0	31.8	31.1	31.7	32.0	29.2	32.3	31.7	27.3
771-779 851-999	Comm., business & pers. services - Services socio-culturels, comm. et pers.	26.7	27.2	27.5	27.5	27.7	28.3	28.1	28.2	28.3	28.5	28.8	28.6	26.8
771-779	Business services - Services aux entreprises	31.3	29.8	31.7	33.0	32.2	31.7	31.5	32.1	31.8	32.8	33.0	30.6	30.5
851-853	Educational services - Services d'enseignement	33.4	33.8	34.7	34.8	34.2	34.0	33.5	32.4	31.9	31.4	31.5	33.4	33.7
851	Elementary & secondary education - Enseignement élémentaire et secondaire	33.4	33.9	35.1	34.8	34.5	34.0	33.9	33.0	32.0	31.5	32.3	33.9	34.0

Table 6

Estimates of Average Weekly Hours, for Employees paid by the Hour, by Industry, Canada, Provinces and Territories.

Tableau 6

Estimations des heures hebdomadaires moyennes, pour les salariés rémunérés à l'heure, par industrie, Canada, provinces et territoires.

SIC 1980 CTI	Industry Industrie	HOURS - HEURES												
		1986	1987	1988	1989	1990	1991	1992	1993	1994	1995	1996	1997	1998
NOVA SCOTIA NOUVELLE-ÉCOSSE														
853	University education - Enseignement universitaire	32.8	33.3	34.2	34.8	34.3	34.2	33.5	32.3	32.0	31.8	31.2	33.3	33.8
861-869	Health & social services - Services de soins de santé et services sociaux	28.4	28.8	29.3	28.7	29.2	30.3	30.1	30.0	30.1	29.3	29.3	30.0	28.3
861	Hospitals - Hôpitaux	29.1	28.8	29.4	29.2	30.2	31.5	31.8	31.8	31.3	31.5	31.8	31.8	30.8
911-922	Accommodation, food & beverage services - Hébergement et restauration	25.5	26.7	26.9	26.8	25.8	26.0	25.6	25.8	26.6	27.5	26.8	26.7	24.6
911-914	Accommodation services - Services d'hébergement	28.6	28.2	28.0	29.2	29.2	28.4	27.8	29.4	29.7	31.0	29.0	29.5	27.7
911	Hotels, motels & tourist courts - Hôtels, motels et camps pour touristes	28.4	27.8	27.7	28.8	29.1	28.5	28.0	29.4	29.4	30.5	28.3	29.3	27.7
921-922	Food & beverage services - Services de la restauration	24.8	26.3	26.6	26.2	24.8	25.1	24.8	24.7	25.7	26.5	26.2	25.8	23.6
921	Food services - Services de restauration	25.5	27.0	27.3	26.9	25.4	25.5	24.9	24.7	25.5	26.2	25.9	25.5	23.4
961-999	Miscellaneous services - Services divers	24.4	24.6	23.9	24.3	26.1	26.4	25.8	26.1	26.6	27.8	30.5	28.4	25.5
451-484	Service producing industries - Branches productrices de services	29.6	29.6	29.6	29.5	29.3	29.0	29.1	29.0	29.3	29.0	29.2	29.5	28.2
041-999	Industrial aggregate - Ensemble des industries	32.2	32.6	32.8	32.5	32.2	31.6	31.7	31.5	31.9	31.7	31.7	32.1	30.7
NEW BRUNSWICK NOUVEAU-BRUNSWICK														
041-051	Logging and forestry - Exploitation forestière et serv. forestiers	34.4	32.8	39.9	39.2	40.4	40.0	41.1	42.9	43.3	43.0	43.9	43.4	40.4
061-092	Mining (incl. milling), quarrying and oil wells - Mines (y compris broyage), carrières et puits de pétrole	38.6	39.1	39.5	38.0	37.2	37.3	36.2	37.2	38.3	37.4	37.2	38.0	39.1
101-399	Manufacturing - Industries manufacturières	38.4	38.8	39.2	39.5	39.1	38.3	38.5	38.8	39.3	39.7	39.0	39.8	38.6
	Non-durable goods - Biens non durables	37.5	37.6	37.8	38.5	38.1	37.5	37.7	37.8	38.1	39.3	38.0	38.8	37.4
	Durable goods - Biens durables	40.2	40.9	41.5	40.8	40.6	39.7	40.0	40.3	41.4	40.3	40.5	41.5	40.3
101-109	Food - Aliments	34.3	35.0	35.2	36.4	36.5	35.8	36.5	36.8	36.7	38.3	35.8	36.2	35.0
251-259	Wood - Bois	38.7	40.5	40.8	40.5	40.9	40.8	40.9	41.9	41.7	40.4	41.0	41.7	40.5
251	Sawmill, planing mill & shingle mill products - Scieries, ateliers de rabotage et usines de bardeaux	39.6	42.6	43.6	43.2	43.6	42.0	43.4	43.4	42.1	42.2	41.4	42.0	40.9
271-279	Paper & allied products - Papier et produits connexes	43.7	43.3	43.2	43.5	43.7	42.3	41.2	41.8	42.2	43.0	42.5	42.3	40.9
271	Pulp & paper - Pâtes et papiers	44.1	43.7	44.0	43.8	44.1	42.2	41.4	42.0	42.7	43.3	43.0	43.1	41.7
401-449	Construction - Construction	38.8	39.0	39.6	39.9	40.3	40.6	39.8	40.4	42.0	41.6	40.7	39.9	37.4
401	Residential building & development - Promotion et construction de bâtiments résidentiels	35.2	34.6	36.5	35.5	38.0	36.6	38.2	39.2	40.9	39.9	39.1	38.2	35.6
421-429	Trade contracting - Entrepreneurs spécialisés	37.1	37.8	38.7	38.9	38.9	40.0	38.7	39.4	40.8	41.3	40.3	39.7	36.1
041-449	Goods producing industries - Branches productrices de biens	38.2	38.5	39.3	39.5	39.4	39.0	38.8	39.4	40.1	40.2	39.6	39.9	38.5
451-499	Transportation, storage, comm. & other utilities - Transp., entreposage, comm. et autres services publics	39.5	39.4	40.1	40.6	39.4	40.3	38.4	39.0	41.1	38.4	40.1	38.9	39.1

Annual Estimates of Employment, Earnings and Hours, 1986-1998, Statistics Canada
Estimations annuelles de l'Emploi, des gains et de la durée du travail, 1986-1998, Statistique Canada

Table 6

Estimates of Average Weekly Hours, for Employees paid by the Hour, by Industry, Canada, Provinces and Territories.

Tableau 6

Estimations des heures hebdomadaires moyennes, pour les salariés rémunérés à l'heure, par industrie, Canada, provinces et territoires.

SIC 1980 CTI	Industry Industrie	HOURS - HEURES												
		1986	1987	1988	1989	1990	1991	1992	1993	1994	1995	1996	1997	1998
NEW BRUNSWICK NOUVEAU-BRUNSWICK														
451-479	Transportation & storage - Transport et entreposage	39.8	39.4	40.1	40.5	39.5	39.7	39.2	39.2	42.7	39.1	41.4	39.1	40.4
451-459	Transportation - Transport	39.9	39.6	40.2	40.6	39.7	39.9	39.3	39.3	42.7	39.1	41.4	39.1	40.4
481-499	Communication & other utilities - Communications et autres services publics	38.2	39.5	40.0	40.7	39.1	41.6	36.5	38.5	36.8	36.4	35.7	38.4	36.2
501-692 Trade - Commerce														
501-599	Wholesale Trade - Commerce de gros	35.8	36.4	37.1	36.2	36.8	37.8	37.4	37.7	38.2	37.3	38.2	38.9	35.5
601-692	Retail trade - Commerce de détail	29.0	29.4	29.2	29.1	28.3	27.1	26.9	27.5	28.2	27.7	27.5	27.8	27.3
601-603	Food, beverage and drug - Aliments, boissons et médicaments	27.9	28.0	26.9	27.0	26.3	26.5	25.9	26.5	27.8	26.9	27.3	28.1	26.1
601	Food stores - Magasins d'alimentation	27.5	28.0	26.9	26.8	25.9	26.1	25.8	26.7	27.7	26.4	26.6	27.7	26.0
611-615	Shoe, apparel, fabric & yarn - Chaussures, vêtements, tissus et filés	30.6	30.1	27.4	28.5	28.3	24.6	23.7	25.2	24.2	23.9	22.4	21.9	22.6
631-639	Auto vehicles, parts & access., sales & serv. - Véhicules autos, pièces & access., vente & serv.	33.1	34.1	34.8	35.2	33.2	35.4	34.1	34.7	32.4	32.1	31.9	31.9	33.1
641-641	General merchandise stores - Magasins de marchandises diverses	26.1	25.9	25.4	24.2	24.3	21.8	21.7	23.5	24.9	24.4	24.4	25.4	24.1
651-692	Other retail n.e.c. - Autres commerces de détail n.c.a.	29.1	29.9	31.9	31.3	30.3	27.7	28.5	25.6	29.2	28.2	26.6	25.8	25.7
701-761 Finance, insurance & real estate - Finances, assur. & affaires immobilières														
701-749	Finance & insurance - Intermédiaires financiers et assurances	29.1	28.5	28.6	28.2	27.9	25.7	25.7	27.9	27.5	27.0	27.5	28.4	27.4
701-709	Deposit accepting intermediaries - Intermédiaires financiers de dépôts	24.6	23.8	25.0	23.5	23.4	22.0	20.7	23.0	22.1	22.7	24.7	27.2	27.1
751-759	Real estate operators (exc'l developers) - Services immobiliers (sauf lotisseurs)	29.5	30.9	28.0	32.7	30.8	32.2	32.6	30.1	28.9	26.8	31.9	31.5	27.1
771-779 Comm., business & pers. services - Services 851-999 socio-culturels, comm. et pers.														
771-779	Business services - Services aux entreprises	37.3	34.3	35.7	36.2	33.3	31.5	31.3	31.3	30.9	31.6	32.2	30.1	30.7
851-853	Educational services - Services d'enseignement	39.0	39.1	38.8	38.8	38.3	38.1	37.2	35.1	35.2	35.8	34.3	33.8	34.4
851	Elementary & secondary education - Enseignement élémentaire et secondaire	40.1	40.1	40.2	40.2	40.1	40.0	38.3	35.0	35.0	35.0	35.0	35.0	34.1
861-869	Health & social services - Services de soins de santé et services sociaux	32.5	32.2	33.0	33.2	33.7	34.2	33.4	33.5	33.2	33.1	30.9	31.6	30.8
861	Hospitals - Hôpitaux	33.8	33.8	35.1	34.7	35.2	37.3	36.9	36.9	36.8	35.5	33.4	33.5	34.6
911-922	Accommodation, food & beverage services - Hébergement et restauration	24.0	25.4	25.2	25.7	25.1	25.1	25.5	25.3	27.0	26.2	26.2	27.3	24.3
911-914	Accommodation services - Services d'hébergement	27.8	27.1	27.2	28.5	28.6	28.5	29.2	27.4	30.0	29.2	29.2	30.0	27.4
921-922	Food & beverage services - Services de la restauration	23.3	25.0	24.8	25.0	24.2	24.3	24.4	24.8	26.2	25.3	25.3	26.3	23.3
921	Food services - Services de restauration	23.4	25.2	24.9	25.2	24.4	24.6	24.7	24.9	26.4	25.5	25.4	26.5	23.4
961-999	Miscellaneous services - Services divers	32.8	29.8	28.0	28.2	25.7	27.7	27.2	29.1	27.1	28.0	31.8	28.9	26.4
451-484 Service producing industries - Branches 501-999 productrices de services														
31.2		31.0	31.1	31.2	30.8	30.7	30.4	30.7	30.9	30.4	30.5	30.7	30.2	
041-999 Industrial aggregate - Ensemble des industries														
33.4		33.5	33.9	34.0	33.6	33.3	33.0	33.3	33.5	33.1	32.9	33.3	32.5	

Annual Estimates of Employment, Earnings and Hours, 1986-1998, Statistics Canada
Estimations annuelles de l'emploi, des gains et de la durée du travail, 1986-1998, Statistique Canada

Table 6

Estimates of Average Weekly Hours, for Employees paid by the Hour, by Industry, Canada, Provinces and Territories.

Tableau 6

Estimations des heures hebdomadaires moyennes, pour les salariés rémunérés à l'heure, par industrie, Canada, provinces et territoires.

SIC	Industry	HOURS - HEURES												
		1986	1987	1988	1989	1990	1991	1992	1993	1994	1995	1996	1997	1998
1980														
CTI	Industrie													
QUÉBEC														
041-051	Logging and forestry - Exploitation forestière et serv. forestiers	42.5	40.7	41.6	43.2	42.1	40.8	41.4	41.0	36.5	40.9	40.5	39.2	39.0
061-092	Mining (incl. milling), quarrying and oil wells Mines (y compris broyage), carrières et puits de pétrole	39.1	37.9	39.9	39.7	39.5	39.2	39.5	38.6	39.7	40.1	40.8	40.9	39.9
061-063	Mining - Mines	35.2	36.4	38.3	39.1	38.3	38.8	39.0	38.2	39.0	39.4	40.8	40.9	40.2
061	Metal mines - Mines de métaux	35.1	36.1	38.0	39.0	38.3	38.1	38.1	37.1	38.8	38.9	40.7	41.0	40.2
062	Non-metal mines (except coal) - Mines de minerais non métalliques (sauf le charbon)	35.4	37.1	39.1	39.4	38.2	40.5	41.0	40.5	39.5
091-092	Services incidental to mineral extraction - Industrie des services miniers	47.5	45.6	53.9	47.5	39.8	40.6	38.2	38.6	37.6	39.7	40.9	42.5	40.8
092	Services incidental to mining - Services relatifs à l'extraction minière	47.2	45.4	53.6	47.4	39.7	40.4	37.8	38.3	37.6
101-399	Manufacturing - Industries manufacturières	38.0	38.6	38.9	38.8	38.4	38.0	38.3	38.5	38.3	38.1	37.6	38.4	37.7
	Non-durable goods - Biens non durables	37.2	37.6	38.2	38.1	37.8	37.3	37.5	37.6	36.9	37.1	36.3	37.6	37.0
	Durable goods - Biens durables	38.9	39.7	39.7	39.5	39.2	38.9	39.1	39.5	39.9	39.1	38.9	39.2	38.3
101-109	Food - Aliments	37.6	37.9	37.8	38.1	37.9	37.8	37.4	37.3	36.8	37.2	36.7	37.8	36.3
243-249	Clothing - Habillement	38.0	38.1	38.6	38.6	37.1	35.7	35.6	35.8	35.0	35.2	34.3	36.2	35.9
243	Men's & boys' clothing - Vêtements pour hommes et garçons	43.1	41.4	41.3	41.4	38.0	36.2	36.4	37.1	36.5	34.2	34.5	36.8	36.2
244	Women's clothing - Vêtements pour dames	34.1	35.0	35.8	35.6	34.0	33.0	33.3	32.7	33.3	34.7	34.2	36.3	35.7
245-249	Clothing n.e.c. - Habillement n.c.a.	37.3	38.4	39.0	38.6	38.5	37.1	36.4	37.4	35.2	36.7	34.3	35.5	35.8
251-259	Wood - Bois	38.4	39.6	39.2	38.8	38.7	39.3	39.3	38.7	39.7	39.3	39.0	38.7	37.6
251	Sawmill, planing mill & shingle mill products - Scieries, ateliers de rabotage et usines de bardeaux	42.3	42.4	42.7	42.0	40.6	40.7	40.6	41.1	40.3	40.6	39.5	39.1	38.2
254	Sash, doors & other millwork - Portes, châssis et autres bois travaillés	35.3	37.9	36.8	37.1	37.0	38.6	37.5	35.1	38.9	37.6	38.2	38.3	36.7
261-269	Furniture & fixtures - Meubles et articles d'ameublement	38.7	40.0	39.7	39.8	38.3	38.2	39.1	38.9	38.1	38.3	38.4	37.9	37.2
261	Household furniture - Meubles de maison	39.2	40.6	40.4	40.4	38.9	38.7	39.2	38.8	37.6	38.2	38.5	37.9	37.2
271-279	Paper & allied products - Papier et produits connexes	39.6	39.8	40.1	40.0	39.3	38.8	39.1	38.5	38.8	38.4	38.1	38.9	39.3
271	Pulp & paper - Pâtes et papiers	39.4	39.7	40.1	40.1	39.4	38.6	38.7	38.3	38.6	37.8	37.8	38.3	39.0
281-284	Printing, publishing & allied ind.- Imprimerie, édition et industries connexes	33.1	34.3	35.4	34.9	35.2	34.4	34.0	35.7	33.8	34.7	34.6	36.8	35.9
281	Commercial printing - Impression commerciale	34.7	36.9	38.5	37.8	38.3	37.3	37.2	38.2	35.5	35.4	35.4	37.2	36.0
291-299	Primary metals - Première transformation des métaux	38.8	40.3	40.0	39.7	39.9	40.3	40.1	40.4	40.8	40.5	40.4	41.0	40.6
295	Non-ferrous metal smelting & refining - Fonte et affinage des métaux non-ferreux	38.4	40.5	39.8	40.1	40.5	41.9	40.2	40.8	41.3	41.0	41.8	43.8	41.5
301-309	Fabricated metal products - Fabrication des produits métalliques	39.4	39.8	39.9	39.5	39.5	38.5	38.7	38.9	39.6	39.3	38.7	38.9	38.0
308	Machine shops - Ateliers d'usinage	43.2	43.0	44.8	45.0	42.7	40.5	38.3	39.7	39.5	38.7	38.2	38.1	37.1
321-329	Transportation equipment - Matériel de transport	40.0	40.5	40.1	40.1	39.7	40.0	40.8	41.5	41.8	40.5	40.4	40.6	40.1
321	Aircraft & aircraft parts - Aéronefs et pièces d'aéronefs	42.1	42.4	42.1	42.5	41.4	40.0	40.8	41.1	41.9	41.5	41.4	42.3	43.2
323	Motor vehicles - Véhicules automobiles	39.6	41.1	40.2	40.0	38.6	38.6	39.2	43.1	44.1	41.7	42.3	41.9	41.4
331-339	Electrical & electronic products - Produits électriques et électroniques	40.2	40.3	41.3	40.8	39.6	38.9	39.3	38.9	38.8	38.1	37.1	38.7	37.8
335	Communication & other electronic equip. - Equip. de comm. et autre matériel électronique	40.0	40.5	42.8	41.0	39.0	37.6	38.8	38.8	37.3	37.6	36.0	38.7	37.6
391-399	Other manufacturing industries Autres industries manufacturières	35.1	35.2	35.7	36.1	35.9	38.0	36.7	37.4	38.6	36.6	37.3	38.3	36.6

Table 6

Estimates of Average Weekly Hours, for Employees paid by the Hour, by Industry, Canada, Provinces and Territories.

Tableau 6

Estimations des heures hebdomadaires moyennes, pour les salariés rémunérés à l'heure, par industrie, Canada, provinces et territoires.

SIC 1980 CTI	Industry Industrie	HOURS - HEURES												
		1986	1987	1988	1989	1990	1991	1992	1993	1994	1995	1996	1997	1998
QUÉBEC														
401-449	Construction - Construction	37.6	38.3	38.0	38.1	37.8	38.1	37.3	36.7	38.0	36.9	36.9	36.6	37.8
401-402	Bldg, developing & general contracting - Constructeurs, promoteurs et entrep. généraux	37.0	37.2	36.6	35.8	36.4	38.0	36.6	36.4	37.0	36.2	35.8	36.2	38.1
401	Residential building & development - Promotion et construction de bâtiments résidentiels	35.4	35.6	35.0	34.2	34.9	36.9	35.1	34.8	36.1	34.9	34.9	35.5	37.4
402	Non-residential building & development - Promotion & constr. de bâtiments non résidentiels	39.4	39.6	39.0	38.1	38.5	39.5	40.1	39.8	38.7	38.4	37.6	38.0	39.7
411-412	Industrial & heavy (engineering) construction - Constr. lourde et industrielle (génie)	39.8	42.1	42.0	42.4	42.7	41.5	42.8	43.4	43.4	41.5	39.7	37.7	42.7
412	Highway & heavy constr. - Constr. de routes et constr. lourde	38.7	40.9	40.8	41.1	41.4	38.2	42.4	43.4	43.1	40.9	38.9	37.4	42.1
421-429	Trade contracting - Entrepreneurs spécialisés	37.5	38.0	38.0	38.2	37.6	37.5	36.6	35.8	37.5	36.4	36.9	36.7	36.8
041-449	Goods producing industries - Branches													
491-499	productrices de biens	38.0	38.6	38.9	38.8	38.4	38.2	38.3	38.3	38.4	38.1	37.6	38.2	37.8
451-499	Transportation, storage, comm. & other													
	utilities - Transp., entreposage, comm.													
	et autres services publics	37.4	37.2	37.8	36.4	36.3	37.3	35.9	35.9	36.5	36.4	36.2	37.4	36.0
451-479	Transportation & storage - Transport et entreposage	37.1	36.4	37.3	35.8	36.0	37.0	35.2	35.2	35.9	36.1	35.9	37.8	35.5
451-459	Transportation - Transport	37.2	36.4	37.3	35.8	36.1	37.0	35.2	35.2	35.8	36.0	35.8	37.8	35.5
456	Truck transport - Camionnage	34.7	36.1	37.4	33.2	33.6	37.6	34.1	35.4	36.1	37.7	35.6	36.1	35.7
457	Public passenger transit systems - Transport en commun	30.4	31.4	29.6	31.8	33.3	31.8	33.1	32.5	32.2	32.8	34.3	40.0	34.2
481-499	Communication & other utilities - Communications et autres services publics	38.0	38.9	38.9	37.7	37.0	37.9	37.4	37.4	37.8	37.1	36.8	36.6	37.0
481-484	Communication - Communications	34.4	34.4	34.1	32.6	32.0	33.5	32.6	33.6	33.5	33.0	35.1	35.4	34.7
482	Telecommunication carriers - Transmission des télécommunications	36.2	36.2	36.3	35.3	34.6	35.6	33.7	35.6	35.5	34.7	37.5	38.4	35.6
484	Postal & courier service - Services postaux et services de messagers	39.0	39.9	39.0	34.3	31.1	34.5	34.7	35.1	33.3	33.5	33.8	35.1	34.5
491-499	Other Utilities - Autres services publics	40.5	41.6	41.7	40.4	40.5	40.7	40.5	39.9	41.2	40.1	38.8	38.2	41.0
491	Electric power systems - Énergie électrique	42.9	44.1	45.5	43.1	41.8	42.5	42.0	42.2	42.6	41.7	40.3	39.4	43.7
501-692	Trade - Commerce	30.1	29.9	30.0	30.3	30.3	29.4	29.2	29.6	29.6	29.7	29.3	29.6	29.0
501-599	Wholesale Trade - Commerce de gros	38.3	38.1	38.1	37.1	36.3	36.4	36.1	36.7	36.1	36.5	35.0	34.8	34.9
521-524	Food, beverage, drug & tobacco - Produits alimentaires, boissons, médicaments et tabac	42.7	37.4	38.9	37.4	36.4	34.9	35.9	35.0	34.2	36.1	34.3	33.2	33.5
521	Food - Produits alimentaires	46.4	39.4	40.5	38.6	38.3	36.0	36.1	34.4	34.0	37.0	34.6	32.5	33.0
561-563	Metals, hardware, plumbing, heating & building materials - Métaux, quincaillerie, matér. de plomberie, de chauffage et de construction	38.7	39.0	35.9	36.0	37.0	37.2	36.1	37.2	36.4	35.7	34.8	34.7	34.4
563	Lumber & building materials - Bois et matériaux de construction	34.8	37.4	34.8	34.6	36.0	36.1	35.3	36.9	36.4	35.1	34.0	34.3	33.9
571-579	Machinery, equipment & supplies - Machines, matériel et fournitures	38.4	39.3	38.6	37.4	36.8	36.3	36.0	37.6	36.4	37.5	35.5	35.4	36.6
573	Industrial machinery, equipment & supplies - Machines, matériel et fournitures industriels	43.3	47.2	47.1	46.1	45.4	38.6	36.5	39.2	36.0	37.9	36.0	35.7	37.8
574	Electrical & electronic mach. equip. & supplies - Machines, matér., fournit. électric. & électro.	51.0	52.5	50.6	46.7	43.5	38.7	36.9	37.3	37.0	37.8	35.4	34.9	34.8
591-599	Other wholesale products - Autres produits divers, commerce de gros	34.4	35.9	36.3	34.3	33.9	36.4	35.1	35.5	35.8	36.2	35.0	35.2	34.7
601-692	Retail trade - Commerce de détail	28.6	28.5	28.5	28.8	28.9	27.8	27.8	27.8	27.8	27.6	27.5	28.1	27.2

Table 6

Estimates of Average Weekly Hours, for Employees paid by the Hour, by Industry, Canada, Provinces and Territories.

Tableau 6

Estimations des heures hebdomadaires moyennes, pour les salariés rémunérés à l'heure, par industrie, Canada, provinces et territoires.

SIC 1980 CTI	Industry Industrie	HOURS - HEURES												
		1986	1987	1988	1989	1990	1991	1992	1993	1994	1995	1996	1997	1998
QUÉBEC														
601-603	Food, beverage and drug - Aliments, boissons et médicaments	27.4	27.5	26.8	26.9	27.9	27.2	26.7	27.1	26.1	26.3	26.5	27.4	26.0
601	Food stores - Magasins d'alimentation	27.0	26.9	26.2	26.2	27.5	26.8	26.2	26.7	25.5	25.7	26.1	26.9	26.1
603	Prescription drugs & patent medicine stores - Mag. de médicaments sur ordonnance & brevetés	28.2	29.1	28.5	28.3	28.1	27.7	27.1	27.6	27.3	27.5	27.1	28.3	25.0
611-615	Shoe, apparel, fabric & yarn - Chaussures, vêtements, tissus et filés	28.9	26.6	26.2	25.3	24.6	23.5	24.2	23.5	24.2	24.2	24.7	25.6	24.5
611	Shoe stores - Magasins de chaussures	28.7	28.7	29.1	26.5	25.4	22.0	23.5	21.7	22.3	22.4	23.4	24.5	25.5
613	Women's clothing stores - Magasins de vêtements pour dames	31.3	28.0	27.5	27.4	26.0	24.9	23.3	22.6	24.0	23.9	24.7	25.4	24.1
614	Clothing stores n.e.c. - Magasins de vêtements n.c.a.	25.7	23.7	23.0	23.1	23.7	22.7	24.2	23.1	23.6	24.5	24.6	26.0	24.2
621-623	Household furniture, appliances & furnishings - Meubles, appareils et accessoires de maison	27.8	30.6	29.8	30.3	30.5	30.1	29.5	29.9	30.5	29.9	30.2	30.8	29.5
621	Household furniture stores - Magasins de meubles de maison	28.4	31.3	30.8	30.8	31.7	31.8	30.7	32.5	30.9	31.1	31.4	31.5	30.4
622	Appliance, TV, radio & stereo stores - Magasins ménagers, tv, radio & appar. stéréo	28.0	30.1	29.1	30.2	29.8	27.5	25.6	28.8	31.1	29.7	30.1	31.6	29.8
623	Household furnishings stores - Magasins d'accessoires d'ameublement	26.9	30.5	29.7	30.0	30.2	31.4	31.9	29.6	28.7	28.3	28.0	28.6	27.8
631-639	Auto vehicles, parts & access., sales & serv. Véhicules autos, pièces & access., vente & serv.	32.4	33.0	34.5	36.0	35.1	33.7	33.3	33.0	33.9	34.8	32.2	31.9	33.2
631	Automobile dealers - Concessionnaires d'automobiles	33.3	35.4	36.0	38.3	37.8	36.7	37.5	37.4	36.9	38.3	34.0	33.2	36.0
633	Gasoline service stations - Stations-service	29.4	29.9	31.9	31.6	31.5	30.6	30.8	29.4	30.3	30.4	29.3	29.1	26.7
635	Motor vehicle repair shops - Ateliers de réparation d'automobiles	33.5	35.0	35.8	37.4	36.6	36.2	33.5	34.3	34.4	34.6	31.9	32.1	33.6
641-641	General merchandise stores - Magasins de marchandises diverses	25.0	24.3	24.2	24.1	24.1	23.1	23.8	23.8	24.8	24.4	24.8	25.3	25.0
651-692	Other retail n.e.c. - Autres commerces de détail n.c.a.	28.6	27.9	29.0	29.1	28.2	27.6	28.4	27.9	27.8	26.2	26.8	27.4	25.6
701-761	Finance, insurance & real estate - Finances, assur. & affaires immobilières	29.5	29.5	30.1	29.0	30.9	27.3	26.9	26.5	27.0	27.4	28.6	31.5	30.0
701-749	Finance & insurance - Intermédiaires financiers et assurances	27.7	29.1	28.9	28.2	30.7	28.1	26.5	25.2	26.7	27.3	28.5	32.0	30.5
701-709	Deposit accepting intermediaries - Intermédiaires financiers de dépôts	24.5	24.0	25.0	25.0	26.0	25.8	24.3	23.3	25.9	25.7	27.5	31.1	30.1
701-702	Banks - Banques	22.0	21.6	22.5	22.5	23.2	23.0	22.0	22.0	23.0	22.4	23.7	30.0	31.5
705	Credit unions - Caisses d'épargne et de crédit	24.9	24.4	25.5	25.5	26.5	26.3	25.0	23.4	26.7	26.5	28.7	31.3	28.2
731-733	Insurance - Assurances	34.4	33.9	32.2	29.0	32.1	30.5	28.0	28.0	27.9	30.8	31.0	33.9	31.7
751-759	Real estate operators (exc'l developers) - Services immobiliers (sauf lotisseurs)	33.0	30.4	31.0	30.5	30.3	28.5	28.3	29.3	27.7	27.7	28.0	29.8	28.4
761-761	Insurance & real estate agent - Agences d'assur. et agences immobilières	33.6	30.3	35.8	30.7	33.0	22.4	26.2	28.2	27.0	27.5	29.2	31.2	29.1
771-779	Comm., business & pers. services - Services	27.4	27.6	28.0	27.5	27.5	27.6	27.2	27.2	27.2	27.1	26.9	27.4	27.2
851-999	socio-culturels, comm. et pers.													
771-779	Business services - Services aux entreprises	30.2	28.8	29.7	30.5	30.7	30.7	31.0	29.5	30.0	30.9	31.4	31.3	31.9
775	Arch., eng. & other scientific & tech. serv. - Arch., ingénieurs et autres serv. scient. et tech.	33.8	34.5	36.4	39.3	38.9	36.4	35.9	33.5	34.9	34.1	34.2	33.2	35.7
779	Other business services - Autres services aux entreprises	34.5	34.4	32.7	30.7	30.8	29.2	29.8	27.9	28.6	30.0	30.4	30.4	31.1
851-853	Educational services - Services d'enseignement	33.2	33.3	33.6	34.4	34.8	34.9	34.8	34.6	34.6	33.7	32.9	34.1	34.6
851	Elementary & secondary education - Enseignement élémentaire et secondaire	32.9	33.0	33.3	33.7	33.6	33.5	33.6	33.7	33.8	33.2	32.6	34.1	34.7

Table 6

Estimates of Average Weekly Hours, for Employees paid by the Hour, by Industry, Canada, Provinces and Territories.

Tableau 6

Estimations des heures hebdomadaires moyennes, pour les salariés rémunérés à l'heure, par industrie, Canada, provinces et territoires.

SIC	Industry	HOURS - HEURES												
		1986	1987	1988	1989	1990	1991	1992	1993	1994	1995	1996	1997	1998
1980														
CTI	Industrie													
QUÉBEC														
852	Post-second. non-university education - Enseignement postsecondaire non univers.	33.7	33.9	34.5	34.3	34.3	34.4	34.6	34.9	34.5	34.9	34.0	34.5	34.0
853	University education - Enseignement universitaire	33.4	33.4	33.6	35.7	37.4	38.0	37.0	36.1	36.2	34.0	33.2	33.8	34.7
861-869	Health & social services - Services de soins de santé et services sociaux	27.7	27.9	27.8	27.5	27.7	27.9	27.6	27.8	27.4	27.4	26.8	28.2	28.0
861	Hospitals - Hôpitaux	28.2	28.1	27.8	27.6	27.9	28.5	28.1	28.2	27.8	27.7	28.0	28.9	28.8
862	Other institutional health & social services - Autres établ. de soins de santé & serv. sociaux	24.8	25.3	25.1	24.1	25.1	26.0	26.7	26.2	26.4	27.1	25.7	27.7	28.0
911-922	Accommodation, food & beverage services - Hébergement et restauration	25.0	25.5	26.2	25.6	25.6	25.4	25.1	24.7	24.7	24.6	24.8	24.4	24.2
911-914	Accommodation services - Services d'hébergement	30.0	30.2	28.3	27.9	27.5	28.3	27.6	27.8	27.3	28.1	27.5	27.0	26.8
911	Hotels, motels & tourist courts - Hôtels, motels et camps pour touristes	30.4	31.5	28.6	28.3	28.2	27.5	27.5	27.1	27.1	27.7	27.3	26.8	26.7
921-922	Food & beverage services - Services de la restauration	23.8	24.5	25.7	25.0	25.2	24.7	24.4	24.0	24.1	23.8	24.3	23.8	23.6
921	Food services - Services de restauration	23.9	24.5	25.7	25.1	25.2	24.5	24.1	24.0	24.2	24.0	24.3	24.0	23.6
961-999	Miscellaneous services - Services divers	28.6	28.0	29.2	28.4	27.7	28.3	27.0	28.6	29.0	28.2	27.8	27.8	26.7
961-969	Amusement & recreational services - Services de divertissements et de loisirs	26.8	25.5	27.2	27.0	26.3	26.8	25.3	27.0	29.0	27.0	27.2	27.7	25.4
960	Other amusement & recreational services n.e.c. - Autres serv. de divertis. et de loisirs n.c.a.	26.9	27.1	26.8	27.2	24.8	25.8	27.5	28.4	30.8	28.5	27.6	27.0	25.3
991-999	Other services - Autres services	30.9	31.0	32.3	31.0	28.1	29.7	29.3	29.9	28.9	28.6	27.8	27.9	28.2
990	Other services n.e.c. - Autres services n.c.a.	33.7	33.7	35.2	33.0	29.7	31.7	29.7	30.8	29.4	29.1	28.1	27.6	28.8
995	Services to buildings & dwellings - Serv. relatifs aux bâtiments et habitations	26.0	26.7	28.3	28.3	25.7	27.0	28.0	28.4	27.5	27.2	26.5	27.3	26.7
451-484	Service producing industries - Branches productrices de services	29.0	29.0	29.4	29.0	29.1	28.7	28.4	28.5	28.6	28.6	28.3	29.0	28.5
041-999	Industrial aggregate - Ensemble des industries	32.3	32.5	32.8	32.5	32.2	31.7	31.4	31.5	31.5	31.5	31.1	31.7	31.4
ONTARIO														
041-051	Logging and forestry - Exploitation forestière et serv. forestiers	40.0	40.7	41.0	42.3	40.3	39.4	39.5	39.4	38.6	41.1	42.3	43.8	41.8
041	Logging - Exploitation forestière	40.2	40.8	41.3	42.5	40.3	39.5	39.7	40.7	39.1	42.3	43.3	44.1	42.0
061-092	Mining (incl. milling), quarrying and oil wells - Mines (y compris broyage), carrières et puits de pétrole	39.9	40.5	41.1	39.7	40.2	40.0	40.6	40.0	40.3	42.1	41.4	41.1	41.1
061-063	Mining - Mines	39.0	38.7	38.9	38.9	39.4	38.9	40.6	40.2	40.2	42.8	41.7	40.6	41.9
061	Metal mines - Mines de métaux	39.1	38.8	38.9	38.9	39.4	39.1	41.0	40.1	39.9	42.5	41.5	40.2	42.0
081-082	Quarries and sand pits - Carrières et sablières	42.2	40.5	40.3	40.6	40.9	43.1	41.9	41.7	42.8	42.8	41.9	42.1	39.2
091-092	Services incidental to mineral extraction - Industrie des services miniers	47.0	48.2	46.7	42.9	44.1	42.2	38.8	36.9	37.9	38.5	39.8	41.7	40.1
091	Services incid. to crude petroleum & nat. gas - Services relat. au pétrole brut et au gas nat.	45.8	48.2	48.0	40.9	43.0	39.5	36.6	40.1	35.9	38.3	41.2	39.7	38.5
092	Services incidental to mining - Services relatifs à l'extraction minière	47.2	48.2	46.3	43.6	44.5	43.4	39.9	35.3	38.5	38.5	39.6	41.8	40.4
101-399	Manufacturing - Industries manufacturières	39.6	39.7	39.8	39.4	39.0	38.7	39.2	39.7	40.1	39.6	39.2	40.8	39.5

Annual Estimates of Employment, Earnings and Hours, 1986-1998, Statistics Canada
Estimations annuelles de l'Emploi, des gains et de la durée du travail, 1986-1998, Statistique Canada

Table 6

Estimates of Average Weekly Hours, for Employees paid by the Hour, by Industry, Canada, Provinces and Territories.

Tableau 6

Estimations des heures hebdomadaires moyennes, pour les salariés rémunérés à l'heure, par industrie, Canada, provinces et territoires.

SIC	Industry	HOURS - HEURES												
		1986	1987	1988	1989	1990	1991	1992	1993	1994	1995	1996	1997	1998
1980														
CTI	Industrie													
ONTARIO														
	Non-durable goods - Biens non durables	38.3	38.2	38.3	38.0	37.9	38.1	38.0	37.9	38.3	37.8	37.5	37.8	37.8
	Durable goods - Biens durables	40.3	40.5	40.6	40.1	39.6	39.0	39.9	40.7	41.2	40.6	40.2	42.3	40.5
101-109	Food - Aliments	37.5	37.3	37.7	37.2	37.9	38.4	38.9	37.8	38.1	37.6	36.9	37.0	36.5
101	Meat and poultry products - Viande & volaille	38.8	38.5	39.2	37.7	37.3	40.0	41.7	37.3	39.7	39.0	36.2	36.9	36.2
107	Bakery products - Produits de boulangerie-pâtisserie	33.9	32.6	33.6	34.3	35.9	35.6	35.0	35.5	35.8	35.7	35.4	35.7	35.8
161-169	Plastic products - Produits en matière plastique	35.6	35.0	35.1	35.2	36.5	38.5	39.1	39.3	40.0	39.6	38.5	38.2	38.1
243-249	Clothing - Habillement	34.6	34.6	35.0	34.8	34.5	35.7	36.5	36.9	37.0	37.5	36.4	36.1	36.7
251-259	Wood - Bois	40.3	40.4	40.2	40.5	38.5	37.8	39.1	39.5	39.2	37.7	38.4	41.4	39.3
261-269	Furniture & fixtures - Meubles et articles d'ameublement	39.5	40.1	38.6	39.3	38.3	38.5	40.3	39.6	40.2	40.4	39.1	42.0	39.3
271-279	Paper & allied products - Papier et produits connexes	38.4	38.5	38.7	38.6	38.7	39.6	40.5	41.0	41.0	40.8	40.9	40.8	40.2
271	Pulp & paper - Pâtes et papiers	39.5	39.4	39.7	39.9	39.9	40.1	41.2	42.0	42.4	42.8	43.1	42.2	41.3
273	Paper boxes & bags - Boîtes en carton et sacs en papier	36.2	37.6	37.1	36.7	36.8	39.3	39.8	41.5	40.8	39.9	40.0
281-284	Printing, publishing & allied ind.- Imprimerie, édition et industries connexes	37.0	37.0	36.2	37.2	35.1	34.3	33.1	33.7	34.5	33.2	34.3	35.4	36.1
281	Commercial printing - Impression commerciale	41.8	41.1	40.9	41.2	38.2	37.2	36.3	37.0	36.3	35.3	35.7	36.4	36.5
282	Platemaking, typesetting & bindery - Clichage, composition et reliure	37.1	35.4	34.2	33.7	34.5	35.7	34.4	37.1	39.3	36.1	36.0	37.5	36.6
284	Combined publishing & printing - Impression et édition combinées	32.3	32.5	30.3	30.8	29.9	29.4	27.7	24.9	27.5	27.6	28.4	30.3	34.3
291-299	Primary metals - Première transformation des métaux	40.7	41.4	41.5	40.8	40.4	39.6	40.9	41.5	42.4	42.4	41.8	43.1	41.5
291	Primary steel - Sidérurgie	40.0	40.6	41.3	40.9	40.0	39.3	40.0	40.9	41.5	41.8	41.4	43.1	41.3
301-309	Fabricated metal products - Fabrication des produits métalliques	40.3	41.2	40.3	40.4	39.5	39.6	39.7	40.5	40.7	40.0	39.6	42.2	40.7
304	Stamped, pressed & coated metal products Embout., matricage et revêtement des métaux	40.4	40.8	39.4	40.4	40.3	39.0	39.4	40.1	39.9	40.0	39.5	41.7	40.1
311-319	Machinery (ex. elect. mach.) - Machinerie (sauf électrique)	39.6	40.7	41.2	41.6	40.4	39.3	40.4	41.1	42.7	41.6	39.7	42.6	39.9
319	Other machinery & equipment - Autres machineries et équipements	39.8	40.9	41.4	41.8	40.5	39.4	40.5	41.0	42.8	41.6	39.6	42.6	39.9
321-329	Transportation equipment - Matériel de transport	41.2	40.9	41.6	40.4	40.2	39.1	40.3	41.6	42.2	41.6	41.3	42.8	40.9
323	Motor vehicles - Véhicules automobiles	42.8	41.7	42.4	40.6	40.7	40.2	41.5	42.9	43.1	42.4	42.3	43.0	43.2
325	Motor vehicle parts & accessories - Pièces et accessoires pour véhicules automobiles	40.1	40.3	40.9	40.1	39.8	38.4	39.9	41.3	41.9	41.2	41.0	42.7	39.7
331-339	Electrical & electronic products - Produits électriques et électroniques	39.2	39.2	39.7	39.0	39.0	38.7	39.2	39.6	39.7	38.8	38.7	41.3	39.3
330	Electrical & electronic products n.e.c. - Produits électriques et électroniques n.c.a.	38.6	38.8	39.0	38.7	38.8	39.4	39.2	40.5	42.3	39.9	40.7	42.8	39.1
335	Communication & other electronic equip. - Equip. de comm. et autre matériel électronique	41.2	41.2	41.6	39.5	40.0	38.9	39.5	38.1	38.0	37.6	36.5	39.8	39.2
337	Electrical industrial equipment - Matériel électrique d'usage industriel	38.4	37.8	39.6	39.8	39.7	38.8	39.3	40.6	40.9	41.4	39.8	42.4	39.7
371-379	Chemical & chemical products - Produits chimiques	42.1	41.9	42.1	41.9	41.2	40.3	38.8	39.0	39.0	38.1	38.0	39.2	38.3
374	Pharmaceuticals & medicine - Produits pharmaceutiques et médicaments	38.4	38.6	38.9	38.9	39.4	36.9	36.8	37.7	37.4	36.9	37.1	39.7	38.3
379	Other chemical products - Autres produits chimiques	41.5	41.1	41.9	42.2	41.5	41.2	39.3	40.4	40.3	38.1	38.6	39.4	38.7
391-399	Other manufacturing industries - Autres industries manufacturières	37.7	37.1	38.0	37.1	37.3	37.9	38.4	38.7	39.0	39.1	38.8	41.8	39.1
401-449	Construction - Construction	38.6	38.9	39.4	38.5	38.7	37.3	37.3	37.5	37.8	38.0	37.7	39.6	37.5

Annual Estimates of Employment, Earnings and Hours, 1986-1998, Statistics Canada
Estimations annuelles de l'emploi, des gains et de la durée du travail, 1986-1998, Statistique Canada

Table 6

Estimates of Average Weekly Hours, for Employees paid by the Hour, by Industry, Canada, Provinces and Territories.

Tableau 6

Estimations des heures hebdomadaires moyennes, pour les salariés rémunérés à l'heure, par industrie, Canada, provinces et territoires.

SIC 1980 CTI	Industry Industrie	HOURS - HEURES												
		1986	1987	1988	1989	1990	1991	1992	1993	1994	1995	1996	1997	1998
ONTARIO														
401-402	Bldg, developing & general contracting - Constructeurs, promoteurs et entrep. généraux	38.1	38.9	39.3	37.7	38.8	37.6	36.5	35.4	36.7	36.6	36.8	38.8	37.4
401	Residential building & development - Promotion et construction de bâtiments résidentiels	38.1	38.9	39.3	37.7	38.7	37.0	35.8	35.6	35.9	35.7	35.7	37.8	37.0
402	Non-residential building & development - Promotion & constr. de bâtiments non résidentiels	38.2	39.0	39.4	37.8	39.2	38.7	37.8	35.1	38.8	39.1	39.5	41.4	38.5
411-412	Industrial & heavy (engineering) construction - Constr. lourde et industrielle (génie)	43.6	43.2	44.0	43.4	43.2	39.7	42.0	41.9	42.9	43.3	40.8	43.0	42.3
412	Highway & heavy constr. - Constr. de routes et constr. lourde	43.5	43.1	43.9	43.3	43.1	39.5	42.1	42.1	43.7	43.5	40.8	42.8	42.0
421-429	Trade contracting - Entrepreneurs spécialisés	38.0	38.2	38.7	38.0	37.9	36.9	36.6	37.0	37.1	37.6	37.5	39.2	36.6
041-449	Goods producing industries - Branches													
491-499	productrices de biens	39.5	39.6	39.8	39.3	39.1	38.6	39.0	39.4	39.8	39.5	39.1	40.6	39.2
451-499	Transportation, storage, comm. & other utilities - Transp., entreposage, comm. et autres services publics	38.5	38.3	39.3	39.0	37.3	38.1	37.9	37.2	36.9	37.8	37.6	36.6	36.1
451-479	Transportation & storage - Transport et entreposage	40.1	39.5	40.6	40.2	37.1	37.6	37.3	36.4	36.2	37.9	37.9	36.1	36.5
451-459	Transportation - Transport	40.2	39.6	40.8	40.4	37.1	37.6	37.3	36.4	36.2	38.0	38.0	36.1	36.4
456	Truck transport - Camionnage	39.0	38.4	40.0	39.3	37.5	37.1	37.0	35.0	36.6	38.6	37.5	35.4	36.9
457	Public passenger transit systems - Transport en commun	48.2	46.4	46.5	44.9	36.6	37.4	36.6	35.6	35.5	36.4	37.5	34.8	34.8
458-459	Transportation n.e.c. - Transport n.c.a.	34.9	35.1	35.9	36.6	35.1	37.1	37.2	36.9	35.5	36.4	35.8	35.4	35.7
481-499	Communication & other utilities - Communications et autres services publics	35.2	36.3	37.0	36.9	37.7	39.1	38.9	38.7	38.1	37.6	37.1	37.4	35.6
481-484	Communication - Communications	24.3	25.7	27.2	29.0	29.1	33.7	33.5	33.8	33.3	32.9	33.3	34.2	33.8
484	Postal & courier service - Services postaux et services de messagers	23.6	25.0	26.1	25.7	27.4	32.2	31.9	33.0	32.9	32.8	32.8	33.5	33.6
491-499	Other Utilities - Autres services publics	42.5	42.6	42.4	42.1	42.6	41.8	41.5	41.2	40.6	41.0	40.4	40.7	39.1
491	Electric power systems - Énergie électrique	42.5	42.8	42.8	43.2	43.3	42.6	42.4	41.5	41.7	42.4	41.7	41.9	40.9
499	Other utilities n.e.c. - Autres services publics n.c.a.	44.2	44.1	43.7	40.7	42.2	40.9	39.7	41.1	39.0	39.7	39.3	39.9	37.3
501-692	Trade - Commerce	28.5	28.1	27.6	27.4	26.9	26.6	26.0	26.5	27.1	26.6	27.5	26.9	28.0
501-599	Wholesale Trade - Commerce de gros	36.8	36.4	35.2	35.7	34.5	34.4	34.7	35.0	35.5	35.2	37.9	35.9	34.8
521-524	Food, beverage, drug & tobacco - Produits alimentaires, boissons, médicaments et tabac	30.3	30.4	29.9	30.2	30.4	31.7	31.2	34.5	36.0	34.2	35.1	31.6	32.7
551-552	Motor vehicles, parts & accessories - Véhicules auto., pièces et accessoires	41.1	39.0	38.4	38.9	39.5	39.2	41.2	38.6	38.0	38.1	39.3	38.2	36.5
561-563	Metals, hardware, plumbing, heating & building materials - Métaux, quincaillerie, matér. de plomberie, de chauffage et de construction	36.9	35.7	35.5	36.4	35.8	34.9	34.3	34.2	33.6	34.3	36.2	35.4	34.0
591-599	Other wholesale products - Autres produits divers, commerce de gros	39.2	36.6	35.8	34.7	35.3	34.6	36.2	36.2	36.0	35.4	38.6	36.7	35.1
601-692	Retail trade - Commerce de détail	26.5	26.1	25.9	25.3	25.1	24.9	23.9	24.5	25.1	24.4	24.3	24.4	25.8
601-603	Food, beverage and drug - Aliments, boissons et médicaments	24.5	24.0	24.3	23.3	23.5	24.5	22.5	22.8	23.5	22.9	23.0	22.9	24.0
601	Food stores - Magasins d'alimentation	25.1	24.4	24.8	23.8	23.8	24.8	22.0	22.2	22.6	22.0	21.8	21.7	23.4
603	Prescription drugs & patent medicine stores - Mag. de médicaments sur ordonnance & brevetés	21.5	22.1	22.4	21.6	22.4	23.8	24.6	24.8	26.8	26.1	26.1	26.2	25.2
611-615	Shoe, apparel, fabric & yarn - Chaussures, vêtements, tissus et filés	24.8	24.3	23.9	23.0	22.2	23.0	21.9	22.2	22.1	21.6	20.7	20.3	22.8

Annual Estimates of Employment, Earnings and Hours, 1986-1998, Statistics Canada
Estimations annuelles de l'Emploi, des gains et de la durée du travail, 1986-1998, Statistique Canada

Table 6

Estimates of Average Weekly Hours, for Employees paid by the Hour, by Industry, Canada, Provinces and Territories.

Tableau 6

Estimations des heures hebdomadaires moyennes, pour les salariés rémunérés à l'heure, par industrie, Canada, provinces et territoires.

SIC 1980 CTI	Industry Industrie	HOURS - HEURES												
		1986	1987	1988	1989	1990	1991	1992	1993	1994	1995	1996	1997	1998
ONTARIO														
613	Women's clothing stores - Magasins de vêtements pour dames	25.4	24.9	24.7	23.2	23.2	22.9	21.0	20.7	20.0	20.5	19.7	18.9	22.1
614	Clothing stores n.e.c. - Magasins de vêtements n.c.a.	22.1	22.5	21.7	21.3	20.2	22.8	23.0	24.0	23.6	22.5	20.5	20.6	22.1
631-639	Auto vehicles, parts & access., sales & serv. Véhicules autos, pièces & access., vente & serv.	29.9	31.3	31.9	31.8	31.7	32.1	31.5	31.6	32.3	31.1	30.5	30.7	32.7
631	Automobile dealers - Concessionnaires d'automobiles	33.7	34.3	34.5	34.1	36.7	37.8	36.0	35.9	36.7	31.7	34.7	35.8	36.5
633	Gasoline service stations - Stations-service	27.0	29.6	30.8	31.4	30.0	29.5	27.6	27.4	29.3	30.1	25.8	24.9	27.2
634	Automotive parts & accessories stores - Mag. de pièces et accessoires pour automobiles	30.2	29.4	29.0	27.8	27.6	25.9	26.3	26.1	27.6	27.5	26.2	26.9	31.2
635	Motor vehicle repair shops - Ateliers de réparation d'automobiles	29.9	33.9	36.0	35.8	35.9	37.5	36.5	37.4	35.0	34.1	32.2	30.9	33.3
641-641	General merchandise stores - Magasins de marchandises diverses	23.4	23.2	23.0	21.8	21.7	20.4	20.4	21.8	22.1	21.5	21.4	22.3	24.0
651-692	Other retail n.e.c. - Autres commerces de détail n.c.a.	27.6	26.4	25.3	25.2	25.2	24.5	23.0	24.7	24.7	24.5	24.5	23.7	24.7
701-761	Finance, insurance & real estate - Finances, assur. & affaires immobilières	24.9	25.5	25.1	25.8	25.7	23.9	24.1	24.8	25.4	25.7	26.0	26.4	28.8
701-749	Finance & insurance - Intermédiaires financiers et assurances	21.1	21.9	22.2	24.2	23.2	22.2	23.1	23.4	24.1	24.2	26.4	26.0	29.4
701-709	Deposit accepting intermediaries - Intermédiaires financiers de dépôts	21.3	22.0	21.7	24.3	22.7	21.5	21.7	21.5	22.8	23.7	24.6	24.6	27.7
701-702	Banks - Banques	19.7	20.4	20.1	22.5	21.1	20.6	20.2	20.7	22.0	23.0	24.2	23.9	27.7
703	Trust Companies - Sociétés de fiducie	23.1	23.9	23.6	26.4	24.7	22.9	22.5	22.0	23.7	24.2	25.5	25.9	27.6
751-759	Real estate operators (excl developers) - Services immobiliers (sauf lotisseurs)	27.9	28.3	28.9	29.1	28.7	26.4	27.4	27.5	28.4	28.7	24.8	26.9	26.9
761-761	Insurance & real estate agent - Agences d'assur. et agences immobilières	24.4	26.2	22.7	20.8	25.9	25.9	21.3	24.7	25.7	27.3	25.9	28.1	28.5
771-779	Comm., business & pers. services - Services socio-culturels, comm. et pers.	26.0	26.1	26.3	25.7	25.7	25.9	25.7	25.8	25.9	26.2	26.2	26.7	26.7
771-779	Business services - Services aux entreprises	25.9	26.5	26.4	26.6	27.1	27.5	28.1	29.6	29.4	29.4	30.6	30.8	31.6
771	Employment agencies & personnel suppliers - Bureaux de placement et location de pers.	19.9	19.9	20.1	18.9	20.7	22.4	25.4	25.3	27.8	28.4	28.9	30.4	30.3
779	Other business services - Autres services aux entreprises	22.5	23.4	23.5	24.0	27.0	28.9	30.4	30.9	29.7	30.9	30.9	30.5	32.0
851-853	Educational services - Services d'enseignement	33.8	34.5	34.7	34.7	34.7	34.8	34.8	34.6	34.6	34.5	33.7	34.1	34.7
851	Elementary & secondary education - Enseignement élémentaire et secondaire	33.9	33.9	34.3	34.3	34.3	34.7	34.8	34.6	34.5	34.5	33.7	34.6	35.4
852	Post-second. non-university education - Enseignement postsecondaire non univers.	33.4	34.5	34.6	34.7	34.7	34.0	33.5	33.3	33.6	33.5	33.1	32.8	32.6
853	University education - Enseignement universitaire	33.8	35.2	35.3	35.3	35.3	35.4	35.3	35.1	35.1	35.1	33.9	33.2	34.1
861-869	Health & social services - Services de soins de santé et services sociaux	28.9	28.8	28.9	28.6	28.3	28.7	28.5	28.2	28.3	28.1	27.8	28.8	28.4
861	Hospitals - Hôpitaux	31.4	31.8	31.7	31.3	31.8	32.3	31.9	31.7	31.9	32.4	31.9	32.8	32.1
862	Other institutional health & social services - Autres établ. de soins de santé & serv. sociaux	26.9	26.7	26.7	26.6	25.9	25.8	26.4	26.3	25.4	24.7	25.0	26.2	27.0
865	Private practice of physicians, surgeons & dentist - Cabinets privés de médecins chirurgiens, dentistes	22.8	24.8	25.8	25.5	26.0	24.8	23.0	23.9	24.6	25.3	24.8	26.3	24.9
869	Health & social service assn's & agencies - Assoc. & org. de santé et de services sociaux	21.1	19.5	18.8	19.9	18.8	17.8	18.4	16.8	17.4	18.7	21.2	28.1	27.6
911-922	Accommodation, food & beverage services - Hébergement et restauration	23.3	23.4	23.7	22.3	22.8	22.5	22.4	22.4	22.9	23.8	23.0	23.3	22.8

Table 6

Estimates of Average Weekly Hours, for Employees paid by the Hour, by Industry, Canada, Provinces and Territories.

Tableau 6

Estimations des heures hebdomadaires moyennes, pour les salariés rémunérés à l'heure, par industrie, Canada, provinces et territoires.

SIC	Industry	HOURS - HEURES												
		1986	1987	1988	1989	1990	1991	1992	1993	1994	1995	1996	1997	1998
1980		22.4	22.5	22.5	22.5	22.5	22.5	22.5	22.5	22.5	22.5	22.5	22.5	22.5
CTI	Industrie													
ONTARIO														
911-914	Accommodation services - Services d'hébergement	26.5	27.5	27.7	27.1	27.2	26.4	26.4	26.1	27.7	28.7	26.6	28.9	28.0
911	Hotels, motels & tourist courts - Hôtels, motels et camps pour touristes	26.5	27.3	27.2	26.6	26.9	26.3	26.7	27.0	27.7	28.5	26.7	28.9	28.0
921-922	Food & beverage services - Services de la restauration	22.5	22.4	22.6	21.1	21.7	21.5	21.4	21.5	21.8	22.8	22.1	22.0	21.8
921	Food services - Services de restauration	22.4	22.3	22.5	21.0	21.7	21.4	21.2	21.4	21.8	22.8	22.1	22.1	21.9
961-999	Miscellaneous services - Services divers	26.3	26.5	27.0	26.2	25.5	25.6	24.2	24.5	24.1	23.3	24.8	24.2	25.5
961-969	Amusement & recreational services - Services de divertissements et de loisirs	26.0	25.3	26.9	24.4	24.0	24.0	22.0	22.0	22.4	22.4	23.4	23.2	23.8
991-999	Other services - Autres services	30.3	29.9	29.4	29.9	28.3	28.0	27.4	27.1	25.7	24.4	25.9	25.0	27.6
990	Other services n.e.c. - Autres services n.c.a.	33.8	32.7	34.4	36.0	31.1	29.2	27.8	26.4	25.6	24.3	26.1	23.9	28.3
451-484	Service producing industries - Branches productrices de services	27.7	27.5	27.5	27.1	26.8	26.8	26.5	26.6	26.9	26.9	27.3	27.5	28.0
041-999	Industrial aggregate - Ensemble des industries	32.3	32.2	32.3	31.8	31.1	30.8	30.5	30.7	31.1	30.9	31.1	31.8	31.5
MANITOBA														
061-092	Mining (incl. milling), quarrying and oil wells - Mines (y compris broyage), carrières et puits de pétrole	41.7	40.9	40.9	41.3	40.5	40.0	40.4	40.9	40.9	41.7	38.3	39.1	39.4
101-399	Manufacturing - Industries manufacturières	37.2	37.9	37.7	37.7	37.3	36.7	37.2	37.3	37.3	36.9	38.2	37.8	37.4
	Non-durable goods - Biens non durables	36.7	37.2	36.6	36.5	36.3	35.9	36.1	36.7	36.5	36.1	36.1	36.4	36.5
	Durable goods - Biens durables	37.8	38.6	38.9	39.0	38.3	37.5	38.3	37.8	37.9	37.6	39.6	38.8	38.0
101-109	Food - Aliments	37.0	37.9	36.5	35.9	35.8	35.0	36.0	36.5	36.6	37.1	36.0	36.0	35.8
101	Meat and poultry products - Viande & volaille	36.7	38.4	35.5	33.6	34.3	32.3	34.3	36.1	36.4	37.3	36.7	38.0	36.8
243-249	Clothing - Habillement	36.9	38.0	37.2	37.7	37.1	36.1	37.7	38.3	38.1	37.7	34.4	35.5	36.2
251-259	Wood - Bois	37.4	37.7	37.3	36.9	37.1	37.0	36.5	37.7	38.0	39.0	37.8	37.1	37.9
254	Sash, doors & other millwork - Portes, châssis et autres bois travaillés	37.8	38.0	37.4	36.6	37.0	36.8	36.4	37.9	38.6	39.0	38.0	37.3	37.4
281-284	Printing, publishing & allied ind. - Imprimerie, édition et industries connexes	34.5	34.0	33.4	33.2	33.9	35.1	33.8	34.5	34.4	33.0	33.8	34.6	35.6
281	Commercial printing - Impression commerciale	36.1	33.4	33.2	32.3	35.3	36.3	34.3	36.7	36.5	34.2	35.8	37.5	36.6
321-329	Transportation equipment - Matériel de transport	38.6	38.2	38.9	39.3	38.1	36.8	37.6	34.7	35.2	35.2	39.4	39.7	37.0
321	Aircraft & aircraft parts - Aéronefs et pièces d'aéronefs	38.5	38.6	39.8	39.6	37.9	35.9	38.9	38.5	39.3	39.4	40.4	40.5	37.4
401-449	Construction - Construction	38.7	39.0	39.6	39.9	39.3	36.9	37.7	37.8	41.7	41.0	40.1	39.3	38.7
401-402	Bldg, developing & general contracting - Constructeurs, promoteurs et entrep. généraux	35.9	36.3	36.2	37.1	35.9	36.3	37.2	35.0	39.2	39.6	39.1	38.6	38.5
411-412	Industrial & heavy (engineering) construction - Constr. lourde et industrielle (génie)	47.0	46.6	46.8	47.5	49.7	44.0	44.8	45.8	48.1	45.4	47.0	46.2	43.0
421-429	Trade contracting - Entrepreneurs spécialisés	37.1	37.3	38.3	38.1	37.6	35.7	36.2	36.9	40.9	40.4	38.9	38.4	37.9
041-449	Goods producing industries - Branches productrices de biens	37.8	38.3	38.2	38.4	37.9	37.3	37.8	37.9	38.6	38.1	38.7	38.4	37.7
451-499	Transportation, storage, comm. & other utilities - Transp., entreposage, comm. et autres services publics	40.1	40.0	40.6	42.6	43.3	43.4	42.3	38.0	38.3	38.4	38.5	38.4	36.8

Annual Estimates of Employment, Earnings and Hours, 1986-1998, Statistics Canada
Estimations annuelles de l'Emploi, des gains et de la durée du travail, 1986-1998, Statistique Canada

Table 6

Estimates of Average Weekly Hours, for Employees paid by the Hour, by Industry, Canada, Provinces and Territories.

Tableau 6

Estimations des heures hebdomadaires moyennes, pour les salariés rémunérés à l'heure, par industrie, Canada, provinces et territoires.

SIC 1980 CTI	Industry Industrie	HOURS - HEURES												
		1986	1987	1988	1989	1990	1991	1992	1993	1994	1995	1996	1997	1998
MANITOBA														
451-479	Transportation & storage - Transport et entreposage	39.4	38.5	39.0	39.3	38.9	37.8	38.3	37.9	38.5	38.3	38.4	38.9	37.3
451-459	Transportation - Transport	39.6	38.7	39.2	39.4	39.0	37.9	38.3	37.9	38.5	38.3	38.5	38.9	37.2
453	Railway transport & related services - Transport et services ferroviaires	40.6	39.7	41.3	40.2	40.2	39.5	39.9	39.4	41.4	..	41.8	42.7	40.7
481-499	Communication & other utilities - Communications et autres services publics	42.5	43.4	44.3	51.2	54.1	55.6	50.4	38.0	38.1	38.5	38.7	37.1	35.6
481-484	Communication - Communications	45.1	46.1	47.5	57.8	62.5	61.9	53.9	34.8	35.2	34.7	34.3	26.4	33.0
482	Telecommunication carriers - Transmission des télécommunications	46.9	48.1	49.4	60.7	65.9	66.9	58.7	35.5	36.3	36.2	35.8
491-499	Other Utilities - Autres services publics	38.2	38.7	38.9	39.3	39.1	44.0	43.6	43.6	43.2	43.5	43.7	43.2	38.4
491	Electric power systems - Énergie électrique	38.2	38.9	39.2	39.6	40.2	45.3	44.8	45.4	45.9	46.2	46.5	45.2	39.1
501-692 Trade - Commerce		27.2	27.2	26.4	26.8	27.1	25.9	25.4	26.1	27.8	27.1	27.1	27.6	28.1
501-599	Wholesale Trade - Commerce de gros	34.4	34.2	32.7	34.3	35.2	33.7	30.8	34.0	34.3	33.7	34.3	34.5	35.4
601-692	Retail trade - Commerce de détail	25.1	25.2	24.9	25.0	25.0	24.0	24.1	24.3	26.1	25.3	25.5	25.5	25.8
601-603	Food, beverage and drug - Aliments, boissons et médicaments	24.2	23.7	22.1	22.3	23.3	23.3	23.6	22.8	25.1	24.5	24.7	24.2	25.3
601	Food stores - Magasins d'alimentation	24.4	23.5	22.8	22.8	23.8	23.3	23.6	22.7	24.8	24.2	24.2	23.8	25.4
611-615	Shoe, apparel, fabric & yarn - Chaussures, vêtements, tissus et filés	24.5	22.4	21.7	22.1	21.7	20.1	19.7	20.2	21.4	21.6	20.3	20.1	20.9
631-639	Auto vehicles, parts & access., sales & serv. - Véhicules autos, pièces & access., vente & serv.	28.4	28.6	29.1	31.4	31.6	30.0	30.4	30.7	31.5	29.0	29.7	31.2	31.3
641-641	General merchandise stores - Magasins de marchandises diverses	23.1	22.8	23.0	22.1	22.0	21.1	21.7	22.4	23.9	24.2	23.9	24.6	23.9
651-692	Other retail n.e.c. - Autres commerces de détail n.c.a.	28.2	29.9	30.3	27.3	25.9	25.1	24.4	23.7	26.8	25.9	26.5	24.7	24.0
701-761 Finance, insurance & real estate - Finances, assur. & affaires immobilières		23.2	22.2	22.8	23.9	23.7	24.2	23.4	23.3	22.3	20.7	23.7	25.1	26.2
701-749	Finance & insurance - Intermédiaires financiers et assurances	20.4	19.1	20.9	22.5	22.5	23.4	22.2	22.1	21.9	20.6	22.9	23.6	25.9
701-709	Deposit accepting intermediaries - Intermédiaires financiers de dépôts	20.2	19.1	20.1	21.3	20.8	20.8	20.0	19.3	19.9	18.6	20.0	21.4	25.1
701-702	Banks - Banques	16.5	15.5	16.4	17.4	17.0	18.0	18.2	18.3	17.1	15.6	16.4	16.6	22.9
731-733	Insurance - Assurances	18.4	17.4	20.4	20.9	20.7	20.2	22.3	24.7	25.8	25.9	28.0	27.2	28.9
751-759	Real estate operators (exc'l developers) - Services immobiliers (sauf lotisseurs)	22.8	21.6	22.1	24.3	25.5	25.0	25.1	25.5	22.1	20.4	24.5	27.6	26.1
771-779 Comm., business & pers. services - Services 851-999 socio-culturels, comm. et pers.		26.6	26.6	26.4	26.5	26.5	26.1	26.0	25.9	26.5	25.9	26.0	26.1	26.3
771-779	Business services - Services aux entreprises	30.9	29.4	29.1	28.1	27.9	28.4	28.8	27.6	28.1	28.2	30.1	27.7	30.6
851-853	Educational services - Services d'enseignement	33.7	34.9	35.0	34.7	34.9	33.9	34.4	35.9	33.9	34.0	33.2	33.8	34.0
851	Elementary & secondary education - Enseignement élémentaire et secondaire	34.1	34.4	35.0	34.5	35.0	35.1	35.2	35.9	35.8	35.8	33.7	33.7	33.7
853	University education - Enseignement universitaire	32.3	34.7	34.8	34.8	34.2	30.8	32.0	35.4	28.9	28.6	30.6	33.8	34.6
861-869	Health & social services - Services de soins de santé et services sociaux	28.6	27.8	28.0	28.3	28.5	28.5	28.6	28.6	28.8	28.3	28.4	29.1	28.6
861	Hospitals - Hôpitaux	31.3	32.5	32.8	31.8	32.3	30.7	30.2	30.2	30.7	31.3	30.7	30.8	31.0
862	Other institutional health & social services - Autres établ. de soins de santé & serv. sociaux	27.1	28.3	27.0	26.8	27.8	27.4	27.9	27.2	26.9	27.3	28.4	28.2	27.8
911-922	Accommodation, food & beverage services - Hébergement et restauration	22.7	22.9	22.1	21.8	21.5	21.8	21.9	21.5	22.5	22.2	22.7	21.5	21.4

Table 6

Estimates of Average Weekly Hours, for Employees paid by the Hour, by Industry, Canada, Provinces and Territories.

Tableau 6

Estimations des heures hebdomadaires moyennes, pour les salariés rémunérés à l'heure, par industrie, Canada, provinces et territoires.

SIC 1980 CTI	Industry Industrie	HOURS - HEURES												
		1986	1987	1988	1989	1990	1991	1992	1993	1994	1995	1996	1997	1998
MANITOBA														
911-914	Accommodation services - Services d'hébergement	23.7	24.6	26.2	26.4	24.6	25.1	24.6	25.0	25.4	24.9	24.9	23.7	25.1
911	Hotels, motels & tourist courts - Hôtels, motels et camps pour touristes	25.4	26.0	26.9	27.7	25.2	25.2	24.6	25.0	25.2	24.7	24.8	23.5	25.0
921-922	Food & beverage services - Services de la restauration	22.2	22.0	20.3	20.0	20.3	20.7	20.8	20.2	21.4	21.3	21.8	20.7	20.1
921	Food services - Services de restauration	22.0	21.8	20.1	19.8	20.1	20.7	20.9	20.2	21.4	21.4	21.8	20.7	20.1
961-999	Miscellaneous services - Services divers	29.8	31.2	30.7	30.1	29.6	25.4	24.8	25.1	26.7	24.2	22.2	25.8	25.7
451-484 501-999	Service producing industries - Branches productrices de services	28.5	28.0	27.8	28.3	28.5	27.9	27.5	27.1	27.9	27.2	27.3	27.5	27.9
041-999	Industrial aggregate - Ensemble des industries	31.3	31.2	30.9	31.3	31.1	30.3	30.1	29.7	30.4	29.9	30.0	30.3	30.4
SASKATCHEWAN														
061-092	Mining (incl. milling), quarrying and oil wells Mines (y compris broyage), carrières et puits de pétrole	36.8	37.8	38.8	38.1	38.0	37.8	38.7	36.7	39.6	39.1	37.0	41.9	41.1
062	Non-metal mines (except coal) - Mines de minerais non métalliques (sauf le charbon)	38.5	39.6	39.4	39.4	39.2	37.9	38.8	36.6	38.5	38.4	37.7	40.9	..
091-092	Services incidental to mineral extraction - Industrie des services miniers	32.1	31.6	35.2	32.1	33.3	34.9	37.7	36.6	41.8	40.6	34.3	41.3	40.2
101-399	Manufacturing - Industries manufacturières	36.1	36.6	37.6	37.2	36.6	35.9	36.1	35.8	36.7	36.3	37.6	37.5	37.5
	Non-durable goods - Biens non durables	35.9	36.2	37.5	36.9	36.0	34.8	34.8	34.2	35.7	35.8	35.9	37.4	37.3
	Durable goods - Biens durables	36.3	37.1	37.7	37.6	37.2	37.3	37.7	37.3	37.5	36.8	38.9	37.5	37.6
101-109	Food - Aliments	35.7	36.4	35.6	35.9	35.0	34.9	35.1	34.5	35.4	36.2	35.0	35.4	35.7
101	Meat and poultry products - Viande & volaille	33.3	34.3	34.2	34.6	33.3	33.4	34.3	34.1	34.5	34.9	34.0	34.3	35.4
251-259	Wood - Bois	38.4	38.7	39.8	38.8	37.4	35.5	36.4	36.3	37.4	37.8	38.4	37.1	39.3
281-284	Printing, publishing & allied ind.- Imprimerie, édition et industries connexes	31.2	31.6	32.8	32.0	34.4	31.4	31.0	29.6	32.7	31.9	32.2	34.3	35.1
281	Commercial printing - Impression commerciale	35.6	37.3	34.2	34.2	36.3	33.1	34.9	34.3	34.3	35.5	36.1	36.8	36.1
311-319	Machinery (ex. elect. mach.) - Machinerie (sauf électrique)	36.9	37.7	38.6	37.3	37.0	36.8	37.8	37.4	37.7	36.5	39.7	37.3	36.7
311	Agricultural implements - Instruments aratoires	37.2	37.7	39.2	38.3	37.7	36.6	38.0	37.3	37.5	35.8	39.6	37.1	36.6
401-449	Construction - Construction	35.9	36.7	36.4	36.9	37.3	36.5	37.7	36.2	36.8	35.2	39.3	39.4	39.9
401-402	Bldg, developing & general contracting - Constructeurs, promoteurs et entrep. généraux	35.7	34.6	35.0	35.1	36.0	34.9	34.6	31.4	34.5	33.3	37.2	37.1	38.9
401	Residential building & development - Promotion et construction de bâtiments résidentiels	30.8	29.8	30.2	30.2	31.0	33.7	33.8	30.3	34.3	32.7	36.6	37.0	37.6
421-429	Trade contracting - Entrepreneurs spécialisés	34.7	35.5	34.9	35.4	35.6	34.6	36.0	35.1	35.5	34.3	37.5	37.9	38.5
041-449 491-499	Goods producing industries - Branches productrices de biens	36.2	36.9	37.4	37.2	37.0	36.4	37.0	36.0	37.1	36.3	37.9	38.9	38.7
451-499	Transportation, storage, comm. & other utilities - Transp., entreposage, comm. et autres services publics	36.7	35.1	36.2	36.9	35.9	36.1	36.6	35.7	36.7	34.5	35.1	37.0	35.6
451-479	Transportation & storage - Transport et entreposage	37.0	35.5	36.8	37.5	36.7	36.8	37.6	36.3	37.6	34.9	36.1	37.3	36.1

Annual Estimates of Employment, Earnings and Hours, 1986-1998, Statistics Canada
Estimations annuelles de l'Emploi, des gains et de la durée du travail, 1986-1998, Statistique Canada

Table 6

Estimates of Average Weekly Hours, for Employees paid by the Hour, by Industry, Canada, Provinces and Territories.

Tableau 6

Estimations des heures hebdomadaires moyennes, pour les salariés rémunérés à l'heure, par industrie, Canada, provinces et territoires.

SIC 1980 CTI	Industry Industrie	HOURS - HEURES												
		1986	1987	1988	1989	1990	1991	1992	1993	1994	1995	1996	1997	1998
SASKATCHEWAN														
481-499	Communication & other utilities - Communications et autres services publics	30.8	29.1	29.4	30.8	30.3	31.9	30.9	32.3	31.5	32.3	29.7	35.1	34.5
481-484	Communication - Communications	24.2	23.2	23.8	27.6	25.6	31.8	30.9	31.8	30.4	32.3	30.4	31.0	34.3
501-692 Trade - Commerce		28.4	28.6	28.4	27.9	27.6	26.8	26.5	26.6	27.1	27.4	27.2	27.7	28.1
501-599	Wholesale Trade - Commerce de gros	32.6	33.6	33.7	33.8	33.1	33.4	31.9	31.9	33.9	34.7	34.3	34.5	35.2
601-692	Retail trade - Commerce de détail	27.3	27.5	27.1	26.5	26.3	25.4	25.2	25.3	25.5	25.4	25.7	25.9	26.2
601-603	Food, beverage and drug - Aliments, boissons et médicaments	27.5	27.3	25.8	24.9	24.9	24.6	24.0	23.6	23.5	24.3	24.6	24.7	25.6
601	Food stores - Magasins d'alimentation	27.7	27.1	25.7	25.1	25.2	24.6	23.9	23.5	23.3	24.3	24.5	24.4	26.1
611-615	Shoe, apparel, fabric & yarn - Chaussures, vêtements, tissus et filés	21.8	23.5	22.7	21.4	21.4	21.1	20.9	21.7	22.7	22.2	21.6	20.9	21.5
631-639	Auto vehicles, parts & access., sales & serv. Véhicules autos, pièces & access., vente & serv.	32.1	31.6	31.7	31.7	31.4	31.3	29.3	29.7	29.5	30.1	29.9	31.3	30.9
641-641	General merchandise stores - Magasins de marchandises diverses	26.2	26.5	26.6	26.2	25.9	23.8	23.4	23.8	24.8	23.9	23.9	23.9	24.1
651-692	Other retail n.e.c. - Autres commerces de détail n.c.a.	22.5	23.0	22.2	22.8	24.1	23.4	25.7	25.2	25.9	26.0	26.2	23.9	24.0
701-761 Finance, insurance & real estate - Finances, assur. & affaires immobilières		19.7	19.9	20.5	20.5	21.1	21.8	22.0	22.5	23.9	23.6	25.0	25.9	27.0
701-749	Finance & insurance - Intermédiaires financiers et assurances	17.6	18.8	21.6	21.6	21.8	22.5	22.2	22.3	22.9	22.9	23.7	24.8	26.7
701-709	Deposit accepting intermediaries - Intermédiaires financiers de dépôts	18.7	19.8	22.3	21.9	21.9	21.5	21.7	21.4	22.2	22.3	22.9	23.9	25.5
701-702	Banks - Banques	16.5	17.5	19.7	19.4	19.4	19.7	19.6	20.0	19.7	20.7	20.5	20.5	..
751-759	Real estate operators (exc'l developers) - Services immobiliers (sauf lotisseurs)	19.6	19.1	18.2	18.4	18.6	19.9	20.5	23.2	25.7	25.9	28.7	30.2	27.1
771-779 Comm., business & pers. services - Services 851-999 socio-culturels, comm. et pers.		24.9	24.9	24.8	24.6	25.1	25.3	25.6	25.0	25.6	25.0	25.0	24.9	25.7
771-779	Business services - Services aux entreprises	24.7	25.5	27.1	28.1	27.0	27.1	26.4	26.2	26.5	26.9	31.5	29.2	31.6
851-853	Educational services - Services d'enseignement	35.4	35.2	34.3	34.5	34.4	34.1	34.0	33.9	34.2	34.4	33.3	33.6	33.8
851	Elementary & secondary education - Enseignement élémentaire et secondaire	35.6	35.4	34.7	34.9	35.1	35.1	35.0	34.8	34.5	34.2	32.9	33.5	33.4
854	Library services - Bibliothèques	13.5	13.9	13.1	13.7	13.5	12.0	11.5	11.8	11.9	14.7	13.9	16.7	24.1
861-869	Health & social services - Services de soins de santé et services sociaux	27.4	26.9	26.8	28.3	27.5	27.3	27.6	27.2	27.1	26.4	26.7	26.2	27.1
861	Hospitals - Hôpitaux	29.9	29.1	28.7	30.7	29.5	28.6	28.8	28.6	28.1	27.3	26.7	26.2	28.2
862	Other institutional health & social services - Autres établ. de soins de santé & serv. sociaux	24.8	25.1	25.7	26.2	25.5	26.9	27.0	27.2	27.0	26.5	26.3	25.4	26.2
911-922	Accommodation, food & beverage services - Hébergement et restauration	23.8	23.7	22.9	23.1	22.7	22.5	23.3	22.9	23.6	23.4	23.1	22.4	22.4
911-914	Accommodation services - Services d'hébergement	24.6	24.8	23.9	25.0	24.5	24.0	25.7	25.2	25.2	25.3	25.1	25.0	26.8
921-922	Food & beverage services - Services de la restauration	23.3	22.8	22.2	22.0	21.6	21.8	22.2	21.7	22.9	22.5	22.4	21.3	20.9
921	Food services - Services de restauration	23.3	22.9	22.3	22.1	21.7	21.9	22.3	21.8	22.8	22.4	22.4	21.3	20.9
961-999	Miscellaneous services - Services divers	20.8	22.4	22.1	19.4	21.7	23.2	23.4	21.8	25.5	24.4	21.2	25.3	25.1
451-484 Service producing industries - Branches 501-999 productrices de services		26.8	26.6	26.5	26.2	26.3	26.3	26.4	26.1	26.7	26.4	26.3	26.6	27.3
041-999 Industrial aggregate - Ensemble des industries		28.7	28.8	28.8	28.6	28.5	28.0	28.3	28.0	28.8	28.4	28.4	28.9	29.5

Annual Estimates of Employment, Earnings and Hours, 1986-1998, Statistics Canada
Estimations annuelles de l'emploi, des gains et de la durée du travail, 1986-1998, Statistique Canada

Table 6

Estimates of Average Weekly Hours, for Employees paid by the Hour, by Industry, Canada, Provinces and Territories.

Tableau 6

Estimations des heures hebdomadaires moyennes, pour les salariés rémunérés à l'heure, par industrie, Canada, provinces et territoires.

SIC 1980 CTI	Industry Industrie	HOURS - HEURES												
		1986	1987	1988	1989	1990	1991	1992	1993	1994	1995	1996	1997	1998
ALBERTA														
041-051	Logging and forestry - Exploitation forestière et serv. forestiers	35.4	36.4	35.8	36.3	35.5	34.7	36.3	35.0	40.6	36.9	40.9	40.9	40.1
041	Logging - Exploitation forestière	35.4	36.4	35.8	32.1	33.5	35.3	38.3	36.4	42.3	37.1	41.1	41.1	40.2
061-092	Mining (incl. milling), quarrying and oil wells Mines (y compris broyage), carrières et puits de pétrole	39.5	39.1	40.3	38.6	38.8	38.0	38.5	40.2	39.2	37.5	39.9	45.1	42.2
061-063	Mining - Mines	41.3	41.6	42.7	43.3	43.2	41.0	41.5	41.3	41.4	42.9	42.2	43.2	41.8
063	Coal mines - Mines de charbon	40.8	37.5	42.5	41.8	40.9	41.2	41.8	41.7	41.7	43.3	42.7	43.6	42.1
091-092	Services incidental to mineral extraction - Industrie des services miniers	38.4	37.0	38.2	35.6	36.1	36.0	36.2	40.3	39.4	36.5	37.5	43.9	40.8
091	Services incid. to crude petroleum & nat. gas - Services relat. au pétrole brut et au gas nat.	37.4	36.1	37.4	34.9	35.6	35.8	36.2	40.4	39.5	36.3	37.2	43.8	40.8
101-399	Manufacturing - Industries manufacturières	36.0	36.8	37.2	37.2	37.1	37.1	37.9	38.0	38.6	37.8	39.5	39.1	38.5
	Non-durable goods - Biens non durables	34.0	34.8	35.6	35.6	35.4	35.5	36.6	36.9	37.5	36.8	36.8	37.5	37.0
	Durable goods - Biens durables	37.4	38.2	38.4	38.4	38.2	38.4	38.9	38.9	39.4	38.7	41.4	40.0	39.3
101-109	Food - Aliments	35.7	37.1	36.3	34.8	34.8	34.5	36.1	36.8	37.5	36.1	36.2	37.4	36.2
101	Meat and poultry products - Viande & volaille	37.2	38.7	37.7	35.4	36.0	35.0	36.8	36.9	37.7	38.6	38.4	38.3	36.6
251-259	Wood - Bois	37.8	37.6	38.7	38.6	39.1	39.9	40.8	39.2	38.6	38.4	40.3	38.3	39.5
281-284	Printing, publishing & allied ind.- Imprimerie, édition et industries connexes	27.7	26.8	29.2	30.8	31.2	31.5	31.1	32.0	33.1	34.3	33.6	34.0	35.3
281	Commercial printing - Impression commerciale	24.0	24.5	31.1	36.6	38.4	37.8	36.2	37.3	37.1	38.8	36.7	38.8	36.9
311-319	Machinery (ex. elect. mach.) - Machinerie (sauf électrique)	37.7	40.4	39.3	38.6	38.8	38.8	38.9	39.9	40.6	40.5	43.6	42.0	38.6
319	Other machinery & equipment - Autres machineries et équipements	37.3	40.9	40.2	39.3	39.7	39.2	39.5	40.7	40.6	40.6	44.1	42.5	38.7
401-449	Construction - Construction	37.1	37.6	38.5	38.4	39.3	37.5	36.1	36.4	37.8	37.8	41.6	40.5	40.8
401-402	Bldg, developing & general contracting - Constructeurs, promoteurs et entrep. généraux	35.8	36.7	37.5	37.5	38.3	37.4	35.7	35.2	37.7	37.9	40.3	40.5	40.8
401	Residential building & development - Promotion et construction de bâtiments résidentiels	29.6	30.4	31.0	31.0	31.6	32.9	34.3	35.0	36.0	36.9	38.1	37.5	38.0
411-412	Industrial & heavy (engineering) construction - Constr. lourde et industrielle (génie)	36.4	39.6	41.6	43.0	44.0	41.1	40.4	40.7	41.6	42.7	45.6	44.6	46.0
411	Industrial const. (other than buildings) - Constr. industrielle (autre que bâtiment)	37.8	35.9	39.2	40.2	41.4	38.1	38.0	39.9	41.9	40.2	44.0	43.2	46.7
041-449	Goods producing industries - Branches productrices de biens	37.1	37.5	38.3	37.9	38.2	37.4	37.4	37.9	38.5	37.8	40.2	40.6	39.9
451-499	Transportation, storage, comm. & other utilities - Transp., entreposage, comm. et autres services publics	37.0	35.9	37.5	37.6	37.7	36.0	36.4	36.8	35.4	36.1	35.9	35.7	36.0
451-479	Transportation & storage - Transport et entreposage	37.3	35.8	37.9	38.0	38.1	35.8	36.0	36.9	35.3	36.4	36.9	36.7	36.7
451-459	Transportation - Transport	37.4	35.9	37.9	38.1	38.2	35.8	36.0	36.9	35.1	36.5	36.9	36.7	36.5
481-499	Communication & other utilities - Communications et autres services publics	35.9	36.3	36.5	36.6	36.5	36.6	37.6	36.5	35.6	35.2	33.4	33.1	34.4
491-499	Other Utilities - Autres services publics	36.9	37.6	38.2	38.2	38.3	38.3	39.5	39.5	39.0	39.1	36.1	34.9	35.3
491	Electric power systems - Énergie électrique	37.9	37.9	37.8	38.2	38.1	37.0	38.6	39.3	38.9	39.8	37.6	34.8	35.8

Annual Estimates of Employment, Earnings and Hours, 1986-1998, Statistics Canada
Estimations annuelles de l'Emploi, des gains et de la durée du travail, 1986-1998, Statistique Canada

Table 6

Estimates of Average Weekly Hours, for Employees paid by the Hour, by Industry, Canada, Provinces and Territories.

Tableau 6

Estimations des heures hebdomadaires moyennes, pour les salariés rémunérés à l'heure, par industrie, Canada, provinces et territoires.

SIC 1980 CTI	Industry Industrie	HOURS - HEURES												
		1986	1987	1988	1989	1990	1991	1992	1993	1994	1995	1996	1997	1998
ALBERTA														
	501-692 Trade - Commerce	27.4	27.7	28.1	27.6	27.5	27.6	26.4	27.1	27.9	27.8	27.4	28.8	28.7
	501-599 Wholesale Trade - Commerce de gros	34.0	34.0	34.9	34.0	34.7	34.5	34.1	34.6	35.5	34.7	34.6	35.7	36.0
	571-579 Machinery, equipment & supplies - Machines, matériel et fournitures	37.1	36.8	37.3	37.5	38.2	38.1	36.8	37.9	38.3	36.4	36.7	36.9	37.8
	601-692 Retail trade - Commerce de détail	26.2	26.4	26.8	26.4	26.0	26.1	24.9	25.4	25.9	26.0	25.6	26.5	26.4
	601-603 Food, beverage and drug - Aliments, boissons et médicaments	25.3	25.7	25.5	25.5	25.5	26.0	25.7	24.7	24.8	24.7	24.3	24.8	25.2
	601 Food stores - Magasins d'alimentation	27.2	27.6	27.4	27.9	27.1	26.9	25.5	24.8	24.5	24.2	23.6	24.4	25.5
	611-615 Shoe, apparel, fabric & yarn - Chaussures, vêtements, tissus et filés	24.7	24.7	24.1	22.2	22.5	21.4	21.7	22.1	22.9	23.3	22.6	22.4	22.1
	631-639 Auto vehicles, parts & access., sales & serv. - Véhicules autos, pièces & access., vente & serv.	30.9	30.8	32.8	32.3	31.1	32.1	30.2	30.7	30.9	31.0	30.3	32.9	32.2
	641-641 General merchandise stores - Magasins de marchandises diverses	24.7	25.1	24.7	24.2	24.1	22.6	22.9	23.5	23.6	23.2	22.9	23.5	24.0
	651-692 Other retail n.e.c. - Autres commerces de détail n.c.a.	24.3	25.1	25.3	25.2	24.6	24.7	20.9	24.5	25.3	26.5	25.7	24.8	24.3
	701-761 Finance, insurance & real estate - Finances, assur. & affaires immobilières	22.7	22.5	22.8	22.2	23.2	22.5	24.3	25.6	25.0	25.7	25.8	26.8	26.1
	701-749 Finance & insurance - Intermédiaires financiers et assurances	25.3	22.6	23.3	22.4	23.7	21.8	23.0	24.2	24.2	24.8	24.3	25.8	25.3
	701-709 Deposit accepting intermediaries - Intermédiaires financiers de dépôts	18.3	20.4	20.2	20.3	21.2	21.1	20.5	21.1	21.6	21.8	22.9	23.9	24.3
	701-702 Banks - Banques	18.0	20.1	19.9	20.0	20.9	20.8	19.8	20.3	20.8	20.7	21.6	22.4	23.3
	721-729 Investment intermediaries - Intermédiaires d'investissement	32.8	22.7	24.9	24.1	24.5	21.3	28.4	31.8	29.4	29.4	27.2	28.4	26.7
	751-759 Real estate operators (exc'l developers) - Services immobiliers (sauf lotisseurs)	18.2	22.7	22.7	22.1	22.9	24.8	27.3	28.8	25.4	26.8	27.5	27.9	26.6
	771-779 Comm., business & pers. services - Services 851-999 socio-culturels, comm. et pers.	26.8	27.0	27.2	27.0	26.0	25.5	25.7	25.8	26.3	26.7	26.9	26.4	26.5
	771-779 Business services - Services aux entreprises	30.8	29.6	30.3	30.5	31.8	32.8	31.4	30.5	31.3	29.0	33.7	30.9	33.4
	851-853 Educational services - Services d'enseignement	35.5	35.4	35.7	35.7	35.7	35.7	35.5	35.3	35.0	35.1	33.6	33.7	34.0
	851 Elementary & secondary education - Enseignement élémentaire et secondaire	35.7	35.6	36.1	36.1	36.6	36.6	36.2	35.9	35.5	35.5	33.6	33.7	33.8
	852 Post-second. non-university education - Enseignement postsecondaire non univers.	35.0	34.6	34.5	34.6	33.6	33.5	33.7	33.8	33.1	33.1	33.2	33.2	32.7
	854 Library services - Bibliothèques	20.4	22.0	21.0	20.9	22.1	20.5	22.3	21.8	21.5	18.4	18.5	18.6	19.7
	861-869 Health & social services - Services de soins de santé et services sociaux	29.2	28.8	29.4	28.4	26.6	25.3	26.9	26.9	27.5	28.5	29.6	29.1	27.9
	861 Hospitals - Hôpitaux	30.7	30.7	31.9	31.2	28.4	27.1	28.8	28.7	29.6	31.1	31.5	30.4	29.4
	865 Private practice of physicians, surgeons & dentist - Cabinets privés de médecins chirurgiens, dentistes	22.0	23.1	24.1	23.8	21.8	22.4	23.3	24.3	25.5	24.9	29.2	29.3	27.0
	911-922 Accommodation, food & beverage services - Hébergement et restauration	25.7	25.4	25.4	26.1	24.2	24.6	24.1	24.4	24.8	24.7	24.4	23.3	22.9
	911-914 Accommodation services - Services d'hébergement	27.4	28.3	27.7	26.4	25.9	27.3	27.7	28.0	28.2	29.3	28.8	27.4	26.1
	911 Hotels, motels & tourist courts - Hôtels, motels et camps pour touristes	27.5	28.4	27.7	26.5	25.8	27.3	27.6	28.1	28.2	29.4	28.8	27.4	26.0
	921-922 Food & beverage services - Services de la restauration	24.7	23.7	24.1	25.9	23.2	22.7	22.1	22.7	23.3	23.0	22.7	21.9	21.8
	921 Food services - Services de restauration	24.8	23.8	24.2	26.0	23.3	22.8	22.0	22.8	23.3	23.0	22.7	21.9	22.0
	961-999 Miscellaneous services - Services divers	24.1	25.7	25.5	24.8	25.4	24.5	23.0	24.2	24.3	26.0	22.2	26.5	26.2

Annual Estimates of Employment, Earnings and Hours, 1986-1998, Statistics Canada
Estimations annuelles de l'Emploi, des gains et de la durée du travail, 1986-1998, Statistique Canada

Table 6

Estimates of Average Weekly Hours, for Employees paid by the Hour, by Industry, Canada, Provinces and Territories.

Tableau 6

Estimations des heures hebdomadaires moyennes, pour les salariés rémunérés à l'heure, par industrie, Canada, provinces et territoires.

SIC 1980 CTI	Industry Industrie	HOURS - HEURES												
		1986	1987	1988	1989	1990	1991	1992	1993	1994	1995	1996	1997	1998
ALBERTA														
961-969	Amusement & recreational services - Services de divertissements et de loisirs	22.9	23.1	23.8	22.6	22.4	22.8	21.9	21.1	21.1	23.2	20.2	24.3	22.8
991-999	Other services - Autres services	25.5	28.7	28.0	26.7	27.7	25.4	24.6	27.5	27.8	28.8	24.3	28.9	29.9
990	Other services n.e.c. - Autres services n.c.a.	25.7	29.5	28.0	26.6	28.1	24.5	22.4	28.8	30.1	30.7	25.6	31.6	32.2
451-484	Service producing industries - Branches productrices de services	27.9	27.8	28.2	27.8	27.2	26.8	26.7	27.1	27.4	27.6	27.6	28.0	27.9
041-999	Industrial aggregate - Ensemble des industries	30.5	30.5	31.0	30.6	30.2	29.6	29.4	29.8	30.2	30.1	30.5	31.2	31.2
BRITISH COLUMBIA COLOMBIE-BRITANNIQUE														
041-051	Logging and forestry - Exploitation forestière et serv. forestiers	35.5	38.8	38.6	39.2	38.4	35.6	35.2	37.4	37.8	38.2	37.7	39.3	38.3
041	Logging - Exploitation forestière	35.6	39.1	39.2	40.1	39.3	36.3	36.4	37.7	38.2	38.7	38.0	39.6	38.3
061-092	Mining (incl. milling), quarrying and oil wells Mines (y compris broyage), carrières et puits de pétrole	39.3	39.4	40.7	40.8	41.4	40.6	40.8	39.5	40.1	40.7	39.6	41.9	40.9
061-063	Mining - Mines	40.1	40.0	41.9	41.7	42.4	40.7	40.9	39.6	39.0	39.7	39.7	41.0	40.9
061	Metal mines - Mines de métaux	38.6	39.1	41.3	41.3	41.9	40.5	40.6	39.2	38.8	39.0
101-399	Manufacturing - Industries manufacturières	35.8	36.0	35.9	35.9	35.5	34.9	35.5	35.7	35.5	35.4	36.1	35.6	38.0
	Non-durable goods - Biens non durables	34.4	34.5	34.9	34.8	34.8	34.2	34.4	35.0	34.0	34.6	34.9	33.6	35.7
	Durable goods - Biens durables	36.9	37.1	36.6	36.7	35.9	35.4	36.3	36.1	36.4	35.9	36.9	36.7	39.5
101-109	Food - Aliments	31.8	32.0	32.5	31.6	32.5	32.6	32.2	32.9	31.7	32.4	32.5	32.2	34.1
251-259	Wood - Bois	35.7	36.5	35.9	35.9	35.3	34.4	35.6	36.1	35.9	35.5	36.3	35.9	40.3
251	Sawmill, planing mill & shingle mill products - Scieries, ateliers de rabotage et usines de bardeaux	35.9	36.7	35.9	35.9	35.4	34.0	35.3	36.0	35.9	35.5	36.6	36.2	40.8
271-279	Paper & allied products - Papier et produits connexes	36.9	37.0	37.7	37.6	37.6	36.4	36.9	37.0	37.9	38.6	38.2	37.0	39.3
271	Pulp & paper - Pâtes et papiers	37.0	37.1	37.8	37.8	37.8	36.4	36.9	37.1	38.0	38.8	38.5	37.2	39.7
281-284	Printing, publishing & allied ind.- Imprimerie, édition et industries connexes	26.9	25.9	25.3	26.6	27.8	29.8	31.7	33.0	31.6	32.3	33.9	32.7	34.2
281	Commercial printing - Impression commerciale	27.1	28.8	27.6	30.7	32.0	33.8	35.3	36.8	34.3	34.0	34.7	33.2	34.1
401-449	Construction - Construction	32.7	34.2	34.5	35.2	34.5	34.1	33.5	33.2	34.5	32.4	33.1	33.2	36.3
401-402	Bldg, developing & general contracting - Constructeurs, promoteurs et entrep. généraux	30.1	32.6	31.5	33.4	33.1	32.9	33.6	33.3	36.1	32.2	33.3	32.8	36.8
401	Residential building & development - Promotion et construction de bâtiments résidentiels	29.0	31.4	30.4	32.2	31.9	32.3	33.7	33.2	36.1	31.8	32.6	31.2	35.4
411-412	Industrial & heavy (engineering) construction - Constr. lourde et industrielle (génie)	35.5	35.5	36.9	38.0	38.1	37.4	35.8	38.7	41.3	37.2	36.4	38.8	41.8
412	Highway & heavy constr. - Constr. de routes et constr. lourde	33.6	32.4	34.3	36.6	36.2	36.1	35.9	39.0	41.8	36.0	36.4	37.8	41.4
421-429	Trade contracting - Entrepreneurs spécialisés	33.3	34.7	35.4	35.5	34.5	33.9	33.1	32.6	33.2	31.8	32.2	32.0	35.1
441-449	Services incidental to construction - Services relatifs à la construction	32.6	34.6	34.5	37.7	34.5	32.9	29.4	27.6	31.2	28.2	32.9	34.2	34.9
041-449	Goods producing industries - Branches productrices de biens	35.4	36.1	36.2	36.3	35.8	35.2	35.2	35.4	35.6	35.2	35.7	35.6	37.7

Table 6

Estimates of Average Weekly Hours, for Employees paid by the Hour, by Industry, Canada, Provinces and Territories.

Tableau 6

Estimations des heures hebdomadaires moyennes, pour les salariés rémunérés à l'heure, par industrie, Canada, provinces et territoires.

SIC 1980 CTI	Industry Industrie	HOURS - HEURES												
		1986	1987	1988	1989	1990	1991	1992	1993	1994	1995	1996	1997	1998
BRITISH COLUMBIA COLOMBIE-BRITANNIQUE														
	451-499 Transportation, storage, comm. & other utilities - Transp., entreposage, comm. et autres services publics	35.3	35.7	40.7	39.0	38.1	35.4	35.5	35.9	35.9	34.4	35.1	35.2	36.7
	451-479 Transportation & storage - Transport et entreposage	35.8	35.9	41.5	39.1	37.7	34.0	35.0	35.6	35.9	33.7	34.7	34.6	36.6
	451-459 Transportation - Transport	35.8	35.8	41.5	39.2	37.8	34.1	35.0	35.7	35.8	33.6	34.8	34.6	36.6
	481-499 Communication & other utilities - Communications et autres services publics	34.2	35.1	38.9	38.8	38.9	37.9	36.3	36.3	36.0	35.5	35.7	36.4	36.8
	481-484 Communication - Communications	33.9	34.9	39.0	38.8	38.5	36.8	35.2	35.1	35.1	34.5	34.8	35.9	36.9
	482 Telecommunication carriers - Transmission des télécommunications	35.6	36.4	41.0	40.4	40.3	38.5	35.8	35.9	36.2
	491-499 Other Utilities - Autres services publics	35.2	36.0	38.6	39.0	40.6	41.8	39.9	39.9	39.0	39.2	38.3	38.0	36.7
	491 Electric power systems - Énergie électrique	35.9	36.1	39.2	39.8	41.9	42.5	41.2	41.4	40.8	41.1	41.2	41.5	37.9
	501-692 Trade - Commerce	28.2	28.4	28.1	28.6	28.7	28.0	27.7	27.9	27.9	28.1	27.4	28.0	28.4
	501-599 Wholesale Trade - Commerce de gros	35.6	34.2	34.7	34.7	34.4	33.8	33.7	34.0	33.3	33.6	32.3	34.4	34.4
	561-563 Metals, hardware, plumbing, heating & building materials - Métaux, quincaillerie, matér. de plomberie, de chauffage et de construction	34.7	33.5	34.0	31.5	31.9	32.4	32.1	32.0	32.4	32.5	31.3	33.3	33.3
	563 Lumber & building materials - Bois et matériaux de construction	36.1	34.9	35.9	31.0	31.1	31.8	31.5	31.4	31.5	31.2	30.5	32.7	32.7
	601-692 Retail trade - Commerce de détail	27.2	27.5	27.0	27.6	27.6	26.8	26.4	26.8	26.7	27.0	26.3	26.3	26.8
	601-603 Food, beverage and drug - Aliments, boissons et médicaments	29.7	30.1	29.8	30.5	29.6	28.0	27.3	27.7	27.4	27.1	26.6	26.4	26.7
	601 Food stores - Magasins d'alimentation	28.6	29.2	28.6	30.0	29.3	27.7	27.0	27.3	26.8	26.2	25.8	25.4	27.1
	611-615 Shoe, apparel, fabric & yarn - Chaussures, vêtements, tissus et filés	23.0	23.8	23.0	22.7	22.4	23.4	21.7	21.9	23.9	23.1	22.4	21.9	22.0
	613 Women's clothing stores - Magasins de vêtements pour dames	20.3	21.0	20.1	20.9	22.2	19.8	20.7	20.0	22.8	22.8	21.4	21.0	22.0
	631-639 Auto vehicles, parts & access., sales & serv. - Véhicules autos, pièces & access., vente & serv.	30.2	30.4	29.3	29.9	30.4	30.5	29.4	30.3	29.4	30.9	29.4	30.0	31.5
	641-641 General merchandise stores - Magasins de marchandises diverses	25.5	25.5	25.0	25.7	25.1	23.2	23.5	23.5	23.5	23.3	23.4	24.0	24.8
	651-692 Other retail n.e.c. - Autres commerces de détail n.c.a.	24.0	24.6	24.5	25.6	26.0	25.2	25.3	25.2	25.8	26.6	26.0	25.9	24.8
	701-761 Finance, insurance & real estate - Finances, assur. & affaires immobilières	27.1	26.6	24.6	28.2	28.7	26.1	23.6	25.3	26.0	24.9	24.0	27.3	25.4
	701-749 Finance & insurance - Intermédiaires financiers et assurances	25.6	24.8	23.5	26.7	28.7	27.3	24.5	26.5	26.8	25.3	24.0	25.9	25.1
	701-709 Deposit accepting intermediaries - Intermédiaires financiers de dépôts	23.3	24.1	23.4	24.0	27.0	26.4	23.8	24.4	25.9	24.0	23.2	23.0	24.6
	701-702 Banks - Banques	25.7	26.6	25.8	26.5	29.8	28.9	25.3	25.7	26.6	23.7	23.1	22.0	24.0
	751-759 Real estate operators (exc'l developers) - Services immobiliers (sauf lotisseurs)	36.8	38.9	33.4	36.9	33.7	25.9	20.6	20.5	25.9	25.7	24.2	28.8	26.4
	771-779 Comm., business & pers. services - Services socio-culturels, comm. et pers.	25.3	25.4	25.9	24.8	26.0	25.3	25.0	24.7	25.3	24.9	25.1	25.3	26.2
	771-779 Business services - Services aux entreprises	29.0	29.1	31.3	32.4	29.4	28.2	28.8	27.5	28.2	30.2	29.4	32.2	32.0
	851-853 Educational services - Services d'enseignement	33.6	33.5	33.6	33.0	32.5	32.5	33.7	33.9	34.2	33.5	32.7	34.1	34.7
	851 Elementary & secondary education - Enseignement élémentaire et secondaire	33.3	33.3	33.2	33.1	32.9	33.3	33.2	32.9	33.0	32.3	32.1	34.4	35.0

Table 6

Estimates of Average Weekly Hours, for Employees paid by the Hour, by Industry, Canada, Provinces and Territories.

Tableau 6

Estimations des heures hebdomadaires moyennes, pour les salariés rémunérés à l'heure, par industrie, Canada, provinces et territoires.

SIC 1980 CTI	Industry Industrie	HOURS - HEURES												
		1986	1987	1988	1989	1990	1991	1992	1993	1994	1995	1996	1997	1998
BRITISH COLUMBIA COLOMBIE-BRITANNIQUE														
852	Post-second. non-university education - Enseignement postsecondaire non univers.	35.5	35.2	36.0	36.1	35.2	34.7	34.6	34.0	33.8	34.1	33.3	33.3	33.9
853	University education - Enseignement universitaire	32.9	32.8	32.6	31.1	30.8	30.7	34.0	35.1	36.0	35.1	33.7	33.8	34.4
854	Library services - Bibliothèques	20.5	14.8	17.3	21.8	19.3	18.4	17.7	18.1	18.8	19.1	18.5	19.6	25.3
861-869	Health & social services - Services de soins de santé et services sociaux	27.3	27.4	27.4	27.3	27.7	27.2	26.8	26.4	25.8	25.3	25.3	25.7	27.7
861	Hospitals - Hôpitaux	29.3	29.4	29.2	28.9	28.7	28.4	27.6	27.6	26.6	26.7	26.8	26.9	30.2
911-922	Accommodation, food & beverage services - Hébergement et restauration	23.2	23.4	23.4	19.5	23.9	22.6	22.6	22.7	24.2	23.4	23.4	22.9	23.2
911-914	Accommodation services - Services d'hébergement	24.2	24.8	25.7	21.7	28.1	26.9	25.6	26.4	28.4	27.1	27.5	27.1	27.2
911	Hotels, motels & tourist courts - Hôtels, motels et camps pour touristes	24.3	24.9	25.3	21.7	28.2	27.0	25.7	26.7	28.0	27.0	27.5	27.1	27.3
921-922	Food & beverage services - Services de la restauration	22.8	22.9	22.7	18.9	22.4	21.3	21.7	21.6	22.9	22.3	22.0	21.7	22.2
921	Food services - Services de restauration	23.0	23.1	22.9	19.1	22.6	21.4	21.4	21.5	22.6	22.2	22.0	21.6	22.1
961-999	Miscellaneous services - Services divers	21.5	22.0	23.7	24.6	25.2	25.4	24.5	24.9	25.5	24.2	26.4	25.6	25.6
961-969	Amusement & recreational services - Services de divertissements et de loisirs	17.8	18.7	21.4	22.3	22.3	21.6	21.5	21.5	23.7	23.5	24.5	24.5	24.0
960	Other amusement & recreational services n.e.c - Autres serv. de divertis. et de loisirs n.c.a.	16.9	17.4	20.7	22.3	22.2	20.8	19.8	20.5	22.2	22.0	23.4	23.7	23.2
451-484	Service producing industries - Branches 501-999 productrices de services	27.7	27.7	28.3	27.9	28.3	27.2	26.8	26.8	27.2	26.8	26.6	27.1	27.8
041-999	Industrial aggregate - Ensemble des industries	29.8	30.2	30.7	30.5	30.5	29.4	29.1	29.1	29.4	28.9	28.9	29.2	30.2
YUKON														
041-449	Goods producing industries - Branches 491-499 productrices de biens	42.8	41.2	39.5	36.5	35.1	35.9	35.3	36.5	38.0	37.4	38.6	35.9	37.4
451-499	Transportation, storage, comm. & other utilities - Transp., entreposage, comm. et autres services publics	34.7	33.0	33.8	35.0	55.6	36.0	35.3	35.1	37.7	36.6	33.0	30.8	33.8
501-692	Trade - Commerce	29.4	29.8	30.7	29.8	31.0	30.6	29.4	28.9	29.4	29.1	29.8	29.2	29.4
771-779	Comm., business & pers. services - Services 851-999 socio-culturels, comm. et pers.	26.0	25.0	25.6	25.4	25.3	26.0	26.2	26.5	28.4	27.1	29.1	29.0	28.3
451-484	Service producing industries - Branches 501-999 productrices de services	29.7	28.9	29.9	29.4	33.8	30.0	29.7	29.3	31.1	30.1	30.6	30.0	29.6
041-999	Industrial aggregate - Ensemble des industries	33.0	31.8	32.1	31.2	34.1	31.3	31.1	30.7	32.5	31.6	32.4	31.2	30.9
NORTHWEST TERRITORIES TERRITOIRES DU NORD-OUEST														
401-449	Construction - Construction	40.2	40.0	39.5	37.7	39.1	37.5	38.3	39.2	39.0	38.5	35.8	33.6	38.0

Annual Estimates of Employment, Earnings and Hours, 1986-1998, Statistics Canada
Estimations annuelles de l'Emploi, des gains et de la durée du travail, 1986-1998, Statistique Canada

Table 6

Estimates of Average Weekly Hours, for Employees paid by the Hour, by Industry, Canada, Provinces and Territories.

Tableau 6

Estimations des heures hebdomadaires moyennes, pour les salariés rémunérés à l'heure, par industrie, Canada, provinces et territoires.

SIC 1980 CTI	Industry Industrie	HOURS - HEURES												
		1986	1987	1988	1989	1990	1991	1992	1993	1994	1995	1996	1997	1998
NORTHWEST TERRITORIES TERRITOIRES DU NORD-OUEST														
041-449 Goods producing industries - Branches 491-499 productrices de biens		42.2	42.0	40.9	39.5	41.5	42.6	41.5	38.6	38.8	38.1	38.4	37.0	39.1
451-499 Transportation, storage, comm. & other utilities - Transp., entreposage, comm. et autres services publics		37.4	35.5	35.8	36.1	43.5	38.6	38.3	37.9	35.1	36.9	35.8	33.6	35.8
501-692 Trade - Commerce		28.2	28.8	28.7	29.2	29.2	29.0	28.0	28.0	28.2	27.4	27.7	26.6	26.9
701-761 Finance, insurance & real estate - Finances, assur. & affaires immobilières		30.5	31.6	33.5	33.5	33.5	33.8	33.2	34.4	35.4	34.2	36.8	33.1	29.2
771-779 Comm., business & pers. services - Services 851-999 socio-culturels, comm. et pers.		23.1	23.1	23.6	25.5	25.5	26.7	28.0	27.0	30.3	29.3	30.7	29.6	29.8
851-853 Educational services - Services d'enseignement		45.5	44.3	38.4	33.6	33.5	34.4	33.2	33.4	33.9	32.7	32.0	32.0	31.7
861-869 Health & social services - Services de soins de santé et services sociaux		35.6	36.9	32.3	30.7	31.9	31.9	32.8	30.5	33.0	31.9	32.6	30.8	31.8
861 Hospitals - Hôpitaux		43.5	39.3	33.0	32.1	34.8	33.7	33.9	33.9	34.0	31.7	..
911-922 Accommodation, food & beverage services - Hébergement et restauration		18.2	17.8	20.7	24.0	23.3	25.2	26.3	25.6	28.0	26.5	27.7	26.8	26.7
911-914 Accommodation services - Services d'hébergement		17.1	16.8	18.6	24.3	24.3	24.4	26.0	25.1	27.5	26.7	28.7	28.1	28.0
451-484 Service producing industries - Branches 501-999 productrices de services		27.6	27.1	27.6	28.7	29.9	29.7	29.9	29.8	30.8	30.1	30.9	29.8	29.6
041-999 Industrial aggregate - Ensemble des industries		32.8	32.0	31.6	32.0	33.4	33.5	33.1	32.1	33.1	32.2	32.6	31.5	31.5

Annual Estimates of Employment, Earnings and Hours, 1986-1998, Statistics Canada
Estimations annuelles de l'emploi, des gains et de la durée du travail, 1986-1998, Statistique Canada

Table 7A

Tableau 7A

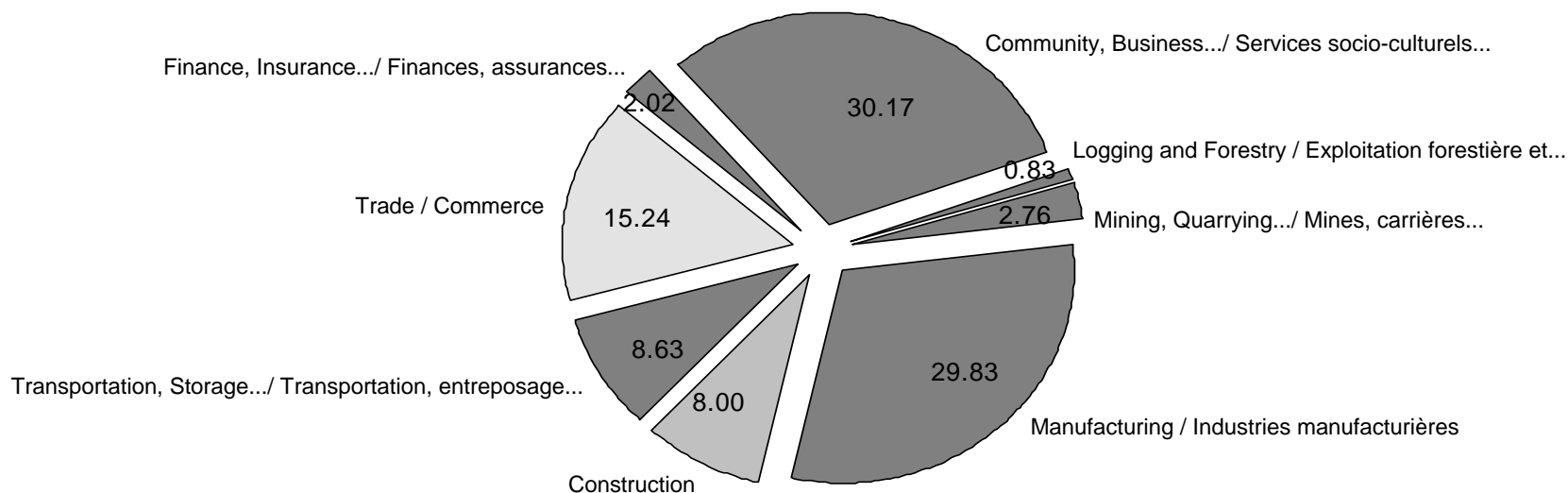
Estimates of Total Weekly Payrolls for Employees paid by the Hour, for selected industries, Canada, Provinces and Territories.

In Canada for 1998, 60% of all total weekly payrolls for employees paid by the hour came from the Manufacturing and Community, Business and Personal Services industries.

Estimations de la rémunération hebdomadaire brute pour les salariés rémunérés à l'heure, pour une sélection d'industries, Canada, provinces et territoires.

En 1998, les industries manufacturières et celles des services socio-culturels, communautaires et personnels comptaient pour près de 60% de la rémunération hebdomadaire brute des salariés rémunérés à l'heure au Canada.

National Industrial breakdown for Total Weekly Payrolls as % of Industrial Aggregate /
Répartition industrielle nationale de la rémunération hebdomadaire brute en % par rapport à
l'ensemble des industries



Canada, Provinces and Territories/
Canada, Provinces et Territoires

Page

194

Table 7A

Estimates of Total Weekly Payrolls, for Employees paid by the Hour, for Selected Industries, Canada, Provinces and Territories.

Tableau 7A

Estimations de la rémunération hebdo. brute, pour les salariés rémunérés à l'heure, pour une sélection d'industries, Canada, provinces et territoires.

SIC 1980 CTI	Industry Industrie	DOLLARS IN THOUSANDS - DOLLARS EN MILLIERS												
		1986	1987	1988	1989	1990	1991	1992	1993	1994	1995	1996	1997	1998
CANADA														
041-051	Logging and forestry - Exploitation forestière et serv. forestiers	15,312	18,058	18,605	20,994	18,606	19,211	19,468	20,849	21,506	23,403	24,542	25,590	23,471
061-092	Mining (incl. milling), quarrying and oil wells Mines (y compris broyage), carrières et puits de pétrole	51,026	53,437	61,354	60,669	62,323	62,076	57,306	56,137	65,907	61,617	59,547	71,655	77,642
101-399	Manufacturing - Industries manufacturières	552,351	610,417	649,884	689,469	663,293	609,874	608,064	630,165	670,236	702,614	741,617	819,588	839,258
401-449	Construction - Construction	188,549	204,834	223,430	259,511	267,993	225,551	193,969	189,562	201,175	210,136	204,747	214,143	225,142
041-449	Goods producing industries - Branches													
491-499	productrices de biens	835,500	917,130	986,784	1,066,913	1,052,561	958,927	922,556	941,245	1,005,157	1,042,868	1,073,404	1,174,863	1,205,933
451-499	Transportation, storage, comm. & other utilities - Transp., entreposage, comm. et autres services publics	165,907	149,922	168,663	177,553	186,705	188,220	193,584	197,614	208,323	204,052	199,329	228,142	242,839
501-692	Trade - Commerce	263,945	282,329	298,788	324,639	360,929	336,320	329,686	349,093	367,852	385,665	399,791	425,520	428,862
701-761	Finance, insurance & real estate - Finances, assur. & affaires immobilières	19,303	22,154	27,800	33,861	37,734	34,234	31,699	36,608	39,858	43,634	50,821	63,826	56,816
771-779	Comm., business & pers. services - Services													
851-999	socio-culturels, comm. et pers.	402,007	450,537	486,947	538,272	592,001	621,856	629,025	656,066	690,663	733,835	786,035	799,502	848,929
451-484	Service producing industries - Branches													
501-999	productrices de services	841,402	893,399	970,487	1,038,126	1,137,030	1,145,727	1,171,728	1,225,781	1,291,993	1,357,288	1,436,734	1,534,197	1,607,695
041-999	Industrial aggregate - Ensemble des industries	1,676,902	1,810,529	1,957,271	2,105,039	2,189,591	2,104,653	2,094,285	2,167,026	2,297,150	2,400,156	2,510,138	2,709,060	2,813,628
NEWFOUNDLAND TERRE-NEUVE														
061-092	Mining (incl. milling), quarrying and oil wells Mines (y compris broyage), carrières et puits de pétrole	1,279	1,296	1,685	1,815	1,957	1,849	1,670	1,652	1,988	2,001	2,012	2,348	1,664
101-399	Manufacturing - Industries manufacturières	4,454	5,488	5,939	6,329	5,858	5,468	4,763	4,498	4,277	4,342	4,640	5,424	5,623
401-449	Construction - Construction	1,721	1,876	2,598	3,219	2,966	2,571	2,671	4,026	6,111	6,178	5,217	2,271	2,025
041-449	Goods producing industries - Branches													
491-499	productrices de biens	8,132	9,407	10,940	12,086	11,526	10,684	9,838	10,822	13,371	13,515	13,318	11,980	10,615
451-499	Transportation, storage, comm. & other utilities - Transp., entreposage, comm. et autres services publics	1,936	1,912	2,022	2,005	2,362	2,319	2,341	2,263	2,341	2,394	3,603	4,614	3,485
501-692	Trade - Commerce	2,674	3,220	3,615	4,105	4,826	4,262	4,393	4,358	4,770	5,182	4,776	5,199	5,442
701-761	Finance, insurance & real estate - Finances, assur. & affaires immobilières	129	159	155	186	235	231	230	259	335	346	523	560	371

Annual Estimates of Employment, Earnings and Hours, 1986-1998, Statistics Canada
Estimations annuelles de l'emploi, des gains et de la durée du travail, 1986-1998, Statistique Canada

Table 7A

Estimates of Total Weekly Payrolls, for Employees paid by the Hour, for Selected Industries, Canada, Provinces and Territories.

Tableau 7A

Estimations de la rémunération hebdo. brute, pour les salariés rémunérés à l'heure, pour une sélection d'industries, Canada, provinces et territoires.

SIC 1980 CTI	Industry Industrie	DOLLARS IN THOUSANDS - DOLLARS EN MILLIERS												
		1986	1987	1988	1989	1990	1991	1992	1993	1994	1995	1996	1997	1998
NEWFOUNDLAND TERRE-NEUVE														
771-779 Comm., business & pers. services - Services 851-999 socio-culturels, comm. et pers.		3,406	4,405	4,761	5,485	5,889	5,844	5,757	6,203	6,617	6,968	8,282	7,856	9,154
451-484 Service producing industries - Branches 501-999 productrices de services		7,907	9,490	10,392	11,426	12,922	12,302	12,584	12,995	13,790	14,678	16,734	17,692	18,438
041-999 Industrial aggregate - Ensemble des industries		16,038	18,897	21,332	23,512	24,448	22,985	22,422	23,817	27,161	28,194	30,052	29,673	29,052
PRINCE EDWARD ISLAND ILE-DU-PRINCE-ÉDOUARD														
101-399 Manufacturing - Industries manufacturières		582	665	749	797	824	766	890	858	908	993	1,316	2,040	1,970
401-449 Construction - Construction		428	521	676	628	802	684	685	704	762	1,925	2,944	1,130	1,054
041-449 Goods producing industries - Branches 491-499 productrices de biens		1,108	1,304	1,552	1,567	1,784	1,631	1,762	1,754	1,859	3,099	4,405	3,311	3,137
451-499 Transportation, storage, comm. & other utilities - Transp., entreposage, comm. et autres services publics		530	491	539	622	692	697	695	744	737	735	645	688	701
501-692 Trade - Commerce		656	712	849	842	958	955	917	1,053	1,123	1,236	1,199	1,254	1,205
771-779 Comm., business & pers. services - Services 851-999 socio-culturels, comm. et pers.		575	723	831	889	1,052	1,133	1,132	1,228	1,451	2,101	2,443	2,266	2,664
451-484 Service producing industries - Branches 501-999 productrices de services		1,745	1,994	2,368	2,281	2,630	2,759	2,917	3,241	3,547	4,434	4,804	4,754	5,086
041-999 Industrial aggregate - Ensemble des industries		2,853	3,298	3,921	3,848	4,413	4,390	4,679	4,994	5,406	7,533	9,210	8,065	8,222
NOVA SCOTIA NOUVELLE-ÉCOSSE														
061-092 Mining (incl. milling), quarrying and oil wells Mines (y compris broyage), carrières et puits de pétrole		1,952	2,163	2,233	1,736	2,096	2,222	1,820	1,928	2,056	2,126	1,465	1,643	1,604
101-399 Manufacturing - Industries manufacturières		9,618	11,422	12,543	12,882	12,837	11,931	12,657	11,915	12,562	13,510	13,805	15,454	16,024
401-449 Construction - Construction		4,325	5,115	5,622	6,943	7,099	5,885	5,126	5,300	4,843	4,952	4,953	6,277	5,789
041-449 Goods producing industries - Branches 491-499 productrices de biens		16,932	19,706	21,422	22,652	23,304	21,285	20,854	20,442	20,924	22,149	21,794	25,101	24,667
451-499 Transportation, storage, comm. & other utilities - Transp., entreposage, comm. et autres services publics		6,420	6,673	6,992	7,162	7,577	7,205	7,324	7,509	7,435	7,010	6,523	7,237	5,873
501-692 Trade - Commerce		6,286	6,365	6,883	7,918	8,869	8,232	7,904	8,651	9,378	9,911	9,396	10,766	11,142

Annual Estimates of Employment, Earnings and Hours, 1986-1998, Statistics Canada
Estimations annuelles de l'Emploi, des gains et de la durée du travail, 1986-1998, Statistique Canada

Table 7A

Estimates of Total Weekly Payrolls, for Employees paid by the Hour, for Selected Industries, Canada, Provinces and Territories.

Tableau 7A

Estimations de la rémunération hebdo. brute, pour les salariés rémunérés à l'heure, pour une sélection d'industries, Canada, provinces et territoires.

SIC 1980 CTI	Industry Industrie	DOLLARS IN THOUSANDS - DOLLARS EN MILLIERS												
		1986	1987	1988	1989	1990	1991	1992	1993	1994	1995	1996	1997	1998
NOVA SCOTIA NOUVELLE-ÉCOSSE														
701-761	Finance, insurance & real estate - Finances, assur. & affaires immobilières	302	335	378	527	650	534	587	871	970	1,010	1,293	1,213	1,084
771-779	Comm., business & pers. services - Services socio-culturels, comm. et pers.	7,911	8,843	10,014	11,233	12,335	13,142	13,912	13,702	14,958	16,866	17,806	18,491	20,514
451-484	Service producing industries - Branches productrices de services	20,386	21,647	23,662	25,965	28,435	28,252	29,412	30,437	32,303	34,504	35,176	38,770	39,945
041-999	Industrial aggregate - Ensemble des industries	37,318	41,353	45,084	48,617	51,739	49,538	50,266	50,879	53,227	56,653	56,971	63,870	64,612
NEW BRUNSWICK NOUVEAU-BRUNSWICK														
041-051	Logging and forestry - Exploitation forestière et serv. forestiers	940	665	778	1,113	994	901	855	1,034	840	1,066	936	1,308	1,349
061-092	Mining (incl. milling), quarrying and oil wells - Mines (y compris broyage), carrières et puits de pétrole	1,368	1,459	1,548	1,615	1,162	1,230	1,455	1,420	1,491	1,590	1,712	1,795	1,576
101-399	Manufacturing - Industries manufacturières	9,302	10,570	11,972	12,828	12,315	12,049	12,539	12,865	13,311	13,817	12,612	14,866	14,892
401-449	Construction - Construction	3,090	3,608	4,584	6,260	6,179	5,886	5,576	5,227	4,921	4,784	4,959	4,954	4,847
041-449	Goods producing industries - Branches productrices de biens	14,952	16,573	19,142	22,106	20,927	20,358	20,738	20,910	20,835	21,528	20,415	23,150	23,308
451-499	Transportation, storage, comm. & other utilities - Transp., entreposage, comm. et autres services publics	4,287	3,306	3,267	3,724	3,797	3,890	3,886	4,150	4,155	4,263	4,461	4,730	4,496
501-692	Trade - Commerce	5,166	5,311	5,655	6,478	6,771	7,445	6,851	7,012	7,677	7,882	7,831	8,525	8,620
701-761	Finance, insurance & real estate - Finances, assur. & affaires immobilières	393	442	390	492	546	626	677	714	824	835	972	920	905
771-779	Comm., business & pers. services - Services socio-culturels, comm. et pers.	9,746	10,759	11,580	13,124	14,083	14,958	15,410	15,776	16,562	16,762	18,081	17,493	18,357
451-484	Service producing industries - Branches productrices de services	19,594	19,959	21,278	23,529	24,920	26,812	27,314	28,221	29,802	30,625	32,616	33,373	34,204
041-999	Industrial aggregate - Ensemble des industries	34,546	36,531	40,421	45,634	45,847	47,170	48,051	49,132	50,637	52,154	53,031	56,523	57,512
QUÉBEC														
041-051	Logging and forestry - Exploitation forestière et serv. forestiers	2,148	2,500	2,883	2,915	2,684	2,806	2,929	3,459	3,365	3,639	3,255	4,245	5,467

Annual Estimates of Employment, Earnings and Hours, 1986-1998, Statistics Canada
Estimations annuelles de l'Emploi, des gains et de la durée du travail, 1986-1998, Statistique Canada

Table 7A

Estimates of Total Weekly Payrolls, for Employees paid by the Hour, for Selected Industries, Canada, Provinces and Territories.

Tableau 7A

Estimations de la rémunération hebdo. brute, pour les salariés rémunérés à l'heure, pour une sélection d'industries, Canada, provinces et territoires.

SIC 1980 CTI	Industry Industrie	DOLLARS IN THOUSANDS - DOLLARS EN MILLIERS												
		1986	1987	1988	1989	1990	1991	1992	1993	1994	1995	1996	1997	1998
QUÉBEC														
061-092	Mining (incl. milling), quarrying and oil wells Mines (y compris broyage), carrières et puits de pétrole	7,694	7,978	8,666	8,822	9,172	8,596	8,598	7,754	8,801	8,665	8,213	8,896	8,946
101-399	Manufacturing - Industries manufacturières	139,316	154,954	164,859	172,875	165,388	157,966	157,721	164,457	164,563	177,208	184,449	199,808	212,315
401-449	Construction - Construction	52,994	57,694	62,421	72,164	66,513	53,223	42,280	45,116	46,277	48,960	42,102	43,905	46,320
041-449	Goods producing industries - Branches													
491-499	productrices de biens	209,070	230,883	247,680	266,064	253,027	232,704	222,009	231,983	234,437	249,698	247,790	265,907	282,782
451-499	Transportation, storage, comm. & other utilities - Transp., entreposage, comm. et autres services publics	31,217	29,216	35,332	35,085	36,236	39,411	43,291	45,203	46,731	46,516	45,731	50,064	50,989
501-692	Trade - Commerce	64,608	72,827	76,187	80,602	93,371	84,809	77,423	83,499	90,444	91,478	93,171	100,538	99,119
701-761	Finance, insurance & real estate - Finances, assur. & affaires immobilières	6,963	7,635	10,182	11,043	10,491	11,324	9,309	10,372	11,222	12,111	13,839	29,324	16,807
771-779	Comm., business & pers. services - Services													
851-999	socio-culturels, comm. et pers.	108,456	119,997	133,413	144,522	157,190	169,533	176,565	180,374	184,212	193,424	206,395	212,202	203,785
451-484	Service producing industries - Branches													
501-999	productrices de services	211,646	229,573	254,909	261,996	288,020	297,275	306,202	317,876	331,448	343,392	361,619	399,777	378,048
041-999	Industrial aggregate - Ensemble des industries	420,716	460,456	502,589	528,060	541,047	529,980	528,211	549,860	565,885	593,090	609,409	665,684	660,831
ONTARIO														
041-051	Logging and forestry - Exploitation forestière et serv. forestiers	4,514	4,489	3,960	4,277	3,782	3,383	4,064	4,016	3,707	4,206	3,962	3,549	3,757
061-092	Mining (incl. milling), quarrying and oil wells Mines (y compris broyage), carrières et puits de pétrole	9,748	11,132	13,128	13,077	12,750	12,385	11,606	12,180	11,809	13,737	14,214	13,836	12,812
101-399	Manufacturing - Industries manufacturières	293,783	317,579	334,415	356,531	334,872	305,714	303,083	313,719	344,929	360,602	378,958	419,383	421,905
401-449	Construction - Construction	80,882	88,964	95,814	106,082	110,154	94,085	73,024	64,107	70,508	74,820	76,516	78,388	81,410
041-449	Goods producing industries - Branches													
491-499	productrices de biens	403,438	437,558	464,388	498,705	483,417	438,102	415,045	416,782	455,184	476,484	496,322	538,962	538,883
451-499	Transportation, storage, comm. & other utilities - Transp., entreposage, comm. et autres services publics	57,602	52,864	58,932	63,035	69,535	70,162	71,704	69,976	74,436	74,034	77,903	91,437	98,432
501-692	Trade - Commerce	105,146	107,826	113,041	127,126	138,590	124,390	126,185	133,566	138,219	146,630	160,495	156,610	166,562
701-761	Finance, insurance & real estate - Finances, assur. & affaires immobilières	7,242	8,942	11,086	14,394	17,188	13,054	12,298	13,795	15,765	17,979	20,829	14,744	21,094
771-779	Comm., business & pers. services - Services													
851-999	socio-culturels, comm. et pers.	152,786	176,084	182,536	203,732	223,870	237,003	231,340	245,346	252,609	275,396	290,641	289,978	327,639

Annual Estimates of Employment, Earnings and Hours, 1986-1998, Statistics Canada
Estimations annuelles de l'emploi, des gains et de la durée du travail, 1986-1998, Statistique Canada

Table 7A

Estimates of Total Weekly Payrolls, for Employees paid by the Hour, for Selected Industries, Canada, Provinces and Territories.

Tableau 7A

Estimations de la rémunération hebdo. brute, pour les salariés rémunérés à l'heure, pour une sélection d'industries, Canada, provinces et territoires.

SIC 1980 CTI	Industry Industrie	DOLLARS IN THOUSANDS - DOLLARS EN MILLIERS												
		1986	1987	1988	1989	1990	1991	1992	1993	1994	1995	1996	1997	1998
ONTARIO														
	451-484 Service producing industries - Branches 501-999 productrices de services	313,317	335,702	354,612	389,567	427,327	424,275	427,396	448,839	465,873	500,829	539,376	546,137	618,195
	041-999 Industrial aggregate - Ensemble des industries	716,755	773,260	819,000	888,272	910,744	862,377	842,441	865,622	921,056	977,313	1,035,698	1,085,099	1,157,078
MANITOBA														
	061-092 Mining (incl. milling), quarrying and oil wells Mines (y compris broyage), carrières et puits de pétrole	1,829	1,835	2,134	2,729	2,650	2,443	2,531	2,556	2,310	2,301	1,694	2,120	1,908
	101-399 Manufacturing - Industries manufacturières	14,682	16,225	17,043	18,075	17,912	15,281	15,454	15,753	16,424	18,125	19,179	21,788	22,709
	401-449 Construction - Construction	5,995	6,870	6,591	6,403	6,581	5,689	5,887	5,000	5,645	6,440	5,423	6,432	5,965
	041-449 Goods producing industries - Branches 491-499 productrices de biens	23,364	25,833	26,765	28,251	28,314	24,646	25,131	24,573	25,806	28,388	28,010	32,103	32,418
	451-499 Transportation, storage, comm. & other utilities - Transp., entreposage, comm. et autres services publics	9,472	7,376	8,411	9,705	10,225	10,134	10,063	9,714	10,135	9,171	9,226	8,315	10,494
	501-692 Trade - Commerce	9,701	10,386	10,588	10,740	11,450	10,517	10,440	11,334	13,307	13,071	13,041	14,707	14,563
	701-761 Finance, insurance & real estate - Finances, assur. & affaires immobilières	530	511	620	853	890	1,098	1,098	1,043	1,137	938	1,167	1,247	2,136
	771-779 Comm., business & pers. services - Services 851-999 socio-culturels, comm. et pers.	14,407	16,193	18,854	20,038	22,088	22,147	23,259	24,193	26,080	27,053	28,892	26,603	29,187
	451-484 Service producing industries - Branches 501-999 productrices de services	33,442	33,790	38,124	40,367	43,574	42,987	44,695	46,036	50,376	49,906	52,406	51,740	58,156
	041-999 Industrial aggregate - Ensemble des industries	56,806	59,624	64,889	68,617	71,887	67,633	69,826	70,610	76,182	78,294	80,416	83,843	90,574
SASKATCHEWAN														
	061-092 Mining (incl. milling), quarrying and oil wells Mines (y compris broyage), carrières et puits de pétrole	3,096	3,298	3,287	3,076	3,118	2,996	3,233	3,115	3,550	3,920	3,358	4,647	5,069
	101-399 Manufacturing - Industries manufacturières	5,879	6,612	7,124	7,942	7,612	6,206	6,478	6,621	7,734	8,632	8,552	9,428	10,236
	401-449 Construction - Construction	3,810	4,513	4,588	4,747	4,789	3,975	4,165	4,439	5,597	4,812	4,843	6,656	6,400
	041-449 Goods producing industries - Branches 491-499 productrices de biens	13,028	14,603	15,274	16,078	15,964	13,577	14,278	14,675	17,430	17,957	17,228	21,260	22,923
	451-499 Transportation, storage, comm. & other utilities - Transp., entreposage, comm. et autres services publics	4,744	3,081	3,300	3,405	3,340	3,285	3,373	3,585	3,874	3,600	3,365	3,795	5,842
	501-692 Trade - Commerce	8,128	8,955	9,373	9,127	9,724	9,520	9,621	9,814	10,878	11,036	10,889	13,132	13,040

Annual Estimates of Employment, Earnings and Hours, 1986-1998, Statistics Canada
Estimations annuelles de l'emploi, des gains et de la durée du travail, 1986-1998, Statistique Canada

Table 7A

Estimates of Total Weekly Payrolls, for Employees paid by the Hour, for Selected Industries, Canada, Provinces and Territories.

Tableau 7A

Estimations de la rémunération hebdo. brute, pour les salariés rémunérés à l'heure, pour une sélection d'industries, Canada, provinces et territoires.

SIC 1980 CTI	Industry Industrie	DOLLARS IN THOUSANDS - DOLLARS EN MILLIERS												
		1986	1987	1988	1989	1990	1991	1992	1993	1994	1995	1996	1997	1998
SASKATCHEWAN														
701-761	Finance, insurance & real estate - Finances, assur. & affaires immobilières	451	498	530	560	713	720	759	870	953	985	1,222	1,334	1,768
771-779	Comm., business & pers. services - Services socio-culturels, comm. et pers.	15,121	16,210	16,803	17,751	19,518	19,437	20,062	19,590	20,815	21,492	22,707	25,225	26,651
451-484 Service producing industries - Branches 501-999 productrices de services		28,554	28,921	30,184	30,728	33,062	32,870	34,074	34,043	36,687	37,782	39,209	45,615	50,064
041-999 Industrial aggregate - Ensemble des industries		41,582	43,524	45,458	46,806	49,026	46,447	48,353	48,719	54,118	55,739	56,438	66,875	72,987
ALBERTA														
041-051	Logging and forestry - Exploitation forestière et serv. forestiers	299	324	382	518	618	776	838	860	858	975	936	921	1,092
061-092	Mining (incl. milling), quarrying and oil wells - Mines (y compris broyage), carrières et puits de pétrole	16,509	16,019	18,458	17,872	19,445	20,822	18,422	19,125	26,711	18,462	18,223	26,615	35,256
101-399	Manufacturing - Industries manufacturières	22,389	25,280	27,822	29,271	31,068	28,307	27,755	29,646	31,120	31,757	35,383	43,339	48,072
401-449	Construction - Construction	19,500	18,656	21,396	25,296	31,405	25,029	23,456	24,650	25,092	25,406	26,215	36,070	35,029
041-449 Goods producing industries - Branches 491-499 productrices de biens		60,626	62,382	70,393	75,529	85,398	77,786	73,520	77,312	86,672	79,438	82,870	109,213	122,378
451-499	Transportation, storage, comm. & other utilities - Transp., entreposage, comm. et autres services publics	16,080	13,134	15,089	15,801	17,556	16,059	16,708	17,368	16,392	16,195	15,512	19,212	23,006
501-692	Trade - Commerce	24,106	26,212	28,883	30,884	33,702	34,043	32,151	33,109	36,570	37,013	39,345	48,679	45,671
701-761	Finance, insurance & real estate - Finances, assur. & affaires immobilières	1,197	1,451	1,885	1,900	2,345	2,149	2,469	2,726	2,788	3,823	4,135	3,652	4,314
771-779	Comm., business & pers. services - Services socio-culturels, comm. et pers.	40,328	43,398	47,684	55,125	58,378	57,216	57,376	61,238	67,813	65,070	77,447	74,781	83,218
451-484 Service producing industries - Branches 501-999 productrices de services		81,678	84,082	93,154	101,142	109,120	107,508	109,625	115,129	124,132	123,007	139,536	151,175	160,258
041-999 Industrial aggregate - Ensemble des industries		142,304	146,464	163,547	176,671	194,518	185,294	183,145	192,441	210,804	202,445	222,406	260,388	282,636
BRITISH COLUMBIA COLOMBIE-BRITANNIQUE														
041-051	Logging and forestry - Exploitation forestière et serv. forestiers	6,753	9,403	9,808	11,284	9,556	10,379	9,855	10,541	11,419	12,127	14,057	13,805	10,125
061-092	Mining (incl. milling), quarrying and oil wells - Mines (y compris broyage), carrières et puits de pétrole	5,812	6,359	8,056	7,982	7,949	7,644	6,244	5,083	5,711	7,375	6,742	7,460	7,322

Table 7A

Estimates of Total Weekly Payrolls, for Employees paid by the Hour, for Selected Industries, Canada, Provinces and Territories.

Tableau 7A

Estimations de la rémunération hebdo. brute, pour les salariés rémunérés à l'heure, pour une sélection d'industries, Canada, provinces et territoires.

SIC 1980 CTI	Industry Industrie	DOLLARS IN THOUSANDS - DOLLARS EN MILLIERS												
		1986	1987	1988	1989	1990	1991	1992	1993	1994	1995	1996	1997	1998
BRITISH COLUMBIA COLOMBIE-BRITANNIQUE														
101-399	Manufacturing - Industries manufacturières	52,247	61,588	67,370	71,859	74,542	66,100	66,610	69,744	74,301	73,510	82,581	87,873	85,353
401-449	Construction - Construction	15,178	16,549	18,553	27,038	30,784	27,792	30,383	30,128	30,347	30,774	30,617	26,929	35,091
041-449	Goods producing industries - Branches	82,297	96,363	106,291	120,916	125,906	115,323	116,583	119,476	125,738	127,721	137,976	139,993	141,746
451-499	Transportation, storage, comm. & other utilities - Transp., entreposage, comm. et autres services publics	32,682	30,942	33,789	35,922	34,338	34,063	33,141	36,108	41,059	39,123	31,205	36,794	38,452
501-692	Trade - Commerce	36,862	39,862	42,984	45,995	51,737	51,216	52,811	55,699	54,391	61,061	58,390	64,689	62,271
701-761	Finance, insurance & real estate - Finances, assur. & affaires immobilières	1,868	1,945	2,220	3,591	4,356	4,167	3,889	5,531	5,427	5,178	6,296	10,319	7,975
771-779	Comm., business & pers. services - Services socio-culturels, comm. et pers.	48,664	53,216	59,492	65,126	76,275	80,100	82,700	86,700	97,669	106,731	110,933	121,570	124,782
451-484	Service producing industries - Branches	120,852	125,746	138,588	147,896	163,633	167,129	173,257	184,505	199,280	213,276	209,082	237,426	238,277
041-999	Industrial aggregate - Ensemble des industries	203,149	222,108	244,879	268,812	289,539	282,451	289,840	303,980	325,018	340,997	347,058	377,420	380,023
YUKON														
041-449	Goods producing industries - Branches	639	685	779	825	704	686	934	722	839	854	1,122	1,233	894
451-499	Transportation, storage, comm. & other utilities - Transp., entreposage, comm. et autres services publics	492	521	546	522	452	427	396	352	366	334	408	474	404
501-692	Trade - Commerce	328	316	345	391	439	436	472	453	466	455	501	547	454
771-779	Comm., business & pers. services - Services socio-culturels, comm. et pers.	223	264	299	341	365	380	438	490	552	574	751	922	986
451-484	Service producing industries - Branches	1,078	1,185	1,378	1,311	1,318	1,343	1,603	1,558	1,707	1,720	2,140	2,603	2,413
041-999	Industrial aggregate - Ensemble des industries	1,717	1,870	2,156	2,136	2,022	2,030	2,537	2,280	2,546	2,574	3,262	3,836	3,307
NORTHWEST TERRITORIES TERRITOIRES DU NORD-OUEST														
401-449	Construction - Construction	288	321	409	364	435	431	430	585	714	724	574	789	886
041-449	Goods producing industries - Branches	1,915	1,833	2,158	2,134	2,290	2,145	1,863	1,792	2,063	2,036	2,154	2,650	2,182

Annual Estimates of Employment, Earnings and Hours, 1986-1998, Statistics Canada
Estimations annuelles de l'emploi, des gains et de la durée du travail, 1986-1998, Statistique Canada

Table 7A

Estimates of Total Weekly Payrolls, for Employees paid by the Hour, for Selected Industries, Canada, Provinces and Territories.

Tableau 7A

Estimations de la rémunération hebdo. brute, pour les salariés rémunérés à l'heure, pour une sélection d'industries, Canada, provinces et territoires.

SIC 1980 CTI	Industry Industrie	DOLLARS IN THOUSANDS - DOLLARS EN MILLIERS												
		1986	1987	1988	1989	1990	1991	1992	1993	1994	1995	1996	1997	1998
NORTHWEST TERRITORIES TERRITOIRES DU NORD-OUEST														
451-499	Transportation, storage, comm. & other utilities - Transp., entreposage, comm. et autres services publics	444	406	446	567	596	567	662	642	662	676	746	785	664
501-692	Trade - Commerce	286	335	386	430	492	494	519	545	631	709	757	874	774
701-761	Finance, insurance & real estate - Finances, assur. & affaires immobilières	155	161	228	184	172	199	211	276	261	252	293	249	156
771-779 851-999	Comm., business & pers. services - Services socio-culturels, comm. et pers.	383	445	680	906	956	963	1,074	1,226	1,327	1,397	1,655	2,116	1,990
451-484 501-999	Service producing industries - Branches productrices de services	1,204	1,311	1,835	1,919	2,071	2,214	2,650	2,900	3,047	3,135	4,033	5,134	4,614
041-999	Industrial aggregate - Ensemble des industries	3,120	3,144	3,994	4,054	4,361	4,359	4,513	4,692	5,110	5,171	6,187	7,784	6,796

Annual Estimates of Employment, Earnings and Hours, 1986-1998, Statistics Canada
Estimations annuelles de l'Emploi, des gains et de la durée du travail, 1986-1998, Statistique Canada

Table 7B

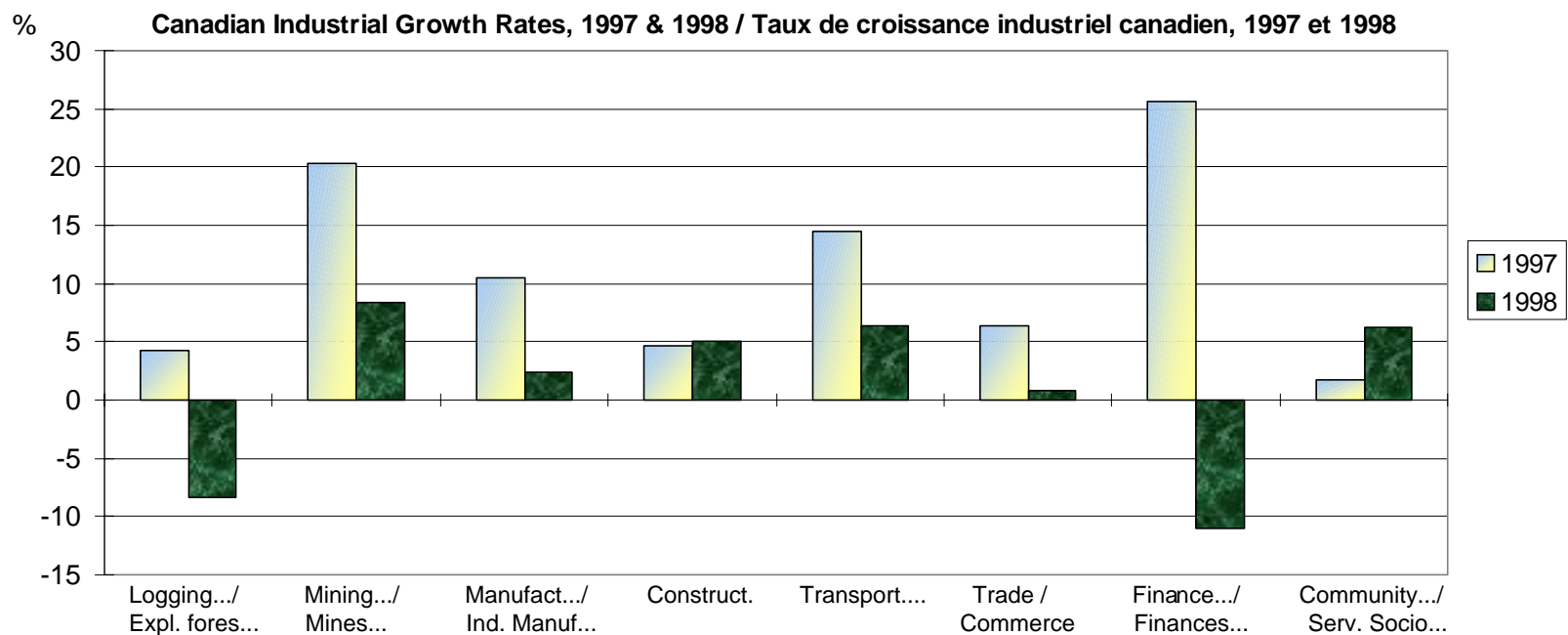
Tableau 7B

Growth rates for the Estimates of Total Weekly Payrolls, for Employees paid by the Hour, for Selected industries, Canada, Provinces and Territories.

Taux de croissance pour les estimations de la rémunération hebdomadaire brute pour les salariés rémunérés à l'heure, pour une sélection d'industries, Canada, provinces et territoires.

Total weekly payroll growth rates for employees paid by the hour in Finance, Insurance and Real Estate showed negative growth for the first time since 1992.

Le taux de croissance de la rémunération hebdomadaire brute des salariés rémunérés à l'heure dans l'industrie des finances, assurances et affaires immobilières était négatif pour la première fois depuis 1992.



Canada, Provinces and Territories/
Canada, Provinces et Territoires

Page

204

Table 7B

Growth Rates for the Estimates of Total Weekly Payrolls, for Employees paid by the Hour, for Selected Industries, Canada, Provinces and Territories.

Tableau 7B

Taux de croissance pour les estimations de la rémunération hebdo. brute, pour les salariés rému. à l'heure, pour une sélection d'industries, Ca, prov. et terr.

SIC 1980 CTI	Industry Industrie	GROWTH RATES - TAUX DE CROISSANCE												
		1986	1987	1988	1989	1990	1991	1992	1993	1994	1995	1996	1997	1998
CANADA														
041-051	Logging and forestry - Exploitation forestière et serv. forestiers	-7.1%	17.9%	3.0%	12.8%	-11.4%	3.3%	1.3%	7.1%	3.2%	8.8%	4.9%	4.3%	-8.3%
061-092	Mining (incl. milling), quarrying and oil wells Mines (y compris broyage), carrières et puits de pétrole	-7.0	4.7	14.8	-1.1	2.7	-0.4	-7.7	-2.0	17.4	-6.5	-3.4	20.3	8.4
101-399	Manufacturing - Industries manufacturières	5.3	10.5	6.5	6.1	-3.8	-8.1	-0.3	3.6	6.4	4.8	5.6	10.5	2.4
401-449	Construction - Construction	7.4	8.6	9.1	16.1	3.3	-15.8	-14.0	-2.3	6.1	4.5	-2.6	4.6	5.1
041-449	Goods producing industries - Branches													
491-499	productrices de biens	4.7	9.8	7.6	8.1	-1.3	-8.9	-3.8	2.0	6.8	3.8	2.9	9.5	2.6
451-499	Transportation, storage, comm. & other utilities - Transp., entreposage, comm. et autres services publics	0.8	-9.6	12.5	5.3	5.2	0.8	2.8	2.1	5.4	-2.1	-2.3	14.5	6.4
501-692	Trade - Commerce	6.5	7.0	5.8	8.7	11.2	-6.8	-2.0	5.9	5.4	4.8	3.7	6.4	0.8
701-761	Finance, insurance & real estate - Finances, assur. & affaires immobilières	17.9	14.8	25.5	21.8	11.4	-9.3	-7.4	15.5	8.9	9.5	16.5	25.6	-11.0
771-779	Comm., business & pers. services - Services													
851-999	socio-culturels, comm. et pers.	7.6	12.1	8.1	10.5	10.0	5.0	1.2	4.3	5.3	6.3	7.1	1.7	6.2
451-484	Service producing industries - Branches													
501-999	productrices de services	6.4	6.2	8.6	7.0	9.5	0.8	2.3	4.6	5.4	5.1	5.9	6.8	4.8
041-999	Industrial aggregate - Ensemble des industries	5.5	8.0	8.1	7.5	4.0	-3.9	-0.5	3.5	6.0	4.5	4.6	7.9	3.9
NEWFOUNDLAND TERRE-NEUVE														
061-092	Mining (incl. milling), quarrying and oil wells Mines (y compris broyage), carrières et puits de pétrole	-3.6	1.3	30.0	7.7	7.9	-5.5	-9.7	-1.1	20.4	0.6	0.6	16.7	-29.1
101-399	Manufacturing - Industries manufacturières	4.7	23.2	8.2	6.6	-7.4	-6.7	-12.9	-5.6	-4.9	1.5	6.9	16.9	3.7
401-449	Construction - Construction	34.0	9.0	38.5	23.9	-7.8	-13.3	3.9	50.8	51.8	1.1	-15.5	-56.5	-10.8
041-449	Goods producing industries - Branches													
491-499	productrices de biens	8.0	15.7	16.3	10.5	-4.6	-7.3	-7.9	10.0	23.6	1.1	-1.5	-10.0	-11.4
451-499	Transportation, storage, comm. & other utilities - Transp., entreposage, comm. et autres services publics	-11.5	-1.2	5.7	-0.8	17.8	-1.8	1.0	-3.4	3.4	2.3	50.5	28.1	-24.5
501-692	Trade - Commerce	12.7	20.4	12.3	13.6	17.6	-11.7	3.1	-0.8	9.5	8.6	-7.8	8.9	4.7
701-761	Finance, insurance & real estate - Finances, assur. & affaires immobilières	6.0	23.2	-2.5	20.1	26.4	-1.7	-0.4	12.5	29.3	3.3	51.2	7.1	-33.8

Annual Estimates of Employment, Earnings and Hours, 1986-1998, Statistics Canada
Estimations annuelles de l'Emploi, des gains et de la durée du travail, 1986-1998, Statistique Canada

Table 7B

Growth Rates for the Estimates of Total Weekly Payrolls, for Employees paid by the Hour, for Selected Industries, Canada, Provinces and Territories.

Tableau 7B

Taux de croissance pour les estimations de la rémunération hebdo. brute, pour les salariés rému. à l'heure, pour une sélection d'industries, Ca, prov. et terr.

SIC 1980 CTI	Industry Industrie	GROWTH RATES - TAUX DE CROISSANCE												
		1986	1987	1988	1989	1990	1991	1992	1993	1994	1995	1996	1997	1998
NEWFOUNDLAND TERRE-NEUVE														
771-779 851-999	Comm., business & pers. services - Services socio-culturels, comm. et pers.	3.7%	29.3%	8.1%	15.2%	7.4%	-0.8%	-1.5%	7.7%	6.7%	5.3%	18.9%	-5.1%	16.5%
451-484 501-999	Service producing industries - Branches productrices de services	2.0	20.0	9.5	9.9	13.1	-4.8	2.3	3.3	6.1	6.4	14.0	5.7	4.2
041-999	Industrial aggregate - Ensemble des industries	5.0	17.8	12.9	10.2	4.0	-6.0	-2.5	6.2	14.0	3.8	6.6	-1.3	-2.1
PRINCE EDWARD ISLAND ILE-DU-PRINCE-ÉDOUARD														
101-399	Manufacturing - Industries manufacturières	2.3	14.1	12.7	6.3	3.4	-7.0	16.3	-3.6	5.8	9.4	32.5	55.0	-3.4
401-449	Construction - Construction	17.8	22.0	29.7	-7.1	27.5	-14.7	0.2	2.7	8.2	152.5	52.9	-61.6	-6.7
041-449 491-999	Goods producing industries - Branches productrices de biens	8.3	17.7	19.0	0.9	13.8	-8.6	8.1	-0.5	6.0	66.7	42.1	-24.8	-5.3
451-499	Transportation, storage, comm. & other utilities - Transp., entreposage, comm. et autres services publics	-16.9	-7.4	9.6	15.4	11.3	0.8	-0.4	7.1	-1.0	-0.3	-12.3	6.7	1.9
501-692	Trade - Commerce	12.6	8.7	19.1	-0.8	13.8	-0.3	-4.0	14.8	6.6	10.1	-3.0	4.6	-3.9
771-779 851-999	Comm., business & pers. services - Services socio-culturels, comm. et pers.	11.4	25.7	15.1	6.9	18.4	7.7	..	8.5	18.1	44.8	16.3	-7.2	17.6
451-484 501-999	Service producing industries - Branches productrices de services	1.6	14.2	18.8	-3.7	15.3	4.9	5.7	11.1	9.5	25.0	8.4	-1.0	7.0
041-999	Industrial aggregate - Ensemble des industries	4.1	15.6	18.9	-1.9	14.7	-0.5	6.6	6.7	8.2	39.3	22.3	-12.4	1.9
NOVA SCOTIA NOUVELLE-ÉCOSSE														
061-092	Mining (incl. milling), quarrying and oil wells Mines (y compris broyage), carrières et puits de pétrole	14.7	10.8	3.2	-22.3	20.7	6.0	-18.1	5.9	6.6	3.4	-31.1	12.2	-2.3
101-399	Manufacturing - Industries manufacturières	3.1	18.8	9.8	2.7	-0.3	-7.1	6.1	-5.9	5.4	7.5	2.2	11.9	3.7
401-449	Construction - Construction	14.2	18.3	9.9	23.5	2.2	-17.1	-12.9	3.4	-8.6	2.2	..	26.7	-7.8
041-449 491-999	Goods producing industries - Branches productrices de biens	7.2	16.4	8.7	5.7	2.9	-8.7	-2.0	-2.0	2.4	5.9	-1.6	15.2	-1.7
451-499	Transportation, storage, comm. & other utilities - Transp., entreposage, comm. et autres services publics	3.6	3.9	4.8	2.4	5.8	-4.9	1.6	2.5	-1.0	-5.7	-6.9	10.9	-18.8
501-692	Trade - Commerce	3.2	1.3	8.1	15.0	12.0	-7.2	-4.0	9.5	8.4	5.7	-5.2	14.6	3.5

Annual Estimates of Employment, Earnings and Hours, 1986-1998, Statistics Canada
Estimations annuelles de l'Emploi, des gains et de la durée du travail, 1986-1998, Statistique Canada

Table 7B

Growth Rates for the Estimates of Total Weekly Payrolls, for Employees paid by the Hour, for Selected Industries, Canada, Provinces and Territories.

Tableau 7B

Taux de croissance pour les estimations de la rémunération hebdo. brute, pour les salariés rému. à l'heure, pour une sélection d'industries, Ca, prov. et terr.

SIC 1980 CTI	Industry Industrie	GROWTH RATES - TAUX DE CROISSANCE												
		1986	1987	1988	1989	1990	1991	1992	1993	1994	1995	1996	1997	1998
NOVA SCOTIA NOUVELLE-ÉCOSSE														
701-761	Finance, insurance & real estate - Finances, assur. & affaires immobilières	1.6%	10.8%	12.9%	39.4%	23.3%	-17.9%	9.9%	48.4%	11.4%	4.1%	28.0%	-6.2%	-10.6%
771-779 851-999	Comm., business & pers. services - Services socio-culturels, comm. et pers.	7.7	11.8	13.2	12.2	9.8	6.5	5.9	-1.5	9.2	12.8	5.6	3.8	10.9
451-484 501-999	Service producing industries - Branches productrices de services	4.8	6.2	9.3	9.7	9.5	-0.6	4.1	3.5	6.1	6.8	1.9	10.2	3.0
041-999	Industrial aggregate - Ensemble des industries	5.9	10.8	9.0	7.8	6.4	-4.3	1.5	1.2	4.6	6.4	0.6	12.1	1.2
NEW BRUNSWICK NOUVEAU-BRUNSWICK														
041-051	Logging and forestry - Exploitation forestière et serv. forestiers	95.4	-29.3	17.0	43.1	-10.7	-9.4	-5.1	21.0	-18.8	27.0	-12.3	39.7	3.2
061-092	Mining (incl. milling), quarrying and oil wells - Mines (y compris broyage), carrières et puits de pétrole	-2.4	6.7	6.1	4.3	-28.0	5.8	18.3	-2.5	5.0	6.7	7.7	4.8	-12.2
101-399	Manufacturing - Industries manufacturières	14.3	13.6	13.3	7.2	-4.0	-2.2	4.1	2.6	3.5	3.8	-8.7	17.9	0.2
401-449	Construction - Construction	29.1	16.8	27.1	36.6	-1.3	-4.7	-5.3	-6.3	-5.9	-2.8	3.7	-0.1	-2.1
041-449 491-499	Goods producing industries - Branches productrices de biens	17.9	10.8	15.5	15.5	-5.3	-2.7	1.9	0.8	-0.4	3.3	-5.2	13.4	0.7
451-499	Transportation, storage, comm. & other utilities - Transp., entreposage, comm. et autres services publics	-2.3	-22.9	-1.2	14.0	2.0	2.5	-0.1	6.8	0.1	2.6	4.6	6.0	-4.9
501-692	Trade - Commerce	7.5	2.8	6.5	14.6	4.5	10.0	-8.0	2.4	9.5	2.7	-0.6	8.9	1.1
701-761	Finance, insurance & real estate - Finances, assur. & affaires immobilières	7.4	12.7	-11.8	26.1	11.0	14.7	8.0	5.4	15.4	1.3	16.4	-5.3	-1.6
771-779 851-999	Comm., business & pers. services - Services socio-culturels, comm. et pers.	15.0	10.4	7.6	13.3	7.3	6.2	3.0	2.4	5.0	1.2	7.9	-3.3	4.9
451-484 501-999	Service producing industries - Branches productrices de services	8.7	1.9	6.6	10.6	5.9	7.6	1.9	3.3	5.6	2.8	6.5	2.3	2.5
041-999	Industrial aggregate - Ensemble des industries	12.5	5.7	10.6	12.9	0.5	2.9	1.9	2.2	3.1	3.0	1.7	6.6	1.7
QUÉBEC														
041-051	Logging and forestry - Exploitation forestière et serv. forestiers	-3.9	16.4	15.3	1.1	-7.9	4.5	4.4	18.1	-2.7	8.2	-10.6	30.4	28.8

Annual Estimates of Employment, Earnings and Hours, 1986-1998, Statistics Canada
Estimations annuelles de l'Emploi, des gains et de la durée du travail, 1986-1998, Statistique Canada

Table 7B

Growth Rates for the Estimates of Total Weekly Payrolls, for Employees paid by the Hour, for Selected Industries, Canada, Provinces and Territories.

Tableau 7B

Taux de croissance pour les estimations de la rémunération hebdo. brute, pour les salariés rému. à l'heure, pour une sélection d'industries, Ca, prov. et terr.

SIC 1980 CTI	Industry Industrie	GROWTH RATES - TAUX DE CROISSANCE												
		1986	1987	1988	1989	1990	1991	1992	1993	1994	1995	1996	1997	1998
QUÉBEC														
061-092	Mining (incl. milling), quarrying and oil wells Mines (y compris broyage), carrières et puits de pétrole	-0.1%	3.7%	8.6%	1.8%	4.0%	-6.3%	..	-9.8%	13.5%	-1.5%	-5.2%	8.3%	0.6%
101-399	Manufacturing - Industries manufacturières	5.8	11.2	6.4	4.9	-4.3	-4.5	-0.2%	4.3	0.1	7.7	4.1	8.3	6.3
401-449	Construction - Construction	2.2	8.9	8.2	15.6	-7.8	-20.0	-20.6	6.7	2.6	5.8	-14.0	4.3	5.5
041-449	Goods producing industries - Branches													
491-499	productrices de biens	4.3	10.4	7.3	7.4	-4.9	-8.0	-4.6	4.5	1.1	6.5	-0.8	7.3	6.3
451-499	Transportation, storage, comm. & other utilities - Transp., entreposage, comm. et autres services publics	-1.8	-6.4	20.9	-0.7	3.3	8.8	9.8	4.4	3.4	-0.5	-1.7	9.5	1.8
501-692	Trade - Commerce	8.0	12.7	4.6	5.8	15.8	-9.2	-8.7	7.8	8.3	1.1	1.9	7.9	-1.4
701-761	Finance, insurance & real estate - Finances, assur. & affaires immobilières	23.3	9.7	33.4	8.5	-5.0	7.9	-17.8	11.4	8.2	7.9	14.3	111.9	-42.7
771-779	Comm., business & pers. services - Services	7.4	10.6	11.2	8.3	8.8	7.9	4.1	2.2	2.1	5.0	6.7	2.8	-4.0
851-999	socio-culturels, comm. et pers.													
451-484	Service producing industries - Branches													
501-999	productrices de services	7.1	8.5	11.0	2.8	9.9	3.2	3.0	3.8	4.3	3.6	5.3	10.6	-5.4
041-999	Industrial aggregate - Ensemble des industries	5.7	9.4	9.2	5.1	2.5	-2.0	-0.3	4.1	2.9	4.8	2.8	9.2	-0.7
ONTARIO														
041-051	Logging and forestry - Exploitation forestière et serv. forestiers	0.7	-0.5	-11.8	8.0	-11.6	-10.6	20.1	-1.2	-7.7	13.5	-5.8	-10.4	5.9
061-092	Mining (incl. milling), quarrying and oil wells Mines (y compris broyage), carrières et puits de pétrole	-1.6	14.2	17.9	-0.4	-2.5	-2.9	-6.3	4.9	-3.0	16.3	3.5	-2.7	-7.4
101-399	Manufacturing - Industries manufacturières	6.2	8.1	5.3	6.6	-6.1	-8.7	-0.9	3.5	9.9	4.5	5.1	10.7	0.6
401-449	Construction - Construction	16.9	10.0	7.7	10.7	3.8	-14.6	-22.4	-12.2	10.0	6.1	2.3	2.4	3.9
041-449	Goods producing industries - Branches													
491-499	productrices de biens	8.0	8.5	6.1	7.4	-3.1	-9.4	-5.3	0.4	9.2	4.7	4.2	8.6	..
451-499	Transportation, storage, comm. & other utilities - Transp., entreposage, comm. et autres services publics	4.9	-8.2	11.5	7.0	10.3	0.9	2.2	-2.4	6.4	-0.5	5.2	17.4	7.7
501-692	Trade - Commerce	9.0	2.5	4.8	12.5	9.0	-10.2	1.4	5.8	3.5	6.1	9.5	-2.4	6.4
701-761	Finance, insurance & real estate - Finances, assur. & affaires immobilières	21.8	23.5	24.0	29.8	19.4	-24.1	-5.8	12.2	14.3	14.0	15.9	-29.2	43.1
771-779	Comm., business & pers. services - Services	9.0	15.2	3.7	11.6	9.9	5.9	-2.4	6.1	3.0	9.0	5.5	-0.2	13.0
851-999	socio-culturels, comm. et pers.													

Annual Estimates of Employment, Earnings and Hours, 1986-1998, Statistics Canada
Estimations annuelles de l'Emploi, des gains et de la durée du travail, 1986-1998, Statistique Canada

Table 7B

Growth Rates for the Estimates of Total Weekly Payrolls, for Employees paid by the Hour, for Selected Industries, Canada, Provinces and Territories.

Tableau 7B

Taux de croissance pour les estimations de la rémunération hebdo. brute, pour les salariés rému. à l'heure, pour une sélection d'industries, Ca, prov. et terr.

SIC 1980 CTI	Industry Industrie	GROWTH RATES - TAUX DE CROISSANCE												
		1986	1987	1988	1989	1990	1991	1992	1993	1994	1995	1996	1997	1998
ONTARIO														
451-484 501-999	Service producing industries - Branches productrices de services	8.5%	7.1%	5.6%	9.9%	9.7%	-0.7%	0.7%	5.0%	3.8%	7.5%	7.7%	1.3%	13.2%
041-999	Industrial aggregate - Ensemble des industries	8.2	7.9	5.9	8.5	2.5	-5.3	-2.3	2.8	6.4	6.1	6.0	4.8	6.6
MANITOBA														
061-092	Mining (incl. milling), quarrying and oil wells Mines (y compris broyage), carrières et puits de pétrole	-9.7	0.3	16.3	27.9	-2.9	-7.8	3.6	1.0	-9.6	-0.4	-26.4	25.1	-10.0
101-399	Manufacturing - Industries manufacturières	6.4	10.5	5.0	6.1	-0.9	-14.7	1.1	1.9	4.3	10.4	5.8	13.6	4.2
401-449	Construction - Construction	26.8	14.6	-4.1	-2.9	2.8	-13.6	3.5	-15.1	12.9	14.1	-15.8	18.6	-7.3
041-449 491-499	Goods producing industries - Branches productrices de biens	9.4	10.6	3.6	5.6	0.2	-13.0	2.0	-2.2	5.0	10.0	-1.3	14.6	1.0
451-499	Transportation, storage, comm. & other utilities - Transp., entreposage, comm. et autres services publics	-1.5	-22.1	14.0	15.4	5.4	-0.9	-0.7	-3.5	4.3	-9.5	0.6	-9.9	26.2
501-692	Trade - Commerce	3.9	7.1	1.9	1.4	6.6	-8.1	-0.7	8.6	17.4	-1.8	-0.2	12.8	-1.0
701-761	Finance, insurance & real estate - Finances, assur. & affaires immobilières	26.1	-3.7	21.4	37.5	4.3	23.5	-0.1	-5.0	9.1	-17.5	24.4	6.8	71.3
771-779 851-999	Comm., business & pers. services - Services socio-culturels, comm. et pers.	7.0	12.4	16.4	6.3	10.2	0.3	5.0	4.0	7.8	3.7	6.8	-7.9	9.7
451-484 501-999	Service producing industries - Branches productrices de services	3.8	1.0	12.8	5.9	7.9	-1.3	4.0	3.0	9.4	-0.9	5.0	-1.3	12.4
041-999	Industrial aggregate - Ensemble des industries	6.0	5.0	8.8	5.7	4.8	-5.9	3.2	1.1	7.9	2.8	2.7	4.3	8.0
SASKATCHEWAN														
061-092	Mining (incl. milling), quarrying and oil wells Mines (y compris broyage), carrières et puits de pétrole	-14.2	6.6	-0.4	-6.4	1.4	-3.9	7.9	-3.6	14.0	10.4	-14.4	38.4	9.1
101-399	Manufacturing - Industries manufacturières	-3.0	12.5	7.7	11.5	-4.2	-18.5	4.4	2.2	16.8	11.6	-0.9	10.2	8.6
401-449	Construction - Construction	10.0	18.5	1.6	3.5	0.9	-17.0	4.8	6.6	26.1	-14.0	0.6	37.4	-3.8
041-449 491-499	Goods producing industries - Branches productrices de biens	-3.7	12.1	4.6	5.3	-0.7	-15.0	5.2	2.8	18.8	3.0	-4.1	23.4	7.8
451-499	Transportation, storage, comm. & other utilities - Transp., entreposage, comm. et autres services publics	3.0	-35.0	7.1	3.2	-1.9	-1.6	2.7	6.3	8.0	-7.1	-6.5	12.8	53.9
501-692	Trade - Commerce	-0.4	10.2	4.7	-2.6	6.5	-2.1	1.1	2.0	10.8	1.4	-1.3	20.6	-0.7

Annual Estimates of Employment, Earnings and Hours, 1986-1998, Statistics Canada
Estimations annuelles de l'Emploi, des gains et de la durée du travail, 1986-1998, Statistique Canada

Table 7B

Growth Rates for the Estimates of Total Weekly Payrolls, for Employees paid by the Hour, for Selected Industries, Canada, Provinces and Territories.

Tableau 7B

Taux de croissance pour les estimations de la rémunération hebdo. brute, pour les salariés rému. à l'heure, pour une sélection d'industries, Ca, prov. et terr.

SIC 1980 CTI	Industry Industrie	GROWTH RATES - TAUX DE CROISSANCE												
		1986	1987	1988	1989	1990	1991	1992	1993	1994	1995	1996	1997	1998
SASKATCHEWAN														
701-761	Finance, insurance & real estate - Finances, assur. & affaires immobilières	1.9%	10.4%	6.6%	5.6%	27.4%	0.9%	5.4%	14.5%	9.6%	3.4%	24.1%	9.1%	32.5%
771-779 851-999	Comm., business & pers. services - Services socio-culturels, comm. et pers.	7.9	7.2	3.7	5.6	10.0	-0.4	3.2	-2.4	6.3	3.3	5.7	11.1	5.7
451-484 501-999	Service producing industries - Branches productrices de services	5.2	1.3	4.4	1.8	7.6	-0.6	3.7	-0.1	7.8	3.0	3.8	16.3	9.8
041-999	Industrial aggregate - Ensemble des industries	2.3	4.7	4.4	3.0	4.7	-5.3	4.1	0.8	11.1	3.0	1.3	18.5	9.1
ALBERTA														
041-051	Logging and forestry - Exploitation forestière et serv. forestiers	2.8	8.6	17.7	35.7	19.2	25.7	7.9	2.6	-0.1	13.6	-4.0	-1.6	18.6
061-092	Mining (incl. milling), quarrying and oil wells - Mines (y compris broyage), carrières et puits de pétrole	-13.8	-3.0	15.2	-3.2	8.8	7.1	-11.5	3.8	39.7	-30.9	-1.3	46.1	32.5
101-399	Manufacturing - Industries manufacturières	2.7	12.9	10.1	5.2	6.1	-8.9	-1.9	6.8	5.0	2.0	11.4	22.5	10.9
401-449	Construction - Construction	-6.4	-4.3	14.7	18.2	24.1	-20.3	-6.3	5.1	1.8	1.2	3.2	37.6	-2.9
041-449 491-499	Goods producing industries - Branches productrices de biens	-5.3	2.9	12.8	7.3	13.1	-8.9	-5.5	5.2	12.1	-8.3	4.3	31.8	12.1
451-499	Transportation, storage, comm. & other utilities - Transp., entreposage, comm. et autres services publics	-8.5	-18.3	14.9	4.7	11.1	-8.5	4.0	4.0	-5.6	-1.2	-4.2	23.9	19.7
501-692	Trade - Commerce	-1.9	8.7	10.2	6.9	9.1	1.0	-5.6	3.0	10.5	1.2	6.3	23.7	-6.2
701-761	Finance, insurance & real estate - Finances, assur. & affaires immobilières	-17.2	21.3	29.9	0.8	23.4	-8.3	14.9	10.4	2.3	37.2	8.1	-11.7	18.1
771-779 851-999	Comm., business & pers. services - Services socio-culturels, comm. et pers.	8.4	7.6	9.9	15.6	5.9	-2.0	0.3	6.7	10.7	-4.0	19.0	-3.4	11.3
451-484 501-999	Service producing industries - Branches productrices de services	1.3	2.9	10.8	8.6	7.9	-1.5	2.0	5.0	7.8	-0.9	13.4	8.3	6.0
041-999	Industrial aggregate - Ensemble des industries	-1.6	2.9	11.7	8.0	10.1	-4.7	-1.2	5.1	9.5	-4.0	9.9	17.1	8.5
BRITISH COLUMBIA COLOMBIE-BRITANNIQUE														
041-051	Logging and forestry - Exploitation forestière et serv. forestiers	-19.2	39.2	4.3	15.1	-15.3	8.6	-5.0	7.0	8.3	6.2	15.9	-1.8	-26.7
061-092	Mining (incl. milling), quarrying and oil wells - Mines (y compris broyage), carrières et puits de pétrole	-3.3	9.4	26.7	-0.9	-0.4	-3.8	-18.3	-18.6	12.4	29.1	-8.6	10.7	-1.9

Table 7B

Growth Rates for the Estimates of Total Weekly Payrolls, for Employees paid by the Hour, for Selected Industries, Canada, Provinces and Territories.

Tableau 7B

Taux de croissance pour les estimations de la rémunération hebdo. brute, pour les salariés rému. à l'heure, pour une sélection d'industries, Ca, prov. et terr.

SIC 1980 CTI	Industry Industrie	GROWTH RATES - TAUX DE CROISSANCE												
		1986	1987	1988	1989	1990	1991	1992	1993	1994	1995	1996	1997	1998
BRITISH COLUMBIA COLOMBIE-BRITANNIQUE														
101-399	Manufacturing - Industries manufacturières	0.2%	17.9%	9.4%	6.7%	3.7%	-11.3%	0.8%	4.7%	6.5%	-1.1%	12.3%	6.4%	-2.9%
401-449	Construction - Construction	-11.6	9.0	12.1	45.7	13.9	-9.7	9.3	-0.8	0.7	1.4	-0.5	-12.0	30.3
041-449	Goods producing industries - Branches													
491-499	productrices de biens	-4.3	17.1	10.3	13.8	4.1	-8.4	1.1	2.5	5.2	1.6	8.0	1.5	1.3
451-499	Transportation, storage, comm. & other utilities - Transp., entreposage, comm. et autres services publics	3.2	-5.3	9.2	6.3	-4.4	-0.8	-2.7	9.0	13.7	-4.7	-20.2	17.9	4.5
501-692	Trade - Commerce	4.9	8.1	7.8	7.0	12.5	-1.0	3.1	5.5	-2.3	12.3	-4.4	10.8	-3.7
701-761	Finance, insurance & real estate - Finances, assur. & affaires immobilières	20.7	4.2	14.1	61.8	21.3	-4.3	-6.7	42.2	-1.9	-4.6	21.6	63.9	-22.7
771-779	Comm., business & pers. services - Services													
851-999	socio-culturels, comm. et pers.	2.0	9.4	11.8	9.5	17.1	5.0	3.2	4.8	12.7	9.3	3.9	9.6	2.6
451-484	Service producing industries - Branches													
501-999	productrices de services	4.6	4.0	10.2	6.7	10.6	2.1	3.7	6.5	8.0	7.0	-2.0	13.6	0.4
041-999	Industrial aggregate - Ensemble des industries	0.8	9.3	10.3	9.8	7.7	-2.4	2.6	4.9	6.9	4.9	1.8	8.7	0.7
YUKON														
041-449	Goods producing industries - Branches													
491-499	productrices de biens	71.2	7.3	13.6	5.9	-14.6	-2.5	36.1	-22.7	16.2	1.8	31.4	9.8	-27.5
451-499	Transportation, storage, comm. & other utilities - Transp., entreposage, comm. et autres services publics	3.5	6.0	4.8	-4.5	-13.4	-5.4	-7.2	-11.2	4.1	-8.8	22.3	16.0	-14.7
501-692	Trade - Commerce	21.1	-3.6	9.1	13.3	12.3	-0.5	8.1	-4.0	2.7	-2.3	10.0	9.2	-17.0
771-779	Comm., business & pers. services - Services													
851-999	socio-culturels, comm. et pers.	24.8	18.3	13.4	14.0	7.2	4.2	15.2	11.7	12.7	4.1	30.7	22.9	6.9
451-484	Service producing industries - Branches													
501-999	productrices de services	13.9	9.9	16.3	-4.9	0.5	1.9	19.3	-2.8	9.6	0.8	24.4	21.6	-7.3
041-999	Industrial aggregate - Ensemble des industries	30.1	8.9	15.3	-1.0	-5.3	0.4	25.0	-10.1	11.7	1.1	26.7	17.6	-13.8
NORTHWEST TERRITORIES TERRITOIRES DU NORD-OUEST														
401-449	Construction - Construction	3.8	11.3	27.6	-11.1	19.6	-1.0	-0.3	36.1	22.1	1.4	-20.7	37.5	12.3
041-449	Goods producing industries - Branches													
491-499	productrices de biens	-14.4	-4.3	17.8	-1.1	7.3	-6.3	-13.2	-3.8	15.1	-1.3	5.8	23.0	-17.7

Annual Estimates of Employment, Earnings and Hours, 1986-1998, Statistics Canada
Estimations annuelles de l'Emploi, des gains et de la durée du travail, 1986-1998, Statistique Canada

Table 7B

Growth Rates for the Estimates of Total Weekly Payrolls, for Employees paid by the Hour, for Selected Industries, Canada, Provinces and Territories.

Tableau 7B

Taux de croissance pour les estimations de la rémunération hebdo. brute, pour les salariés rému. à l'heure, pour une sélection d'industries, Ca, prov. et terr.

SIC 1980 CTI	Industry Industrie	GROWTH RATES - TAUX DE CROISSANCE												
		1986	1987	1988	1989	1990	1991	1992	1993	1994	1995	1996	1997	1998
NORTHWEST TERRITORIES TERRITOIRES DU NORD-OUEST														
451-499	Transportation, storage, comm. & other utilities - Transp., entreposage, comm. et autres services publics	-3.3%	-8.7%	9.9%	27.3%	5.0%	-4.9%	16.8%	-3.0%	3.1%	2.0%	10.4%	5.2%	-15.4%
501-692	Trade - Commerce	-0.3	17.5	15.2	11.4	14.3	0.5	5.0	5.1	15.7	12.4	6.7	15.5	-11.4
701-761	Finance, insurance & real estate - Finances, assur. & affaires immobilières	88.5	3.8	41.5	-19.4	-6.3	15.7	6.1	31.0	-5.7	-3.4	16.3	-15.1	-37.1
771-779 851-999	Comm., business & pers. services - Services socio-culturels, comm. et pers.	3.3	16.1	53.0	33.2	5.5	0.8	11.4	14.2	8.3	5.3	18.4	27.9	-6.0
451-484 501-999	Service producing industries - Branches productrices de services	5.6	8.8	40.0	4.6	7.9	6.9	19.7	9.4	5.1	2.9	28.6	27.3	-10.1
041-999	Industrial aggregate - Ensemble des industries	-7.6	0.8	27.0	1.5	7.6	..	3.5	4.0	8.9	1.2	19.6	25.8	-12.7

Annual Estimates of Employment, Earnings and Hours, 1986-1998, Statistics Canada
Estimations annuelles de l'Emploi, des gains et de la durée du travail, 1986-1998, Statistique Canada

Survey Overview

Aperçu de l'enquête

Note to readers

Beginning with the May 1998 release, the Labour Division has completed the third phase of its redesign in the use of administrative records for the production of employment, earnings and hours estimates. In addition, a new sample for the Business Payrolls Survey has been drawn to produce estimates of paid hours, and average weekly and hourly earnings. A description of the methodological changes and their impacts on the data is available in the May 1998 publication.

Note aux lecteurs

Avec la parution des estimations de mai 1998, la Division du travail a complété la troisième phase de son remaniement concernant l'utilisation des données administratives dans la compilation des estimations de l'emploi, gains et durée du travail inscrits sur le registre de paye. De plus, un nouvel échantillon a été tiré pour l'Enquête sur la rémunération auprès des entreprises afin de produire des estimations sur le nombre d'heures rémunérées, la rémunération hebdomadaire moyenne ainsi que la rémunération horaire moyenne. Une description des changements méthodologiques, ainsi que de leur impact sur les données est disponible dans la publication de mai 1998.

The monthly Survey of Employment, Payrolls and Hours is designed to measure the levels and month-to-month trends of payroll employment, paid hours and earnings. The data are compiled at detailed industrial levels for Canada, provinces and territories.

L'enquête mensuelle sur l'emploi, la rémunération et les heures a pour objet de mesurer les niveaux et les tendances mensuelles de l'ensemble des salariés inscrits sur la liste de paye, des heures rémunérées et des gains. Ces données sont rassemblées à des niveaux détaillés selon l'activité économique pour le Canada, les provinces et les territoires.

Methodology

Target population

The target population is composed of all employers in Canada, except those in agriculture, fishing and trapping, private households services, religious organizations and military personnel of defence services. The survey reference period for SEPH is the pay period that includes the last seven days of the month.

Méthodologie

Population cible

La population cible comprend tous les employeurs au Canada sauf ceux des secteurs de l'agriculture, de la pêche et du piégeage, des services domestiques, des ménages, des organismes religieux et des services du personnel militaire de la défense. La période de référence de l'EERH, est la période de paye qui correspond aux sept derniers jours du mois.

The statistics contained in this publication are based on:

- *a census of administrative records having approximately 100 employees or more,
- *a sample of administrative records having approximately 99 employees or less,
- a sample survey (BPS) conducted to estimate the variables not reported on administrative records.

Les statistiques comprises dans la présente publication sont fondées sur:

- *un recensement des dossiers administratifs comprenant approximativement 100 salariés ou plus,
- *un échantillon des dossiers administratifs comprenant approximativement 99 salariés ou moins,
- une enquête-échantillon (ERE) servant de base pour estimer les variables non rapportées sur les dossiers administratifs.

*The administrative data come from 2 questions that were added to the Revenue Canada's remittance form (PD7). Note that employers who remit less than \$15,000

*Les données administratives proviennent de 2 questions qui ont été ajoutées au formulaire des retenues sur la paye (PD7) de Revenu Canada. Veuillez noter

monthly in income tax withholdings, Canada/Quebec Pension Plan contributions and Employment Insurance premiums need to remit only once a month while all others are required to remit twice or more monthly. In addition, beginning with October 1997, employers remitting a total of \$12,000 or less per year are allowed to send their payroll deductions to Revenue Canada on a quarterly basis.

The total payroll and employment estimates are obtained from Administrative records. The Business Payrolls Survey (BPS) is conducted monthly to collect data that is utilized in the calculation of ratios and regression coefficients needed to estimate data not reported on the administrative records. Combining different sources, BPS and Administrative Survey results in the full range of SEPH variables.

TERMS AND DEFINITIONS

Industry classification: On the basis of its principal activity, each establishment is assigned an industry code according to the 1980 Standard Industrial Classification. A description of the various industries and groups of industries is contained in the "Standard Industrial Classification Manual", Catalogue 12-501. In the tables of this publication, a column is identified "S.I.C. Code" and corresponds to that manual. SEPH has 281 industry groups in scope. For analytical purposes, special groupings which are not part of the Standard Industrial Classification, have been created.

- a) Industrial aggregate (000-999) represents the sum of all the industries included in the survey. Since January 1994, employment estimates for the Industrial aggregate include the unclassified businesses.
- b) Unclassified businesses (000) represents businesses that have not yet been classified to an SIC, a province or a territory. Since January 1994, employment estimates for industrial aggregate includes the unclassified businesses.
- c) Goods-producing industries (041-449)(491-499) consist of the following industries; forestry, mining, manufacturing, construction and other utilities industries.
- d) Service-producing industries (451-484)(501-999) consist of the following industries; transportation, communication and storage, trade, finance and insurance, services (except religious organizations and private households) and public administration industries (except military personnel of defence services and other government services).

que les employeurs qui versent moins de 15 000 \$ par mois en retenues d'impôt, en contributions au fonds de pension du Canada, au Régime des rentes du Québec et en primes d'assurance-emploi, n'effectuent qu'un versement mensuelle tandis que les autres font 2 versements ou plus par mois. De plus, depuis octobre 1997, les employeurs ayant un maximum total de 12 000 \$ ou moins en retenues sur la paye par année, peuvent faire des versements sur une base trimestrielle à Revenu Canada.

Le nombre total de salariés inscrits sur la liste de paye provient des dossiers administratifs. L'Enquête sur la rémunération auprès des entreprises (ERE) est effectuée chaque mois en vue de recueillir des données afin de calculer des ratios et des coefficients de régression, servant à estimer les données qui ne sont pas rapportées sur les dossiers administratifs. Ces différents volets soit l'ERE ainsi que les dossiers administratifs sont combinés en vue de produire toutes les variables propres à l'EERH.

TERMES ET DÉFINITIONS

Classement par activité économique: Un code d'activité économique tiré de la Classification type des industries de 1980 est attribué à chaque établissement selon sa principale activité. Les industries et les différents groupes industriels sont décrits dans le manuel "Classification Type des Industries 1980" catalogue 12-501. Dans les tableaux de cette publication, une colonne est identifiée "CTI 1980". Ces codes correspondent à ce manuel. On compte 281 groupes d'activités visées par l'EERH. À des fins analytiques, nous avons créé des groupes spéciaux qui ne figurent pas dans la Classification type des industries.

- a) Ensemble des industries (000-999) représente la somme de toutes les industries visées par l'enquête. Depuis janvier 1994, l'emploi pour l'ensemble des industries comprend les entreprises non classifiées.
- b) Les entreprises non classifiées (000) représentent des entreprises n'ayant pas été identifiées à une classification industrielle, une province ou un territoire. Depuis janvier 1994, l'emploi des entreprises non classifiées est compris dans l'ensemble des industries.
- c) Branche productrice de biens (041-449)(491-499) englobe les industries suivantes; forêts, mines, manufactures, construction et autres services publics.
- d) Branche productrice de services (451-484)(501-999) englobe les industries suivantes; transports, communications et entreposage, commerce, finances et assurances, services (sauf les organismes religieux et les ménages privés) et l'administration publique (excepté les services du personnel militaire de la défense et autres services gouvernementaux).

-
- e) Durable goods manufacturing consist of the following industries; wood (251-259), furniture and fixtures (261-269), primary metal (291-299), fabricated metal products (301-309), machinery (311-319), transportation equipment (321-329), electrical and electronic products (331-339), non-metallic mineral products (351-359) and other manufacturing industries (391-399).
- f) Non-durable goods manufacturing consist of the following industries; food (101-109), beverage (111-114), tobacco (121-122), rubber products (151-159), plastic products (161-169), leather products (171), primary textile (181-183), textile products (191-199), clothing (243-249), paper and allied products (271-279), printing, publishing and allied (281-284), refined petroleum and coal products (361-369), chemical and chemical products (371-379).
- g) Banks (700) consist of the following industries; Central Bank (701), Chartered Banks and other banking-type intermediaries (702).
- h) Other amusement and recreational services (960) consist of the following industries; commercial spectator sports (964), gambling operations (966) and other amusement and recreational services (969).
- i) Public Administration (812-837) contains only the establishments engaged in activities that are governmental in character and those serving as internal service agencies of the public service. Government owned establishments primarily engaged in activities assigned to other industries are classified in those industries along with similar establishments owned by non-government bodies. Therefore, data included in this industry division do not represent the actual number of persons employed by government at any level.
- e) Biens durables des industries manufacturières englobe les industries suivantes; bois (251-259), meubles et articles d'ameublement (261-269), première transformation des métaux (291-299), fabrication des produits métalliques (301-309), machinerie (311-319), matériel de transport (321-329), produits électriques et électroniques (331-339), produits minéraux non métalliques (351-359), et autres industries manufacturières (391-399).
- f) Biens non durables des industries manufacturières englobe les industries suivantes; aliments (101-109), boisson (111-114), tabac (121-122), produits en caoutchouc (151-159), produits en matière plastique (161-169), cuir (171), première transformation du textile (181-183), produits textiles (191-199), habillement (243-249), papier et produits connexes (271-279), imprimerie, édition et industries connexes (281-284), produits raffinés du pétrole et du charbon (361-369), produits chimiques (371-379).
- g) Banques (700) englobe les industries suivantes; banque centrale (701) et banques à charte et autres intermédiaires de type bancaire (702).
- h) Services de divertissements et de loisirs (960) englobe les industries suivantes; sports commerciaux (964), loteries et jeux de hasard (966) et autres services de divertissements et de loisir (969).
- i) Administration publique (812-837) comprend seulement les établissements dont les activités ont un caractère essentiellement gouvernemental, et les organismes auxiliaires assurant les services internes de l'État. Les établissements publics dont l'activité dominante relève d'autres activités économiques sont classés sous les mêmes rubriques que les établissements privés semblables. Ainsi, les données publiées pour cette division économique ne représentent pas le nombre réel de personnes employées par les différents pouvoirs publics.

Variables

Employee:

The employment is derived from administrative records. Since the data for the different employee categories are not reported on the administrative records, the BPS survey is conducted to estimate ratios needed to calculate those variables.

The survey determines an employee as being any person drawing pay for services rendered or for paid absences and for whom the employer must complete a Revenue Canada T-4 Supplementary Form.

Variables

Salarié:

L'emploi provient des dossiers administratifs. Toutefois, les renseignements concernant les différents types d'emplois ne sont pas rapportés sur les dossiers administratifs; l'enquête ERE est effectuée en vue de recueillir des données afin de calculer les ratios servant à estimer ces variables.

L'enquête définit un salarié comme étant: toute personne rétribuée pour ses services ou ses absences et pour laquelle l'employeur doit remplir une déclaration T-4 Supplémentaire de Revenu Canada.

The employee concept includes full-time employees, part-time employees (those who regularly work fewer hours than the standard work week of the establishment). It also comprises working owners, directors, partners and other officers of incorporated businesses.

The employee concept excludes owners or partners of unincorporated businesses, the self-employed, unpaid family workers, persons working outside Canada, military personnel and casual workers for whom a T-4 is not required. It also excludes those who did not receive any pay from the employer for the entire survey reference period (e.g. persons on strike, persons on unpaid holidays, persons receiving remuneration from an insurance, Workmens' compensation or other related fund, etc.). However, employees paid for part of the reference period and unemployed or on strike for the rest of this period are included in the survey.

The employees are classified into the following categories:

- a) **Employees paid by the hour:** any employee whose basic wage is expressed as an hourly rate.

Employment for Elementary and Secondary (851), Post Secondary (852) and University (853) education industries, represent in this category **non-teaching staff:** All employees other than teachers and academic staff, for example; president, vice-president, librarian, registrar, bursar, accountant, guidance counselor, laboratory technician, personnel officer and other services (janitor, caretaker, bus driver, etc.).

- b) ***Salaried employees :** any employee whose basic remuneration is a fixed amount for at least one week.

Employment for Elementary and Secondary (851), Post Secondary (852) and University (853) education industries, represent in this category **teaching staff:** those classified as teachers, instructors or academics in the payroll records (e.g. principal, professor, dean, head of department, master, teacher, etc.) whether they teach during the day or evening. Supply or substitute teachers are excluded.

- c) ***Other employees:** those employees whose basic remuneration is in the form of commissions, piece rates, mileage allowances, etc. *Although this variable is not included in this document, the data remains available.*

Le concept de l'enquête combine les salariés à temps plein et à temps partiel (ceux qui travaillent régulièrement un nombre d'heures inférieur à la semaine normale de travail de l'entreprise). Il désigne aussi les propriétaires, administrateurs, associés et autres dirigeants actifs des entreprises constituées en corporation.

Le concept de salarié exclut les propriétaires et les associés des entreprises non constituées en société, les travailleurs autonomes, les travailleurs familiaux non rémunérés, les personnes travaillant à l'extérieur du Canada et le personnel militaire et les employés occasionnels dont l'employeur n'est pas tenu de remplir la formule T4. Sont également exclus, les travailleurs n'ayant pas reçu de paye de leur employeur pendant la période de référence de l'enquête (c.-à-d. les personnes en grève, en congé non payé, les personnes recevant une rémunération aux termes d'un régime d'assurance, d'une caisse d'indemnisation des accidents au travail ou d'un régime analogue, etc.). Cependant, les travailleurs rémunérés pour une partie de la période de référence et en chômage ou en grève pour le reste de la période sont inclus dans l'enquête.

Les salariés sont classés dans les catégories suivantes:

- a) **Salariés rémunérés à l'heure:** toute personne dont la rémunération de base est calculée selon un taux horaire.

L'emploi pour les industries d'enseignement élémentaire et secondaire (851), postsecondaire (852) et universitaire (853), représente dans cette catégorie le **personnel non enseignant:** toute personne autre que le personnel enseignant, c'est-à-dire le président, le vice-président, le bibliothécaire, le secrétaire général, l'économiste, le comptable, les orienteurs, les techniciens de laboratoire, les agents du personnel ainsi que les autres services (le concierge, pourvoyeur, chauffeur d'autobus, etc.)

- b) ***Employés (à salaire fixe):** toutes personnes dont la rémunération de base constitue une somme fixe versée pour au moins une semaine.

L'emploi pour les industries d'enseignement élémentaire et secondaire (851), postsecondaire (852) et universitaire (853), représente dans cette catégorie le **personnel enseignant:** tout travailleur classé comme enseignant ou chargé de cours dans les dossiers du service de la paye (directeur, professeurs, doyens, chefs de département, maîtres, enseignants, etc.), qu'il enseigne le jour ou le soir. Les suppléants ou remplaçants sont exclus.

- c) ***Autres salariés:** toutes personnes dont la rémunération de base se présente sous forme de commissions, de salaire à la pièce, d'indemnités de millage, etc. *Même si cette variable ne figure pas dans ce document, elle demeure disponible.*

Employment for Elementary and Secondary (851), Post Secondary (852) and University (853) education industries, represent in this category **supply or substitute teachers**: teachers who are called in as needed either to augment existing staff or as short-term replacements for a full-time or part-time teachers.

L'emploi pour les industries d'enseignement élémentaire et secondaire (851), postsecondaire (852) et universitaire (853), représente dans cette catégorie le personnel **suppléants ou remplaçants**: enseignants appelés à se présenter au travail lorsqu'on a besoin de leurs services soit pour accroître le personnel existant, soit pour remplacer pendant une courte période un enseignant à temps plein ou à temps partiel.

Weekly Payrolls:

Weekly payrolls are defined as the portion of gross monthly payrolls that reflect work performed during the reference week. It represents the gross dollar value before deductions for income taxes, employment insurance contributions etc., including regular pay, overtime and a portion of bonuses, commissions and other type of special payments. The payroll concept excludes dollar amounts that are taxable allowances and benefits, certain types of non-wage compensation as well as employer contributions to employment insurance, Canada/Quebec pension plans, provincial medical plans, workers compensation and other welfare plans. Some annual special payments are excluded while other lump sum special payments are adjusted to

coincide with the reference week period. The gross monthly payrolls are derived from Administrative records.

Average weekly earnings for all employees:

Average weekly earnings are derived by dividing total weekly payrolls by the payroll employment.

Average weekly hours for employees paid by the hour and standard work week for salaried employees:

Average weekly hours are obtained by dividing the total paid weekly hours (for employees paid by the hour) by the number of employees (paid by the hour). Total paid hours are defined as all hours paid including overtime hours plus hours of paid absence.

Average hourly earnings (including overtime) for employees paid by the hour:

Is obtained by dividing the total weekly payrolls (for employees paid by the hour) by the total number of weekly hours (for employees paid by the hour). Average hourly earnings are calculated for the hourly-rated employees and for the salaried employees. ■

Rémunération hebdomadaire brute:

La rémunération mensuelle brute est définie comme étant la partie de la rémunération hebdomadaire brute qui reflète le travail accompli durant la semaine de référence. Ça représente la valeur brute en dollars avant les déductions pour l'impôt sur le revenu, les contributions à l'assurance-emploi etc., incluant le salaire régulier, le surtemps et la partie bonis, commissions et tout autres types de paiements spéciaux. Le concept sur la rémunération, ne comprend pas les montants en dollars qui représentent des allocations et des avantages imposables, certains types d'indemnités non salariales ainsi que les cotisations patronales à l'assurance-emploi, au régime de pension du Canada ou au Régime des rentes du Québec, aux régimes d'assurance-maladie provinciaux, aux caisses d'indemnisation des accidents du travail et à d'autres régimes de prévoyance. Les paiements annuels spéciaux sont exclus tandis que les paiements forfaitaires spéciaux sont rajustés de façon à coïncider avec la semaine de référence. La rémunération mensuelle brute provient des dossiers administratifs.

Rémunération hebdomadaire moyenne pour l'ensemble des salariés:

La rémunération hebdomadaire moyenne est calculée en divisant la masse salariale brute imposable par le nombre de salariés inscrits sur la liste de paye.

Heures hebdomadaires moyennes pour les salariés rémunérés à l'heure et la semaine normale de travail des employés:

Les heures hebdomadaires moyennes sont calculées en divisant le nombre total d'heures hebdomadaires rémunérées (des salariés rémunérés à l'heure) par le nombre de salariés (rémunérés à l'heure). Le nombre total d'heures rémunérées est défini comme étant toutes les heures payées y compris les heures supplémentaires et les heures d'absence payées.

Rémunération horaire moyenne (incluant le temps supplémentaire) des salariés rémunérés à l'heure:

La rémunération horaire moyenne est calculée en divisant la rémunération hebdomadaire brute (des salariés rémunérés à l'heure) par le nombre d'heures travaillées (de ces mêmes salariés). La rémunération horaire moyenne est calculée à l'égard des salariés rémunérés à l'heure et des employés. ■

Release Dates for Employment, Earnings and Hours 1999
Dates d'émission pour l'Emploi, gains et durée du travail 1999

Reference Period
Période de référence

January - janvier / 1999
February - février
March - mars
April - avril
May - mai
June - juin
July - juillet
August - août
September - septembre
October - octobre

Release Dates
Dates d'émission

March - 25 - mars / 1999
April - 29 - avril
May - 27 - mai
June - 29 - juin
July - 28 - juillet
August - 26 - août
September - 29 - septembre
October - 28 - octobre
November - 26 - novembre
December - 23 - décembre

Help-Wanted Index

Indice de l'offre d'emploi

	Page		Page
Charts	237	Graphiques	237
Concepts and Methods	239	Concepts et méthodes	239
Tables		Tableaux:	
Regions/Provinces:		Régions/Provinces:	
Canada, Atlantic	220	Canada, Provinces de l'Atlantique	220
Newfoundland, Prince Edward Island	221	Terre-Neuve, Île-du-Prince-Édouard	221
Nova Scotia, New Brunswick	222	Nouvelle-Écosse, Nouveau-Brunswick	222
Quebec, Ontario	223	Québec, Ontario	223
Prairie Provinces, Manitoba	224	Provinces des Prairies, Manitoba	224
Saskatchewan, Alberta	225	Saskatchewan, Alberta	225
British Columbia	226	Colombie-Britannique	226
Metropolitan Areas:		Régions métropolitaines:	
St. John's	226	St. John's	226
Charlottetown, Halifax	227	Charlottetown, Halifax	227
Saint John, Moncton	228	Saint John, Moncton	228
Quebec, Sherbrooke	229	Québec, Sherbrooke	229
Montreal, Ottawa-Hull	230	Montréal, Ottawa-Hull	230
Toronto, Hamilton	231	Toronto, Hamilton	231
London, Sudbury	232	London, Sudbury	232
Winnipeg, Regina	233	Winnipeg, Régina	233
Saskatoon, Calgary	234	Saskatoon, Calgary	234
Edmonton, Vancouver	235	Edmonton, Vancouver	235
Victoria	236	Victoria	236
Annex:		Annexe:	
1 Calculation of an index	245	1 Calcul d'un indice	245
2 Weights used in the calculation of the Help-Wanted Index	247	2 Poids utilisés pour construire l'Indice de l'offre d'emploi	247

Help-Wanted Index (1996=100), Canada, Provinces and Metropolitan areas, as of May 25, 1999

Indice de l'offre d'emploi (1996=100), Canada, provinces et régions métropolitaines, en date du 25 mai, 1999

Year	January	February	March	April	May	June	July	August	September	October	November	December	Average
Année	Janvier	Février	Mars	Avril	Mai	Juin	Juillet	Août	Septembre	Octobre	Novembre	Décembre	Moyenne
D738862 Canada seasonally adjusted smoothed - Canada désaisonnalisé lissé													
1981	172	177	178	179	180	178	175	170	163	155	145	135	169
1982	125	116	107	99	92	85	80	77	75	75	75	77	88
1983	78	80	82	85	87	90	92	94	95	97	98	100	89
1984	103	106	109	113	116	119	121	122	122	122	122	123	117
1985	126	129	133	136	140	143	146	149	152	156	159	162	145
1986	164	165	166	167	168	168	169	171	174	178	183	188	171
1987	193	197	200	203	207	211	215	220	224	227	231	233	214
1988	234	234	234	234	234	235	236	237	237	237	237	239	235
1989	240	243	244	243	241	239	237	235	234	232	228	223	238
1990	218	213	207	200	193	185	176	168	159	150	141	133	179
1991	127	123	120	118	118	117	117	115	114	112	110	108	117
1992	105	103	101	99	99	99	99	99	100	100	100	101	100
1993	101	102	102	102	102	102	101	101	101	101	102	104	101
1994	106	107	108	109	109	110	112	113	114	115	116	116	112
1995	115	114	113	112	110	109	108	106	105	104	103	101	109
1996	100	99	98	98	99	99	99	100	101	103	106	108	100
1997	111	113	116	119	121	123	125	127	129	131	132	133	124
1998	133	136	138	142	143	143	144	144	144	144	144	146	143

D738863 Atlantic Provinces seasonally adjusted smoothed - Provinces de l'Atlantique désaisonnalisé lissé													
1981	93	99	99	98	96	95	93	91	89	87	84	82	93
1982	79	76	73	70	68	66	64	63	62	61	60	60	66
1983	60	61	62	64	66	67	69	70	71	73	74	76	67
1984	78	80	82	83	84	85	86	88	89	90	92	93	86
1985	93	94	95	96	97	98	99	100	102	103	104	106	99
1986	107	108	109	110	112	113	114	116	117	119	122	124	113
1987	128	132	135	139	142	144	147	149	151	154	156	158	145
1988	160	161	162	163	164	165	166	167	169	171	173	175	166
1989	177	179	181	182	184	184	183	181	178	174	170	167	179
1990	165	163	161	158	155	151	147	142	137	131	125	119	148
1991	114	110	107	105	103	102	101	100	99	97	96	94	101
1992	91	89	87	86	85	85	86	87	89	90	91	92	88
1993	93	93	93	93	92	90	89	87	86	86	87	88	89
1994	89	90	91	93	94	96	98	100	101	102	103	103	97
1995	103	102	101	101	101	101	101	101	102	102	102	102	101
1996	102	102	101	101	100	99	99	99	99	101	103	105	100
1997	108	112	115	118	122	125	128	131	133	135	136	136	126
1998	138	139	140	140	143	143	142	139	140	143	149	152	144

Help-Wanted Index (1996=100), Canada, Provinces and Metropolitan areas, as of May 25, 1999

Indice de l'offre d'emploi (1996=100), Canada, provinces et régions métropolitaines, en date du 25 mai, 1999

Year	January	February	March	April	May	June	July	August	September	October	November	December	Average
Année	Janvier	Février	Mars	Avril	Mai	Juin	Juillet	Août	Septembre	Octobre	Novembre	Décembre	Moyenne

D738880

Newfoundland seasonally adjusted smoothed - Terre-Neuve désaisonnalisé lissé

1981	114	138	137	136	134	132	128	124	120	115	111	107	128
1982	104	101	98	96	94	92	90	89	88	87	86	86	91
1983	85	85	86	86	88	90	92	94	97	99	102	105	91
1984	108	111	114	116	119	121	122	124	125	126	127	128	120
1985	129	130	131	132	133	133	134	134	135	135	136	137	134
1986	138	138	139	140	142	143	145	147	150	153	156	158	144
1987	161	164	167	170	173	176	180	183	187	190	193	195	180
1988	197	199	200	202	204	207	210	214	217	220	222	222	209
1989	221	220	217	215	212	210	209	208	208	209	210	211	211
1990	211	211	210	208	205	200	194	187	179	171	163	155	196
1991	149	143	139	136	133	130	128	126	125	123	122	120	128
1992	119	117	116	114	112	111	110	109	109	109	109	109	112
1993	109	109	108	107	106	105	104	103	102	102	101	101	105
1994	102	104	106	108	111	114	116	119	120	122	122	121	116
1995	120	119	117	114	113	111	109	108	106	105	103	101	110
1996	101	101	101	101	101	101	101	101	102	104	106	108	100
1997	110	112	115	117	119	122	124	127	129	130	131	132	124
1998	135	136	142	141	147	143	141	134	135	135	137	136	139

D738882

Prince Edward Island seasonally adjusted smoothed - Île-du-Prince-Édouard désaisonnalisé lissé

1981	56	67	67	67	66	66	65	65	65	65	65	64	66
1982	64	63	61	60	58	57	55	54	53	53	53	53	55
1983	53	55	56	57	59	61	62	64	65	66	67	68	60
1984	69	70	70	71	72	74	75	77	78	79	80	80	77
1985	80	79	79	79	79	80	81	82	83	84	85	86	78
1986	86	86	87	87	87	87	87	88	88	88	89	89	86
1987	90	91	92	94	96	98	101	105	109	114	119	124	98
1988	128	132	136	138	140	140	140	140	138	136	133	130	144
1989	126	123	121	119	117	116	115	114	112	110	108	106	115
1990	103	101	98	96	93	90	87	84	80	78	75	73	87
1991	72	70	69	69	69	69	69	69	70	70	70	69	69
1992	69	68	68	67	66	66	66	67	68	69	71	73	66
1993	76	78	80	81	82	83	83	82	82	81	80	79	81
1994	78	77	76	76	76	77	78	80	82	85	87	90	78
1995	93	96	98	100	102	104	105	107	108	108	108	107	106
1996	107	105	104	103	102	101	102	103	104	107	110	113	100
1997	117	121	124	126	128	129	129	128	127	126	125	125	128
1998	125	132	140	141	139	134	137	136	141	148	156	156	145

Help-Wanted Index (1996=100), Canada, Provinces and Metropolitan areas, as of May 25, 1999

Indice de l'offre d'emploi (1996=100), Canada, provinces et régions métropolitaines, en date du 25 mai, 1999

Year	January	February	March	April	May	June	July	August	September	October	November	December	Average
Année	Janvier	Février	Mars	Avril	Mai	Juin	Juillet	Août	Septembre	Octobre	Novembre	Décembre	Moyenne

D738884 Nova Scotia seasonally adjusted smoothed - Nouvelle-Écosse désaisonnalisé lissé

1981	98	93	92	92	92	91	89	88	86	84	82	79	90
1982	77	74	71	69	66	64	62	61	59	58	57	57	63
1983	57	57	58	59	61	62	64	66	68	70	72	74	63
1984	76	78	79	81	82	83	84	85	87	88	90	92	84
1985	93	94	95	95	96	97	98	99	100	102	103	104	98
1986	106	107	109	110	112	114	117	119	121	124	126	128	116
1987	131	134	137	139	142	143	145	147	149	151	153	155	143
1988	158	160	163	165	167	168	169	171	172	174	176	178	168
1989	180	183	185	187	188	187	186	184	180	176	172	167	184
1990	163	159	155	152	149	146	143	139	135	130	125	120	146
1991	115	111	107	104	102	100	99	98	97	96	95	93	100
1992	91	90	88	87	87	87	87	88	88	89	90	90	87
1993	91	91	91	91	90	89	89	88	87	87	87	88	88
1994	88	90	91	92	93	94	95	96	97	98	97	97	95
1995	96	96	95	94	94	94	94	94	94	95	95	96	94
1996	97	98	98	99	100	101	102	102	103	104	105	107	100
1997	109	111	114	116	119	121	124	126	129	130	132	132	123
1998	132	133	134	133	136	138	138	138	137	140	146	153	144

D738886 New Brunswick seasonally adjusted smoothed - Nouveau-Brunswick désaisonnalisé lissé

1981	74	81	80	80	79	79	78	77	76	74	72	70	101
1982	67	64	61	58	56	54	53	52	51	51	51	52	79
1983	53	54	55	56	57	58	59	59	59	60	60	60	53
1984	61	62	63	64	65	67	68	69	70	70	71	71	58
1985	71	72	73	75	76	79	81	83	85	86	88	90	67
1986	91	92	93	94	95	95	96	97	98	100	103	106	79
1987	110	114	118	123	127	131	135	137	140	141	141	140	94
1988	139	138	137	136	135	135	136	137	139	142	145	149	134
1989	153	157	161	165	168	169	169	167	164	160	157	153	135
1990	149	146	143	140	137	133	129	124	120	115	111	107	165
1991	104	101	99	97	95	93	91	90	87	85	82	80	132
1992	77	75	74	73	73	74	75	77	79	81	82	83	92
1993	84	84	84	83	82	81	80	80	80	80	80	81	76
1994	83	84	86	88	90	91	93	94	95	95	96	97	81
1995	99	99	101	102	103	104	105	106	107	107	108	107	91
1996	108	106	105	103	100	99	97	96	97	98	100	103	104
1997	106	111	116	121	126	130	134	138	140	141	142	143	131
1998	147	146	145	142	146	147	153	151	152	153	154	152	149

Help-Wanted Index (1996=100), Canada, Provinces and Metropolitan areas, as of May 25, 1999

Indice de l'offre d'emploi (1996=100), Canada, provinces et régions métropolitaines, en date du 25 mai, 1999

Year	January	February	March	April	May	June	July	August	September	October	November	December	Average
Année	Janvier	Février	Mars	Avril	Mai	Juin	Juillet	Août	Septembre	Octobre	Novembre	Décembre	Moyenne
D738864 Quebec seasonally adjusted smoothed - Québec désaisonnalisé lissé													
1981	159	163	162	160	156	151	144	136	128	120	114	107	143
1982	101	96	90	85	80	77	74	73	73	74	76	78	80
1983	80	83	85	88	91	94	97	99	101	102	104	106	94
1984	108	110	113	116	120	123	125	126	126	126	124	124	121
1985	125	126	128	130	131	133	135	138	142	146	151	155	136
1986	159	161	163	165	166	168	169	172	174	178	182	186	170
1987	191	196	201	205	210	215	220	225	231	236	240	242	219
1988	244	244	244	243	243	243	243	243	243	242	242	242	243
1989	244	245	247	248	247	246	243	240	236	231	226	220	241
1990	215	210	205	200	193	185	176	167	159	150	142	135	179
1991	129	125	123	121	120	120	119	119	118	117	116	114	119
1992	112	109	107	105	103	103	102	102	102	102	103	104	103
1993	105	107	108	109	110	110	110	110	110	111	112	114	109
1994	115	116	116	116	116	116	117	118	119	120	121	121	118
1995	121	121	121	121	120	118	116	115	113	111	109	108	117
1996	106	104	102	102	101	101	100	100	100	99	99	100	100
1997	102	103	106	108	109	111	112	114	115	117	118	119	112
1998	120	126	131	137	141	142	142	140	142	140	142	144	140
D738865 Ontario seasonally adjusted smoothed - Ontario désaisonnalisé lissé													
1981	167	168	168	169	169	169	168	166	162	156	148	140	165
1982	131	122	115	107	101	95	90	85	83	81	81	81	95
1983	82	84	86	88	91	94	97	100	103	106	110	113	95
1984	117	121	125	129	132	136	139	142	144	146	148	151	136
1985	156	160	165	171	176	181	185	190	194	197	200	202	183
1986	204	205	207	208	210	211	213	216	221	228	236	243	214
1987	250	256	261	265	269	274	278	282	286	289	291	293	275
1988	294	294	294	293	292	291	291	289	288	287	286	286	291
1989	284	282	279	275	270	265	261	258	255	252	248	241	267
1990	232	222	212	201	190	180	170	160	150	141	132	124	176
1991	119	115	113	111	111	110	110	109	107	105	103	100	109
1992	98	96	94	94	94	94	95	95	95	95	95	95	94
1993	96	96	96	96	95	94	94	93	93	93	95	96	93
1994	98	100	102	104	106	108	110	112	113	115	116	117	109
1995	117	116	115	114	112	110	109	107	105	103	101	100	110
1996	99	98	98	98	98	99	99	101	103	105	108	110	100
1997	113	116	118	121	124	126	128	130	132	133	133	133	126
1998	134	139	143	147	145	146	147	150	151	152	153	156	150

Help-Wanted Index (1996=100), Canada, Provinces and Metropolitan areas, as of May 25, 1999

Indice de l'offre d'emploi (1996=100), Canada, provinces et régions métropolitaines, en date du 25 mai, 1999

Year	January	February	March	April	May	June	July	August	September	October	November	December	Average
Année	Janvier	Février	Mars	Avril	Mai	Juin	Juillet	Août	Septembre	Octobre	Novembre	Décembre	Moyenne
D738866 Prairie Provinces seasonally adjusted smoothed - Provinces des Prairies désaisonnalisé lissé													
1981	213	227	229	231	232	233	230	224	215	203	188	172	223
1982	156	140	126	113	101	92	85	80	78	77	77	78	95
1983	79	79	79	80	81	82	84	84	84	84	85	86	82
1984	87	89	90	92	94	95	96	97	98	99	100	102	95
1985	104	107	110	113	116	119	121	123	125	127	128	129	119
1986	128	127	125	122	121	119	119	119	120	120	121	122	121
1987	122	123	124	125	127	130	133	137	141	144	147	149	133
1988	151	153	155	157	159	162	163	165	165	166	167	168	161
1989	170	172	175	177	178	180	180	181	181	181	180	179	180
1990	179	178	176	175	172	168	163	158	153	146	140	133	163
1991	127	121	115	111	108	106	104	102	100	98	96	94	106
1992	92	91	89	87	86	85	84	84	84	85	86	86	86
1993	87	87	87	87	87	87	87	88	88	89	90	91	88
1994	92	94	95	97	98	100	101	102	102	102	101	100	99
1995	99	97	95	93	92	91	91	91	91	91	91	91	92
1996	92	93	94	96	97	99	100	102	105	108	112	117	100
1997	122	126	130	134	138	141	143	146	148	150	151	152	141
1998	155	157	155	155	153	152	151	151	150	149	145	143	149
D738898 Manitoba seasonally adjusted smoothed - Manitoba désaisonnalisé lissé													
1981	136	152	152	151	149	147	143	139	134	129	124	118	142
1982	112	105	98	91	84	79	74	71	69	68	68	69	80
1983	70	71	72	74	76	79	81	83	84	85	86	87	79
1984	88	89	91	93	95	98	100	102	103	104	105	105	98
1985	105	106	107	110	112	115	117	119	120	122	124	127	114
1986	129	131	132	132	132	131	131	131	132	135	137	139	133
1987	142	143	144	145	145	146	147	148	149	151	153	154	147
1988	155	156	157	158	158	158	158	157	157	157	159	161	157
1989	163	164	164	163	162	162	163	165	166	166	164	161	166
1990	157	154	151	148	145	142	138	133	128	122	116	111	138
1991	106	102	99	97	95	94	93	92	91	90	89	88	94
1992	88	87	87	86	87	87	87	87	87	88	87	87	87
1993	87	86	85	84	84	83	83	84	85	87	88	89	85
1994	90	92	93	95	97	98	99	100	100	100	100	100	97
1995	101	101	101	101	101	101	101	100	99	98	97	97	100
1996	96	96	97	97	98	98	100	101	103	106	110	114	100
1997	117	121	124	127	130	133	136	139	141	143	145	146	134
1998	147	150	152	157	159	159	156	156	158	162	165	165	161

Help-Wanted Index (1996=100), Canada, Provinces and Metropolitan areas, as of May 25, 1999

Indice de l'offre d'emploi (1996=100), Canada, provinces et régions métropolitaines, en date du 25 mai, 1999

Year	January	February	March	April	May	June	July	August	September	October	November	December	Average
Année	Janvier	Février	Mars	Avril	Mai	Juin	Juillet	Août	Septembre	Octobre	Novembre	Décembre	Moyenne

D738900

Saskatchewan seasonally adjusted smoothed - Saskatchewan désaisonnalisé lissé

1981	117	127	128	129	129	130	129	126	123	118	113	108	127
1982	102	96	91	87	82	79	77	75	74	74	75	76	78
1983	78	79	81	83	86	88	90	92	94	95	95	96	88
1984	96	96	96	96	96	96	96	95	95	95	95	95	96
1985	96	97	97	98	99	100	101	102	103	104	106	108	101
1986	109	110	111	112	112	112	113	114	115	115	116	117	114
1987	117	117	116	115	114	114	113	112	112	112	112	113	113
1988	114	115	117	118	120	121	122	124	125	126	127	128	122
1989	130	133	135	138	141	143	145	146	146	146	145	144	143
1990	143	142	140	139	137	135	132	130	127	124	120	117	134
1991	113	110	107	104	102	100	98	97	95	94	92	91	99
1992	89	87	86	84	83	82	81	81	80	80	81	81	82
1993	81	81	82	82	82	82	82	83	83	84	85	86	82
1994	88	90	92	94	95	97	98	98	99	99	99	98	97
1995	97	96	95	94	94	93	92	92	91	91	91	91	92
1996	91	92	94	95	97	99	101	103	105	107	110	112	100
1997	115	118	121	124	126	129	132	134	137	139	141	141	130
1998	142	139	138	139	141	141	137	136	135	135	133	133	134

D738903

Alberta seasonally adjusted smoothed - Alberta désaisonnalisé lissé

1981	268	285	287	290	293	293	289	281	268	250	230	208	278
1982	186	165	146	128	113	101	92	86	83	82	82	82	105
1983	82	82	82	82	82	83	83	83	82	81	81	82	82
1984	84	86	89	91	92	94	94	95	96	98	100	102	94
1985	106	110	114	118	122	125	128	130	132	133	134	134	126
1986	132	129	125	121	119	117	116	116	116	115	115	115	119
1987	115	116	117	120	123	128	133	139	144	149	153	155	133
1988	158	161	164	167	170	173	176	177	178	178	179	180	172
1989	183	186	189	192	194	195	196	196	196	196	196	196	194
1990	196	196	195	194	191	186	181	175	168	161	153	145	180
1991	137	130	124	119	115	112	110	108	106	103	100	97	113
1992	95	92	90	88	87	85	84	84	84	85	86	87	86
1993	88	88	89	90	90	91	91	91	91	91	91	92	90
1994	93	95	96	98	99	101	102	103	103	103	102	100	101
1995	97	95	92	90	88	87	87	87	87	88	88	89	89
1996	90	92	94	95	97	99	100	102	105	109	113	119	100
1997	124	130	135	140	144	147	150	152	153	154	155	155	147
1998	158	159	157	156	154	153	152	154	153	149	141	136	148

Help-Wanted Index (1996=100), Canada, Provinces and Metropolitan areas, as of May 25, 1999

Indice de l'offre d'emploi (1996=100), Canada, provinces et régions métropolitaines, en date du 25 mai, 1999

Year	January	February	March	April	May	June	July	August	September	October	November	December	Average
Année	Janvier	Février	Mars	Avril	Mai	Juin	Juillet	Août	Septembre	Octobre	Novembre	Décembre	Moyenne
D738867 British Columbia seasonally adjusted smoothed - Colombie-Britannique désaisonnalisé lissé													
1981	194	197	198	198	199	199	198	195	190	181	170	157	194
1982	143	129	115	102	91	82	76	72	70	69	70	72	87
1983	74	76	79	81	82	83	84	84	85	85	86	87	82
1984	89	91	93	95	96	96	95	93	92	92	91	91	93
1985	91	91	92	94	97	99	102	105	108	111	115	118	101
1986	121	125	127	129	129	130	130	131	132	134	136	138	130
1987	140	141	144	146	149	152	155	158	161	164	166	167	154
1988	168	168	169	170	174	178	183	189	194	199	205	211	182
1989	219	227	234	240	244	246	247	248	249	251	251	251	245
1990	250	248	244	239	234	227	219	211	202	193	183	174	221
1991	167	161	157	155	153	152	151	149	146	143	140	137	151
1992	134	132	131	130	129	130	131	132	132	133	132	131	131
1993	130	129	128	128	128	128	128	128	128	128	128	129	127
1994	130	131	131	131	130	129	129	128	127	126	125	124	129
1995	122	121	119	117	116	114	112	110	109	107	105	104	113
1996	102	100	99	98	98	98	99	101	102	104	107	109	100
1997	111	112	114	115	117	118	119	120	121	122	123	124	119
1998	119	117	114	117	120	122	124	124	122	120	117	118	119
D738881 St. John's seasonally adjusted smoothed - St. John's désaisonnalisé lissé													
1981	114	138	137	136	134	132	128	124	120	115	111	107	128
1982	104	101	98	96	94	92	90	89	88	87	86	86	91
1983	85	85	86	86	88	90	92	94	97	99	102	105	91
1984	108	111	114	116	119	121	122	124	125	126	127	128	120
1985	129	130	131	132	133	133	134	134	135	135	136	137	134
1986	138	138	139	140	142	143	145	147	150	153	156	158	144
1987	161	164	167	170	173	176	180	183	187	190	193	195	180
1988	197	199	200	202	204	207	210	214	217	220	222	222	209
1989	221	220	217	215	212	210	209	208	208	209	210	211	211
1990	211	211	210	208	205	200	194	187	179	171	163	155	196
1991	149	143	139	136	133	130	128	126	125	123	122	120	128
1992	119	117	116	114	112	111	110	109	109	109	109	109	112
1993	109	109	108	107	106	105	104	103	102	102	101	101	105
1994	102	104	106	108	111	114	116	119	120	122	122	121	116
1995	120	119	117	114	113	111	109	108	106	105	103	102	110
1996	101	101	101	101	101	101	101	101	102	104	106	108	100
1997	110	112	115	117	119	122	124	127	129	130	131	132	124
1998	135	136	142	141	147	143	141	137	135	135	137	136	139

Help-Wanted Index (1996=100), Canada, Provinces and Metropolitan areas, as of May 25, 1999

Indice de l'offre d'emploi (1996=100), Canada, provinces et régions métropolitaines, en date du 25 mai, 1999

Year	January	February	March	April	May	June	July	August	September	October	November	December	Average
Année	Janvier	Février	Mars	Avril	Mai	Juin	Juillet	Août	Septembre	Octobre	Novembre	Décembre	Moyenne

D738883

Charlottetown seasonally adjusted smoothed - Charlottetown désaisonnalisé lissé

1981	56	67	67	67	66	66	65	65	65	65	65	64	66
1982	64	63	61	60	58	57	55	54	53	53	53	53	55
1983	53	55	56	57	59	61	62	64	65	66	67	68	60
1984	69	70	70	71	72	74	75	77	78	79	80	80	77
1985	80	79	79	79	79	80	81	82	83	84	85	86	78
1986	86	86	86	87	87	87	87	88	88	88	89	89	86
1987	90	91	92	94	96	98	101	105	109	114	119	124	98
1988	128	132	136	138	140	140	140	140	138	136	133	130	144
1989	126	123	121	119	117	116	115	114	112	110	108	106	115
1990	103	101	98	96	93	90	87	84	80	78	75	73	87
1991	72	70	69	69	69	69	69	69	70	70	70	69	69
1992	69	68	68	67	66	66	66	67	68	69	71	73	66
1993	76	78	80	81	82	83	83	82	82	81	80	79	81
1994	78	77	76	76	76	77	78	80	82	85	87	90	78
1995	93	96	98	100	102	104	105	107	107	108	108	107	106
1996	107	105	104	103	102	101	102	103	104	107	110	113	100
1997	117	121	124	126	128	129	129	128	127	126	125	125	128
1998	125	132	140	141	139	134	137	136	141	148	156	156	145

D738885

Halifax seasonally adjusted smoothed - Halifax désaisonnalisé lissé

1981	98	93	92	92	92	91	89	88	86	84	82	79	90
1982	77	74	71	69	66	64	62	61	59	58	57	57	55
1983	57	57	58	59	61	62	64	66	68	70	72	74	63
1984	76	78	79	81	82	83	84	85	87	88	90	92	84
1985	93	94	95	95	96	97	98	99	100	102	103	104	98
1986	106	107	109	110	112	114	117	119	121	124	126	128	116
1987	131	134	137	139	142	143	145	147	149	151	153	155	143
1988	158	160	163	165	167	168	169	171	172	174	176	178	168
1989	180	183	185	187	188	187	186	184	180	176	172	167	184
1990	163	159	155	152	149	146	143	139	135	130	125	120	146
1991	115	111	107	104	102	100	99	98	97	96	95	93	100
1992	91	90	88	87	87	87	87	88	88	89	90	90	87
1993	91	91	91	91	90	89	89	88	87	87	87	88	88
1994	88	90	91	92	93	94	95	96	97	98	97	97	95
1995	96	96	95	94	94	94	94	94	94	95	95	96	94
1996	97	98	98	99	100	101	102	102	103	104	105	107	100
1997	109	111	114	116	119	121	124	126	129	130	132	132	123
1998	132	133	134	133	136	138	138	138	137	140	146	153	143

Help-Wanted Index (1996=100), Canada, Provinces and Metropolitan areas, as of May 25, 1999

Indice de l'offre d'emploi (1996=100), Canada, provinces et régions métropolitaines, en date du 25 mai, 1999

Year	January	February	March	April	May	June	July	August	September	October	November	December	Average
Année	Janvier	Février	Mars	Avril	Mai	Juin	Juillet	Août	Septembre	Octobre	Novembre	Décembre	Moyenne

D738888

Saint John seasonally adjusted smoothed - Saint John désaisonnalisé lissé

1981	83	85	85	84	83	83	82	81	79	78	76	73	85
1982	71	68	65	62	59	57	55	54	53	52	52	52	55
1983	52	52	52	53	53	52	52	52	52	52	52	52	51
1984	53	53	54	55	56	58	59	60	61	63	64	65	59
1985	67	68	69	71	72	74	76	77	79	80	82	83	75
1986	84	85	86	87	88	88	90	91	93	96	99	103	87
1987	106	110	114	118	122	126	130	133	135	137	138	139	132
1988	139	138	137	136	135	134	135	135	137	139	142	145	132
1989	149	153	157	160	162	163	163	163	161	160	157	155	162
1990	152	150	148	145	142	139	136	132	128	124	120	117	140
1991	113	110	107	104	101	99	96	93	91	89	86	84	96
1992	83	81	81	80	80	81	82	83	84	85	85	86	83
1993	86	85	84	82	81	79	77	76	75	74	75	76	76
1994	77	79	81	84	86	88	90	91	92	93	93	94	89
1995	94	94	94	95	95	96	97	97	98	99	100	100	94
1996	100	100	99	99	98	97	97	98	98	100	102	105	100
1997	108	112	117	121	125	129	132	134	136	138	138	139	129
1998	145	143	141	142	149	156	158	156	153	152	150	149	150

D738887

Moncton seasonally adjusted smoothed - Moncton désaisonnalisé lissé

1981	75	73	73	73	73	73	72	71	70	69	67	65	73
1982	63	60	58	56	54	52	51	51	51	51	52	53	50
1983	54	56	58	59	61	63	64	66	67	68	69	70	65
1984	71	72	73	74	75	76	76	77	77	77	77	77	76
1985	77	78	78	79	81	83	85	87	89	91	93	95	83
1986	97	98	99	101	102	102	103	105	106	108	110	113	102
1987	117	120	124	128	131	134	137	139	140	141	141	141	136
1988	140	139	139	139	139	139	141	143	145	148	152	155	139
1989	158	162	164	167	168	168	168	166	163	160	155	151	167
1990	147	142	138	133	129	124	120	115	111	106	102	99	124
1991	96	93	91	90	88	87	86	84	82	80	78	76	87
1992	73	71	70	69	69	69	70	72	73	75	76	78	68
1993	79	80	82	83	83	84	85	86	87	87	88	89	86
1994	90	90	91	92	93	93	94	95	97	98	100	102	93
1995	104	105	108	110	111	113	114	115	115	115	115	114	114
1996	112	110	108	106	104	102	100	99	99	100	102	105	100
1997	108	113	117	122	126	130	134	137	140	142	143	143	133
1998	150	151	150	146	146	142	148	146	152	155	157	157	148

Help-Wanted Index (1996=100), Canada, Provinces and Metropolitan areas, as of May 25, 1999

Indice de l'offre d'emploi (1996=100), Canada, provinces et régions métropolitaines, en date du 25 mai, 1999

Year	January	February	March	April	May	June	July	August	September	October	November	December	Average
Année	Janvier	Février	Mars	Avril	Mai	Juin	Juillet	Août	Septembre	Octobre	Novembre	Décembre	Moyenne

D738889

Quebec seasonally adjusted smoothed - Québec désaisonnalisé lissé

1981	158	160	158	156	151	146	140	135	130	125	122	119	139
1982	116	114	113	111	110	110	110	112	114	116	119	122	112
1983	126	129	132	136	140	143	146	148	150	151	152	153	141
1984	155	157	160	163	166	168	168	166	162	157	152	148	162
1985	144	141	140	140	141	143	147	152	157	162	168	172	148
1986	175	177	178	179	180	180	181	182	184	185	187	190	181
1987	193	196	199	202	206	210	214	219	224	229	234	239	211
1988	243	247	250	253	255	257	258	259	260	261	263	265	256
1989	268	271	275	278	281	283	284	284	283	282	279	276	284
1990	273	269	264	257	250	242	232	223	213	203	194	187	236
1991	180	175	172	170	170	171	172	174	175	174	172	169	172
1992	165	160	155	151	148	145	144	144	145	147	149	151	144
1993	154	157	160	162	164	165	166	167	168	168	168	168	166
1994	167	165	163	160	157	154	152	151	150	150	149	148	156
1995	147	146	145	143	142	140	137	134	131	127	124	121	138
1996	117	113	110	107	104	102	100	98	96	94	93	93	100
1997	95	96	99	101	103	104	105	106	106	107	107	108	103
1998	111	112	119	120	123	124	130	135	137	139	144	158	139

D738890

Sherbrooke seasonally adjusted smoothed - Sherbrooke désaisonnalisé lissé

1981	58	67	66	64	61	58	54	51	48	45	42	39	55
1982	37	35	34	33	33	33	35	36	38	40	42	43	37
1983	44	45	45	45	45	45	45	45	45	46	48	50	43
1984	52	55	58	61	64	66	68	70	71	72	73	74	66
1985	75	77	78	80	81	82	82	83	82	81	81	81	80
1986	82	82	83	85	87	89	92	95	99	102	107	111	91
1987	115	120	124	127	131	134	137	140	143	144	144	144	139
1988	143	141	140	139	139	138	138	138	138	138	139	140	135
1989	142	143	145	146	148	149	150	150	150	149	148	146	150
1990	143	139	136	132	128	124	120	115	111	106	103	100	120
1991	98	96	95	94	93	93	93	93	93	94	94	94	94
1992	94	93	93	93	93	93	93	94	95	97	98	99	93
1993	100	100	100	100	100	101	101	102	103	103	104	105	101
1994	107	109	112	115	118	120	122	123	123	123	122	122	117
1995	121	121	119	118	117	115	113	111	109	108	106	105	116
1996	104	104	104	104	103	102	101	100	99	98	98	98	100
1997	98	98	99	99	100	101	103	105	108	110	112	113	105
1998	118	116	115	114	126	134	142	133	129	131	133	139	132

**Help-Wanted Index (1996=100), Canada, Provinces and
Metropolitan areas, as of May 25, 1999**

**Indice de l'offre d'emploi (1996=100), Canada, provinces et régions
métropolitaines, en date du 25 mai, 1999**

Year	January	February	March	April	May	June	July	August	September	October	November	December	Average
Année	Janvier	Février	Mars	Avril	Mai	Juin	Juillet	Août	Septembre	Octobre	Novembre	Décembre	Moyenne
D738891 Montreal seasonally adjusted smoothed - Montréal désaisonnalisé lissé													
1981	158	166	165	164	160	155	148	139	131	122	113	106	146
1982	98	91	85	79	73	69	66	65	65	65	67	69	73
1983	71	73	76	79	82	85	87	90	92	93	95	97	84
1984	99	102	104	106	109	112	115	117	118	119	119	120	113
1985	121	123	125	127	129	130	132	134	138	143	148	152	133
1986	156	159	162	164	165	167	168	171	174	178	182	187	169
1987	192	197	201	206	211	216	221	227	233	238	242	244	221
1988	245	244	242	240	239	238	238	239	239	239	238	238	240
1989	238	239	239	239	238	236	233	230	225	220	214	208	231
1990	202	196	191	184	178	170	162	154	146	138	131	124	166
1991	119	115	112	110	109	108	107	106	106	105	103	102	108
1992	100	98	96	94	93	93	93	92	92	92	93	93	93
1993	94	94	95	96	97	97	98	98	99	100	102	103	98
1994	104	105	106	106	107	108	109	111	112	113	115	115	109
1995	116	117	117	116	115	114	113	112	111	109	108	106	114
1996	104	103	102	101	101	101	101	101	100	101	101	102	100
1997	103	105	106	108	110	112	113	115	117	119	120	121	113
1998	122	128	134	142	147	145	144	141	140	139	140	141	140
D738893 Ottawa/Hull seasonally adjusted smoothed - Ottawa/Hull désaisonnalisé lissé													
1981	169	164	164	164	164	163	162	160	157	153	149	144	161
1982	139	134	130	125	121	117	113	110	108	106	106	108	115
1983	109	111	113	114	116	118	121	124	128	132	136	139	122
1984	142	145	148	150	152	154	156	158	159	160	162	164	155
1985	166	170	174	178	181	183	185	186	188	190	191	192	182
1986	192	192	191	192	194	196	199	202	205	209	213	217	199
1987	222	228	233	240	248	257	265	273	280	286	290	294	260
1988	298	302	305	308	311	313	314	314	315	316	318	320	311
1989	323	325	325	324	321	318	314	311	308	304	300	294	317
1990	286	278	269	259	250	241	232	223	213	202	192	182	236
1991	173	165	160	156	153	151	149	148	146	145	143	142	151
1992	140	138	135	133	131	130	129	129	130	131	132	133	132
1993	133	133	131	129	127	125	122	120	118	116	115	115	123
1994	115	116	118	120	122	124	126	128	128	127	126	124	125
1995	122	119	117	114	111	108	105	102	99	98	97	98	106
1996	98	99	99	98	98	98	98	99	101	104	108	111	100
1997	115	118	120	122	124	124	124	125	125	125	125	125	123
1998	126	135	139	146	146	149	151	153	154	156	158	163	153

Help-Wanted Index (1996=100), Canada, Provinces and Metropolitan areas, as of May 25, 1999

Indice de l'offre d'emploi (1996=100), Canada, provinces et régions métropolitaines, en date du 25 mai, 1999

Year	January	February	March	April	May	June	July	August	September	October	November	December	Average
Année	Janvier	Février	Mars	Avril	Mai	Juin	Juillet	Août	Septembre	Octobre	Novembre	Décembre	Moyenne
D738894 Toronto seasonally adjusted smoothed - Toronto désaisonnalisé lissé													
1981	176	180	181	182	183	183	183	181	176	168	159	148	179
1982	137	126	117	109	101	95	89	84	81	79	79	79	95
1983	81	82	84	87	90	93	96	99	103	106	109	113	94
1984	118	122	127	132	136	141	145	148	151	153	156	160	141
1985	165	170	176	181	187	193	199	205	210	214	217	220	196
1986	222	224	225	227	228	229	230	234	240	247	256	265	233
1987	272	278	282	287	291	295	299	302	304	305	306	307	295
1988	307	307	305	304	302	300	298	296	293	291	289	287	298
1989	284	281	277	271	265	259	254	251	249	246	242	235	262
1990	226	215	203	191	180	169	158	148	138	128	119	112	165
1991	107	104	102	101	101	101	101	101	99	97	95	92	101
1992	90	88	86	86	86	87	88	88	88	88	88	87	87
1993	87	87	87	87	87	87	86	85	86	87	88	90	86
1994	92	95	97	98	100	102	104	106	108	110	111	113	103
1995	113	113	112	111	110	109	108	107	105	104	102	100	109
1996	99	98	98	98	99	99	100	101	102	105	107	110	100
1997	112	115	119	122	125	128	130	131	133	133	134	134	127
1998	135	139	143	144	143	144	148	153	154	153	153	155	150
D738895 Hamilton seasonally adjusted smoothed - Hamilton désaisonnalisé lissé													
1981	150	128	127	127	127	126	126	125	123	122	119	117	127
1982	114	110	106	102	97	93	89	85	82	80	78	77	92
1983	77	77	78	80	82	85	88	91	94	97	99	102	87
1984	104	107	109	111	113	115	117	118	119	121	122	124	114
1985	127	130	133	137	141	145	149	152	155	157	159	160	149
1986	162	164	166	169	173	178	182	187	192	197	203	208	179
1987	213	218	222	227	231	235	240	244	249	254	258	261	240
1988	263	265	266	266	267	268	269	270	272	272	272	271	270
1989	270	269	267	265	263	261	258	255	250	245	238	231	258
1990	223	214	204	194	184	174	164	155	146	138	131	125	170
1991	120	115	111	108	105	103	101	99	97	94	92	90	102
1992	88	87	86	85	86	86	88	89	91	93	95	97	87
1993	99	101	102	103	103	103	103	103	104	104	105	107	102
1994	109	111	113	115	117	119	120	121	122	122	122	122	120
1995	121	121	119	118	116	114	112	109	107	105	103	101	112
1996	99	99	98	99	99	100	101	102	104	105	106	107	100
1997	108	109	111	113	116	118	121	123	125	127	128	128	121
1998	131	133	135	142	145	151	149	146	142	141	141	143	144

Help-Wanted Index (1996=100), Canada, Provinces and Metropolitan areas, as of May 25, 1999

Indice de l'offre d'emploi (1996=100), Canada, provinces et régions métropolitaines, en date du 25 mai, 1999

Year	January	February	March	April	May	June	July	August	September	October	November	December	Average
Année	Janvier	Février	Mars	Avril	Mai	Juin	Juillet	Août	Septembre	Octobre	Novembre	Décembre	Moyenne
D738896 London seasonally adjusted smoothed - London désaisonnalisé lissé													
1981	115	110	110	108	106	103	100	97	93	89	86	82	102
1982	79	76	73	71	68	66	64	62	61	60	59	60	64
1983	60	61	63	65	67	70	72	75	78	80	82	83	71
1984	84	85	87	88	89	91	92	94	96	98	100	102	92
1985	104	107	109	112	114	117	119	121	122	123	124	125	117
1986	126	127	128	129	130	132	134	136	139	143	146	151	133
1987	155	160	164	169	173	178	182	186	189	193	196	198	180
1988	201	203	206	209	212	215	219	223	226	230	233	236	216
1989	237	239	239	238	236	233	230	226	222	218	214	209	233
1990	204	200	195	190	184	177	170	163	155	148	140	134	172
1991	128	124	121	119	117	116	115	114	113	111	109	107	115
1992	106	104	103	102	102	102	102	102	102	102	102	103	102
1993	103	103	103	103	103	104	104	105	106	108	109	111	103
1994	113	115	117	119	121	123	124	126	128	128	129	129	124
1995	128	126	124	121	118	115	111	108	105	103	101	99	114
1996	98	97	97	98	99	100	102	104	106	108	110	112	100
1997	115	118	121	124	127	130	133	136	138	140	142	142	131
1998	144	147	151	155	155	156	153	149	141	140	145	152	150
D738897 Sudbury seasonally adjusted smoothed - Sudbury désaisonnalisé lissé													
1981	163	156	155	152	148	143	138	132	127	122	118	113	138
1982	108	102	96	89	83	77	72	69	67	66	67	68	78
1983	69	71	74	77	80	84	87	91	94	96	98	99	85
1984	101	102	104	106	108	109	110	109	109	108	108	108	105
1985	109	112	114	117	120	123	126	129	131	133	135	136	126
1986	137	137	136	136	136	137	138	140	143	147	151	156	138
1987	161	167	173	179	186	194	201	209	217	224	232	239	197
1988	246	251	255	257	257	256	255	255	256	258	261	263	257
1989	264	265	266	265	265	265	264	264	262	260	258	255	266
1990	251	248	243	238	231	223	215	206	198	191	185	180	217
1991	176	174	172	170	169	168	166	164	161	156	151	146	167
1992	140	136	133	131	129	128	127	126	123	120	117	113	125
1993	111	108	106	104	103	101	100	99	98	97	96	96	99
1994	97	98	99	100	102	104	106	109	112	115	118	120	107
1995	121	121	122	121	119	118	116	113	110	107	105	102	116
1996	100	98	98	97	98	99	100	102	105	108	110	113	100
1997	115	118	120	123	126	130	133	135	137	139	139	140	130
1998	136	133	132	134	134	132	134	147	157	165	166	171	152

Help-Wanted Index (1996=100), Canada, Provinces and Metropolitan areas, as of May 25, 1999

Indice de l'offre d'emploi (1996=100), Canada, provinces et régions métropolitaines, en date du 25 mai, 1999

Year	January	February	March	April	May	June	July	August	September	October	November	December	Average
Année	Janvier	Février	Mars	Avril	Mai	Juin	Juillet	Août	Septembre	Octobre	Novembre	Décembre	Moyenne
D738899 Winnipeg seasonally adjusted smoothed - Winnipeg désaisonnalisé lissé													
1981	136	151	150	149	147	145	141	138	133	128	123	117	142
1982	111	104	98	92	86	81	77	74	72	70	70	70	80
1983	71	72	73	75	77	79	80	82	84	85	86	87	79
1984	88	90	92	93	95	97	99	101	102	103	104	105	98
1985	106	107	109	110	112	114	116	118	120	122	124	126	114
1986	128	130	131	131	131	132	132	133	134	135	137	139	133
1987	141	142	143	144	145	146	147	148	150	151	152	154	147
1988	155	156	156	157	157	157	157	158	158	159	159	160	157
1989	161	162	163	163	163	163	164	164	164	163	161	159	166
1990	157	154	151	148	144	141	137	132	127	122	117	112	138
1991	108	104	101	98	96	94	93	92	91	90	89	89	94
1992	88	87	87	87	87	87	87	87	87	87	87	87	87
1993	86	86	85	85	84	84	84	85	86	87	88	89	85
1994	91	92	93	95	96	97	98	99	99	100	100	100	97
1995	101	101	101	101	101	101	100	99	99	98	98	97	100
1996	97	97	97	98	98	99	101	103	105	107	110	114	100
1997	117	120	124	127	130	133	135	138	140	142	143	144	134
1998	145	148	151	155	157	158	156	156	158	161	163	164	160
D738901 Regina seasonally adjusted smoothed - Régina désaisonnalisé lissé													
1981	141	149	149	151	152	153	152	149	145	139	132	124	150
1982	117	110	104	99	94	91	88	87	86	86	87	88	89
1983	89	90	92	93	96	98	100	102	103	104	104	104	97
1984	104	104	104	104	104	104	104	104	103	103	103	104	104
1985	105	106	107	108	109	110	111	113	114	115	117	118	111
1986	119	120	121	121	122	122	123	124	126	128	129	131	124
1987	131	131	131	130	129	128	127	125	124	123	122	121	127
1988	121	122	123	125	126	127	129	130	132	134	136	139	127
1989	142	146	150	154	157	160	161	162	162	161	159	158	160
1990	157	156	154	153	151	149	146	144	141	137	134	130	149
1991	126	121	117	114	111	108	107	105	104	102	100	99	107
1992	97	95	92	90	88	86	85	84	84	84	84	84	86
1993	84	84	84	85	85	86	86	87	88	89	90	91	85
1994	93	94	95	97	98	99	99	100	101	102	102	102	100
1995	102	102	101	100	100	99	98	97	96	96	95	95	98
1996	95	95	96	97	98	99	101	102	104	107	109	112	100
1997	115	119	122	125	128	130	133	135	137	139	141	142	132
1998	140	134	131	129	131	131	130	129	128	131	133	132	130

Help-Wanted Index (1996=100), Canada, Provinces and Metropolitan areas, as of May 25, 1999

Indice de l'offre d'emploi (1996=100), Canada, provinces et régions métropolitaines, en date du 25 mai, 1999

Year	January	February	March	April	May	June	July	August	September	October	November	December	Average
Année	Janvier	Février	Mars	Avril	Mai	Juin	Juillet	Août	Septembre	Octobre	Novembre	Décembre	Moyenne

D738902

Saskatoon seasonally adjusted smoothed - Saskatoon désaisonnalisé lissé

1981	97	108	108	109	109	109	108	107	104	101	97	93	107
1982	89	85	80	76	72	69	66	64	64	64	65	66	69
1983	68	70	72	75	77	80	82	84	86	87	88	88	79
1984	89	89	89	89	89	89	88	88	87	87	87	87	89
1985	88	88	89	90	90	91	91	92	93	95	97	98	91
1986	100	101	102	103	103	103	104	104	104	105	105	105	105
1987	104	104	103	102	101	101	101	101	102	103	104	106	100
1988	108	109	111	113	114	116	117	118	119	119	119	119	117
1989	120	121	122	124	126	128	130	131	132	132	132	132	128
1990	131	130	128	126	124	122	119	117	114	111	108	105	121
1991	103	100	98	95	94	92	90	89	87	86	85	84	91
1992	83	81	80	80	79	78	78	78	78	78	79	79	78
1993	80	80	80	80	79	79	79	79	79	80	81	82	79
1994	84	87	89	91	93	95	96	97	97	97	96	95	95
1995	94	93	91	89	88	87	87	86	86	86	87	87	87
1996	89	90	92	94	96	99	101	103	106	108	110	112	100
1997	115	117	120	122	125	127	130	132	135	137	138	139	129
1998	141	143	145	148	151	151	145	142	138	136	130	126	138

D738904

Calgary seasonally adjusted smoothed - Calgary désaisonnalisé lissé

1981	250	289	292	296	300	301	297	289	276	258	236	212	284
1982	187	164	143	125	110	97	88	82	79	78	79	80	102
1983	80	81	80	80	79	78	77	76	75	74	74	75	77
1984	78	80	83	86	88	90	91	91	92	93	95	97	89
1985	99	103	106	110	113	116	119	121	123	126	128	128	117
1986	126	123	118	114	110	108	107	106	106	106	107	109	111
1987	110	113	116	119	124	129	135	141	146	151	154	157	134
1988	159	161	163	165	168	171	173	175	176	176	176	178	170
1989	181	184	187	190	192	192	192	192	192	192	192	192	192
1990	192	193	193	192	189	185	179	172	165	157	149	141	176
1991	134	127	121	117	113	111	109	107	106	104	101	98	112
1992	95	92	89	87	85	84	83	83	83	83	85	86	85
1993	88	89	90	91	92	93	94	94	95	96	97	98	93
1994	99	101	102	104	106	107	109	110	111	111	111	111	107
1995	109	107	103	100	98	97	96	96	97	98	99	101	99
1996	104	107	109	112	114	116	117	120	124	129	135	141	100
1997	146	152	157	162	166	170	173	176	178	180	181	182	170
1998	187	190	189	185	184	183	186	189	189	186	178	172	182

Help-Wanted Index (1996=100), Canada, Provinces and Metropolitan areas, as of May 25, 1999

Indice de l'offre d'emploi (1996=100), Canada, provinces et régions métropolitaines, en date du 25 mai, 1999

Year	January	February	March	April	May	June	July	August	September	October	November	December	Average
Année	Janvier	Février	Mars	Avril	Mai	Juin	Juillet	Août	Septembre	Octobre	Novembre	Décembre	Moyenne
D738905 Edmonton seasonally adjusted smoothed - Edmonton désaisonnalisé lissé													
1981	289	281	282	284	285	285	281	273	261	245	226	206	265
1982	186	167	148	132	117	105	96	90	87	85	85	84	105
1983	84	83	83	84	86	87	88	89	89	88	88	89	87
1984	91	93	94	96	97	97	98	99	101	103	105	109	99
1985	112	117	121	125	130	133	136	139	140	141	140	139	134
1986	137	134	131	128	126	125	125	125	125	124	123	122	126
1987	120	119	118	120	122	126	131	137	142	147	151	154	134
1988	158	161	165	168	172	175	178	179	179	180	181	182	175
1989	185	188	191	194	197	198	199	199	199	199	199	199	197
1990	199	199	198	196	193	188	183	177	171	165	157	149	179
1991	141	133	127	121	117	114	111	109	106	103	100	98	112
1992	95	94	92	90	88	86	85	85	85	86	87	88	87
1993	89	89	89	89	89	88	88	87	87	86	87	88	88
1994	89	90	91	92	93	94	95	96	96	95	94	92	94
1995	89	86	83	82	79	78	78	78	78	79	79	79	79
1996	79	79	79	80	81	82	83	84	87	90	95	100	100
1997	105	110	115	119	122	124	126	128	129	130	131	132	124
1998	135	136	131	130	127	124	119	118	115	112	107	105	117
D738906 Vancouver seasonally adjusted smoothed - Vancouver désaisonnalisé lissé													
1981	202	206	206	206	207	207	206	203	198	190	178	165	203
1982	150	135	119	105	94	84	78	73	71	71	72	73	90
1983	76	78	81	83	85	86	87	87	87	87	88	89	85
1984	91	93	96	98	99	98	97	96	95	94	93	93	96
1985	93	94	95	97	100	103	106	109	111	114	118	121	104
1986	125	129	131	133	134	134	134	135	137	139	141	143	135
1987	145	147	149	151	154	157	160	163	166	168	170	171	159
1988	172	172	173	175	178	183	188	194	199	204	209	216	186
1989	223	231	239	244	248	250	251	252	253	255	255	255	249
1990	253	250	246	240	233	226	218	209	200	191	181	172	220
1991	165	159	154	152	150	149	147	145	143	140	137	134	148
1992	132	129	127	126	126	126	127	128	128	129	129	128	127
1993	126	125	124	123	124	124	124	124	124	124	124	125	123
1994	126	127	128	128	128	127	127	126	126	125	124	123	127
1995	122	120	118	116	114	112	111	109	107	106	104	103	112
1996	101	100	99	98	98	98	99	101	103	105	107	109	100
1997	111	112	113	115	116	117	118	119	120	121	122	122	118
1998	116	114	109	113	116	119	121	121	120	119	116	117	116

Help-Wanted Index (1996=100), Canada, Provinces and Metropolitan areas, as of May 25, 1999

Indice de l'offre d'emploi (1996=100), Canada, provinces et régions métropolitaines, en date du 25 mai, 1999

Year	January	February	March	April	May	June	July	August	September	October	November	December	Average
Année	Janvier	Février	Mars	Avril	Mai	Juin	Juillet	Août	Septembre	Octobre	Novembre	Décembre	Moyenne
D738907	Victoria seasonally adjusted smoothed - Victoria désaisonnalisé lissé												
1981	147	145	147	149	151	152	151	148	141	132	122	111	145
1982	102	93	86	79	74	69	66	64	62	61	61	62	71
1983	62	63	64	65	65	66	67	68	70	72	73	74	67
1984	75	76	77	77	78	78	78	78	77	76	76	75	77
1985	74	74	74	75	77	79	82	85	88	91	94	97	82
1986	99	100	101	102	102	102	102	102	102	102	103	105	101
1987	107	110	113	116	119	122	126	130	134	139	143	146	125
1988	147	148	148	148	149	151	155	159	166	172	180	187	156
1989	194	201	207	213	218	221	223	225	226	228	230	232	221
1990	233	234	235	234	233	230	225	219	212	204	195	187	224
1991	180	175	172	171	171	171	171	169	166	163	160	157	169
1992	154	152	150	149	150	152	154	155	156	156	156	155	152
1993	154	153	152	152	152	153	154	154	155	155	155	155	153
1994	154	153	151	148	144	141	138	136	135	134	132	130	142
1995	128	126	125	124	123	122	121	119	117	114	111	108	120
1996	104	102	100	99	98	98	99	100	102	104	107	110	100
1997	113	115	118	119	121	123	126	128	130	131	132	133	125
1998	135	133	138	140	144	141	142	141	138	130	123	122	135

Chart 1

Graphique 1

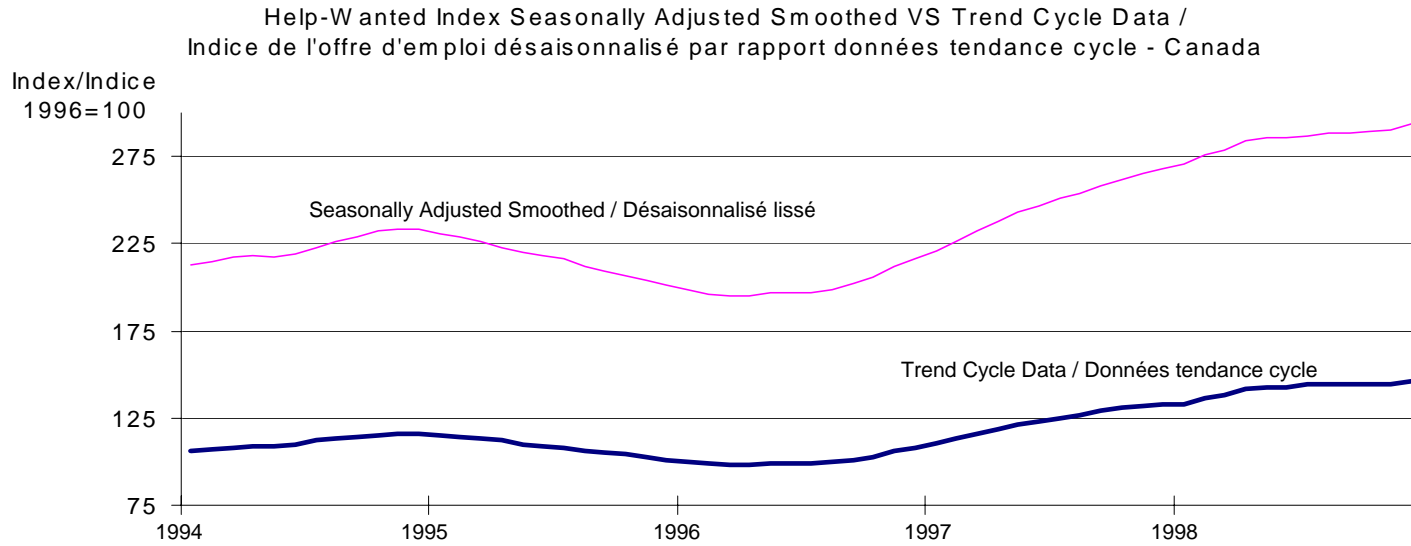
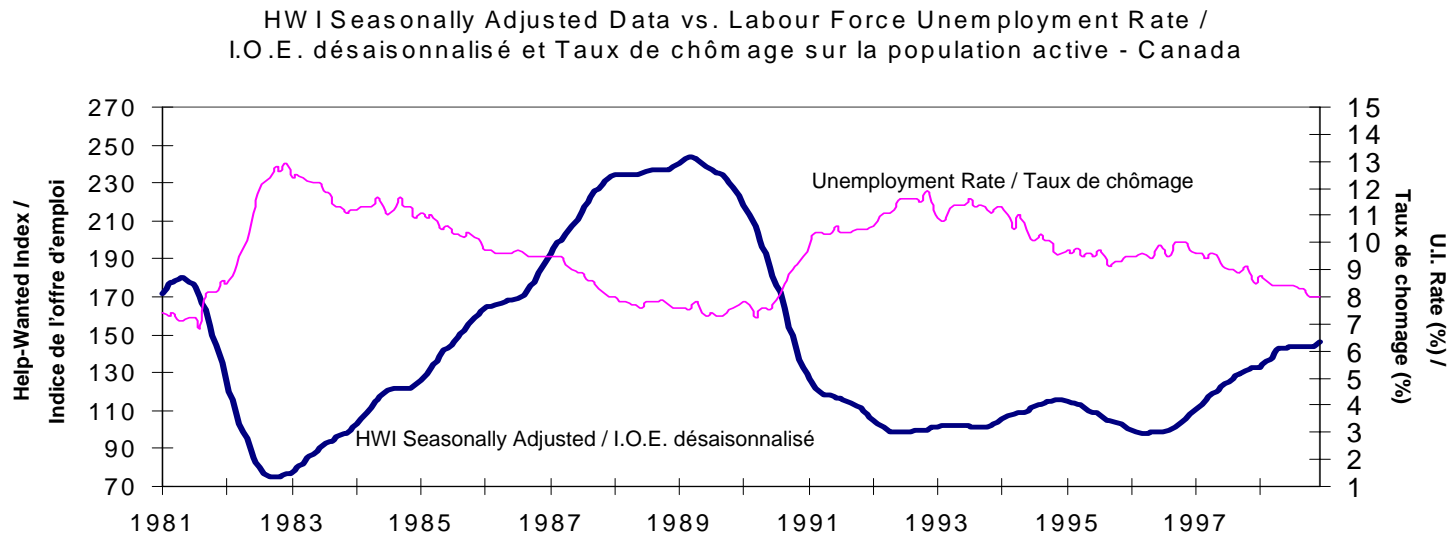


Chart 2

Graphique 2



Annual Estimates of Employment, Earnings and Hours 1986-1998, Statistics Canada
Estimations annuelles de l'Emploi, des gains et de la durée du travail 1986-1998, Statistique Canada

Concepts & Methods

The Help-wanted Index measures changes in the demand for labour relative to a base-year, currently 1996. The index (see Appendix 1 for a note on index numbers) is derived from a count of job advertisements published in the classified sections of 22 major metropolitan area newspapers. During a period of economic expansion, the demand for labour increases and employers place help-wanted ads in newspaper to attract workers. Similarly, during a downturn in the economy, demand for labour decreases and employers advertise less. Since the need to advertise job openings occurs early in the business cycle, an index aimed at measuring changes in the level of job ads can be considered an early indicator of labour market conditions and of general economic activity. While there exists a general relationship between the number of help-wanted ads and job vacancies, it has been found impossible to quantify this relationship.

However, since the cancellation of the Job Vacancy Survey in 1978, the Help-wanted Index is the only indicator of labour demand which is released on a regular basis by Statistics Canada.

The Canadian Help-wanted Index is patterned after an index developed and published by the Conference Board in the United States. A Canadian index was first constructed in 1973 by the Department of Finance. Statistics Canada assumed responsibility for its publication the following year.

Methodology

The Help-wanted Index compares the number of ads published in any given month with the respective average number of ads in the base-period. The ratio between the two values is then weighted according to the population residing in the metropolitan areas surveyed (see Appendix 2 for the population figures and the weights). Following are the steps which are required to construct the Help-wanted Index.

Help-wanted advertisements:

The basic unit of measurement is a help-wanted advertisement published in the classified section of a newspaper surveyed. Data are collected for one

Concepts et Méthodes

L'indice de l'offre d'emploi mesure les changements dans la demande de main-d'oeuvre relativement à une année de base, actuellement 1996. L'indice (pour plus de détails sur le calcul d'un indice, voir l'annexe 1) est fondé sur le nombre d'annonces d'offres d'emploi paraissant dans 22 journaux des principales régions métropolitaines du Canada. Durant une période d'expansion économique, la demande de travail augmente et les employeurs placent des annonces d'offres d'emploi dans les journaux afin d'attirer les travailleurs. De la même façon, durant une période de ralentissement économique, la demande de travail diminue et les employeurs ont alors peu recours aux annonces. Comme le besoin d'annoncer des offres d'emploi se fait sentir très tôt dans le cycle des affaires, un indice qui cherche à mesurer les variations dans le niveau des annonces d'offre d'emploi peut donc être considéré comme un indicateur avancé des conditions du marché du travail et de l'activité économique générale. Bien qu'il existe une relation générale entre la quantité d'offres d'emploi et la demande de travail, il est impossible de la quantifier en termes du nombre d'emplois disponibles ou du nombre d'emplois perdus à partir de cet indice.

Depuis l'abolition de l'enquête sur les postes vacants en 1978, la disponibilité de données reliées à l'aspect de la demande de travail est très limitée. L'indice de l'offre d'emploi est le seul indicateur de la demande de travail publié sur une base régulière à Statistique Canada.

L'indice canadien de l'offre d'emploi est formé selon le modèle conçu par le Conference Board aux États-Unis. Un premier indice canadien a été diffusé en 1973 par le ministère des Finances. L'année suivante, Statistique Canada a pris en charge la publication de cet indice.

Méthodologie

L'indice de l'offre d'emploi compare le nombre d'annonces publiées pour un mois donné à la moyenne annuelle du nombre d'annonces durant l'année de base. Le rapport entre ces deux valeurs est ensuite multiplié par le poids démographique approprié (voir l'annexe 2 pour les chiffres de la population et les poids). Les étapes nécessaires pour construire l'indice de l'offre d'emploi sont les suivantes.

Annonces d'offres d'emploi:

L'unité de mesure de base est l'annonce d'offre d'emploi publiée dans la section des annonces classées. Les données sont recueillies pour un samedi chaque mois, soit celui qui

Saturday each month; usually the Saturday of the Labour Force Survey reference week.

Excluded from the survey are advertisements:

- which do not appear in the classified section,
- for "position wanted",
- for newspaper carriers,
- for lease operators,
- which relate to vacancies in the United States.

Calculation of raw indices:

The number of advertisements from each newspaper included in the survey are divided by their respective 12-month average in the 1996 base-period to derive raw indices for metropolitan areas.

Calculation of weighted Help-wanted Indices:

The population within a region is calculated as the sum of the population residing in the metropolitan areas surveyed. For each region, the metropolitan area indices are weighted by their respective population weights (see Appendix 2). The individual values are then summed to provide regional indices.

The Canada index is the sum of the weighted metropolitan area indices, adjusted for the proportion of the population residing in the twenty areas surveyed.

Seasonally adjusted:

The Canada and regional indices are first adjusted for seasonal variations, that is, for changes which repeat every year. This process involves an "endpoint" adjustment using the X-11 ARIMA seasonal adjustment program. In addition, the seasonally adjusted data are "smoothed" to reduce the irregular fluctuations in the series.

Smoothed Seasonal Indices¹

The raw data of time series are sometimes difficult to interpret because they contain a trend-cycle component as well as the effects of seasonal and irregular variations. Commonly, to assist in the interpretation of month-to-

correspond habituellement à la semaine de référence de l'enquête sur la population active.

Les annonces suivantes sont exclues de l'enquête:

- les annonces qui ne figurent pas dans la section des annonces classées;
- les annonces classées sous la section "emplois demandés";
- les annonces demandant des livreurs de journaux;
- les annonces demandant des opérateurs à contrat;
- les annonces offrant des emplois aux États-Unis.

Compilation des indices bruts:

Le nombre d'annonces obtenu de chaque journal est divisé par leur moyenne respective de 12 mois durant l'année de base en 1996. Cela permet d'obtenir les indices bruts des régions métropolitaines incluses dans l'enquête.

Compilation des indices pondérés de l'offre d'emploi:

La population régionale est égale à la somme des populations des régions métropolitaines comprises dans cette région. Pour chaque région, la valeur des indices des régions métropolitaines est multipliée par le poids de leur population respective dans la région (voir Annexe 2). Les valeurs pondérées de toutes les régions métropolitaines d'une région sont ensuite additionnées afin d'obtenir la valeur de l'indice régional.

L'indice national est la somme des valeurs des régions métropolitaines pondérées en fonction de leur population respective dans le Canada. La population canadienne est égale ici à la somme des populations des vingt régions métropolitaines incluses dans l'échantillon.

Indices désaisonnalisés:

Les données de l'indice de l'offre d'emploi pour le Canada et pour les régions sont ajustées pour les variations saisonnières qui se répètent chaque année. Ce procédé implique l'extrapolation des séries au moyen du modèle d'ajustement saisonnier X-11 ARMMI. De plus, les indices désaisonnalisés sont lissés afin de réduire les fluctuations irrégulières.

Indices désaisonnalisés¹

Les données originales sont parfois difficiles à interpréter parce qu'en plus de la tendance, elles incluent les effets saisonniers et les variations irrégulières. De façon générale, afin de faciliter l'interprétation des variations mensuelles, les données sont ajustées, c'est-à-dire que

month changes the data are adjusted, that is, the seasonal effects are removed.

The experience has been that the Help-wanted Index displayed month-to-month variations which masked its trend. To reduce the influence of the irregular fluctuations it was decided to smooth the seasonally adjusted data. This process involves the following four steps:

- 1) A three-term moving average is applied to the last three observations of the seasonally adjusted data. The calculation is repeated each month as new data become available.
- 2) The month-to-month changes of the derived estimates are calculated. This procedure is commonly referred to as the derivation of "first differences".
- 3) Next, the standard deviation of the "first differences" is calculated.
- 4) If the absolute value calculated in Step 2 exceeds the standard deviation in Step 3, the difference is distributed to adjacent months.

The smoothing of the Help-wanted Indices is an iterative process in that Steps 1 to 4 are repeated several times.

Graph 2 on page 237 shows the effect of the smoothing technique and demonstrates the reduction of the month-to-month variations while preserving the trend of the Help-wanted Index.

¹ *The "Smoothing technique was developed by Guy Huot, Time Series Research and Analysis Center, Statistics Canada.*

Revisions:

The seasonally adjusted indices are revised each year when data for a complete calendar year become available. At this time, data for the past four years are revised.

Missing data:

Although uncommon, unforeseen events such as strikes and delivery problems may make it impossible to obtain certain newspapers. If necessary, the data are imputed as follows:

- a) If available, newspapers from the previous Saturday are used to

la composante saisonnière de la série est éliminée.

L'indice de l'offre d'emploi désaisonnalisé indique des variations mensuelles qui rendent parfois difficile l'interprétation de la tendance. Afin de réduire l'importance de la composante irrégulière dans la série, on a décidé de lisser les données désaisonnalisées. Cette technique s'effectue en quatre phases.

- 1) Une moyenne mobile de trois mois est appliquée aux trois dernières observations de la série désaisonnalisée. Cette opération est répétée chaque mois au fur et à mesure que les données sont disponibles.
- 2) Les variations mensuelles des valeurs obtenues à la première phase sont calculées. Cette procédure est également connue sous le nom de "différence première".
- 3) L'écart-type de ces "différences premières" est calculé.
- 4) Lorsque la valeur absolue des variations mensuelles, calculée à la phase 2, est supérieure à l'écart-type de la phase 3, la différence est redistribuée sur les mois adjacents.

Le lissage des indices de l'offre d'emploi est une procédure itérative, c'est-à-dire que les phases 1 à 4 sont répétées plusieurs fois.

Le graphique 2 à la page 237 montre les effets de la technique de lissage qui réduit les fluctuations mensuelles tout en préservant la tendance de l'indice d'offre d'emploi.

¹ *La "technique de lissage" a été développée par Guy Huot, Centre de recherche d'Analyse en séries chronologiques, Statistique Canada.*

Révisions:

Les indices désaisonnalisés sont révisés chaque année lorsque l'on dispose des données pour une année civile complète. Les données pour les quatre dernières années sont alors révisées.

Données manquantes:

Bien que peu fréquents, des événements imprévus tels que des grèves ou des problèmes de livraison, peuvent rendre impossible l'obtention de certains journaux. Lorsque cela s'avère nécessaire, les données sont alors imputées de la façon suivante:

- a) Si elles sont disponibles, les données provenant du samedi précédent sont utilisées

construct the index.

- b) If a newspaper from a previous Saturday cannot be obtained, the ad count for the missing paper is imputed as follows: the number of ads which have been published for the missing month and the preceding month in the past three years are averaged and are compared to the most current month available. A percentage change is calculated and then applied to the most current month available deriving an ad count for the missing month. For example, if a newspaper is missing for the month of April 1990, we calculate the sum of ads separately for March and April for the years 1987 to 1989. A ratio is calculated between these two months and is then applied to March 1990 to derive the April 1990 estimates.

Easter-weekend and December-holiday adjustments:

The number of help-wanted ads usually declines significantly whenever the survey date falls Easter-weekend and when it is close to the Christmas holidays. On such occasions, to avoid erroneous interpretations, the following adjustments are made: 1) If the survey date falls on Easter-weekend, ad counts from the previous Saturday are used to construct the indices. 2) For the December survey, a Saturday is chosen which falls on or before the tenth day of the month.

Charts:

Chart 1 (see page 237) show the Help-wanted Index for Canada together with the inverse of the unemployment rate and the employment-population ratio. The seasonally-adjusted indices have been "smoothed" to reduce irregular fluctuations.

Newspapers included in the survey:

Atlantic Provinces:

Evening Telegram (St. John's)
The Guardian (Charlottetown)
The Chronical Herald (Halifax)
The Telegraph Journal (Saint John)
The Times Transcript (Moncton)

pour calculer l'indice.

- b) Si les journaux du samedi de la semaine précédente ne peuvent être obtenus, le nombre d'annonces manquant sera imputé en appliquant la méthode suivante: nous calculons une moyenne du nombre d'annonces qui ont été publiées durant les trois dernières années pour le mois manquant et le mois précédent celui-ci. Par la suite nous le comparons au mois le plus récent disponible. La variation en pourcentage est calculée et appliquée au mois le plus récent pour estimer la valeur du mois manquant. Par exemple, nous calculons la somme des annonces pour les mois de mars et avril, pour les années 1987 à 1989. Suite à ce calcul, nous obtenons une variation qui est appliquée aux données de mars 1990 et nous obtenons des estimations pour avril 1990.

Ajustements pour la fin de semaine de Pâques et le congé de Noël:

Le volume d'offres d'emploi diminue considérablement lorsque la date de référence de l'enquête tombe entre le Vendredi Saint et le dimanche de Pâques. Pour éviter une interprétation erronée de l'indice, les ajustements suivants sont faits: 1) si la date de référence tombe durant la fin de semaine de Pâques, les données du samedi précédent seront utilisées afin de construire l'indice. 2) De la même façon, lorsque la date de référence est près de la fête de Noël, les données du samedi publiées au plus tard le dixième jour du mois de décembre sont utilisées.

Graphiques:

Dans le graphique 1 (page 237), l'indice de l'offre d'emploi pour le Canada a été tracé avec le taux de chômage et le rapport emploi-population. Afin de relier le taux de chômage à l'indice, il a été représenté en fonction d'une échelle inversée. Les données désaisonnalisées de l'indice ont été lissées afin de réduire les fluctuations irrégulières.

Liste des journaux visés par l'enquête:

Provinces de l'Atlantique:

Evening Telegram (St. John's)
The Guardian (Charlottetown)
The Chronical Herald (Halifax)
The Telegraph Journal (Saint John)
The Times Transcript (Moncton)

Newspapers included in the survey: (suite)**Quebec:**

Le Soleil (Quebec)
La Tribune (Sherbrooke)
The Gazette (Montreal)
La Presse (Montreal)
Le Droit (Hull)
The Citizen (Hull)

Ontario:

Le Droit (Ottawa)
The Citizen (Ottawa)
The Toronto Star
The Hamilton Spectator
The London Free Press
The Sudbury Star

Prairie Provinces:

Winnipeg Free Press
The Leader Post (Regina)
The Star Phoenix (Saskatoon)
The Edmonton Journal
Calgary Herald Prairie Provinces

British Columbia:

The Vancouver Sun
Times Colonist (Victoria)

Data availability

Each month, indices for Canada, regions, provinces and census metropolitan areas are released on the first or second Wednesday following the reference month in the Statistics Canada Daily, on CANSIM (Matrix 105) and in the Infomat (Catalogue No. 11-002). Customized data request are also available. For more information contact the Labour Division:

Tel: (613) 951-4090
Fax: (613) 951-4087
e-mail: labour@statcan.ca

Liste des journaux visés par l'enquête: (suite)**Québec:**

Le Soleil (Québec)
La Tribune (Sherbrooke)
The Gazette (Montréal)
La Presse (Montréal)
Le Droit (Hull)
The Citizen (Hull)

Ontario:

Le Droit (Ottawa)
The Citizen (Ottawa)
The Toronto Star
The Hamilton Spectator
The London Free Press
The Sudbury Star

Provinces des Prairies:

Winnipeg Free Press
The Leader Post (Régina)
The Star Phoenix (Saskatoon)
The Edmonton Journal
Calgary Herald

Colombie-Britannique:

The Vancouver Sun
Times Colonist (Victoria)

Disponibilité de données

Chaque mois, les indices pour le Canada, les régions, les provinces et les régions métropolitaines paraissent le premier ou le deuxième mercredi suivant le mois de référence dans le Quotidien de Statistique Canada, CANSIM (Matrice 105) et l'Infomat (Catalogue 11-002). Des totalisations spéciales sont aussi disponibles. Pour plus d'information, veuillez contacter la Division du travail:

Tel: (613) 951-4090
Télécopieur: (613) 951-4087
e-mail: labour@statcan.ca

Appendix 1

A Note on Index Numbers

Index numbers are statistical measures which show how something has changed over time. Perhaps best known is the Consumer Price Index which informs the reader about changes in consumer purchasing power or inflation. An index compares a base period value with a current value, and relates the two measures to each other in the form of a ratio or percentage change.

Help-wanted advertisements can be used to measure changes in the demand for workers over time, thus an index can be constructed based on counts of help-wanted ads published in twenty metropolitan centres. The base period selected for the index is the year 1996, and the **base value**, set equal to 100 by convention, is a 12-month average of the number of ads published in 1996. Each month, this value is compared with a current count of ads. For example, if the **base value** equalled 1,406 and the count of ads for the **current month** was 1,780, then the index would be:

$$\frac{1,780}{1,406} * 100 = 127$$

This value is interpreted as follows: for the newspapers surveyed, compared with the base period 1996, the index increased 27 points, or the number of help-wanted ads rose by 27%.

Each Help-wanted Index measures changes over time specific to one region. For example, in December 1996, the seasonally adjusted Help-wanted Index stood at 105 in the Atlantic provinces and 100 in Quebec. This means, compared with the 1996 base period, the number of help-wanted ads increased 5% in the Atlantic provinces and has unchanged in Quebec. Since the indices do not tell the reader how many ads were published, a direct comparison of the index between areas is impossible.

Annexe 1

Note sur les nombres indices

Les nombres indices sont des mesures statistiques qui permettent d'évaluer les variations dans le temps. L'indice le plus connu est peut-être l'indice des prix à la consommation qui informe le lecteur des variations du pouvoir d'achat des consommateurs ou de l'inflation. Un indice compare la valeur d'une période de référence à une valeur courante et relie les deux mesures par un ratio ou une variation en pourcentage.

Les offres d'emploi peuvent être utilisées pour mesurer, dans le temps, les changements de la demande de travailleurs. C'est ainsi que l'on procède pour élaborer l'indice qui est basé sur le nombre d'annonces d'offres d'emploi publiées dans 20 régions métropolitaines. La période de référence retenue pour l'indice est 1996 et la **valeur de base**, posée comme égale à 100 par convention, est une moyenne sur 12 mois du nombre d'annonces placées en 1996. Chaque mois, on compare cette valeur à un nombre courant d'annonces. Ainsi, si la **valeur de base** est égale à 1,406 et si le nombre d'annonces placées au cours du **mois courant** est de 1,780, l'indice sera de:

$$\frac{1,780}{1,406} * 100 = 127$$

L'interprétation est la suivante: pour les journaux enquêtés, par rapport à la période de base 1996, l'indice s'est accru de 27 points, c'est-à-dire que le nombre d'annonces d'offres d'emploi s'est accru de 27%.

Chaque indice de l'offre d'emploi mesure, dans le temps, les variations propres à une région. En décembre 1996, par exemple, l'indice désaisonnalisé s'établissait à 105 dans les provinces de l'Atlantique et à 100 au Québec. Autrement dit, par rapport à la période de base de 1996, le nombre d'annonces d'offres d'emploi publiées a augmenté de 5% dans les provinces de l'Atlantique et n'a pas changé au Québec. Comme les indices ne permettent pas de savoir combien d'annonces ont été publiées dans chacune des régions, il est impossible pour le lecteur de procéder à une comparaison directe de l'indice entre régions.

Appendix 2

Annexe 2

Weights Used in the Construction of the Help-Wanted Index

Poids utilisés pour construire l'indice de l'offre d'emploi

		Population (1996)	Weights / Poids (1996)
001	St. John's - (Nfld) - (T.-N.)	174,051	.2168
105	Charlottetown.	57,224	.0713
205	Halifax.	332,518	.4141
305	Saint John - (N.-B.)	125,705	.1565
310	Moncton - (N.-B.)	113,491	.1413
Atlantic Provinces - Provinces de l'Atlantique		804,989	.0492
421	Quebec City - Québec.	671,889	.1560
433	Sherbrooke.	147,384	.0336
462	Montréal	3,326,510	.7556
505	Hull.	247,072	.0548
Quebec		4,392,855	.2694
505	Ottawa.	763,426	.1212
535	Toronto.	4,263,757	.6799
537	Hamilton.	624,360	.1047
555	London.	398,616	.0666
580	Sudbury.	160,488	.0275
Ontario		6,210,647	.3801
602	Winnipeg.	667,209	.2464
705	Regina.	193,652	.0724
725	Saskatoon.	219,056	.0793
825	Calgary.	821,628	.2848
835	Edmonton.	862,597	.3172
Prairie Provinces - Provinces des Prairies		2,764,142	.1695
933	Vancouver	1,831,665	.8477
935	Victoria.	304,287	.1523
British Columbia - Colombie-Britannique		2,135,952	.1310

(1) **Source:** 1996 Census. The regional population figures are the sum of the populations residing in the metropolitan areas surveyed.

(1) **Source:** Recensement de 1996. Les chiffres de la population pour les régions du Canada proviennent de la somme des populations des régions métropolitaines faisant partie de l'enquête.