

STATCAN COVID-19: DATA TO INSIGHTS FOR A BETTER CANADA



**COVID-19 Impact Analysis and 2020 Outlook: Couriers
and Messengers Services Price Index**

Release date: June 30, 2020

How to obtain more information

For information about this product or the wide range of services and data available from Statistics Canada, visit our website, www.statcan.gc.ca.

You can also contact us by

Email at STATCAN.infostats-infostats.STATCAN@canada.ca

Telephone, from Monday to Friday, 8:30 a.m. to 4:30 p.m., at the following numbers:

- | | |
|---|----------------|
| • Statistical Information Service | 1-800-263-1136 |
| • National telecommunications device for the hearing impaired | 1-800-363-7629 |
| • Fax line | 1-514-283-9350 |

Depository Services Program

- | | |
|------------------|----------------|
| • Inquiries line | 1-800-635-7943 |
| • Fax line | 1-800-565-7757 |

Standards of service to the public

Statistics Canada is committed to serving its clients in a prompt, reliable and courteous manner. To this end, Statistics Canada has developed standards of service that its employees observe. To obtain a copy of these service standards, please contact Statistics Canada toll-free at 1-800-263-1136. The service standards are also published on www.statcan.gc.ca under “Contact us” > “[Standards of service to the public](#)”.

Note of appreciation

Canada owes the success of its statistical system to a long-standing partnership between Statistics Canada, the citizens of Canada, its businesses, governments and other institutions. Accurate and timely statistical information could not be produced without their continued co-operation and goodwill.


Published by authority of the Minister responsible for Statistics Canada

© Her Majesty the Queen in Right of Canada as represented by the Minister of Industry, 2020

All rights reserved. Use of this publication is governed by the Statistics Canada [Open Licence Agreement](#).

An [HTML version](#) is also available.

Cette publication est aussi disponible en français.



COVID-19 Impact Analysis and 2020 Outlook – Couriers and Messengers Services Price Index

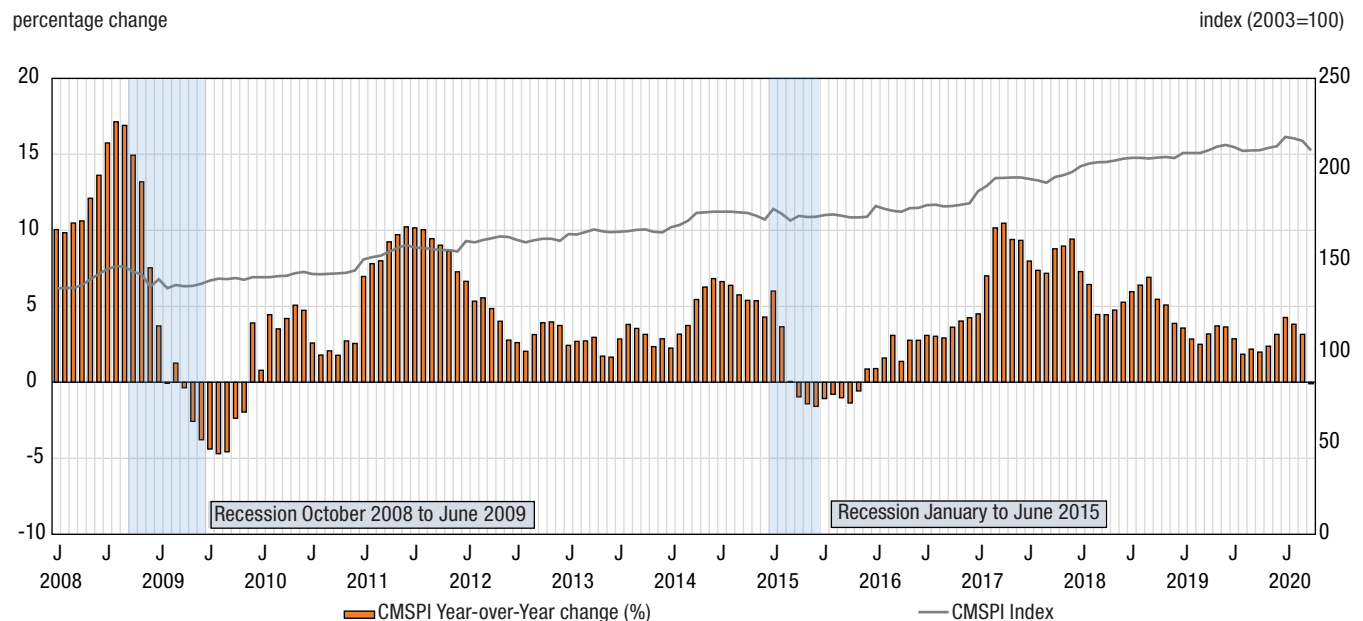
Highlights

- CMSPI’s movements are cyclical and significantly impacted by fuel prices.
- In 2020 the CMSPI is expected to decrease until mid-year followed by modest increases towards the year-end.


The Couriers and Messengers Services Price Index (CMSPI) measures the price movements of services provided by Couriers and Messengers for long and short distance deliveries to Canadian-based business.

CMSPI’s movements are cyclical but show a lag to economic upturns and downturns, as fuel price changes significantly impact the price movements. Fuel prices are the main drivers behind these movements.

Chart 1
Couriers and Messengers Services Price Index (CMSPI)

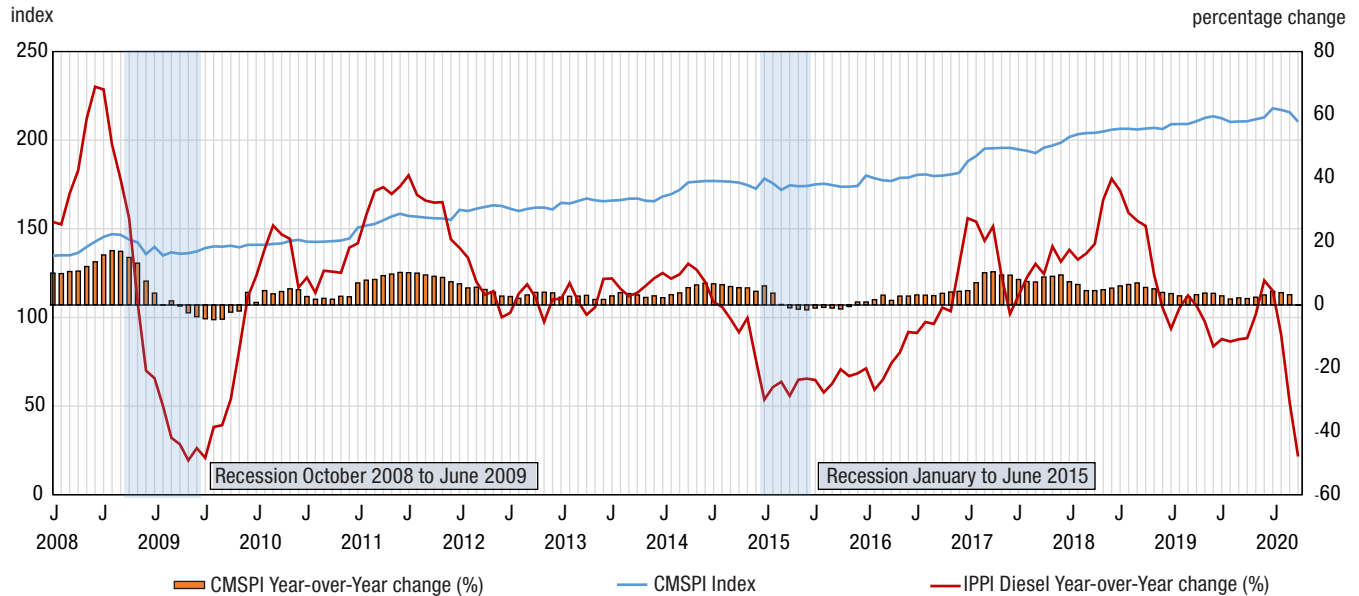


Source: Statistics Canada, Table 18-10-0072-01, Couriers and Messengers Services Price Index, monthly.



In 2020, the Postal services and Couriers and Messengers real GDP is projected to expand due to the increase in demand for home deliveries during the COVID-19 outbreak (e.g. +10% to +25% growth in B.C. according to the Business Council of British Columbia, March 27, 2020 estimates).

Chart 2
CMSPI Index (L) and YY% (R) vs IPPI Diesel YY% (R)



Note: Data may be revised during future releases.

Source: Statistics Canada, Tables 18-10-0072-01, Couriers and Messengers Services Price Index, monthly and 18-10-0030-01, Industrial product price index, by product, monthly.

However, the CMSPI may follow a different trend than the industry output. With no expected annual increases in base prices for 2020, as couriers and messengers typically increase the base prices in January and February, fuel prices are expected to drive the CMSPI movement in 2020.

From May onwards, the index is expected to decrease year-over-year (-0.9% to -3.7%). Month-over-month, the index is expected to decrease until August and increase (+0.7% to +1.8%) up to December.


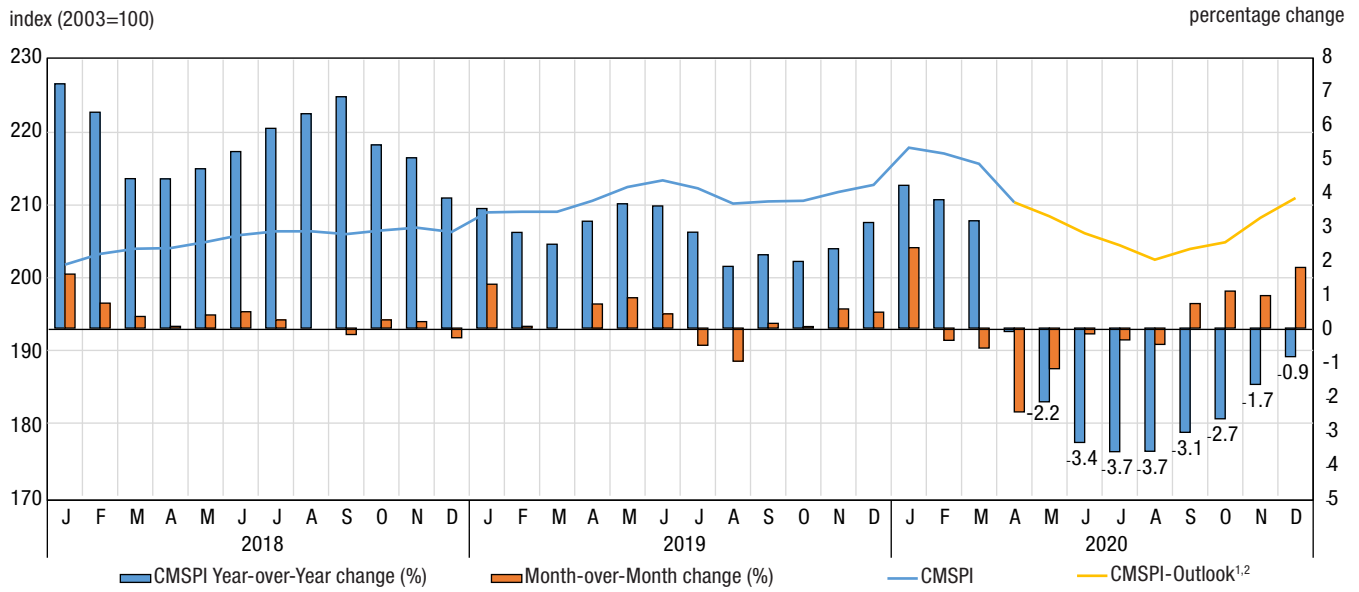


Chart 3
Couriers and Messengers Services Price Index (CMSPI): Outlook based on Fuel Surcharges



1. The CMSPI projection for 2020 is done using diesel prices outlook for 2020 as benchmark for fuel surcharge rates, adjusted with subject matter knowledge and current COVID-19 impact.
 2. CMSPI projection starts May 2020.
Source: Statistics Canada, Table 18-10-0072-01, Couriers and Messengers Services Price Index, monthly.