




ACHIEVE GENDER EQUALITY AND EMPOWER ALL WOMEN AND GIRLS



Almost **4 in every 100** women were sexually assaulted

[Self-reported in the past 12 months, 2018]

3X higher than the proportion of men

DISTRIBUTION OF HOUSEHOLD TASKS

Women completed majority of household tasks during the COVID-19 Pandemic in 2020



Laundry
56% Women
16% Men



Meal preparation
48% Women
16% Men



Groceries
37% Women
30% Men

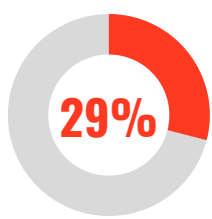


Household finances
30% Women
40% Men

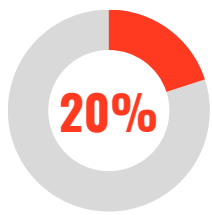
Note: Numbers do not add up to 100% due to households that report sharing the task equally

In 2018,

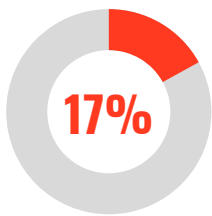
12% of women aged 15+ reported experiencing **intimate partner violence**¹ in the past 12 months



Young women aged 15-24



LGBTQ2+² women




Indigenous women

WOMEN IN MANAGEMENT POSITIONS, 2021



69%

Senior management




51%

Specialized middle management

Women remain **underrepresented** in senior management roles

More than **4 in 10**

ever-partnered³ women aged 15-19 in 2018 reported experiencing **intimate partner violence** in the last 12 months



4X higher than the proportion of women aged 25+

³ The term "ever-partnered" refers to those who indicated they had been in an intimate partner relationship at some point since age 15

COMMUNITY SPOTLIGHT

Women's Shelters Canada

Women's Shelters Canada provides **leadership, collaboration and a unified voice** for shelters that support women and children fleeing violence across Canada.

In 2020 during the COVID-19 Pandemic,



65% of shelters reported decreases in admittance during the lockdown due to **fears of COVID-19**



71% of shelters **reduced capacity** due to public health measures while seeing an **increase in severity of violence**



When measures eased, **54%** of shelters reported **increases in admittance**

¹ Intimate partner violence (IPV) is a form of gender-based violence, and encompasses a broad range of behaviours including emotional, psychological, financial, physical and sexual abuse committed by a current or former legally married spouse, common-law partner, or dating partner.

² LGBTQ2+ is a category that includes people whose reported sexual orientation is lesbian, gay, bisexual, or another sexual orientation that is not heterosexual. It also includes persons whose reported sex at birth does not correspond to their gender, including those whose gender is not exclusively male or female (regardless of sexual orientation).

Source(s): Statistics Canada, Survey of Safety in Public and Private Spaces, 2018. Statistics Canada, Labour Force Survey, 2021. Statistics Canada, Canadian Perspectives Survey Series, 2020. Women's Shelters Canada, Shelter Voices Report, 2020.

ISBN: 978-0-660-45096-4

© His Majesty the King in Right of Canada as represented by the Minister of Industry, 2022