

Yukon: Beautiful, Complex, and Changing

Talking Stats: A discussion series with
Statistics Canada

Anil Arora, Chief Statistician of Canada

Whitehorse, Yukon
October 2, 2018



100

STATISTICS CANADA

ONE HUNDRED YEARS AND COUNTING

Catalogue no. 11-631-X ISBN 978-0-660-27858-2



Statistics
Canada

Statistique
Canada

Canada

Outline



100

Who we are

Mandate and Objectives

1

Local perspectives

**What do we know about Yukon's demographic,
social and economic characteristics?**

2

The way forward

**Partnership opportunities
Modernization**

3

2



Statistics
Canada

Statistique
Canada

www.statcan.gc.ca

Canada

Who we are

1

100

Statistics Canada's objectives:

- 1) To provide statistical information and analysis about Canada's economy and society
- 2) To promote sound statistical standards and practices



3



Statistics
Canada Statistique
Canada

www.statcan.gc.ca

Canada

Alternatives
to survey
collection

Partnerships
with external
organizations

Outreach
programs

Better data for the North

Data collection
Research & analysis
Data development
Dissemination



Local perspectives

2

100

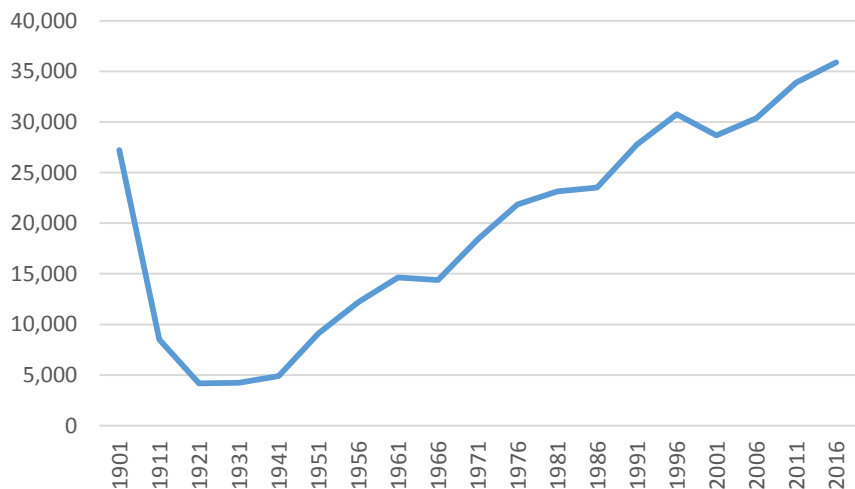
The high quality of the results would not have been possible without the participation of the people of Yukon in the Census, including First Nations people, Métis and Inuit.



A historical perspective of Yukon

- Created as an independent territory in 1898, during the **Klondike Gold Rush** of 1896-1899
- During the Gold Rush, an estimated **100,000** tried to **reach Yukon**, of which 30,000 to 40,000 eventually did
- Rapid population decline in the early 20th century, followed by constant growth after the 1930s

Population of Yukon, 1901 to 2016



Gold prospectors at Chilkoot Pass, 1898

6

Source: Statistics Canada, historical census data, 1901 to 2016.



Statistics
Canada

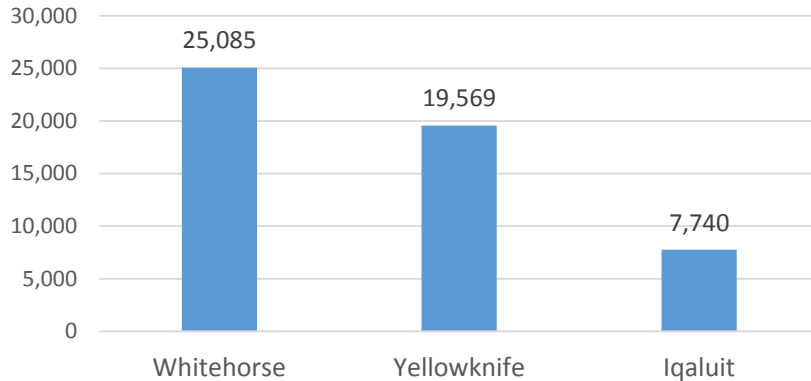
Statistique
Canada

www.statcan.gc.ca

Canada

Whitehorse is the largest city in the territories

Population of the 3 capital cities of the territories, 2016



of the increase in the Yukon population between 2006 and 2016 was concentrated in Whitehorse



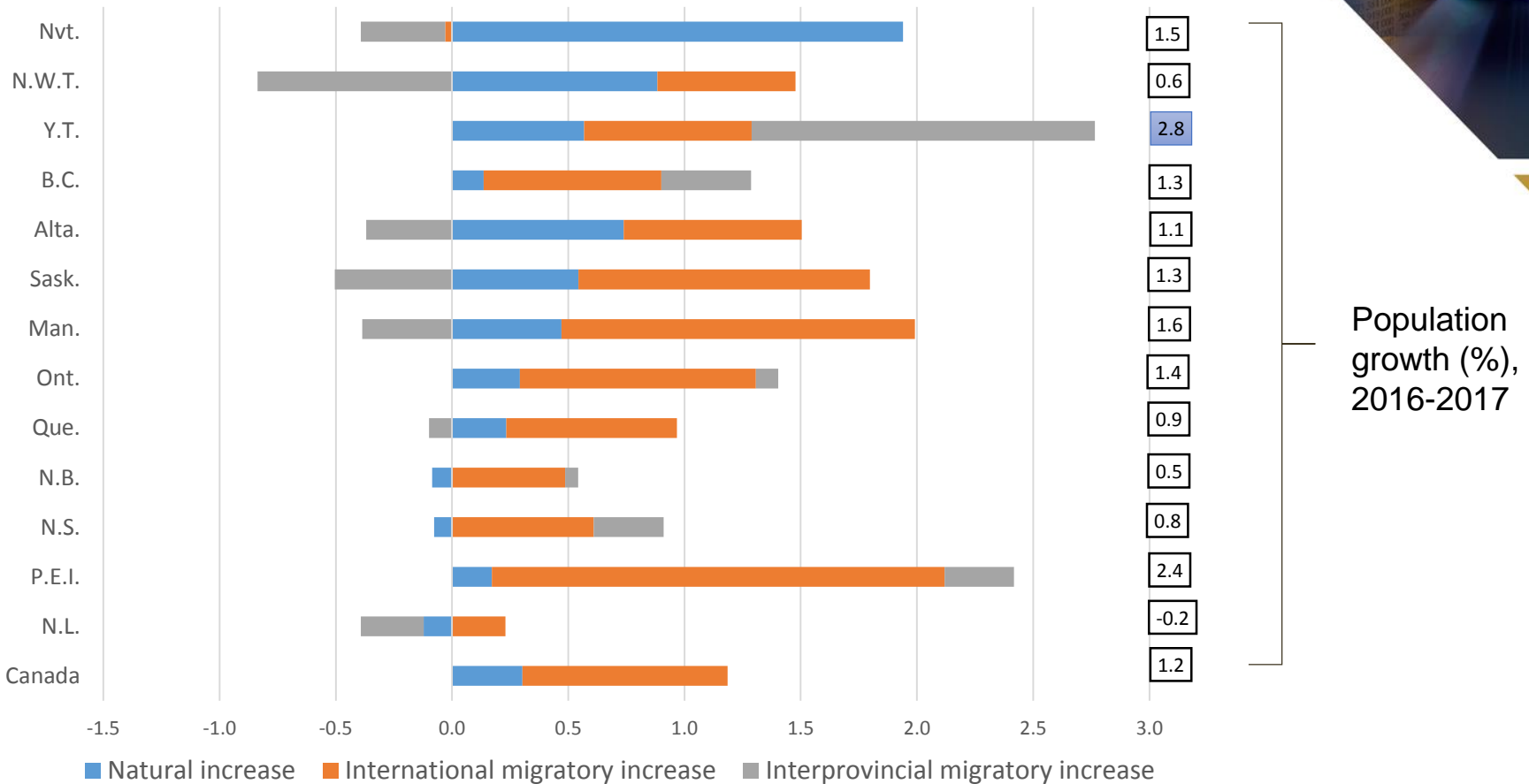
Whitehorse, Yukon, Canada

- Population is stagnant or declining in other population centres in Yukon
 - **Dawson City** (pop. 1375 in 2016, +4% since 2006)
 - **Watson Lake** (pop. 790 in 2016, -7% since 2006)

Source: Statistics Canada, Census of Population, 2016.

Interprovincial migration is the main source of recent population growth in Yukon

Sources of population growth, provinces and territories, 2016-2017

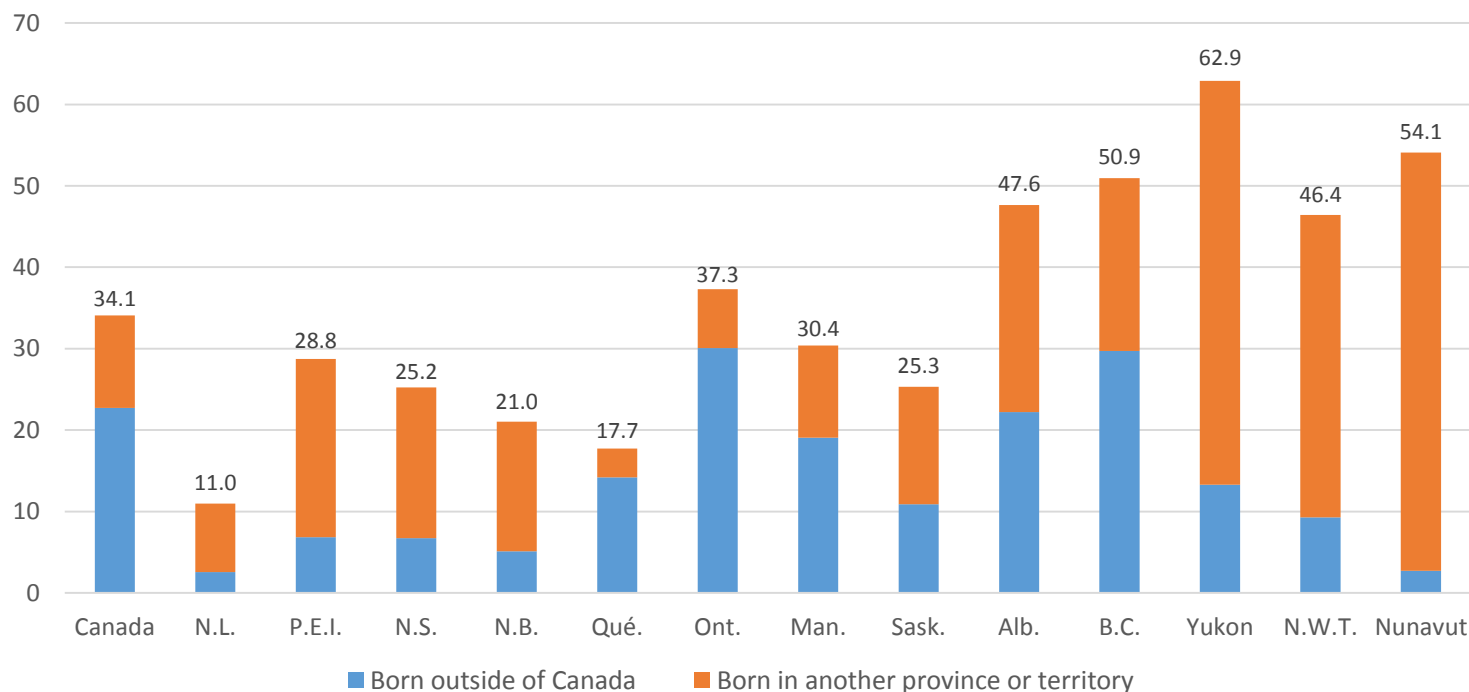


Source: Statistics Canada, Demography Division.

Yukon has the highest share of people who were born outside the territory or outside the country



Percent of population born in another province or territory or born outside of Canada, 2016

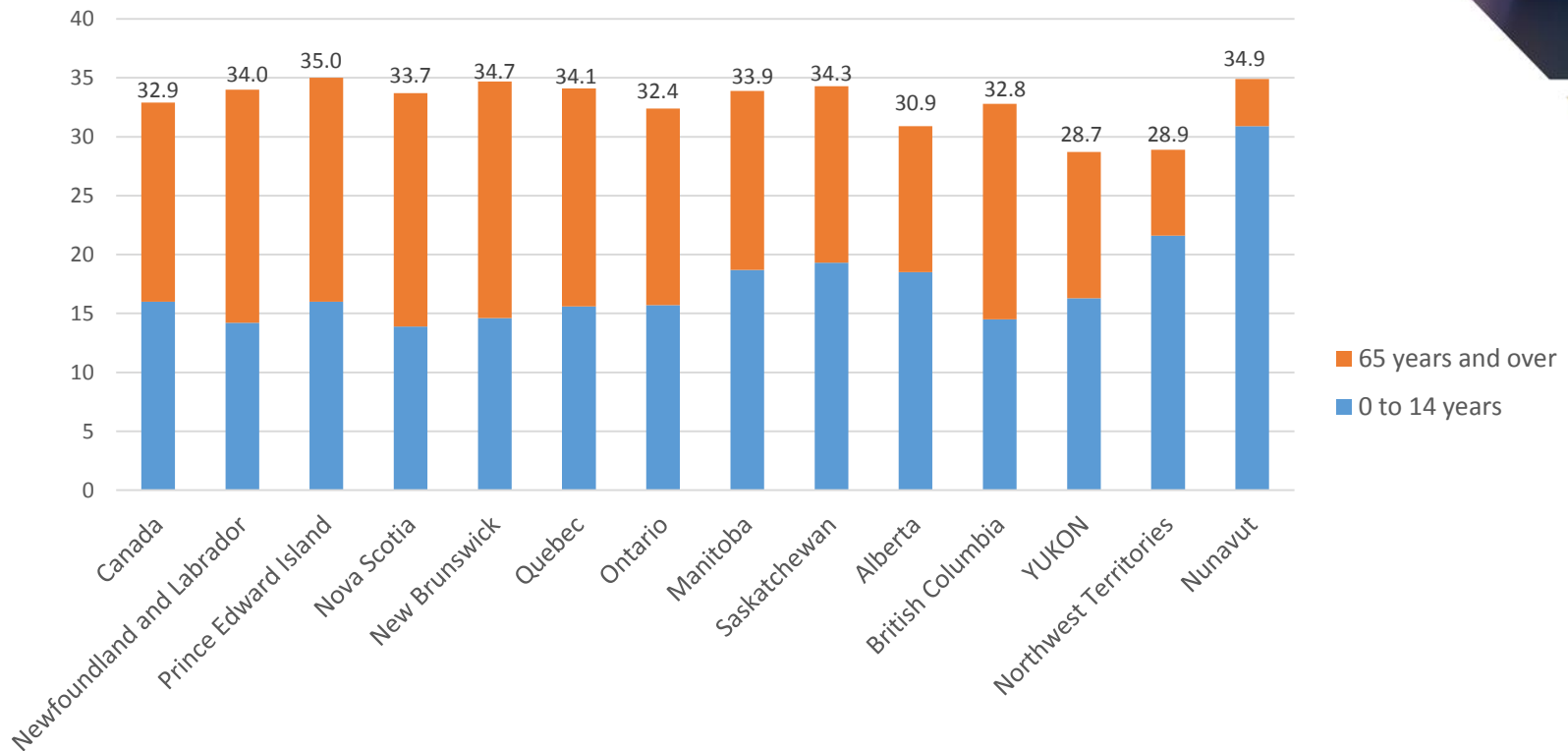


Source: Statistics Canada, Census of Population, 2016. Note: Non-permanent residents are excluded from the calculations.

With 16% of children and 12% of seniors, Yukon has the lowest demographic dependency ratio in Canada



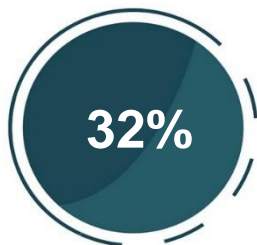
Percentage of population made up of children and seniors, 2017



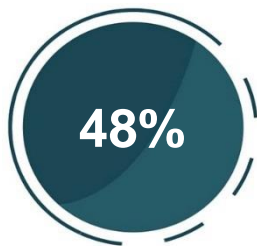
Source: Statistics Canada, Population estimates program, 2017.

Yukon has a large number of one-person households

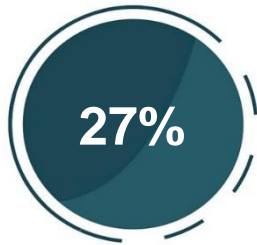
100



Percentage of one-person households in Yukon – 2nd largest percentage in Canada after Quebec (33%)



Percentage of couples in Yukon who have children – lower than in other territories, Western provinces, Ontario and Québec



Percentage of couples with children who are in common-law unions



Source: Statistics Canada, Census of Population, 2016.

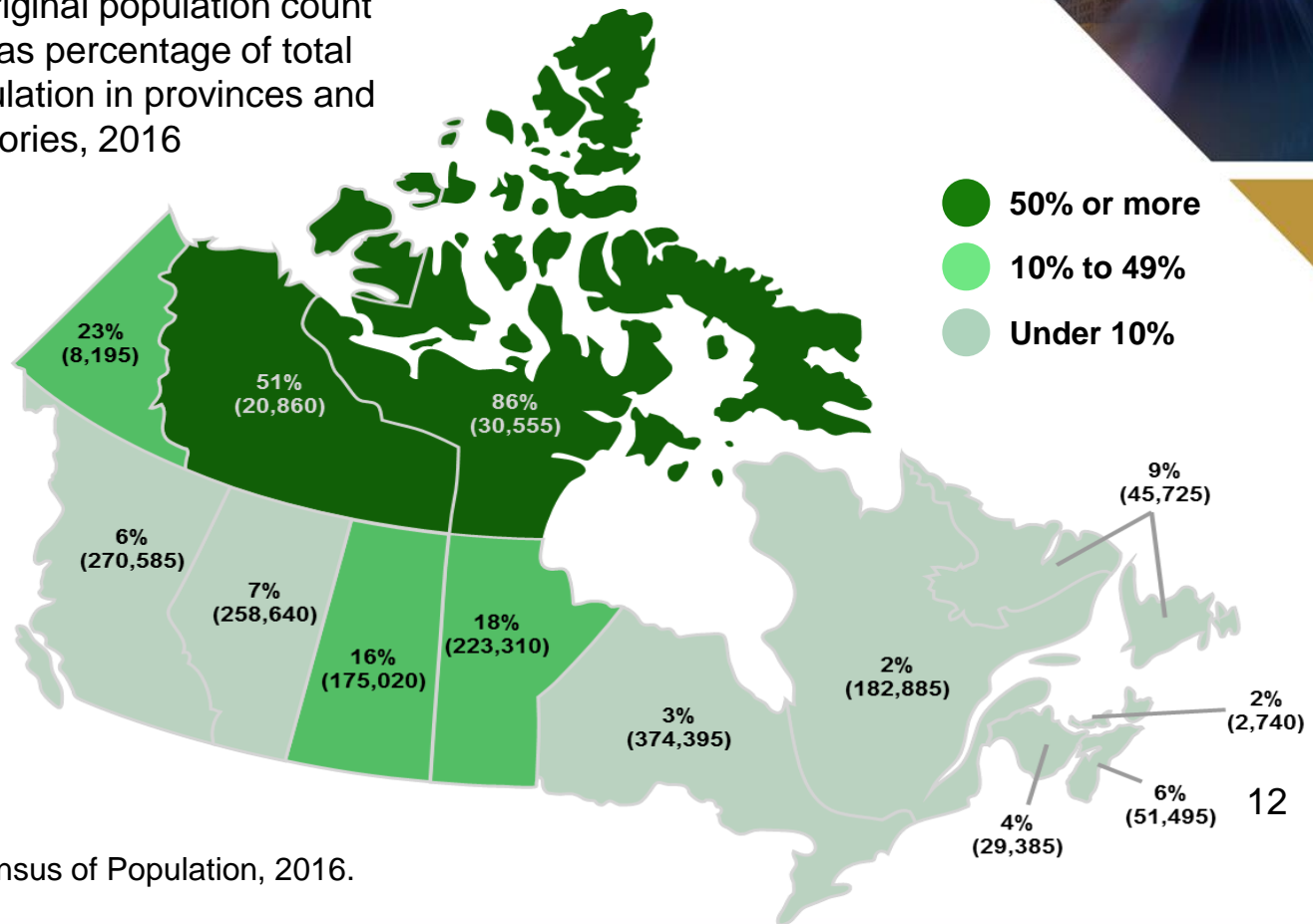
A focus on Indigenous peoples: 23% of the population in Yukon reported an Aboriginal identity



Aboriginal population count and as percentage of total population in provinces and territories, 2016

The Aboriginal population in Yukon in 2016 was 8,195.

- **6,690 First Nations**
- **1,015 Métis**
- **225 Inuit**

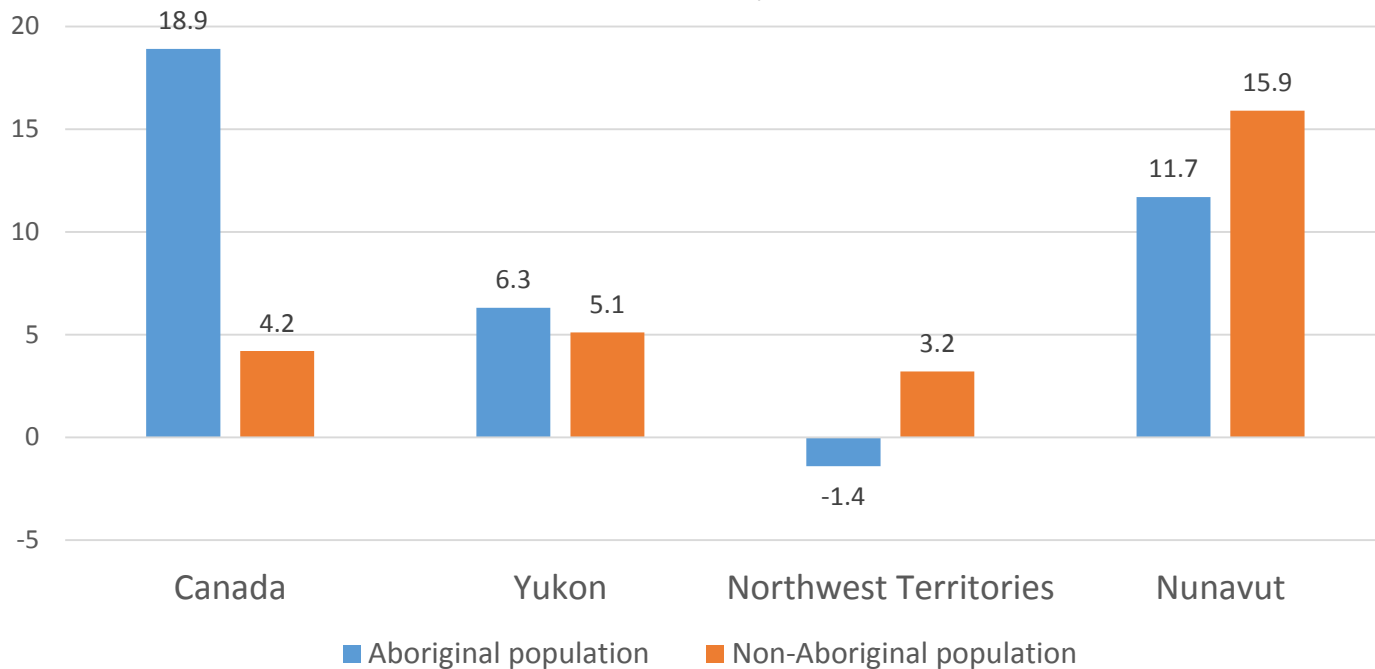


Source: Statistics Canada, Census of Population, 2016.

The number of people who reported an Aboriginal identity increased by more than 6% in Yukon



Population growth (%), Aboriginal and non-Aboriginal population, Canada and the territories, 2011 to 2016

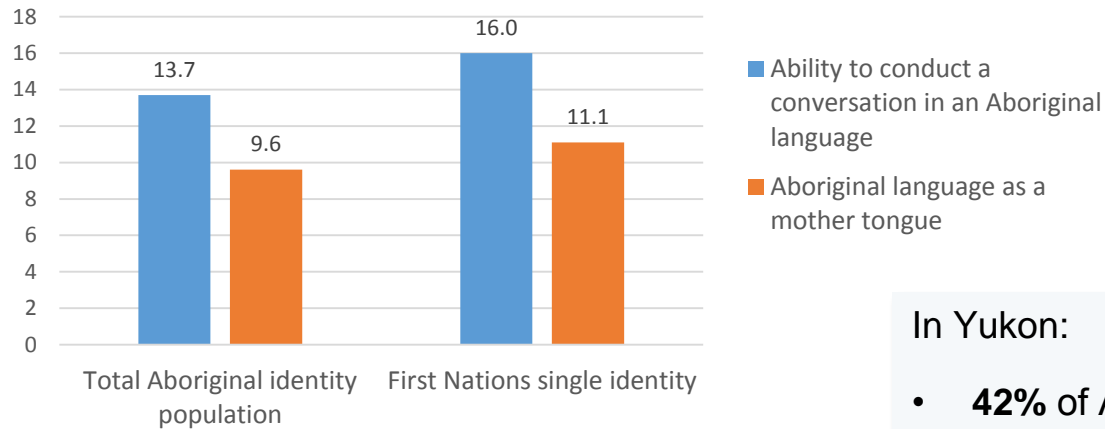


Source: Statistics Canada, Census of Population, 2016.

Yukon benefits from the richness of Indigenous languages and culture



Ability to converse in an Aboriginal language and
Aboriginal language as a mother tongue, 2016



725

Number of people in Yukon who are using an Aboriginal language at home

In Yukon:

- **42%** of Aboriginal youth aged 15 to 24...
- and **55%** of Aboriginal people aged 25 to 54...

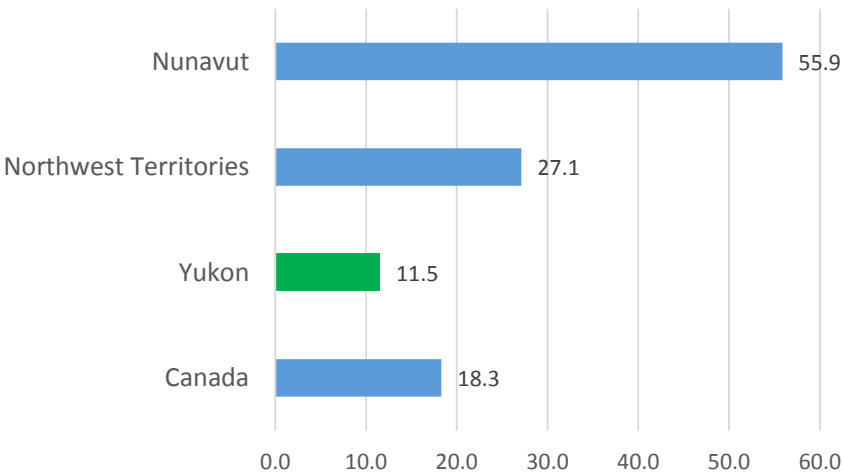
were participating in some form of traditional activity such as hunting, fishing, trapping.

Source: Statistics Canada, Aboriginal Peoples Survey, 2012; Census of Population, 2016.

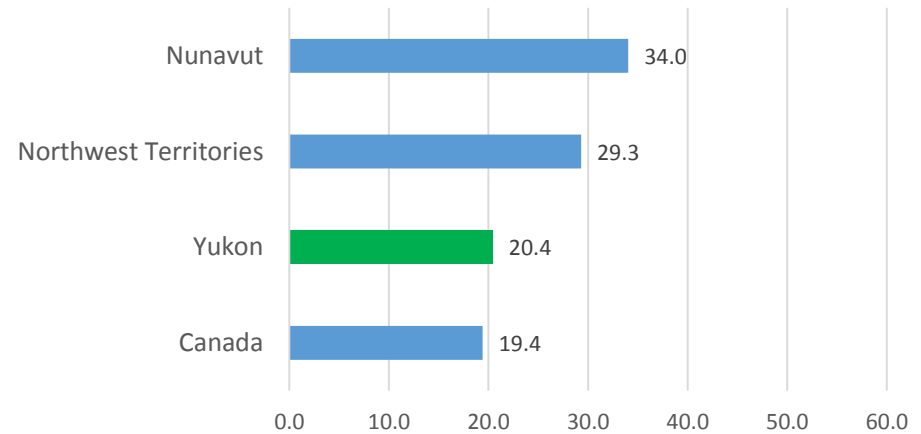
Indigenous people are more likely to face housing challenges, but indicators in Yukon are better than in other territories

100

% Aboriginal people living in unsuitable housing



% Aboriginal people living in dwelling requiring major repairs

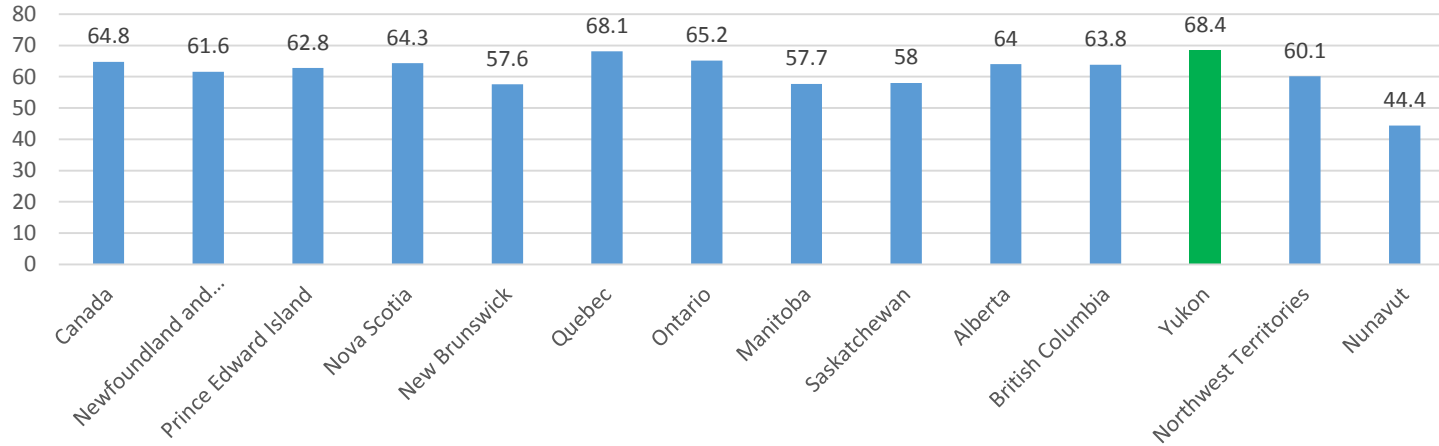


Source: Statistics Canada, Census of Population, 2016.

Yukon has a well-educated workforce, but many obtained their credentials elsewhere



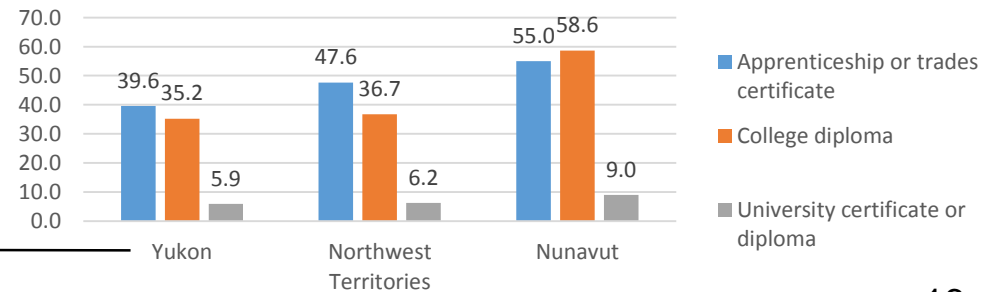
Proportion of adult population aged 25 to 64 who have postsecondary qualifications, 2016



In Yukon, among those with a **trades certificate**, many obtained their certificate in **British Columbia** and in **Alberta**;

Among those with a **university degree**, most obtained their degree in **Ontario** and **British Columbia**

Proportion of adults aged 25 to 64 who obtained their highest postsecondary qualification in their territory of residence, 2016

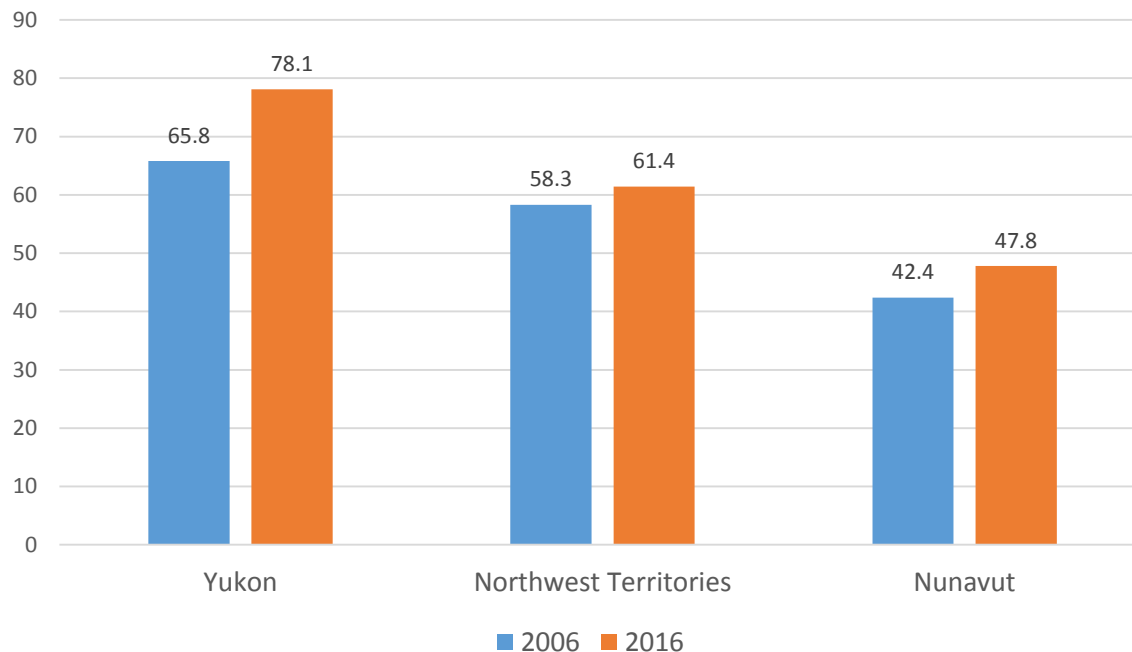


Source: Statistics Canada, Census of Population, 2016.

Yukon recorded strong gains in educational attainment, particularly among Indigenous people



Percent of Aboriginal population aged 25 to 54 with at least a high school diploma, 2006 and 2016



“Yukon has the most developed infrastructure among the territories [...] Educational institutions, such as Yukon College, also have a physical presence in most Yukon communities and can take advantage of Yukon’s developed infrastructure to deliver services beyond the capital of Whitehorse.”


Conference Board of Canada

Source: Statistics Canada, Census of Population, 2006 and 2016; Conference Board of Canada, 2014.

Knowledge of French as a second language is a key feature of the Yukon educational system




15%*
765 STUDENTS
 are enrolled in **FRENCH IMMERSION** (2017–2018)



*of eligible enrolment

32%*
1,689 STUDENTS
 are enrolled in **CORE FRENCH** (2017–2018)

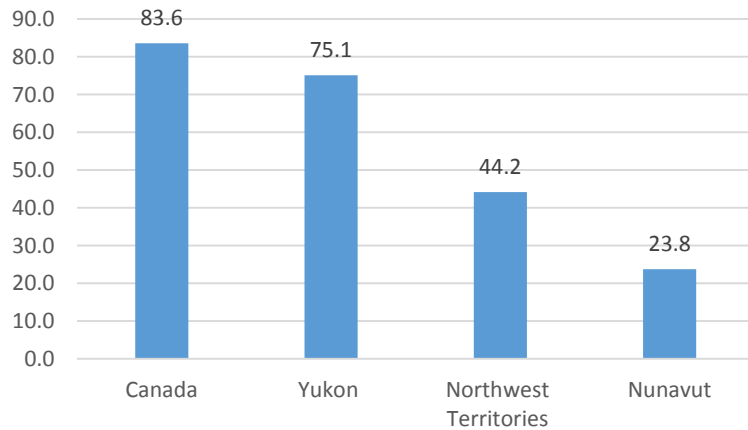


Source: Statistics Canada, Census of Population, 2016; Office of the Official Language Commissioner, 2017.

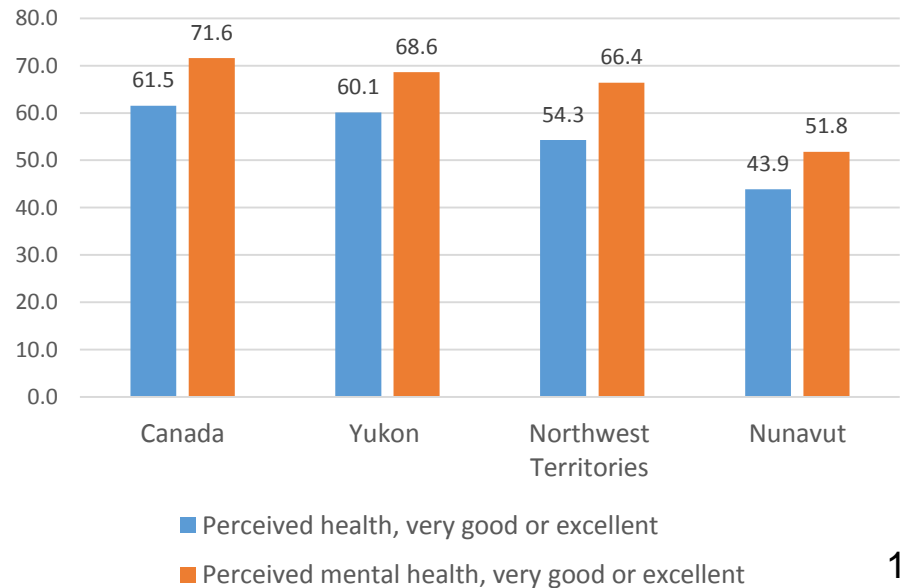
Three-quarters of Yukon residents have a regular health care provider – and majority consider themselves in good health



Proportion of population, 12 years of age and over, who has a regular health care provider, 2015/2016



Self-perceived health, 12 years of age and above, 2015/2016

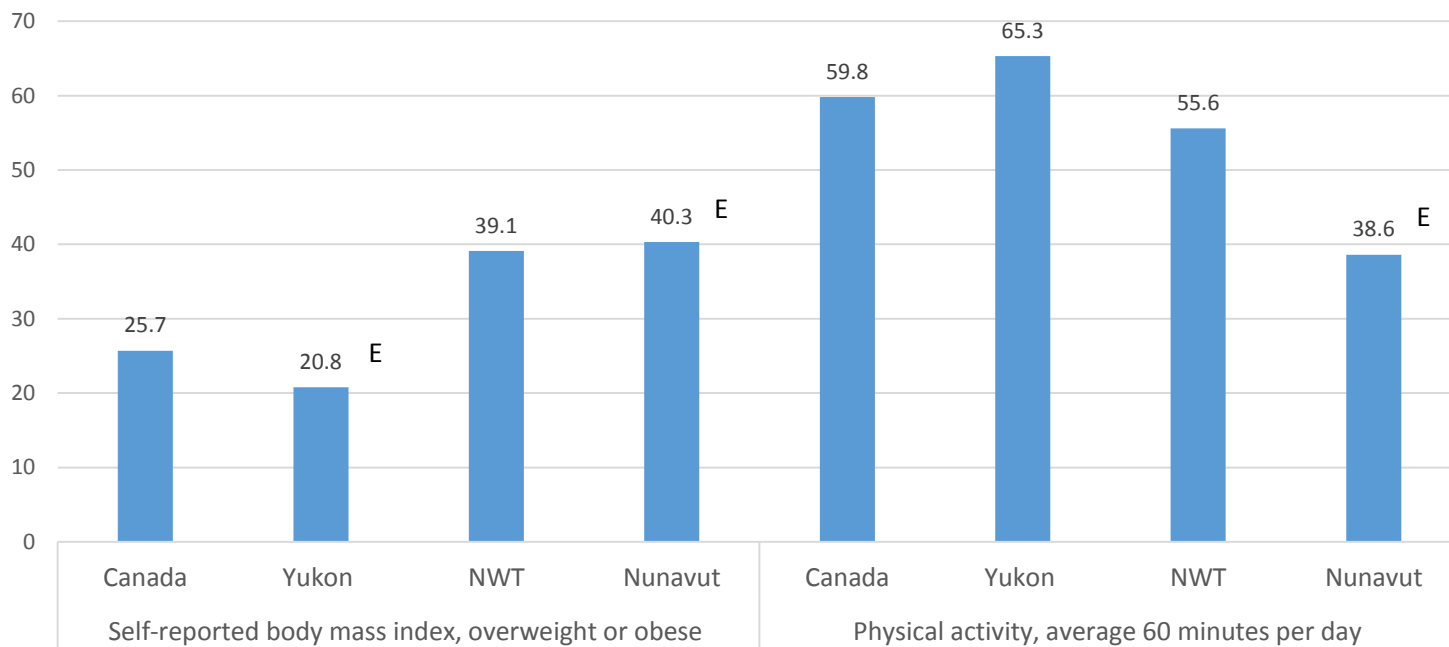


Source: Statistics Canada, Canadian Community Health Survey, 2015/16.

Youth are healthier and do more physical activity than in the rest of Canada



Body mass index and physical activity, 12 to 17 years old, 2015/2016



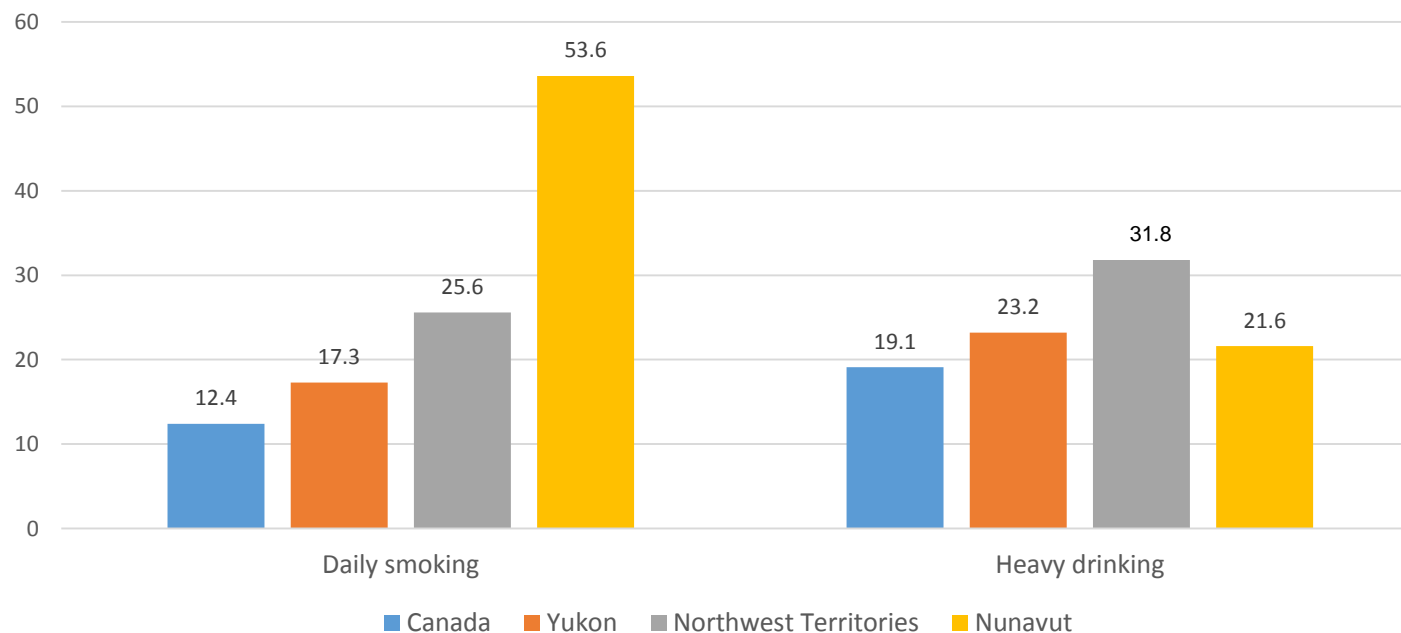
Source: Statistics Canada, Canadian Community Health Survey, 2015/16.

^E Use with Caution

Rates of daily smoking and heavy drinking were similar to the Canadian average



Selected health behaviours of population aged 12 and over, 2015/2016 (%)

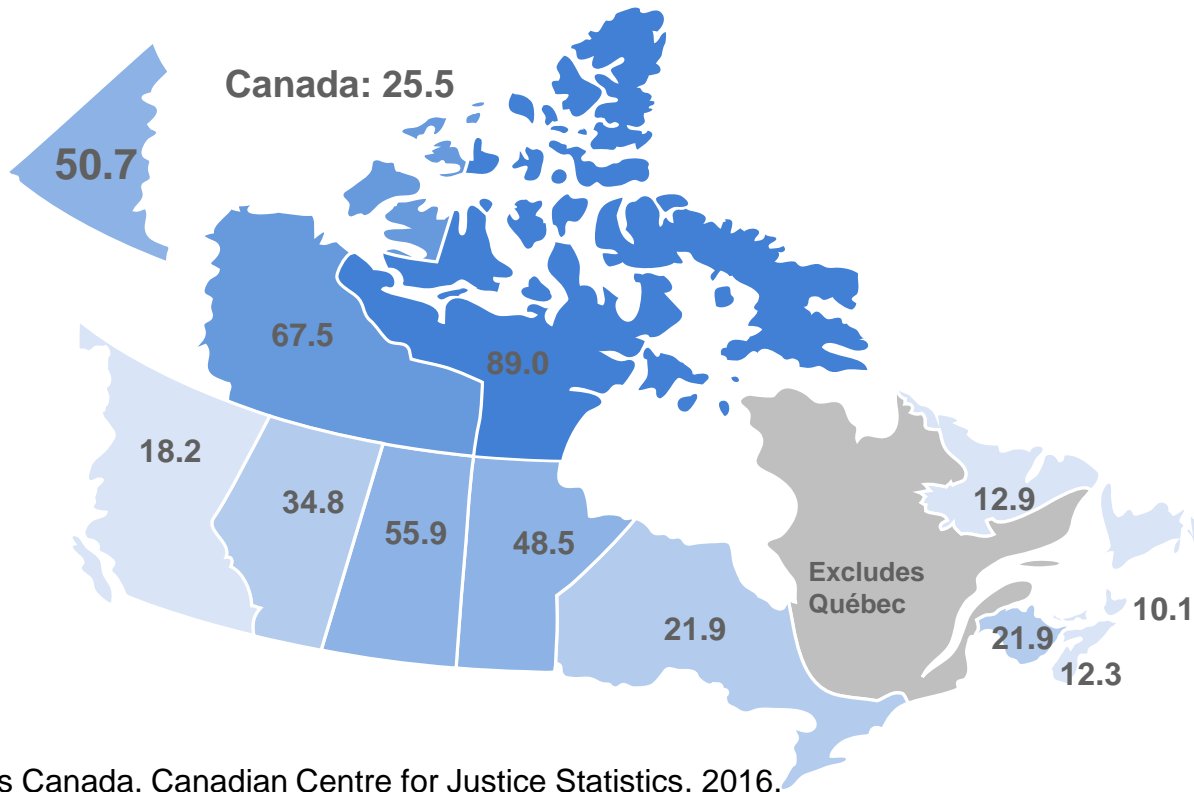


Source: Statistics Canada, Canadian Community Health Survey, 2015/16.

Yukon has a higher rate of firearm-related violence than Canada as a whole, but lower than in the other two territories

100

Rates of firearm-related violent crime per 100,000 population, 2016

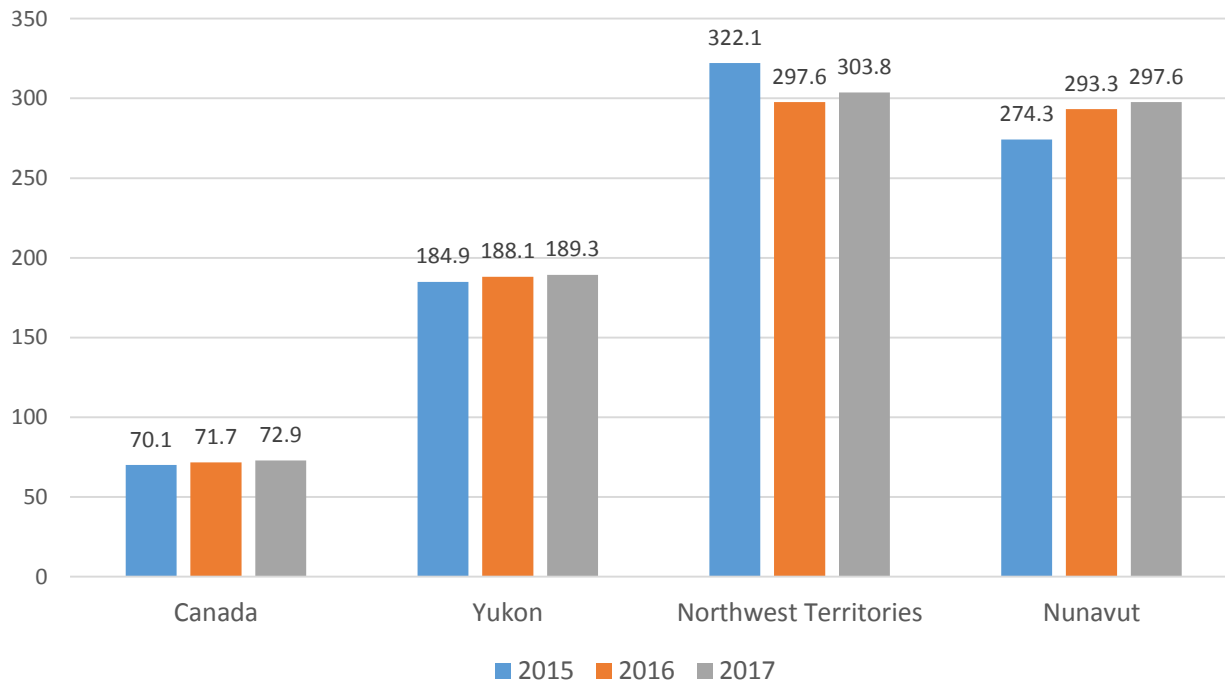


Source: Statistics Canada, Canadian Centre for Justice Statistics, 2016.

In recent years, crime severity has remained stable in Yukon



Crime severity index, 2015 to 2017



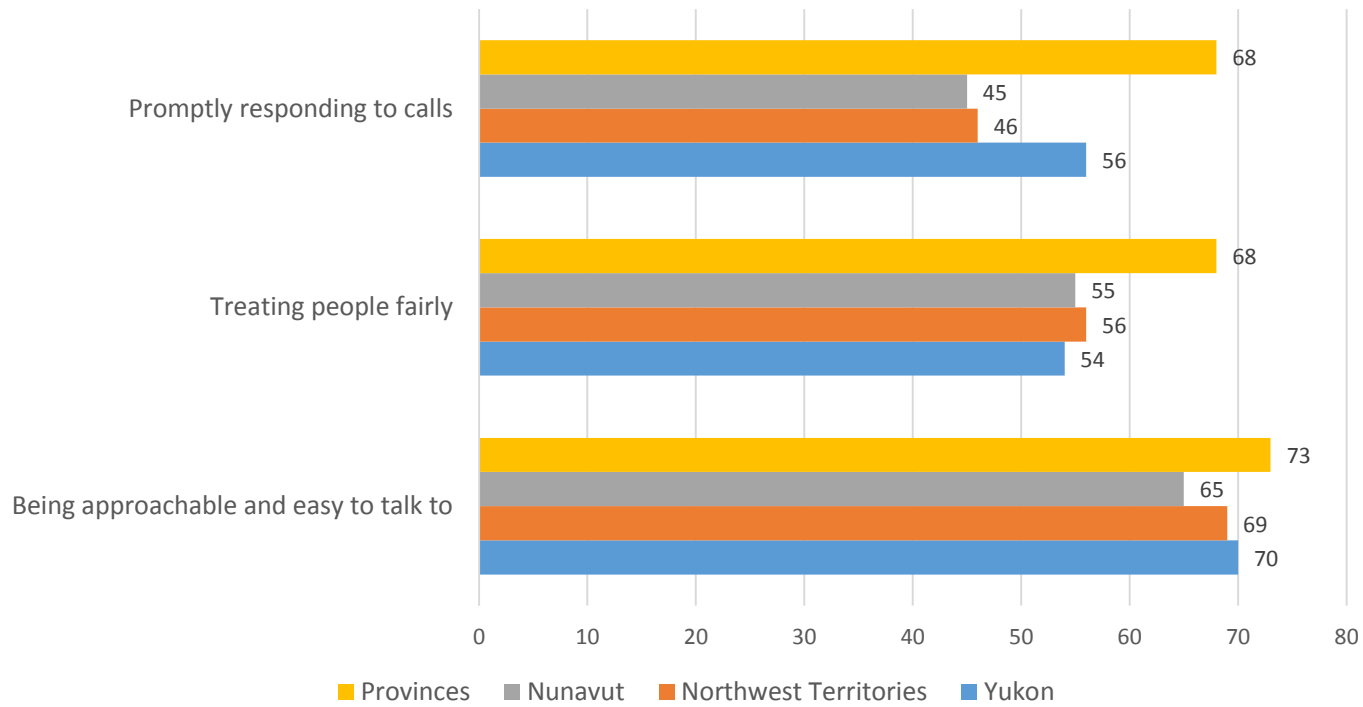
- As in other territories, The most frequent non-violent offences in Yukon were **mischief** and **disturbing the peace**.
- In 2016, there were **1327 victims** of police-reported violent crime in Yukon
- **Eight of ten** were victims of **assault** (higher than the Canadian average)

Source: Statistics Canada, Uniform Crime Reporting Survey, 2015, 2016, 2017.



Perception of police performance is lower in the territories, except for “being approachable and easy to talk to”

Perception of police performance in the territories, 2014



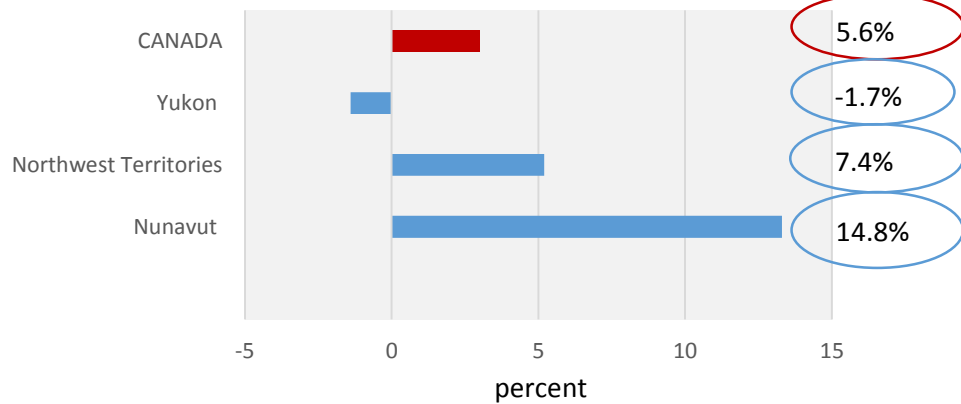
Source: Statistics Canada, General Social Survey on Victimization, 2014.

After a few years of weak GDP growth, strong growth expected for 2018



Cumulative growth, 2014 to 2017

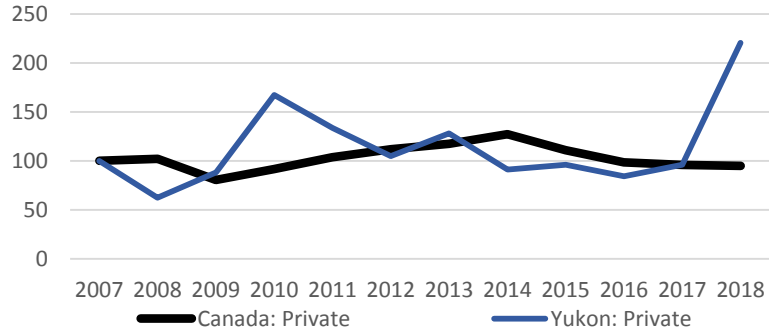
Economic growth, 2017



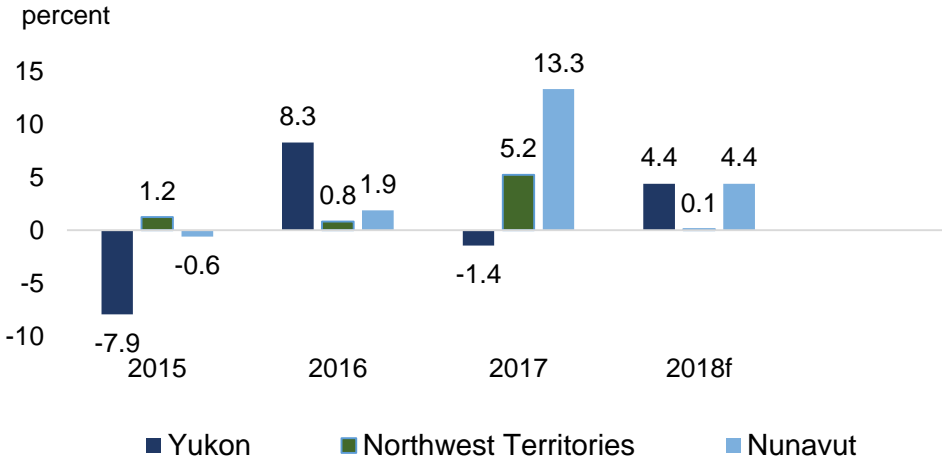
❖ Lower economic activity in **Yukon** reflected a decline in **metallic ore mining (-38.5%)**, moderated by higher **engineering construction (+145.6%)**.

Business investment anticipated to grow in 2018

Non-residential capital expenditures by businesses, index 2007=100



Annual growth of real GDP by province

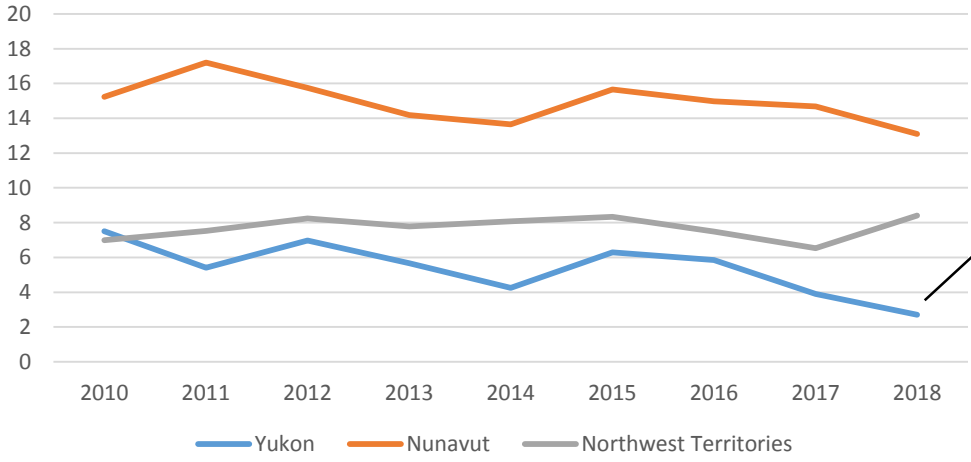


Sources: Statistics Canada, National Economic Accounts, Survey of Capital Expenditures, Longitudinal Employment Analysis Program and 2017-2018 budgets for the territories.



Yukon has the lowest unemployment rate and highest participation rate in Canada...

Unemployment rate, 2010 to 2018 (average to date)

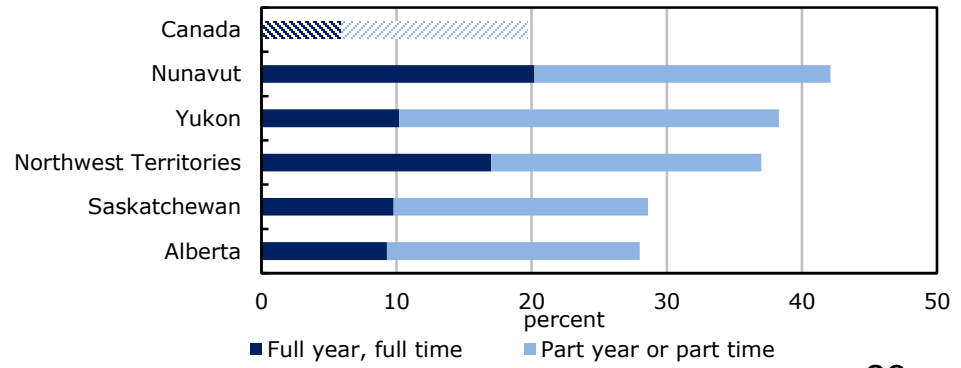


2016 Census data indicates that the unemployment rate among the Indigenous population was **22.3%** in Yukon, compared with **19.1%** in the Northwest Territories and **27.6%** in Nunavut.



Participation rate in Yukon, higher than any other province or territory (66% in Canada)

Work activity of seniors, 2016 Census of Population



Source: Statistics Canada, Labour Force Survey, 2010 to 2018 and Census of Population, 2016.

...which results in a tight labour market



The six economic regions with the highest **job vacancy rates** in Canada, first quarter of 2018

	%
Lower Mainland–Southwest, British Columbia	4.4
Northeast, British Columbia	4.3
Yukon	4.3
Thompson–Okanagan, British Columbia	4.3
Stratford–Bruce Peninsula, Ontario	3.8
Banff–Jasper–Rocky Mountain House and Athabasca–Grande Prairie–Peace River, Alberta	3.8

725

Total number of job vacancies reported by businesses in Yukon



Sectors with the most job vacancies:

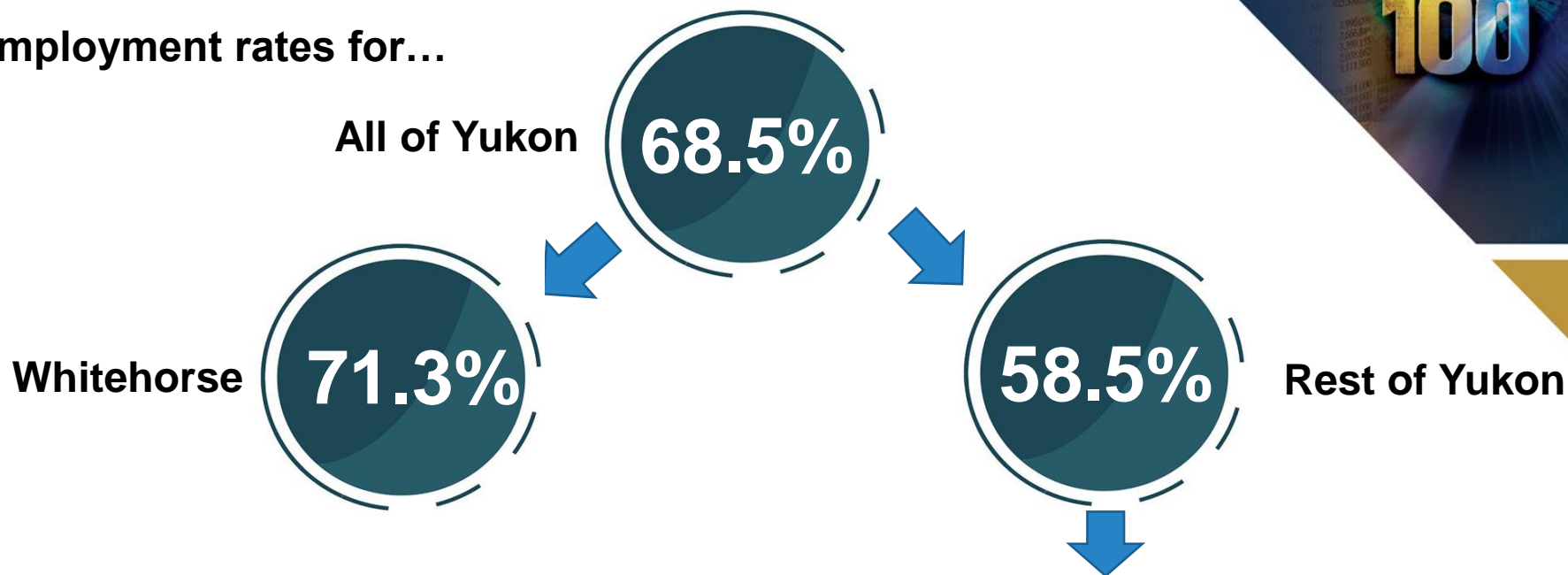
- Accommodation and food services
- Health care and social assistance
- Public administration

27

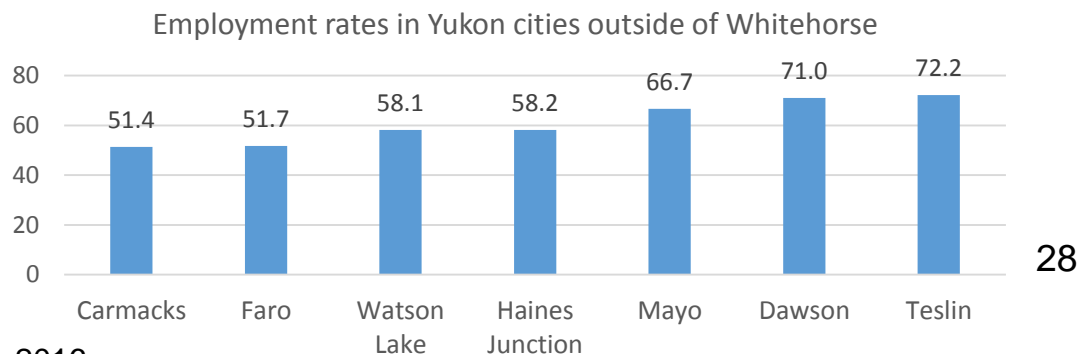
Source: Statistics Canada, Job Vacancy and Wage Survey, 2018.

Economic outcomes are not the same for all communities

Employment rates for...



Geographical averages can mask important local differences



Source: Statistics Canada, Census of Canada, 2016.

Relative to other territories, Yukon's infrastructure is well-developed



97%

Access to all-season roads
(NT 78%, NU 0%)

93%

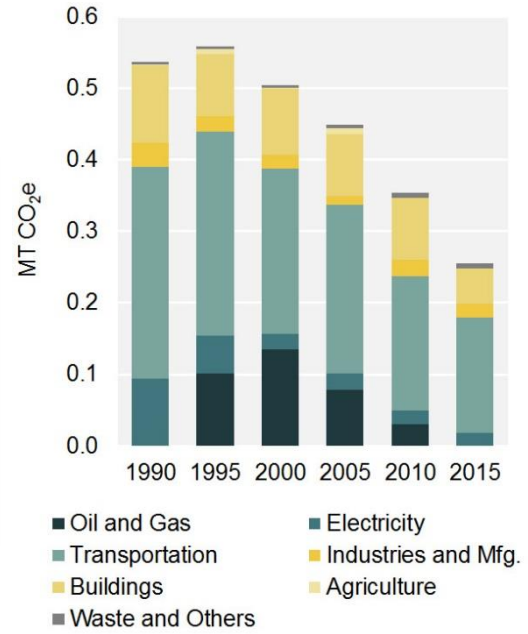
Access to terrestrial backbone for Internet
(NT 69%, NU 0%)

85%

Access to regional energy grid
(NT 50%, NU 0%)

- 94% of electricity generation comes from hydro sources**
- Yukon's power generates very little GHG**
- Mining is a significant driver of energy demand**

GHG by sector (2015)



Did you know?
Yukon's emissions per capita are the lowest in Canada, and Yukon's emissions have decreased by half since 1990.

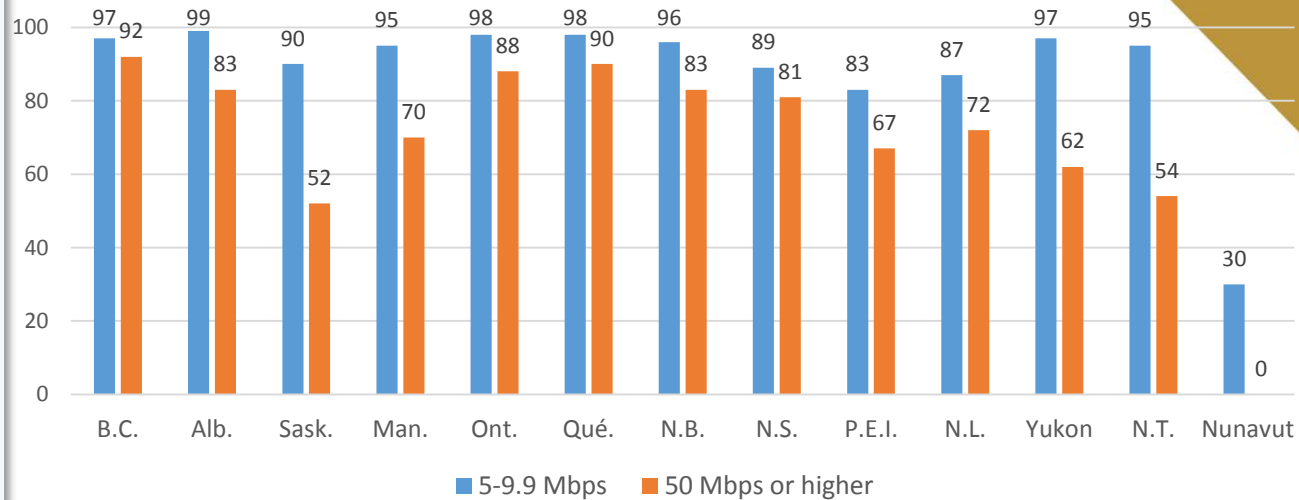
Source: National Energy Board; National Aboriginal Economic Development Board.

Connectivity and digital divide remain important issues in Yukon



- ❑ More performant broadband Internet services are virtually non-existent in many communities.
- ❑ Prices are higher for residential broadband Internet access services in Yukon and the Territories.
- ❑ One service provider for Internet access services, two service providers for mobile services.

Broadband service availability, by speed (% of households), 2016



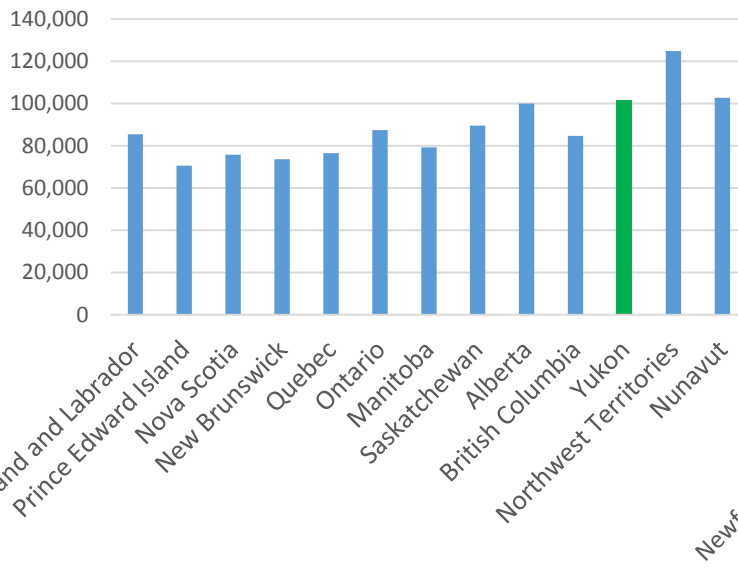
In 2016, the price of a residential broadband Internet access service (25/3 Mbps, 100GB/month) was \$140 per month in Whitehorse, compared with \$40 to \$75 a month in Ottawa-Gatineau.

Source: CRTC, Communications Monitoring Report, 2017.

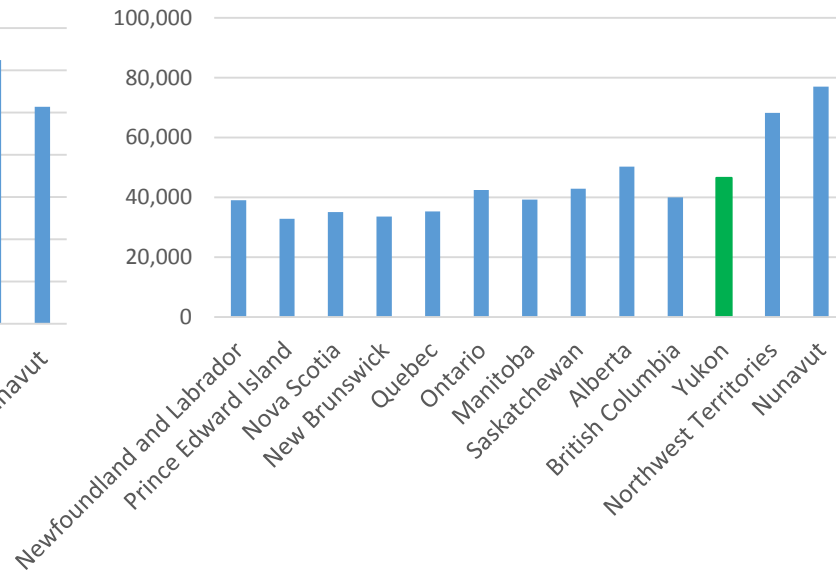
Median income levels are relatively high in Yukon, but not as high as in the other territories



Median after-tax income of households with two earners, 2015



Median after-tax income of one person households with one earner, 2015



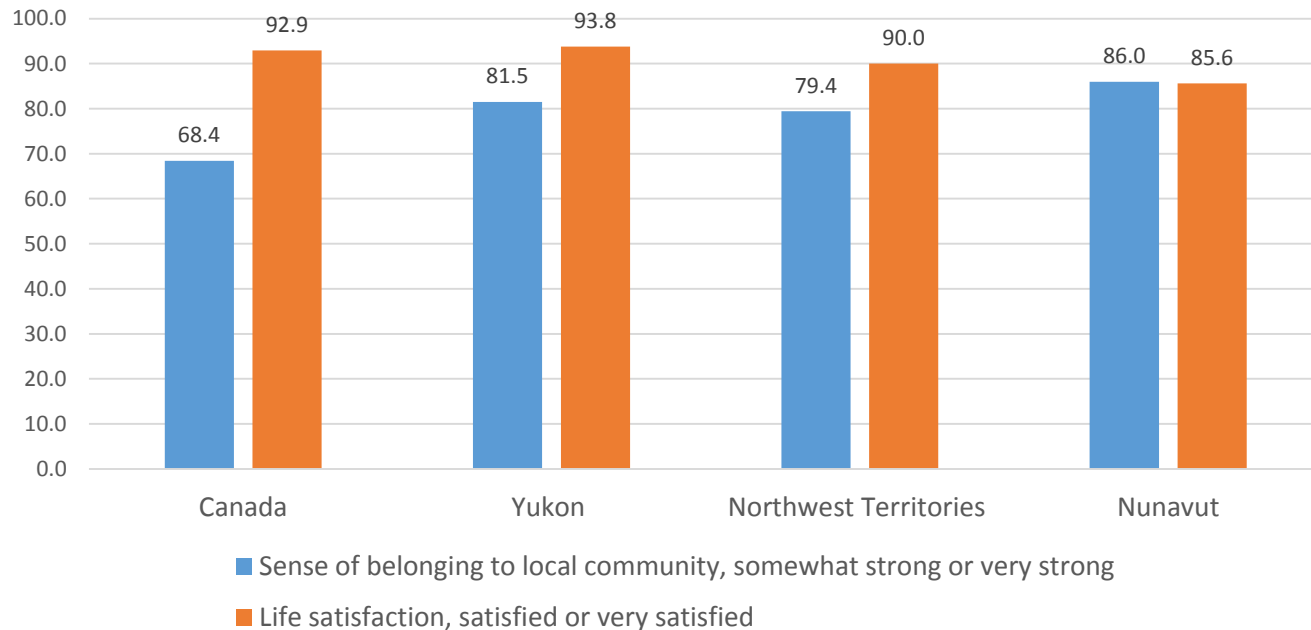
The median after-tax income of dual-earner households grew by 19% in real terms between 2005 and 2015.

Source: Statistics Canada, Census of Population, 2016.

Yukon has higher levels of life satisfaction than other territories

Sense of belonging to local community is also typically higher in the territories, especially in Nunavut

Sense of belonging to the community and life satisfaction, 12 years of age and older, 2015/2016



Source: Statistics Canada, Canadian Community Health Survey, 2015/16.

Key messages

The Yukon population is **growing** and **increasingly diverse**

A majority of people living in Yukon were **born outside the territory**, are aged 25 to 64, and many are **living alone**

Indigenous peoples represent a significant proportion of the population in Yukon

Yukon has a **well-educated workforce**, but most obtained their credentials outside the territory

The young population is **healthier** and **more active** than the Canadian average

Crime rates are higher than the Canadian average, but lower than in the other territories

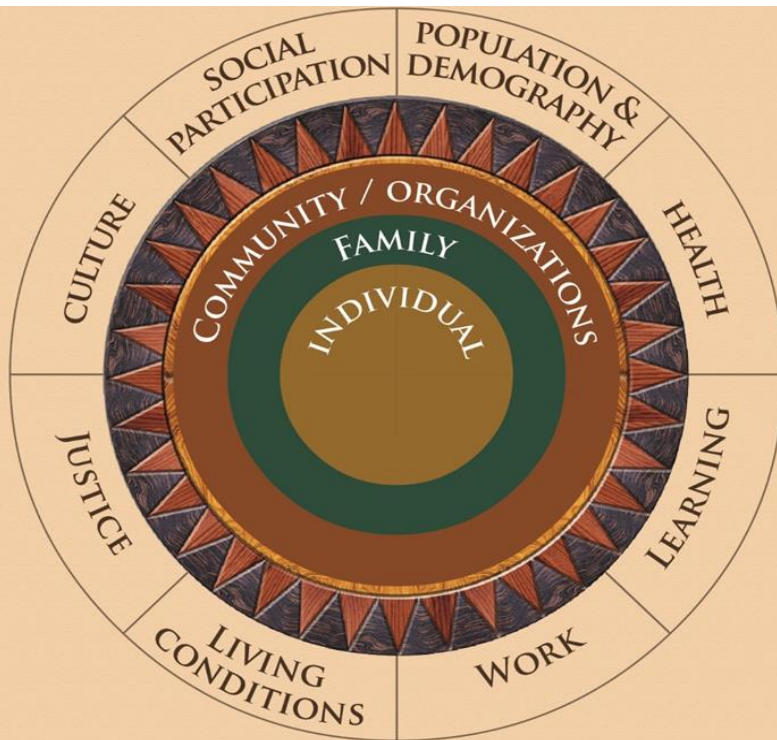
Strong economic growth is anticipated in 2018, which will likely put pressure on an already **tight labour market**

100

The way forward

3

Aboriginal Data Framework



Other partnership initiatives include:

- ALA's and outreach program
- Northern Data Working Group
- Territorial and provincial focal points
- Engagement with Aboriginal peoples in the North

34



Statistics Canada
Statistique Canada

www.statcan.gc.ca

Canada



100

Statistics Canada has always fostered a culture of innovation. We are working to adapt, develop new skills and knowledge and find new ways to modernize our work.



38



Statistics
Canada Statistique
Canada

www.statcan.gc.ca

Canada

**User-centric
service
delivery**



**Statistical
capacity
building and
leadership**



**Leading edge
methods and
data integration**



**Sharing and
collaboration**



100

A modernization initiative in Yukon: The Tourism North Initiative

Launched in October 2017 to produce quarterly and annual tourism data for the territories, as well as Tourism Satellite Account every three years.

Objectives of the program:

**Providing
expertise**

**Building
capacity**

**Exploring
alternate
data
sources**

**Obtaining
data**

37



THANK YOU!

For more information,
please visit www.statcan.gc.ca

#StatCan100     #TalkingStats

