

# ORAL HEALTH PROFESSIONALS

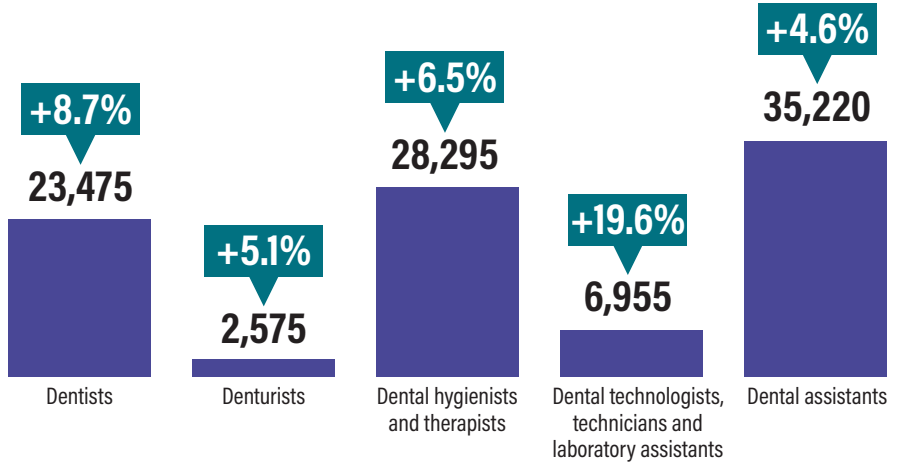
## in Canada, 2021



In 2021, there were a total of **96,520** oral health professionals<sup>1</sup> in Canada.

This is a **7.1%** increase from 2016 (90,115).

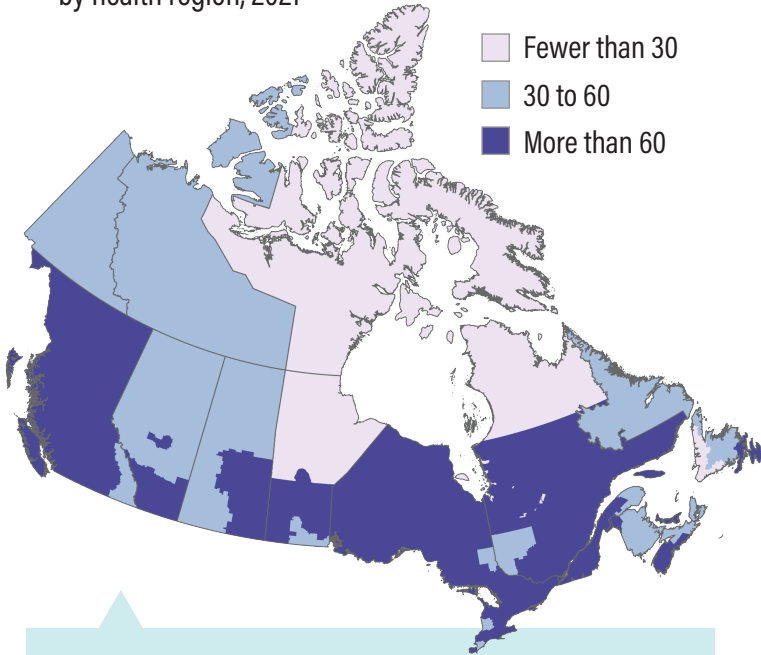
- Percentage change from 2016
- Number of oral health professionals, 2021



**Dental hygienists and therapists were more evenly spread out across Canada than dentists.**

As well, 72 health regions<sup>2</sup> had more than 60 hygienists/therapists per 100,000 population, while 22 health regions had more than 60 dentists per 100,000 population.

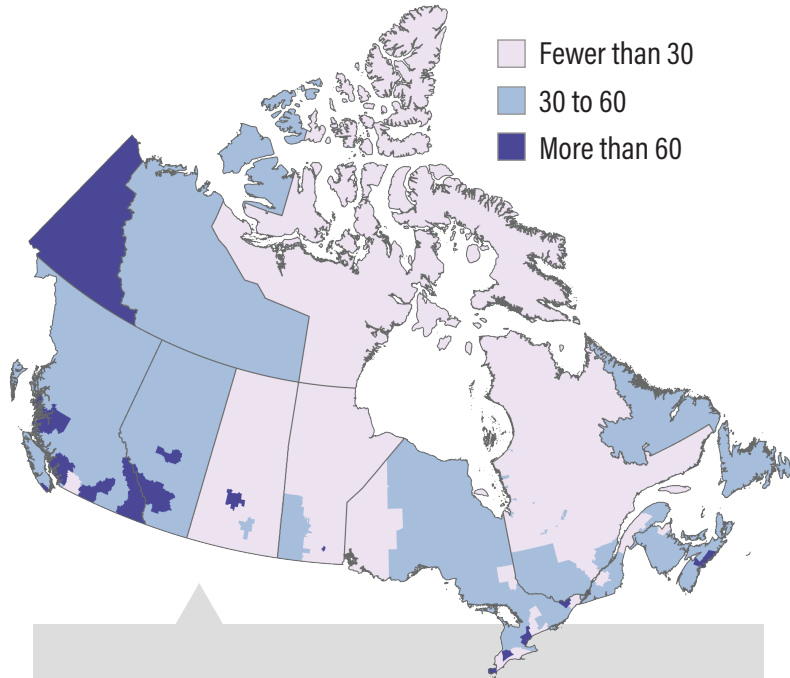
**Dental hygienists and therapists** per 100,000 people, by health region, 2021



Health regions with a higher density of **dental hygienists and therapists** were mainly situated in **southern parts of Canada**.



**Dentists** per 100,000 people, by health region, 2021



Health regions with a higher rate of **dentists** per 100,000 were generally found in **densely populated urban areas**, such as in southern Ontario, British Columbia and coastal regions.



1. For comparability with previous census data, the occupations reported in the 2021 Census were classified using the 2016 National Occupational Classification (NOC) codes.  
2. Health regions are defined by provincial ministries of health and represent areas of responsibility for hospital boards or regional health authorities.

Sources: Statistics Canada, Census of Population, 2016 and 2021.

© His Majesty the King in Right of Canada, as represented by the Minister of Industry, 2025

Catalogue number: 11-627-M | ISBN: 978-0-660-75115-3