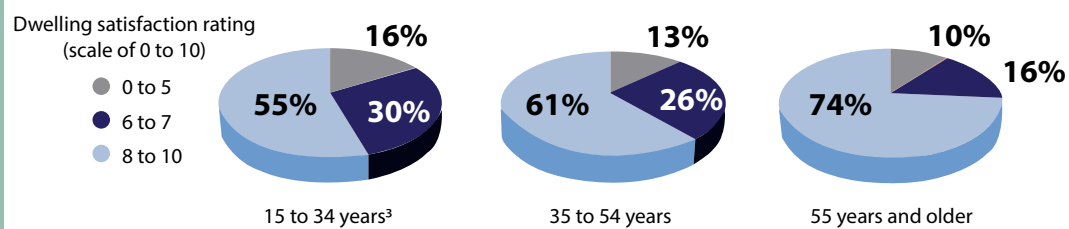


# DWELLING SATISFACTION AMONG OLDER ADULTS AGED 55 YEARS AND OLDER

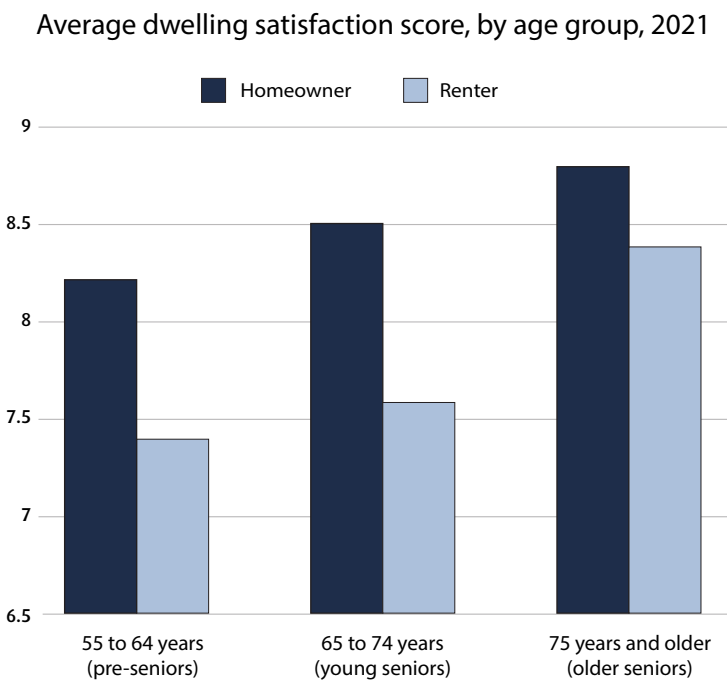


In 2021, 66% of households<sup>1</sup> rated their dwelling satisfaction as 8 or higher on a scale of 0 to 10.

## Older adults<sup>2</sup> were most satisfied with their dwellings



## Older seniors had the highest dwelling satisfaction and the smallest satisfaction gap between owners and renters




## Older adults who faced financial difficulties had lower levels of dwelling satisfaction



## Older adults were least satisfied with their home's accessibility

Percentage who were satisfied or very satisfied with a specific dwelling aspect, 2021



1. The responses to the questions on dwelling satisfaction reflect only the subjective assessment of the person responsible for housing decisions in their household. They do not necessarily represent the satisfaction levels of other members in the same household.  
 2. In this infographic, older adults are defined as those aged 55 years and older. Individuals living in institutions are excluded.  
 3. Percentages do not add up to 100% due to rounding.  
 Source: Cheng, S. 2023, "Dwelling satisfaction among older adults: Dwelling characteristics and their influence on satisfaction," *Insights on Canadian Society*, Statistics Canada Catalogue no. 75-006-X.