

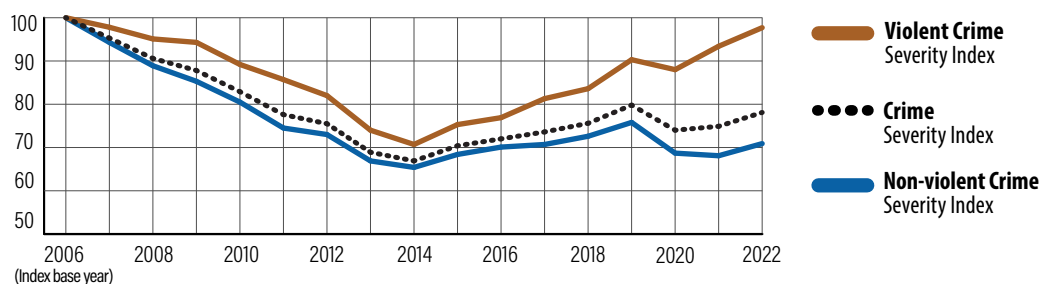
POLICE-REPORTED

CRIME IN CANADA, 2022



THE CRIME SEVERITY INDEX (CSI)¹ INCREASED FOR THE SECOND CONSECUTIVE YEAR, UP 4% IN 2022.

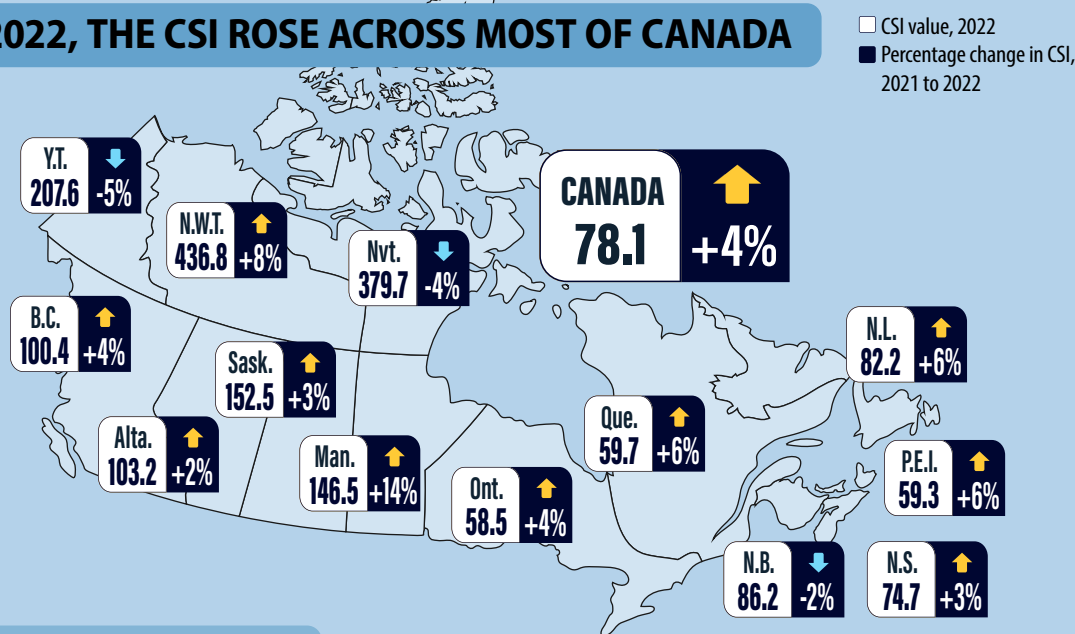
The Violent CSI rose in 2022, reaching its highest point since 2007. The Non-violent CSI also increased, but remained lower than before the start of the COVID-19 pandemic.



Many property-related crimes drove the increase in the CSI throughout Canada, including:

TYPE OF OFFENCE	RATE
Motor vehicle theft	+24%
Robbery	+15%
Breaking and entering	+4%
Theft \$5,000 or under	+10%
Shoplifting \$5,000 or under	+31%
General fraud	+7%

IN 2022, THE CSI ROSE ACROSS MOST OF CANADA



FIVE LARGEST increases and decreases in the CSI by census metropolitan area (CMA)

Increases in breaking and entering, robbery and other types of theft drove the relatively large increases in some CMAs.

↑ INCREASES		↓ DECREASES	
1. Gatineau	+20%	1. Windsor	-11%
2. Winnipeg	+20%	2. St. Catharines–Niagara	-9%
3. St. John's	+19%	3. Lethbridge	-8%
4. Toronto	+14%	4. London	-8%
5. Ottawa	+10%	5. Moncton	-6%

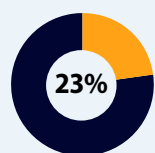
3,576 HATE CRIME INCIDENTS

The number of police-reported hate crimes increased 7% to 3,576 incidents in 2022. Hate crimes targeting a race or ethnicity and a sexual orientation were up, while those targeting a religion were down.

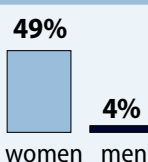
IN 2022, THERE WERE 874 VICTIMS OF HOMICIDE IN CANADA, 78 MORE THAN IN 2021.

GANG-RELATED

Gang-related homicides continued to account for about **one-quarter** of all homicides; 82% of these were committed with a firearm, most often a handgun.



SPOUSE OR INTIMATE PARTNER



The proportion of women who were killed by their spouse or intimate partner was approximately **11 times higher than the proportion of men.**²

Notes:

1. While the crime rate measures the volume of crime, the Crime Severity Index (CSI) measures both the volume and severity of crime. To determine severity, all crimes are assigned a weight based on actual sentences handed down by courts in all provinces and territories. More serious crimes are assigned higher weights, while less serious crimes are assigned lower weights. As a result, more serious offences have a greater impact on changes in the index.

2. Excludes 30% of homicides where the accused was not identified.

Source: Statistics Canada, Canadian Centre for Justice and Community Safety Statistics, Uniform Crime Reporting Survey, 2022.

Catalogue Number: 11-627-M | ISBN: 978-0-660-49143-1
© His Majesty the King in Right of Canada, as represented by the Minister of Industry, 2023