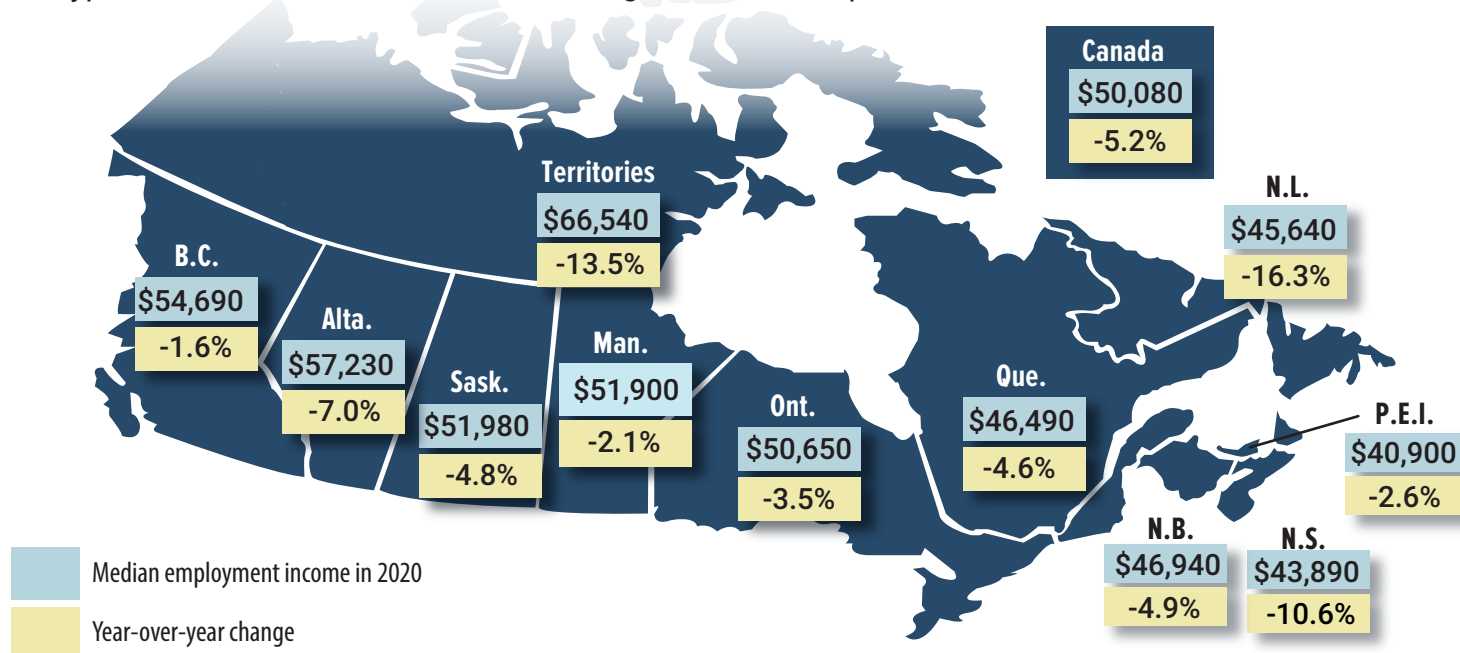


Earnings and mobility of journeypersons in Canada, 2020

Median employment income of newly certified journeypersons in 2020

Canadians across the country were impacted by the COVID-19 pandemic, including newly certified journeypersons, who saw their median earnings decline in all provinces and territories in 2020.



Only three trades saw growth in median earnings¹ compared with 2019



Agricultural equipment technician

+\$5,590
(+9.8%)



Industrial instrumentation and control technician

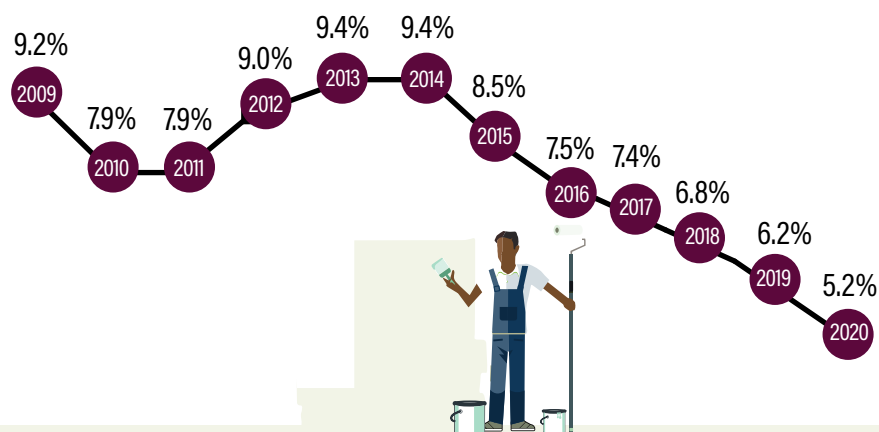
+\$3,650
(+4.4%)



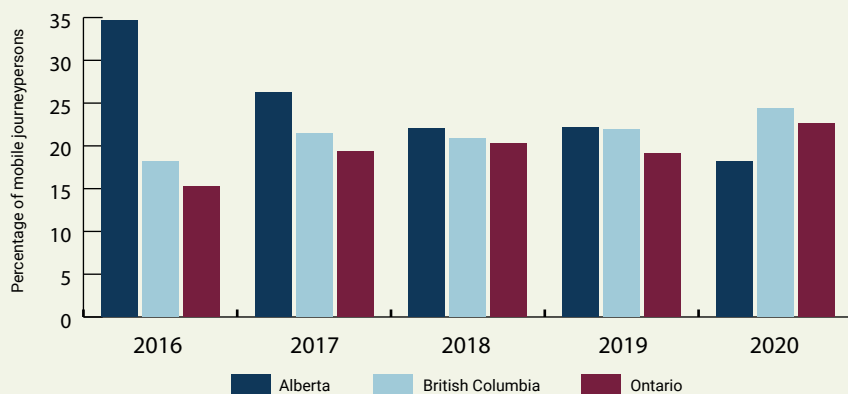
Powerline technician

+\$1,150
(+1.1%)

In 2020, the mobility rates² of newly certified journeypersons reached an all-time low in Canada



British Columbia and Ontario have replaced Alberta as the top destination for mobile journeypersons³



1. Income amounts are in 2018 constant dollars. The change in earnings is measured by comparing the median employment incomes of cohorts of newly certified journeypersons in their year of certification.
 2. Mobility rates are measured for newly certified journeypersons one year after certification.
 3. The share of journeypersons who live in a different province or territory from the one where they certified, one year after certification.

Source: Statistics Canada, Registered Apprenticeship Information System, 2008 to 2020, T1 and T4 tax files.

ISBN: 978-0-660-47083-2 | Catalogue number: 11-627-M

© His Majesty the King in Right of Canada, as represented by the Minister of Industry, 2023