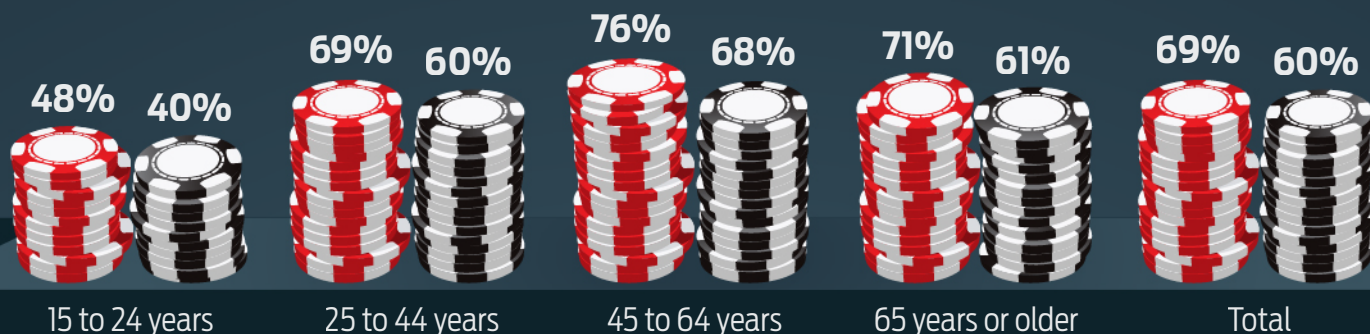


Gambling in Canada



In 2018, **64%** of Canadians aged 15 or older reported gambling at least once in the previous year.



Males
 Females

Gambling was more common among those aged **45 to 64** than in the other age groups. Males were more likely than females to have gambled in the previous year, regardless of age.

Some gambling activities were more popular among **males**:



55% **48%**

Lottery or raffle tickets



10% **5%**

Casino table games



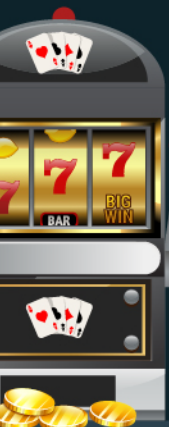
12% **4%**

Sports betting



6% **1%**

Speculative financial market activities



Electronic gambling machines

13% **12%**

were equally popular among **males and females**.

Other activities were more popular among **females**:



31% **35%**


Instant win lottery or online games



2% **6%**

BINGO

The vast majority of Canadians who reported gambling in the previous year were not problem gamblers.



DID YOU KNOW?

Persons at higher risk of developing a gambling problem were more likely to have participated in multiple types of gambling activities, to be unmarried (single, divorced or separated), and to have fair or poor mental health, among other factors.

Source: Rotermann, M. and H. Gilmour. 2022. "Who gambles and who experiences gambling problems in Canada." *Insights on Canadian Society*. Statistics Canada Catalogue no. 75-006-X

Catalogue number: 11-627-M
ISBN: 978-0-660-44347-8

© Her Majesty the Queen in Right of Canada, as represented by the Minister of Industry, 2022