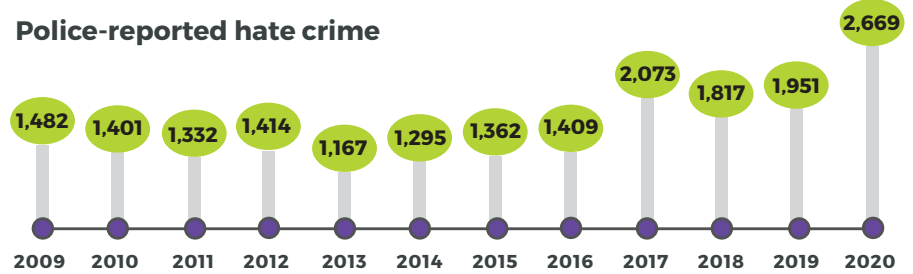


POLICE-REPORTED HATE CRIME IN CANADA, 2020

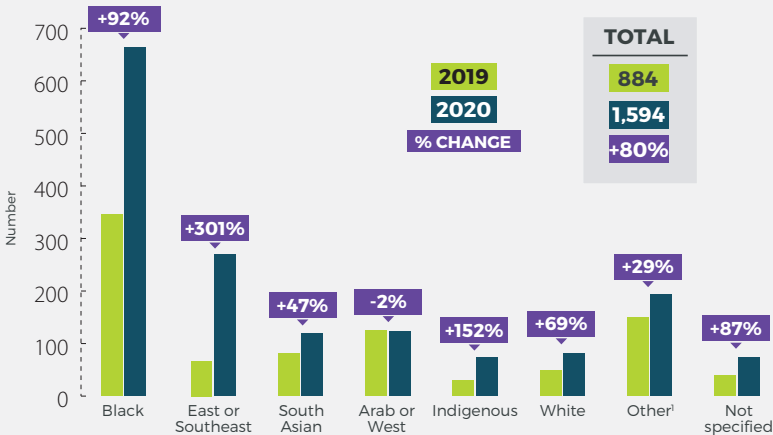


The number of police-reported hate crimes **increased 37%** during the first year of the pandemic. This increase was mostly due to more incidents targeting **race or ethnicity**, which nearly doubled.

Police-reported hate crime

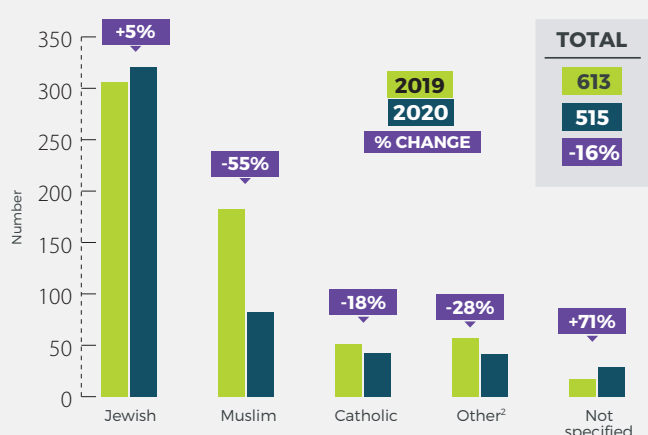


In 2020, **62%** of all police-reported hate crimes were **motivated by race or ethnicity**.



¹ Motivations based on race or ethnicity not otherwise stated and those that target more than one group.

In 2020, **20%** of hate crimes were **motivated by religion**.



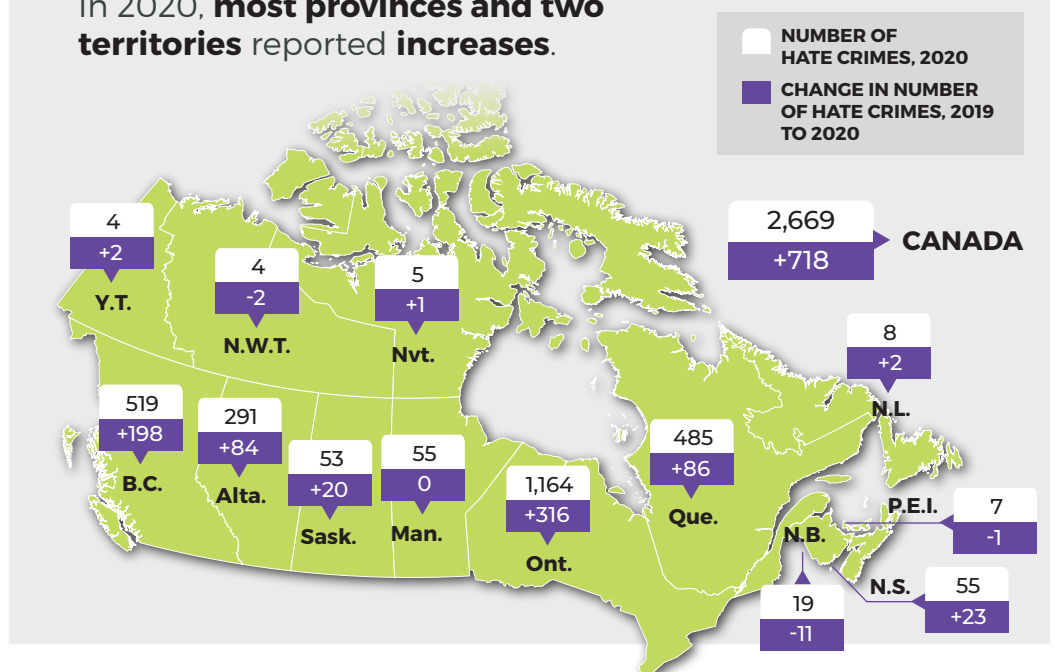
² Motivations based on religions not otherwise stated.

Hate crimes motivated by **sexual orientation** fell slightly after peaking in 2019.

Category	2019	2020	% change
Sexual orientation	265	259	-2%
Sex or gender	56	46	-18%
Other ³	94	143	+52%

³ Includes mental or physical disabilities, language, age and other similar factors.

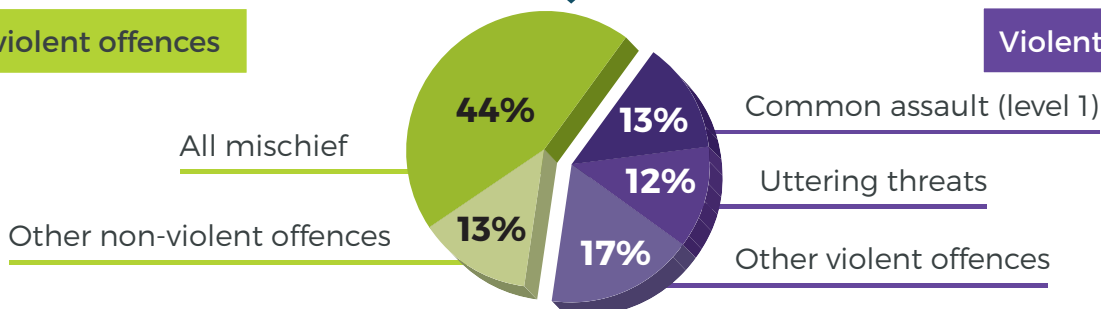
In 2020, **most provinces and two territories** reported **increases**.



The **majority** of police-reported hate crimes were **non-violent offences**.

Non-violent offences

Violent offences



Note: Hate crime counts include both confirmed and suspected hate crime incidents. Information reflects data reported by police services covering 99.7% of the population of Canada.

Source: Statistics Canada, Canadian Centre for Justice and Community Safety Statistics, Uniform Crime Reporting Survey.

© Her Majesty the Queen in Right of Canada, as represented by the Minister of Industry, 2022

Catalogue number: 11-627-M | ISBN: 978-0-660-42501-6