


Passenger bus and urban transit in Canada, 2019



In 2019, the transit industry in Canada was comprised of:

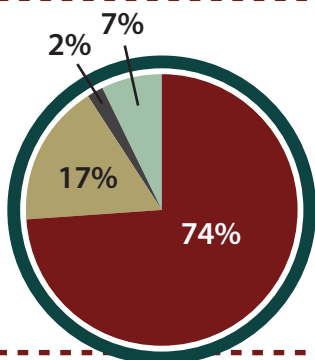
96 urban transit companies

12 inter-city bus companies

151 charter and sightseeing bus companies

420 school and employee bus companies

In 2019, urban transit companies accounted for almost three-quarters of the industry's **\$15.3 billion** in operating revenue.



- Urban transit companies
- School and employee bus companies
- Inter-city bus companies
- Other¹

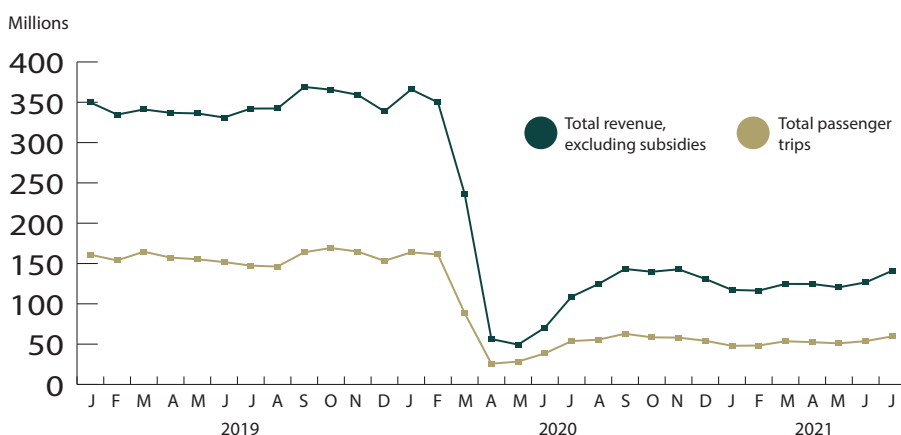


Total **operating revenue** earned by urban transit companies reached **\$11.2 billion**, up 8% from 2018.



Year	Operating revenue	Subsidies	Operating expenses	Capital expenses
2018	\$10.4 billion	\$5.3 billion	\$11.1 billion	\$9.4 billion
2019	\$11.2 billion	\$6.0 billion	\$12.1 billion	\$9.0 billion

The pandemic put considerable financial pressure on urban transit companies as operating revenues plummeted to a low of **\$49.4 million** in May 2020, down 85% from May 2019.²

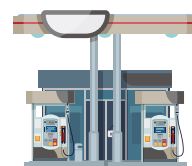


In 2019, the average salary for drivers in urban transit companies was **\$71,507**

In 2019, the average salary for mechanics and all other employees³ in urban transit companies was **\$66,836**



Urban transit systems are shifting from diesel buses to more sustainable forms of energy.



Fuel consumption (x 1,000)	2015	2019	% change
Diesel (litres)	591,377	562,621	-4.9%
Gasoline (litres)	4,371	11,957	+173.6%
Other fuel (litres)	6,988	21,357	+205.6%
Electricity (kilowatts)	813,551	972,049	+19.5%

Notes:
 1. "Other" includes charter and sightseeing industries classified under North American Industry Classification System (NAICS) codes 485510 and 487110, and other transit and ground passenger transportation classified under NAICS code 485990.
 2. The data source is the Monthly Passenger Bus and Urban Transit Survey, which collects data on operating revenue (excluding subsidies) and number of passenger trips from a panel of urban transit companies that represent at least 75% of the industry's revenue in each province and territory.
 3. "Other employees" are all other staff including owners and executives.