



# Beneficiaries of federal business innovation and growth support programs, 2018



The majority of beneficiary enterprises were small and medium-sized enterprises.

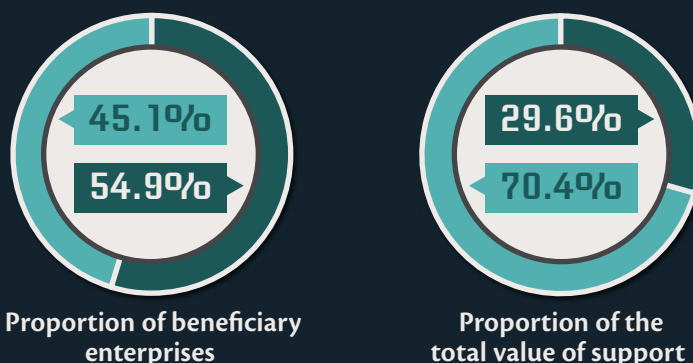
Small and medium-sized enterprises received **57.3%** of the total value of support.



Orange square: Proportion of beneficiary enterprises  
Yellow square: Proportion of the total value of support

The annual revenue of most beneficiary enterprises was less than \$2 million.

These enterprises received **29.6%** of the total value of support.

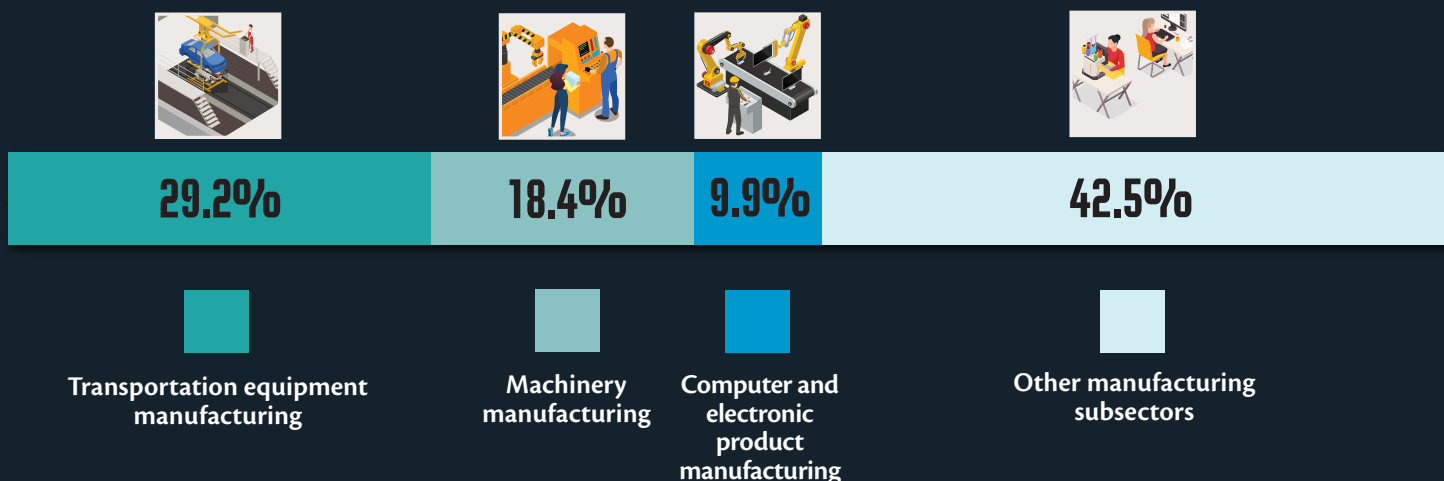


Dark teal square: Less than \$2 million in revenue  
Light teal square: \$2 million or more in revenue

The manufacturing sector received the largest share (**29.0%**) of the total value of support.



The key manufacturing beneficiary subsectors  
Proportion of the value of support to the manufacturing sector (%)



Transportation equipment manufacturers received **29.2%** of the value of support in the manufacturing sector.

Note: Small and medium-sized enterprises employ fewer than 500 employees in a given year, while large enterprises have 500 or more employees.

Source: Statistics Canada, Business Innovation and Growth Support.

© Her Majesty the Queen in Right of Canada, as represented by the Minister of Industry, 2020

ISBN: 978-0-660-36742-2 | Catalogue number: 11-627-M