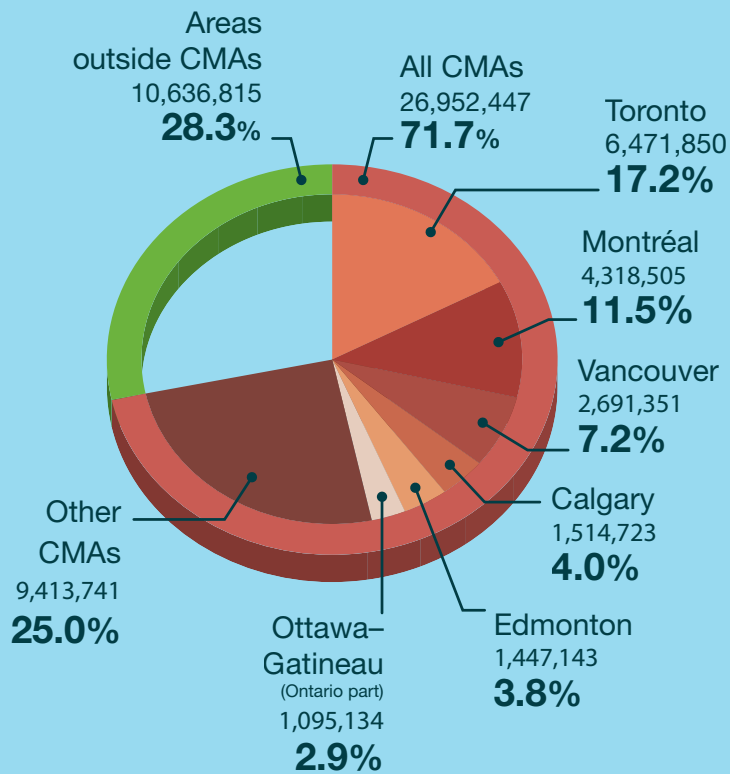


Population of Canada's metropolitan areas and municipalities, July 1, 2019

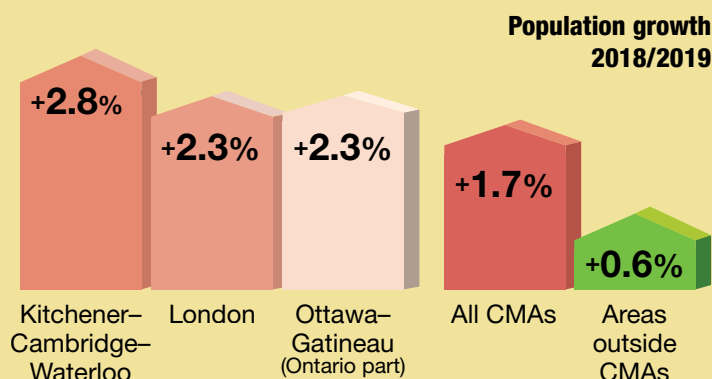
More than 7 in 10 Canadians were living in a census metropolitan area (CMA) on July 1, 2019, a proportion that is constantly increasing.

Population and demographic weight (%)*, CMAs, July 1, 2019

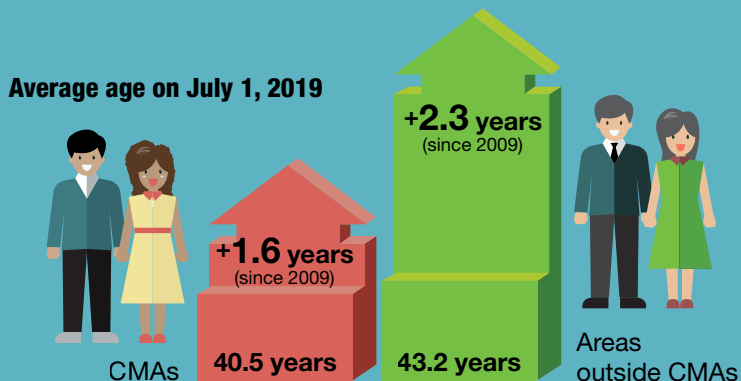


*Because the percentages are rounded, their sum may not equal 100%.

For the second consecutive year, 3 Ontario CMAs posted the largest population growth.




The CMA population is younger than the population living outside CMAs. It is also aging less quickly.



Urban spread continues

The municipalities with the fastest-growing populations are often suburbs within CMAs.

Population growth 2018/2019



*Only municipalities with 5,000 people or more were considered.