

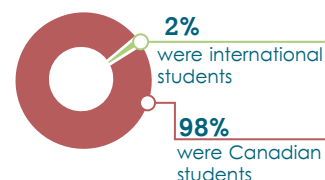
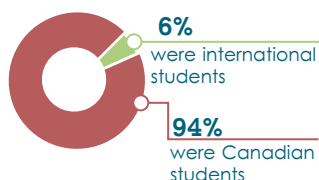
STAYING THE COURSE

Persistence and graduation of postsecondary students in Canada

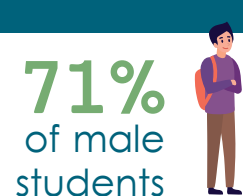
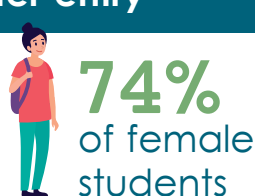
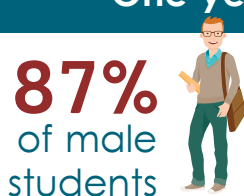
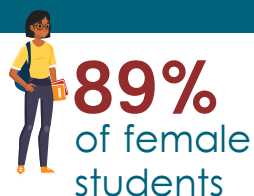
UNDERGRADUATE DEGREE²

COLLEGE DIPLOMA²

Of the students aged 19 years and younger who enrolled full-time in a program in 2010/2011:¹




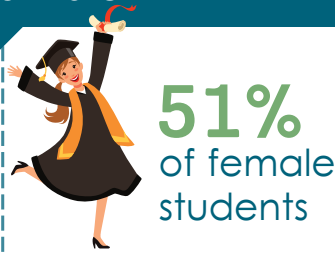
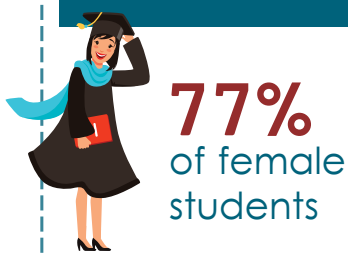
One year after entry



were still enrolled in an undergraduate degree program.

were still enrolled in a college diploma program.

Graduation rate³

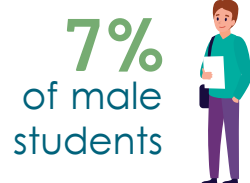
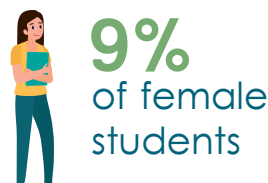
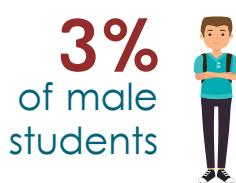
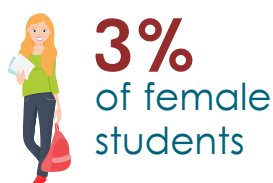


had graduated with an undergraduate degree within six years

had graduated with a college diploma within four years

while

while



had graduated with a different educational qualification, such as a college diploma.

had graduated with a different educational qualification, such as a college certificate.

Average time to graduation

4.4 years for women.
4.6 years for men.

3.0 years for women.
2.9 years for men.

Source: Statistics Canada. Postsecondary Student Information System (PSIS).

1. The 2010/2011 group is based on the new entrants to a program leading to a specific educational qualification enrolled full time during the fall term.

2. The estimates exclude all colleges in Ontario, New Brunswick, Manitoba, the Territories, and a small number of other institutions.

3. Graduation rate is measured at one and a half times the typical program length.

© Her Majesty the Queen in Right of Canada, as represented by the Minister of Industry, 2019



Catalogue number: 11-627-M
ISBN number: 978-0-660-31173-9



Statistics Canada
Statistique Canada

www.statcan.gc.ca

Canada