

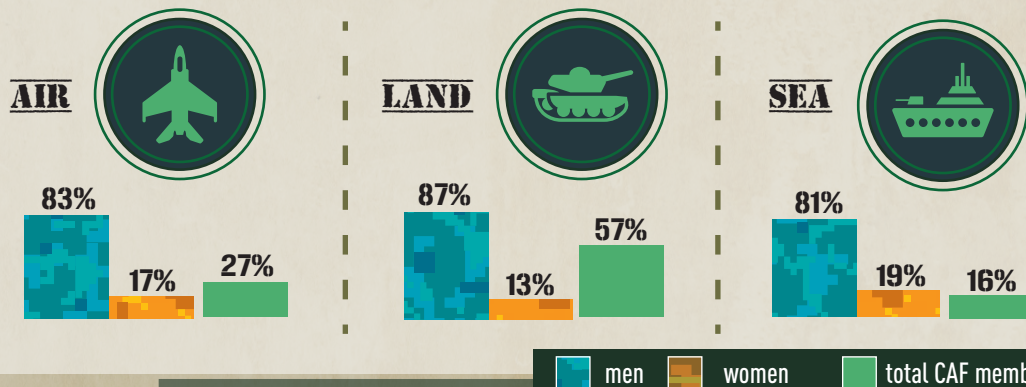
# 2019 MEN AND WOMEN IN THE CANADIAN ARMED FORCES




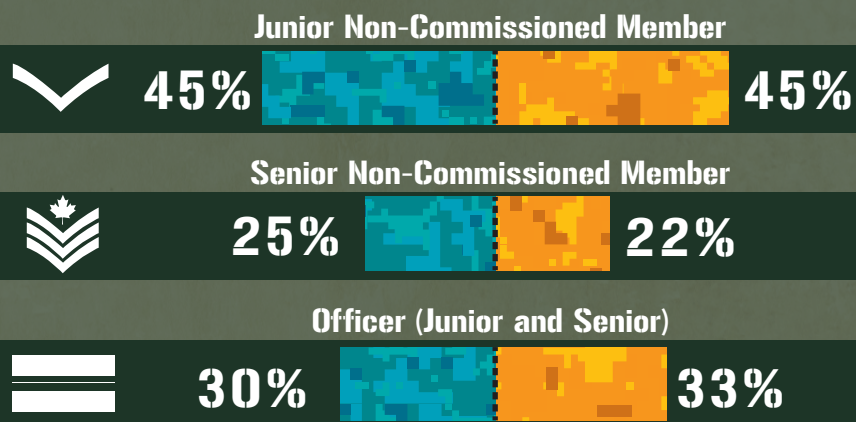
**1 IN 7**

Canadian Armed Forces (CAF) members are women, and just over half of CAF members serve in the **land element**.

## Service element, by sex, by total CAF members



## Rank, by sex



Women are more likely than men to be officers, and men are more likely than women to be Senior Non-Commissioned members.

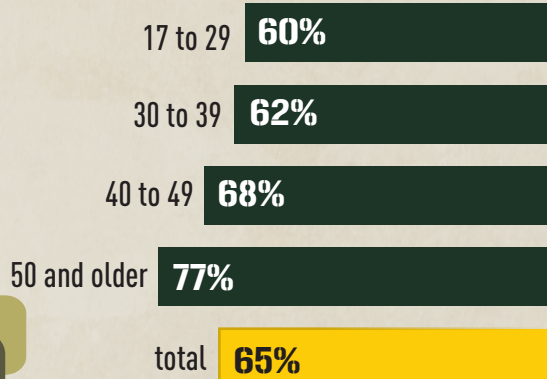
Women in the CAF were more likely than men to report high levels of life stress



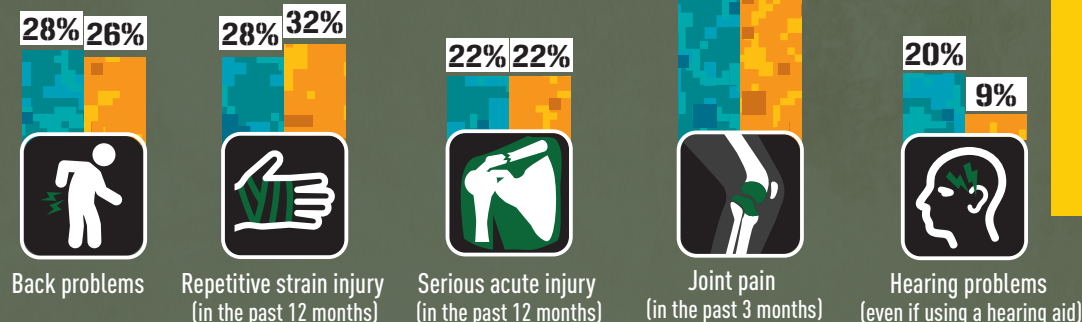
Proportion of CAF members who reported that most days were "quite a bit" or "extremely" stressful

About **2 in 3** men and women stated that, in the past 12 months, they were satisfied or very satisfied with their job or main activity in the CAF. Those aged **50 years or older** were more likely to report high job satisfaction.

## High job satisfaction, by age group



## Leading physical health conditions reported, by sex



Women were more likely than men to have **joint pain** or a **repetitive strain injury**.

Men were more likely than women to have **hearing problems**.



Unless otherwise noted, conditions are expected to last or have already lasted six months or more and have been diagnosed by a health professional.

Catalogue number: 11-627-M | ISBN: 978-0-660-32680-1

©Her Majesty the Queen in Right of Canada, as represented by the Minister of Industry, 2019

Source: Canadian Armed Forces Health Survey (CAFHS), 2019.

# Correction Notice

The percentage of CAF members who are in the Air and Land service elements was corrected to 27% and 57% from 33% and 51% in both English and French versions.