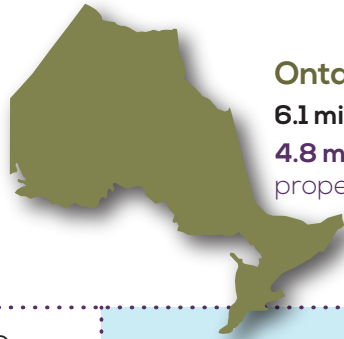


A Portrait of Residential Property Owners in Nova Scotia, Ontario and British Columbia, 2018



British Columbia
2.2 million owners
1.7 million residential properties

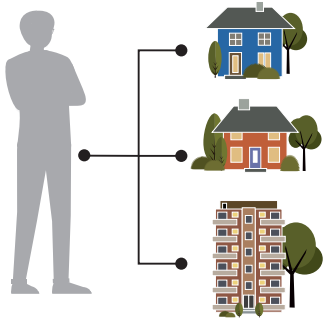


Ontario
6.1 million owners
4.8 million residential properties



Nova Scotia
504,000 owners
450,000 residential properties

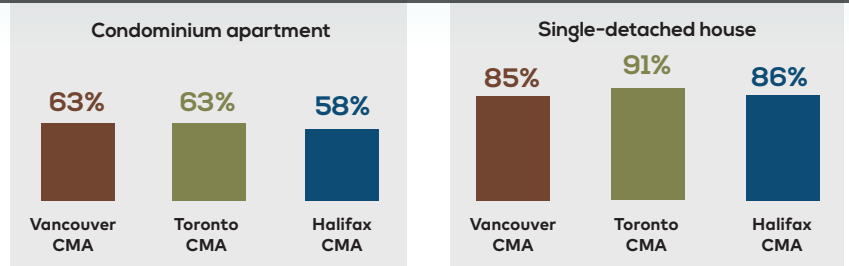
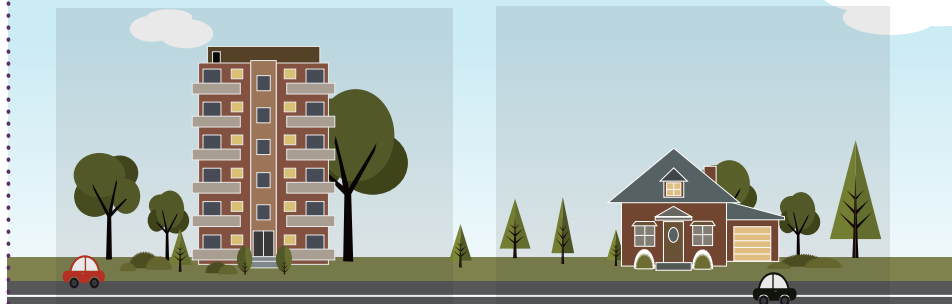
The share of owners who own **more than one** residential property in a province is highest in **Nova Scotia**



Owners of multiple properties

- **22%** of owners in **Nova Scotia**
- **15%** of owners in **Ontario** and **British Columbia**

Condominium apartments in the census metropolitan areas are less likely to be **owner-occupied¹** than **single-detached houses**



In **British Columbia** and **Ontario**, **23%** of individual **resident owners** are **immigrants²**, compared to **4%** in **Nova Scotia**




The highest share of immigrant owners in all three provinces were admitted via the **Federal Skilled Worker Program**



Median **age** of individual resident owners



Proportion of **millennials³**



1. A residential property is classified as owner-occupied when at least one owner on the property title declares the property as their usual residence.
2. Immigration administrative data are available from 1980 to 2016.
3. For the purpose of this release, a millennial is a person who was born between 1980 and 1999.