


RESIDENTIAL FACILITIES FOR VICTIMS OF ABUSE IN CANADA, 2017/2018



552
facilities
428 short-term
124 long-term



68,106
annual admissions

60.3% women 39.6% children
0.1% men

SNAPSHOT DAY¹

6,500
short-term beds




78%
were occupied

36% of short-term facilities were considered full on snapshot day.

669 women were turned away,

82% because the facility was full.

9 in 10
residents
were there
due to abuse.



Top challenges facing residents and facilities

RESIDENTS

77% lack of affordable, appropriate long-term housing upon departure

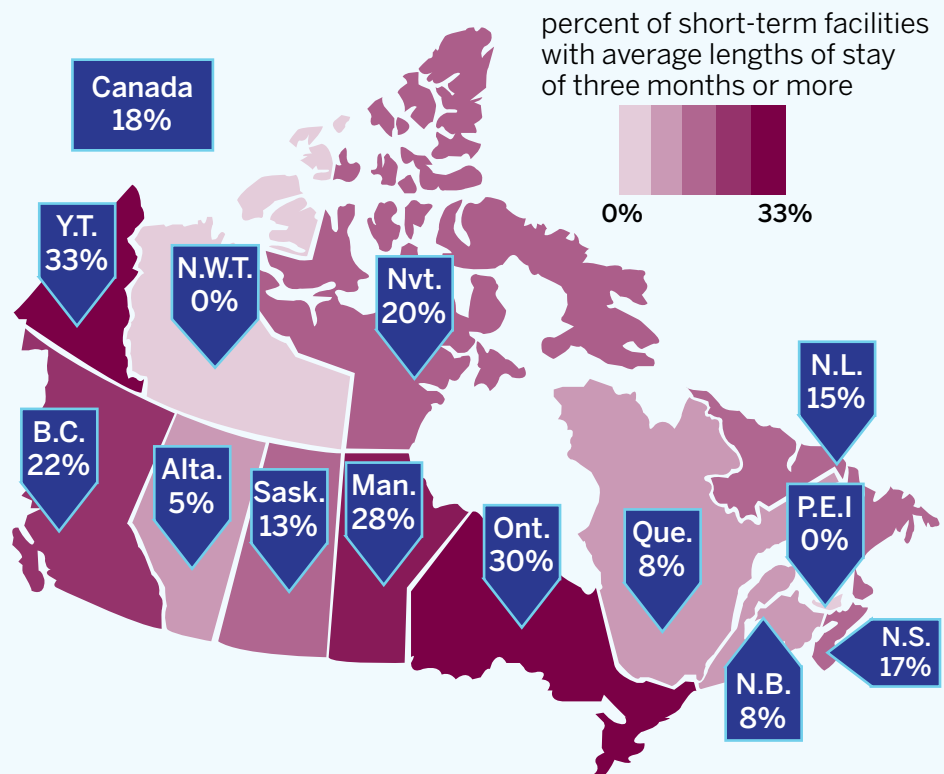
50% underemployment and low incomes

FACILITIES

46% lack of funding

38% lack of permanent housing in the community

Almost 1 in 5 short-term facilities had average lengths of stay of 3 months or more.



1. Snapshot day was April 18, 2018, a predetermined business day meant to represent a typical day of operations.

Note: Short-term facilities include those with an expected length of stay of less than three months.

Long-term facilities include those with an expected length of stay of three months or longer.

For more information, see the full Juristat article: *Canadian residential facilities for victims of abuse, 2017/2018*.

Source: Statistics Canada, Canadian Centre for Justice Statistics, Survey of Residential Facilities for Victims of Abuse.