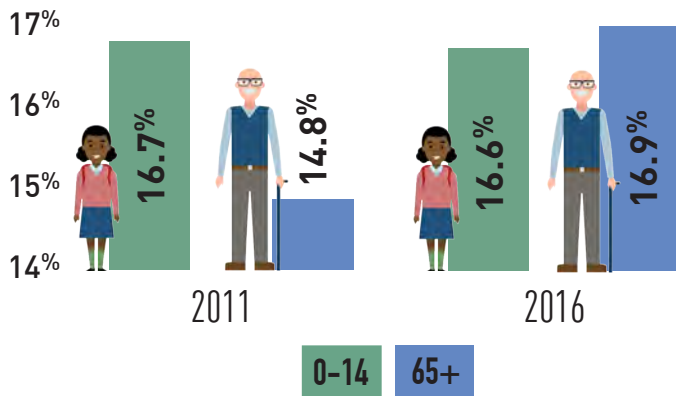




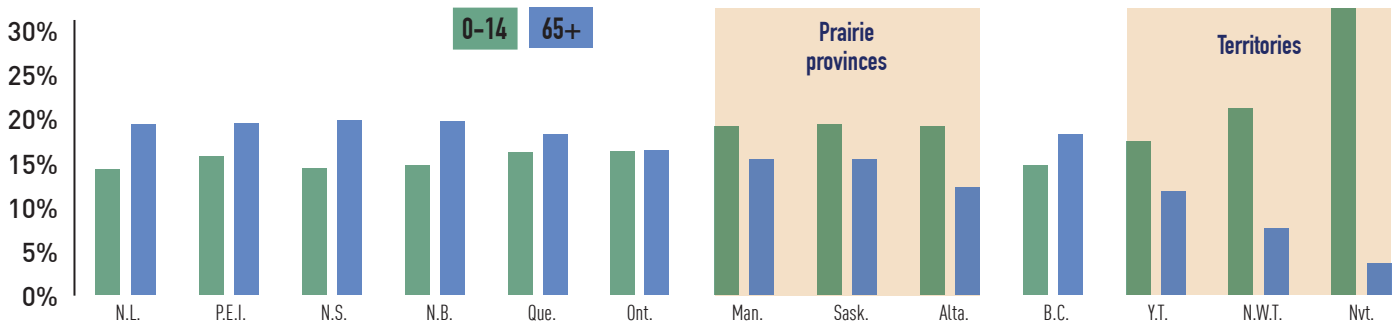
Population Trends by Age and Sex

2016 CENSUS

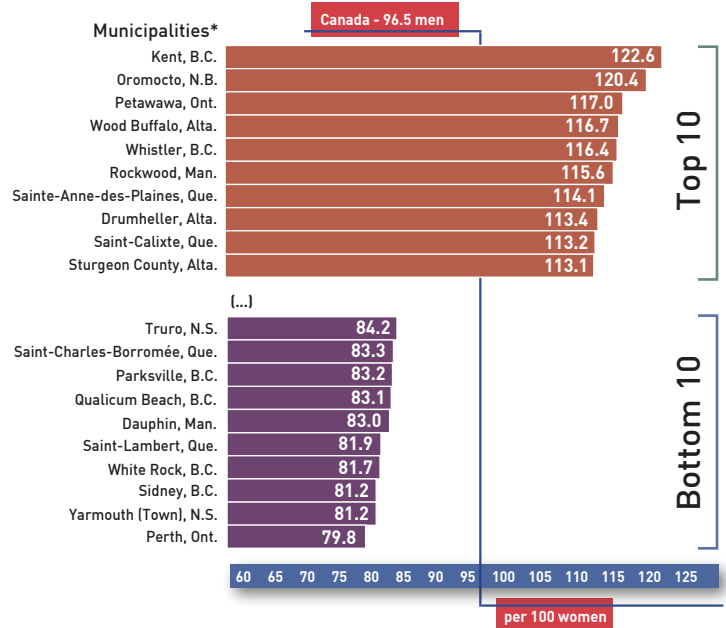
For the first time in census history, the share of seniors aged **65 years and over** exceeds the share of children **under 15 years**...



...but not everywhere. In the Prairie provinces and the territories, the share of children **under 15 years** still surpasses in 2016 the share of seniors aged **65 years and over**.



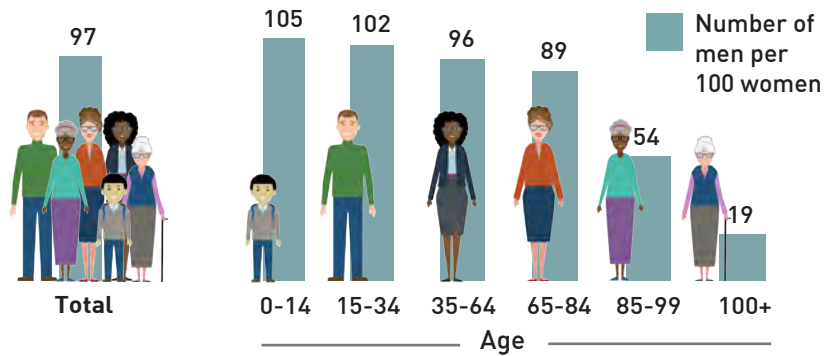
123 men for 100 women in Kent, B.C. compared to 80 men for 100 women in Perth, Ont.



* Municipalities of 5,000 inhabitants and more

From age 85 to 99, there are **54 men for every 100 women**

For centenarians, there are only **19 men for every 100 women**.



Source: Statistics Canada, 2016 Census of Population

Catalogue number: 11-627-M
ISBN: 978-0-660-08372-8

www.statcan.gc.ca/census