



CHARITABLE GIVING IN CANADA

WWW.STATCAN.GC.CA

Total amount of donations in 2013

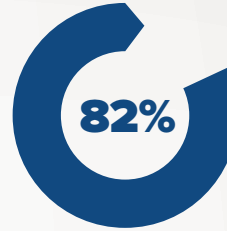


Number of donors
24,051,000

\$531

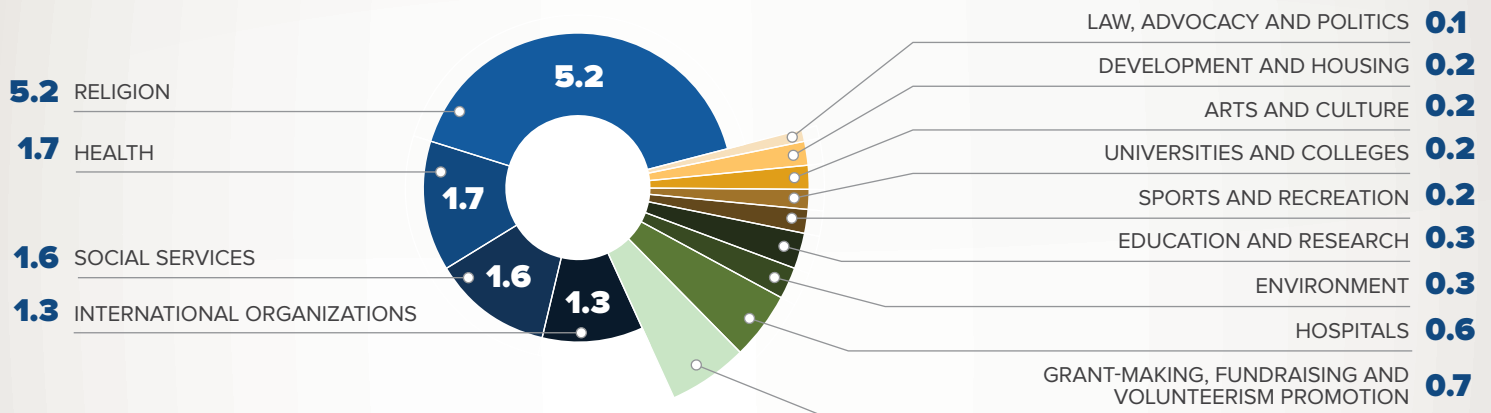


Average annual amount per donor



Proportion of donors (%)

AMOUNTS DONATED TO DIFFERENT TYPES OF ORGANIZATIONS (BILLIONS OF DOLLARS)



WOMEN ARE MORE LIKELY TO GIVE TO A CHARITABLE OR NON-PROFIT ORGANIZATION

WOMEN



84%

Gave money



66%

Gave food



82%

Gave any clothing, toys or household goods



MEN

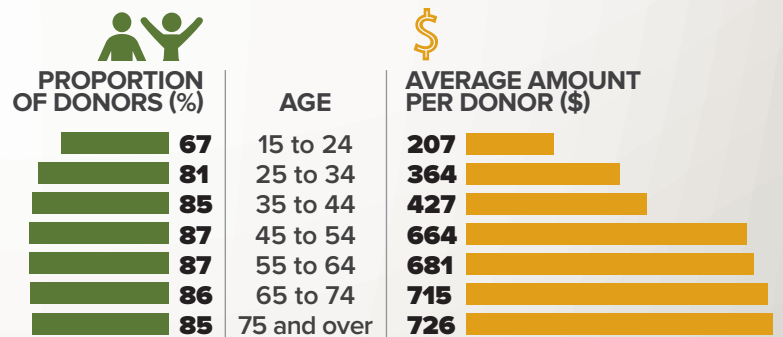


80%

53%

70%

OLDER CANADIANS GIVE MORE ON AVERAGE



Source: 2013, General Social Survey – Giving, Volunteering and Participating

Catalogue number: 11-627-M ISBN: 978-0-660-03952-7