

Catalogue no. 71-001-X
ISSN 1492-5478

Labour Force Information

October 13 to 19, 2019



Release date: November 8, 2019



Statistics
Canada

Statistique
Canada

Canada

How to obtain more information

For information about this product or the wide range of services and data available from Statistics Canada, visit our website, www.statcan.gc.ca.

You can also contact us by

email at STATCAN.infostats-infostats.STATCAN@canada.ca

telephone, from Monday to Friday, 8:30 a.m. to 4:30 p.m., at the following numbers:

- | | |
|---|----------------|
| • Statistical Information Service | 1-800-263-1136 |
| • National telecommunications device for the hearing impaired | 1-800-363-7629 |
| • Fax line | 1-514-283-9350 |

Depository Services Program

- | | |
|------------------|----------------|
| • Inquiries line | 1-800-635-7943 |
| • Fax line | 1-800-565-7757 |

Standards of service to the public

Statistics Canada is committed to serving its clients in a prompt, reliable and courteous manner. To this end, Statistics Canada has developed standards of service that its employees observe. To obtain a copy of these service standards, please contact Statistics Canada toll-free at 1-800-263-1136. The service standards are also published on www.statcan.gc.ca under “Contact us” > “Standards of service to the public.”

Note of appreciation

Canada owes the success of its statistical system to a long-standing partnership between Statistics Canada, the citizens of Canada, its businesses, governments and other institutions. Accurate and timely statistical information could not be produced without their continued co-operation and goodwill.

Published by authority of the Minister responsible for Statistics Canada

© Her Majesty the Queen in Right of Canada as represented by the Minister of Industry, 2019

All rights reserved. Use of this publication is governed by the Statistics Canada [Open Licence Agreement](#).

An [HTML version](#) is also available.

Cette publication est aussi disponible en français.

Publication information

Special requests (\$)

Custom tabulations can be arranged on an ad hoc or regular basis. This service enables you to specify tables and time series to meet your own requirements. The cost varies according to the request. For more information, contact us toll-free at 1-866-873-8788 or e-mail us at statcan.labour-travail.statcan@canada.ca.

Schedule of LFS releases

Release date

- February 8, 2019
- March 8, 2019
- April 5, 2019
- May 10, 2019
- June 7, 2019
- July 5, 2019
- August 9, 2019
- September 6, 2019
- October 11, 2019
- November 8, 2019
- December 6, 2019
- January 10, 2020

Reference period

- January 13 to 19, 2019
- February 10 to 16, 2019
- March 10 to 16, 2019
- April 14 to 20, 2019
- May 12 to 18, 2019
- June 9 to 15, 2019
- July 14 to 20, 2019
- August 11 to 17, 2019
- September 15 to 21, 2019
- October 13 to 19, 2019
- November 10 to 16, 2019
- December 8 to 14, 2019

Table of contents

| | |
|---|-----------|
| <i>The Daily release</i> | 5 |
| Charts | 6 |
| Chart 1 Employment and unemployment rate, Canada, seasonally adjusted..... | 6 |
| Chart 2 Unemployment rate by province, October 2019..... | 7 |
| Chart 3 Employment indexes, Canada, seasonally adjusted | 8 |
| Chart 4 Unemployment, employment, and participation rates, Canada, seasonally adjusted | 9 |
| Chart 5 Employment indexes by industry, Canada, seasonally adjusted..... | 10 |
| Chart 6 Employment indexes by industry, Canada, seasonally adjusted..... | 11 |
| Chart 7 Employment indexes by industry, Canada, seasonally adjusted..... | 12 |
| Chart 8 Employment indexes by province, Canada, seasonally adjusted..... | 13 |
| Chart 9 Employment indexes by province, Canada, seasonally adjusted..... | 14 |
| Data quality | 15 |
| Related products | 17 |

Labour Force Information

The data tables within this publication were moved, and can now be accessed by selecting the link to the Labour Force Survey release in *The Daily* provided below.

***The Daily* release**

Please note that the analytical text and charts previously found in this publication continue to be available in *The Daily* (www150.statcan.gc.ca/n1/daily-quotidien/191108/dq191108a-eng.htm).

Labour Market Indicators

By Census Metropolitan Area: www150.statcan.gc.ca/n1/pub/71-607-x/71-607-x2017001-eng.htm

By Economic Region: www150.statcan.gc.ca/n1/pub/71-607-x/71-607-x2017002-eng.htm

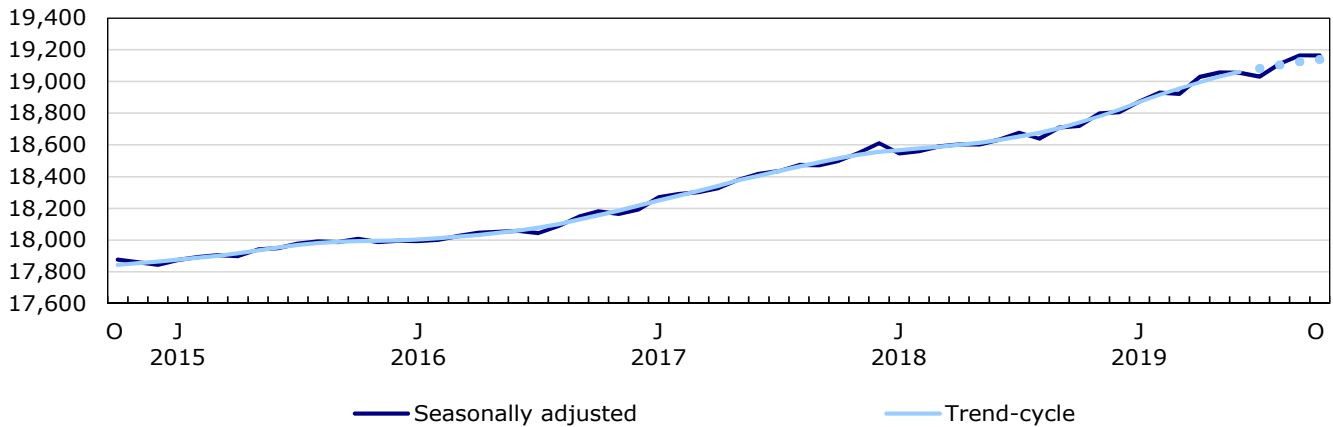
Labour Force Survey in brief: Interactive app: www150.statcan.gc.ca/n1/pub/14-20-0001/142000012018001-eng.htm

Charts

Chart 1
Employment and unemployment rate, Canada, seasonally adjusted

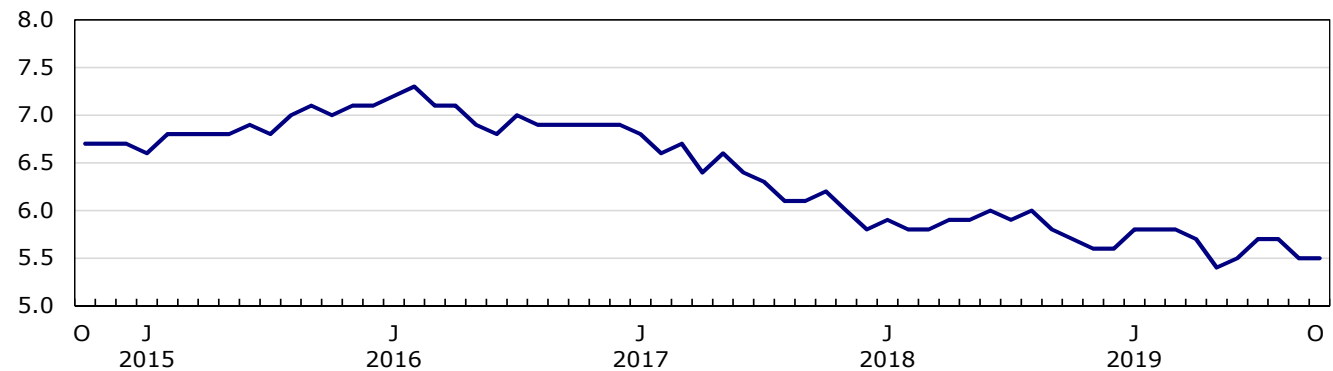
Employment

thousands



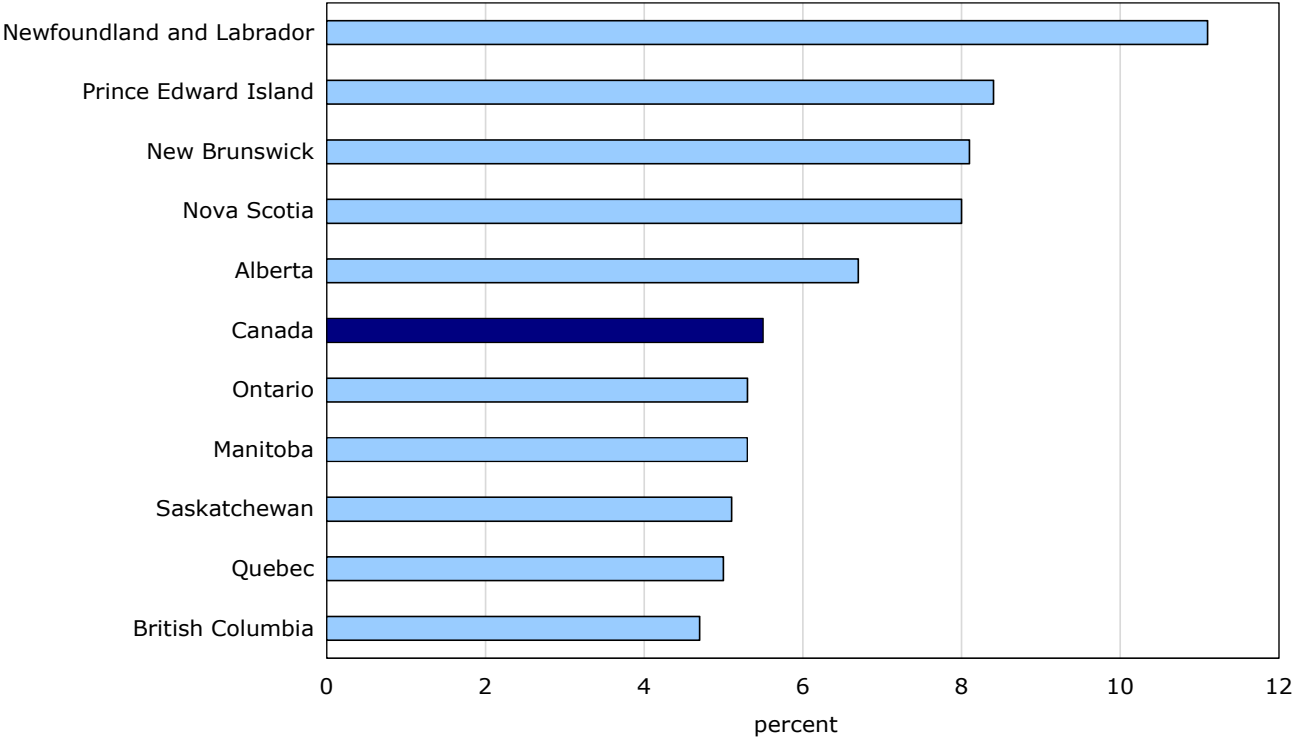
Unemployment rate

percent



Source: Statistics Canada, table 14-10-0287-01 (formerly CANSIM table 282-0087).

Chart 2
Unemployment rate by province, October 2019

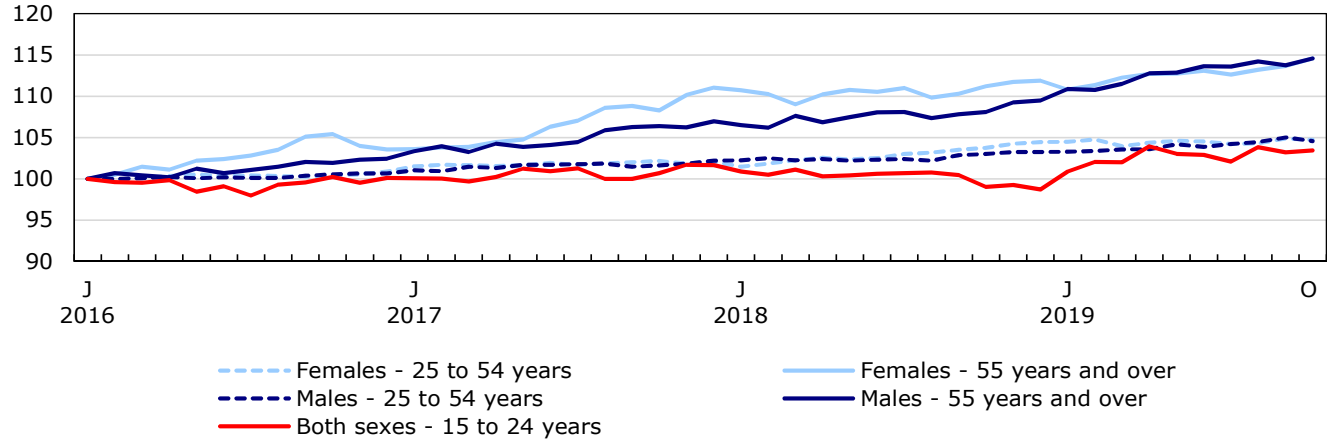


Source: Statistics Canada, table 14-10-0287-01 (formerly CANSIM table 282-0087).

Chart 3 Employment indexes, Canada, seasonally adjusted

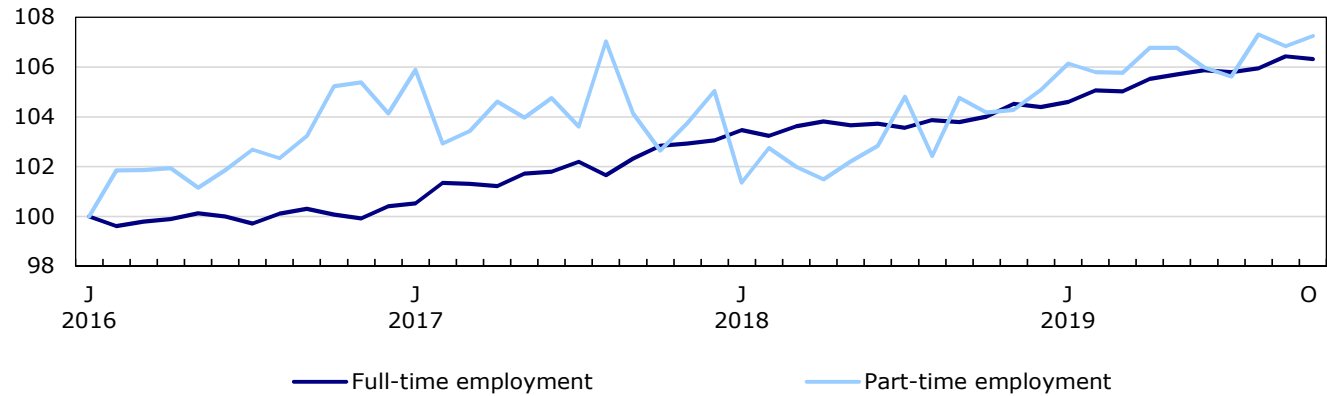
By sex and age group

January 2016=100



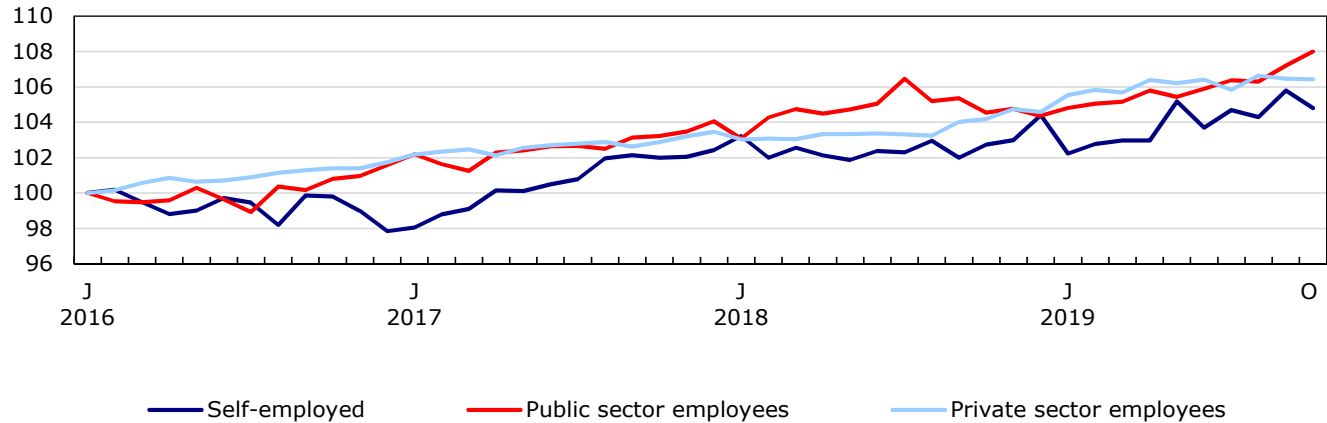
By full- and part-time employment

January 2016=100



By class of worker

January 2016=100

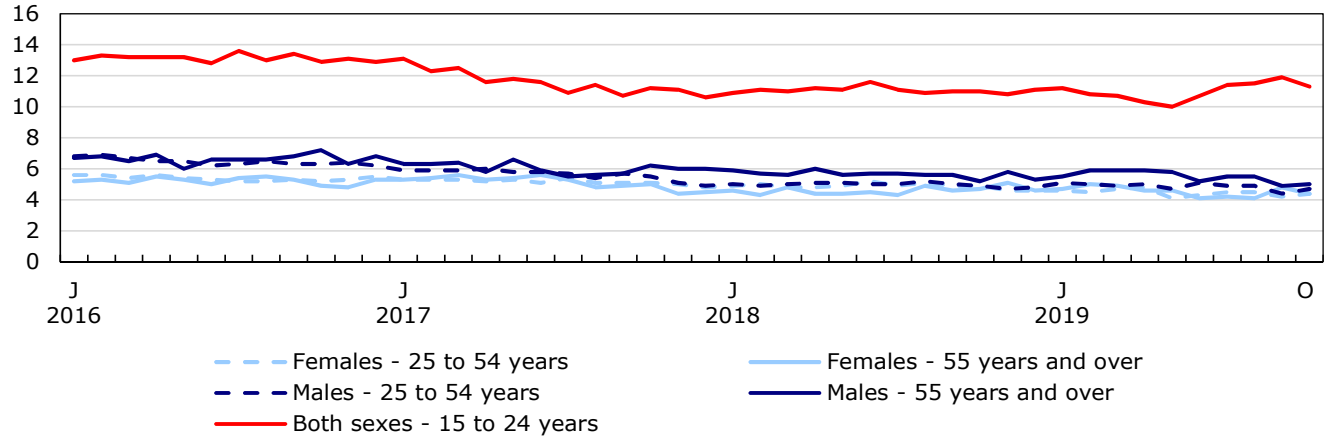


Sources: Statistics Canada, tables 14-10-0287-01 and 14-10-0288-01 (formerly CANSIM tables 282-0087 and 282-0089).

Chart 4 Unemployment, employment, and participation rates, Canada, seasonally adjusted

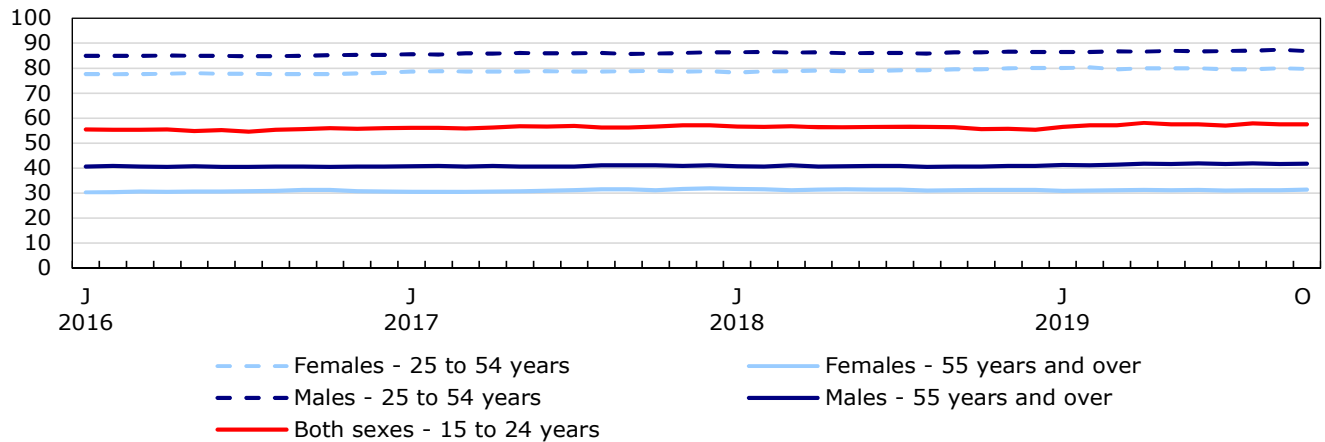
Unemployment rate

percent



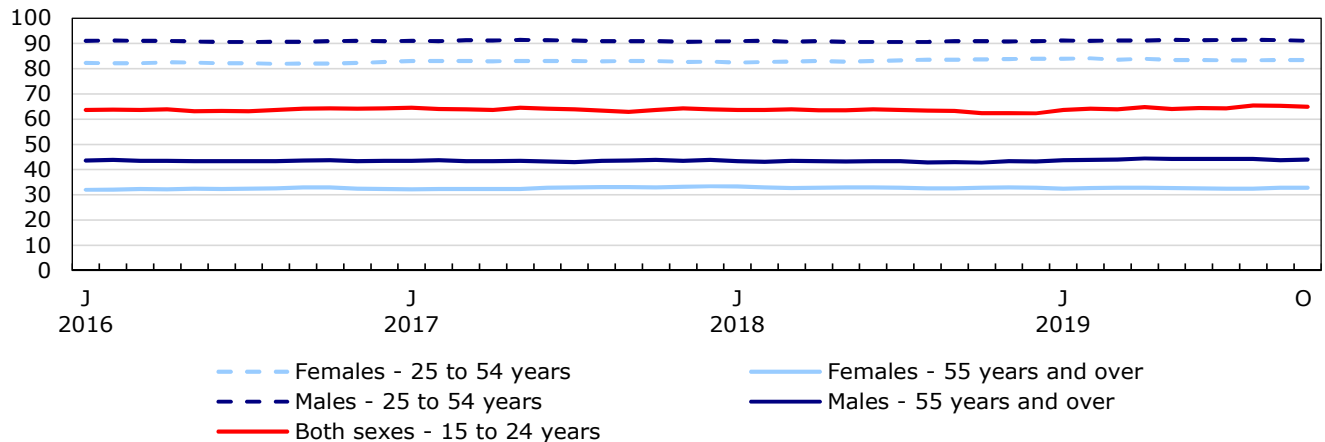
Employment rate

percent



Participation rate

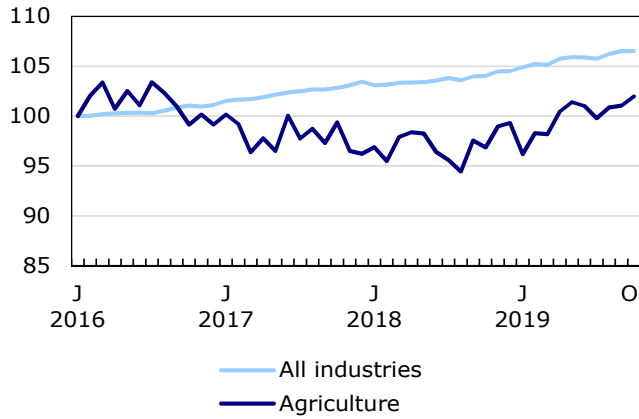
percent



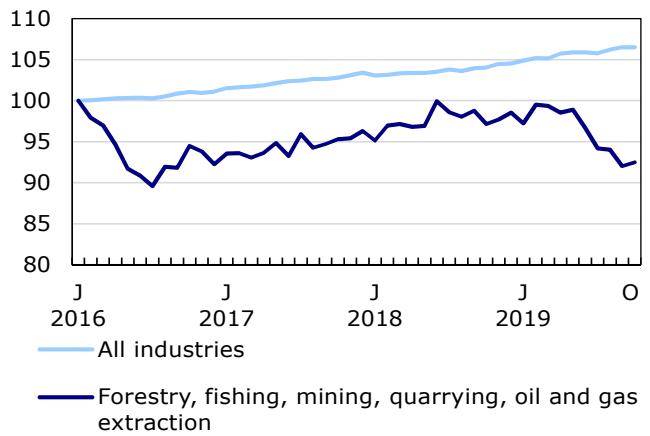
Source: Statistics Canada, table 14-10-0287-01 (formerly CANSIM table 282-0087).

Chart 5
Employment indexes by industry, Canada, seasonally adjusted

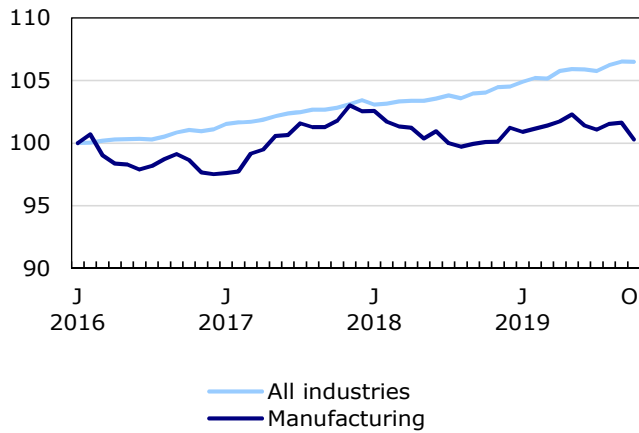
January 2016=100



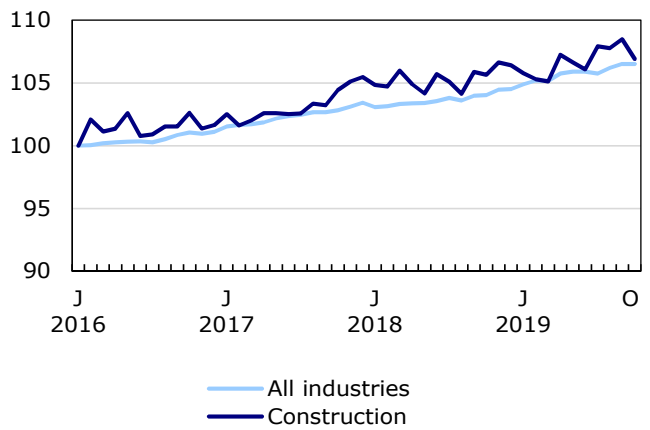
January 2016=100



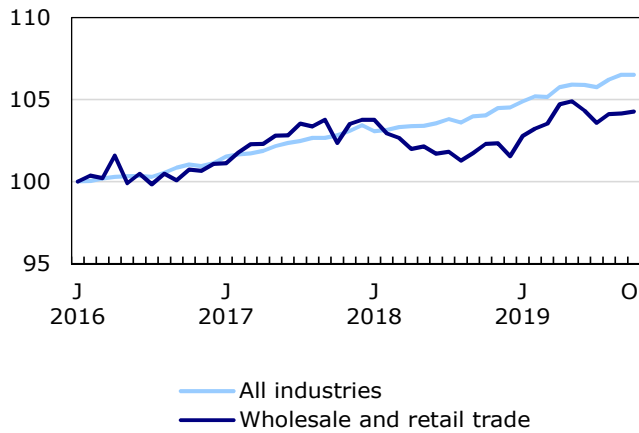
January 2016=100



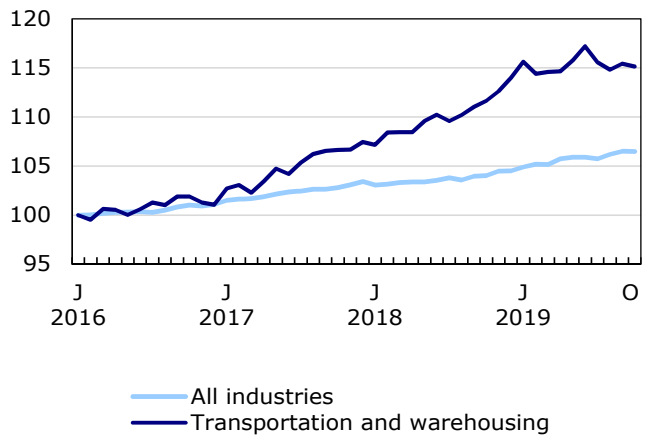
January 2016=100



January 2016=100



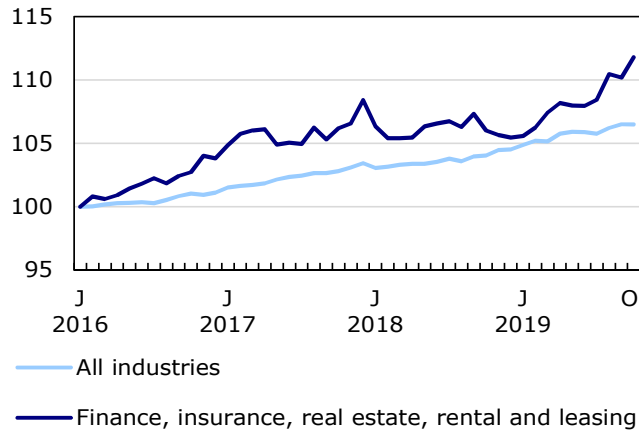
January 2016=100



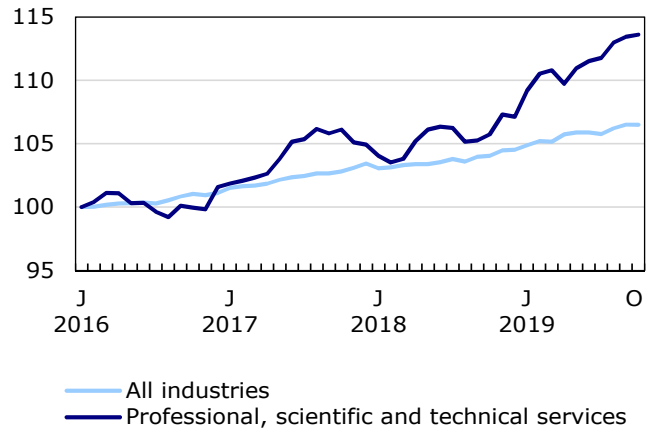
Source: Statistics Canada, table 14-10-0355-01 (formerly CANSIM table 282-0088).

Chart 6
Employment indexes by industry, Canada, seasonally adjusted

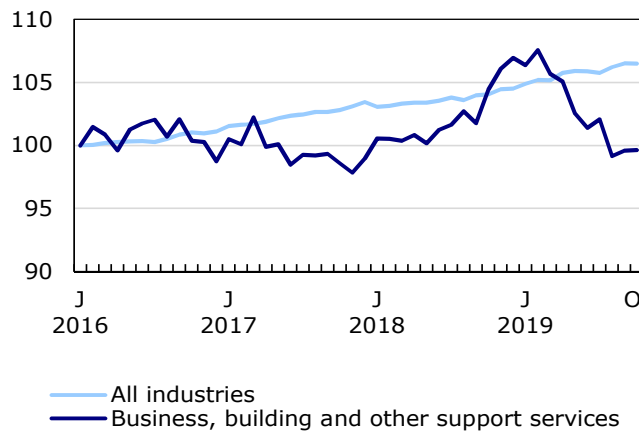
January 2016=100



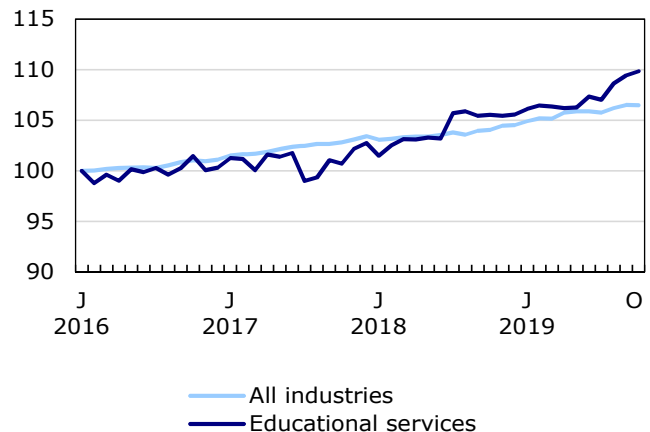
January 2016=100



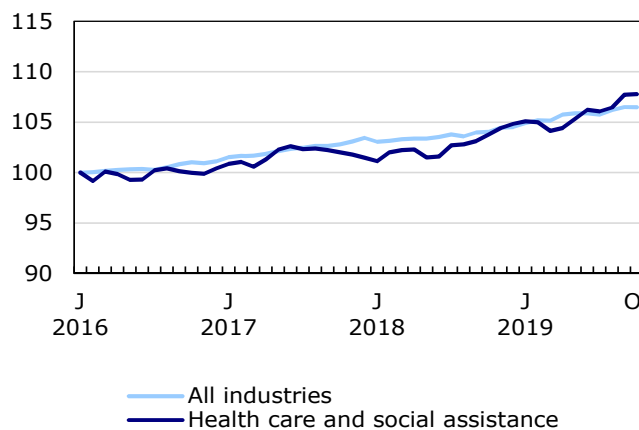
January 2016=100



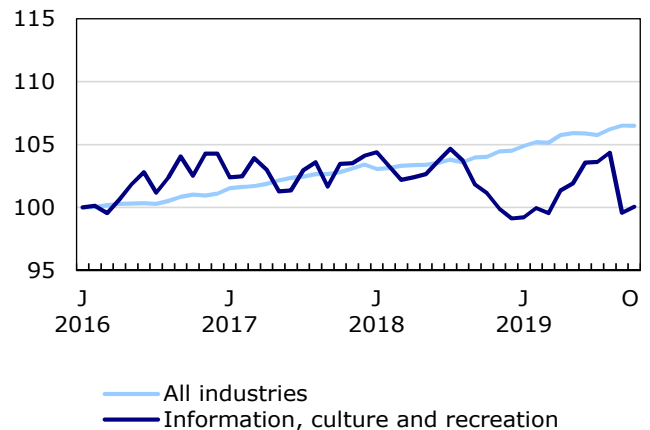
January 2016=100



January 2016=100



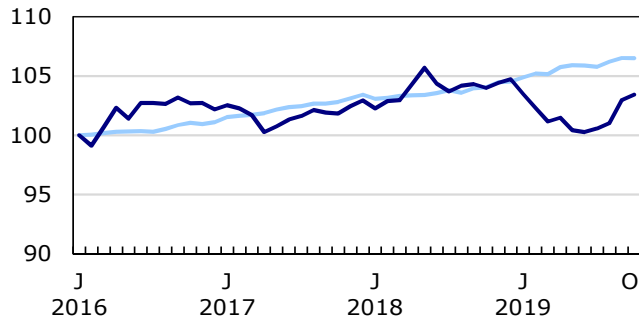
January 2016=100



Source: Statistics Canada, table 14-10-0355-01 (formerly CANSIM table 282-0088).

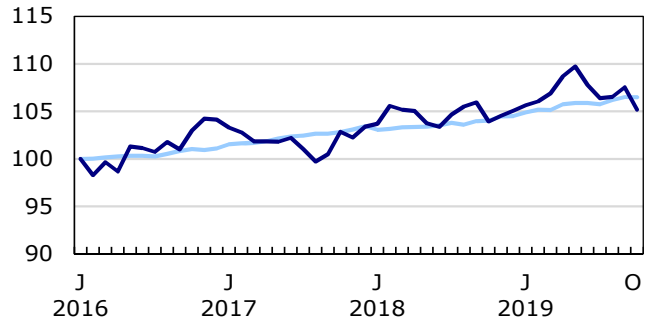
**Chart 7
Employment indexes by industry, Canada, seasonally adjusted**

January 2016=100



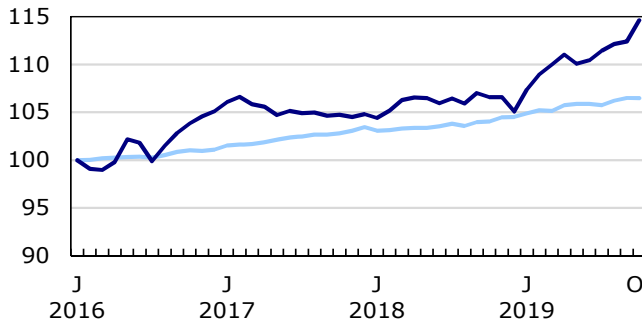
— All industries
— Accommodation and food services

January 2016=100



— All industries
— Other services (except public administration)

January 2016=100

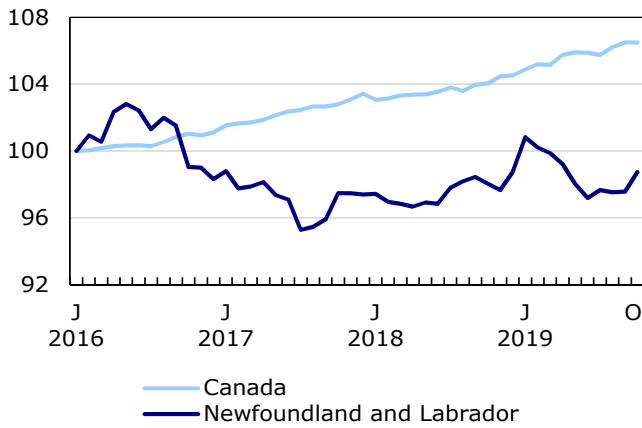


— All industries
— Public administration

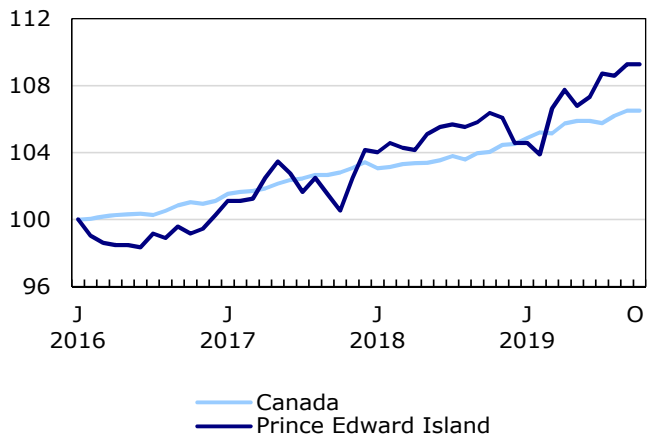
Source: Statistics Canada, table 14-10-0355-01 (formerly CANSIM table 282-0088).

Chart 8
Employment indexes by province, Canada, seasonally adjusted

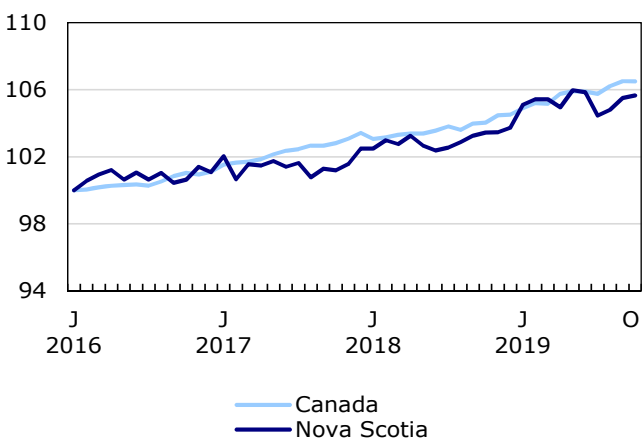
January 2016=100



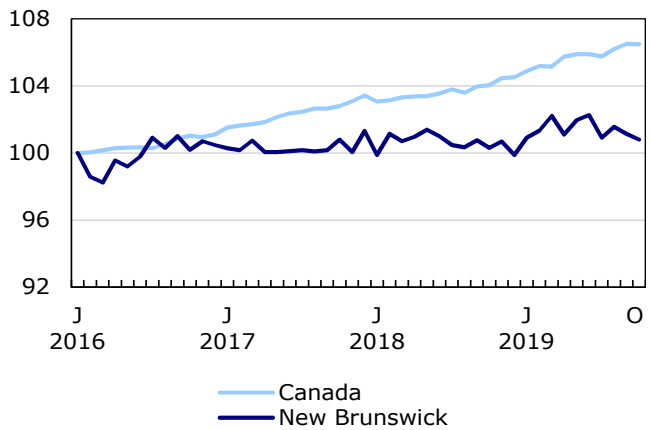
January 2016=100



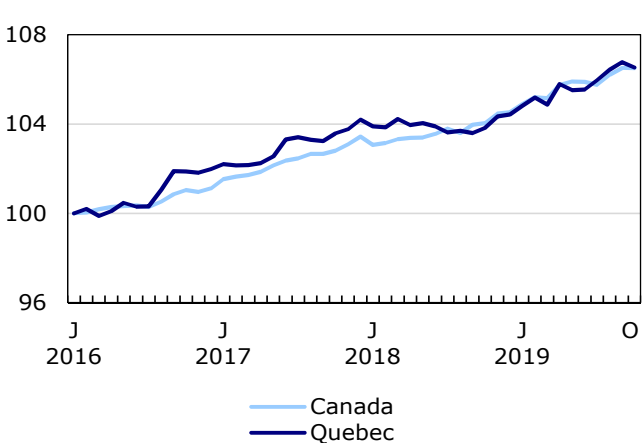
January 2016=100



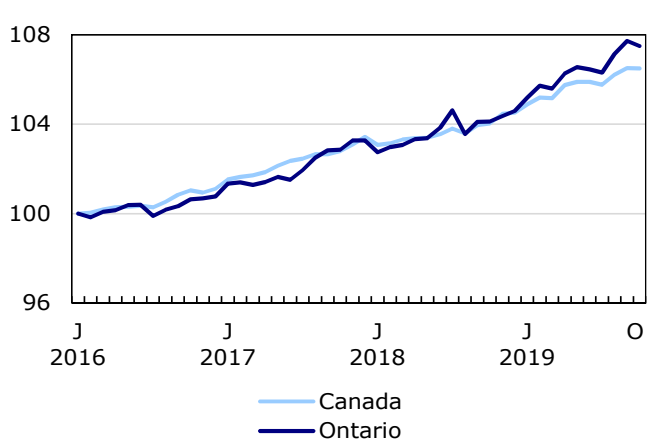
January 2016=100



January 2016=100



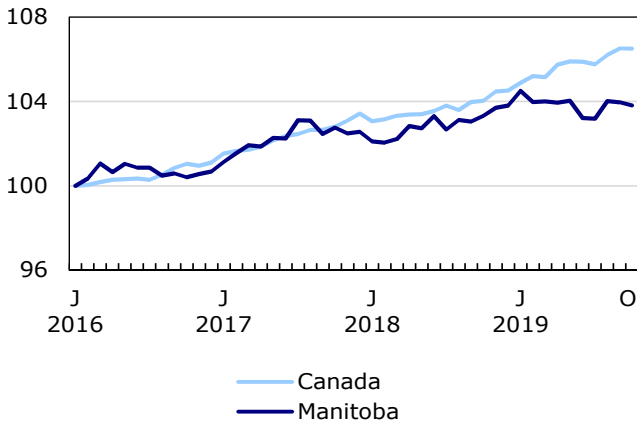
January 2016=100



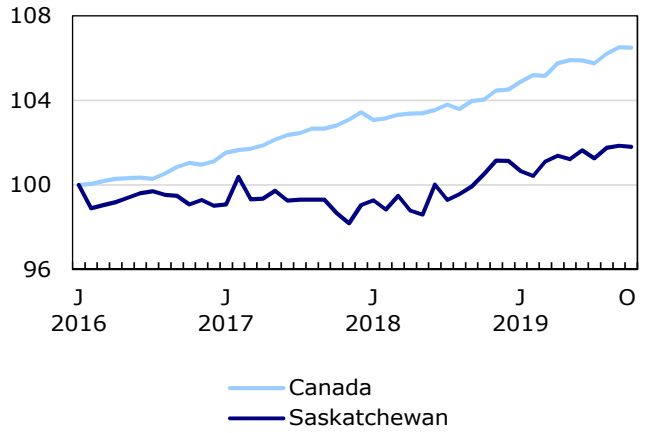
Source: Statistics Canada, table 14-10-0287-01 (formerly CANSIM table 282-0087).

Chart 9
Employment indexes by province, Canada, seasonally adjusted

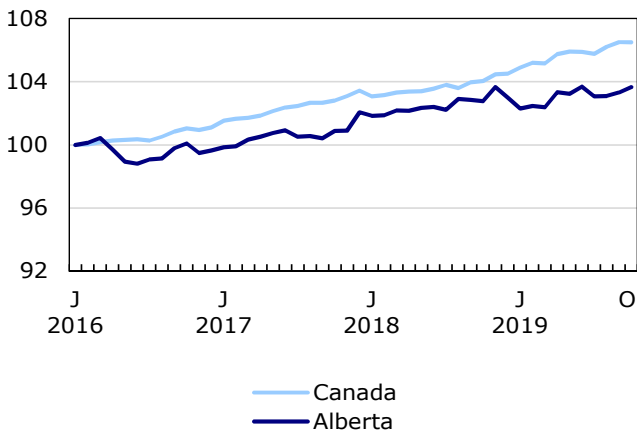
January 2016=100



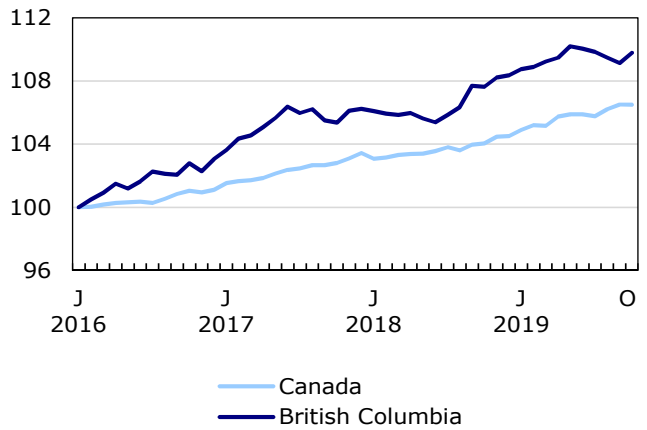
January 2016=100



January 2016=100



January 2016=100



Source: Statistics Canada, table 14-10-0287-01 (formerly CANSIM table 282-0087).

Data quality

Definitions and explanations

The **labour force** is composed of civilian, non-institutionalized persons 15 years of age and over who, during the reference week, were employed or unemployed.

Employed persons are those who, during the reference week:

- (a) did any work at all at a job or business; that is, paid work in the context of an employer-employee relationship, or self-employment. It also includes persons who did unpaid family work, which is defined as unpaid work contributing directly to the operation of a farm, business or professional practice owned and operated by a related member of the same household; or
- (b) had a job but were not at work due to illness or disability, personal or family responsibilities, vacation or labour dispute. This category excludes persons not at work because they were on layoff or between casual jobs, and those who did not then have a job (even if they had a job to start at a future date).

Full-time employment consists of persons who usually work 30 hours or more per week at their main or only job.

Part-time employment consists of persons who usually work less than 30 hours per week at their main or only job. This information is available for those currently employed or who last worked within the previous year.

Unemployed persons are those who, during the reference week:

- (a) were without work, but had looked for work in the past four weeks ending with the reference period and were available for work; or
- (b) were on temporary layoff due to business conditions, with an expectation of recall, and were available for work; or
- (c) were without work, but had a job to start within four weeks from the reference period and were available for work.

Civilian, non-institutionalized persons 15 years of age and over who, during the reference week, were neither employed nor unemployed are classified as **not in the labour force**. This includes persons who, during the reference period, were either unable to work or unavailable for work. It also includes persons who were without work and who had neither looked for work in the past four weeks, nor had a job to start within four weeks of the reference period.

The **unemployment rate** represents the number of unemployed persons expressed as a percentage of the labour force (employed and unemployed). The unemployment rate for a particular group (for example, one defined by age, sex, or marital status) is the number of unemployed persons in that group expressed as a percentage of the labour force for that same group.

The **participation rate** represents the total labour force expressed as a percentage of the population aged 15 years and over. The participation rate for a particular group (for example, women aged 25 years and over) is the labour force of that group expressed as a percentage of the population for that group.

The **employment rate** represents the number of employed persons expressed as a percentage of the population aged 15 years and over. The employment rate for a particular group (for example, one defined by age, sex, marital status, or province) is the number employed in that group expressed as a percentage of the population for that group.

All geographic regions are based on the 2011 Census boundaries.

Seasonal adjustment

Fluctuations in economic time series are caused by seasonal, cyclical and irregular movements. A seasonally adjusted series is one from which seasonal movements have been eliminated. Seasonal movements are defined as those which are caused by regular annual events such as climate change, holidays, vacation periods, cycles related to crops, and production and retail sales associated with Christmas and Easter. It should be noted that the seasonally adjusted series contain irregular as well as longer-term cyclical fluctuations.

The seasonally adjusted series are revised each year to take into account current data and to generate new forecast factors for the next twelve months. The data are therefore subject to slight revisions in future issues of this publication.

For more information on seasonal adjustment, see *Seasonally adjusted data – Frequently asked questions*.

Documentation

For more detailed information about the Labour Force Survey, see the following documents:

- Overview of the Labour Force Survey (LFS) 3701
- *Guide to the Labour Force Survey* (71-543-G)
- *Methodology of the Canadian Labour Force Survey* (71-526-X)
- *LFS geographical maps*

Related products

Publications

| | |
|-----------------|--|
| 71-526-X | Methodology of the Canadian Labour Force Survey |
| 71-543-G | Guide to the Labour Force Survey |
| 71-587-X | Aboriginal Peoples Living Off-reserve in Western Canada: Estimates from the Labour Force Survey |
| 71-588-X | The Aboriginal Labour Force Analysis Series |
| 71-606-X | The Immigrant Labour Force Analysis Series |
| 71F0031X | Improvements to the Labour Force Survey (LFS) |
| 71M0001X | Labour Force Survey Microdata File |
| 75-004-M | Labour Statistics: Research Papers |
| 75-005-M | Labour Statistics: Technical Papers |
| 71-607-X2017001 | Labour Market Indicators, by province and census metropolitan area, seasonally adjusted |
| 71-607-X2017002 | Labour Market Indicators, by province, territory and economic region, unadjusted for seasonality |
| 142000012018001 | Labour Force Survey in brief: Interactive app |

Tables

| | |
|---------------|--|
| 14-10-0190-01 | (formerly CANSIM table 279-0029) Work absence of full-time employees by geography, annual |
| 14-10-0191-01 | (formerly CANSIM table 279-0030) Work absence of full-time employees by industry, annual |
| 14-10-0193-01 | (formerly CANSIM table 279-0032) Work absence of full-time employees by age group, annual |
| 14-10-0194-01 | (formerly CANSIM table 279-0033) Work absence of full-time employees by sex and presence of children, annual |
| 14-10-0195-01 | (formerly CANSIM table 279-0034) Work absence of full-time employees by job tenure, annual |
| 14-10-0196-01 | (formerly CANSIM table 279-0035) Work absence of full-time employees by public and private sector, annual |
| 14-10-0197-01 | (formerly CANSIM table 279-0036) Work absence of full-time employees by educational attainment, annual |
| 14-10-0198-01 | (formerly CANSIM table 279-0037) Work absence of full-time employees by establishment size, annual |
| 14-10-0199-01 | (formerly CANSIM table 279-0038) Work absence of full-time employees by job permanency, annual |
| 14-10-0200-01 | (formerly CANSIM table 279-0039) Work absence of full-time employees by union coverage, annual |
| 14-10-0285-01 | (formerly CANSIM table 279-0040) Work absence of full-time employees by occupation, annual |
| 14-10-0017-01 | (formerly CANSIM table 282-0001) Labour force characteristics by sex and detailed age group, monthly, unadjusted for seasonality |
| 14-10-0017-02 | (formerly CANSIM table 282-0001) Labour force characteristics by province, monthly, unadjusted for seasonality |
| 14-10-0018-01 | (formerly CANSIM table 282-0002) Labour force characteristics by sex and detailed age group, annual |
| 14-10-0019-01 | (formerly CANSIM table 282-0003) Labour force characteristics by educational attainment, monthly, unadjusted for seasonality |
| 14-10-0020-01 | (formerly CANSIM table 282-0004) Unemployment rate, participation rate and employment rate by educational attainment, annual |
| 14-10-0021-01 | (formerly CANSIM table 282-0005) Unemployment rate, participation rate, and employment rate by type of student during school months, monthly, unadjusted for seasonality |
| 14-10-0286-01 | (formerly CANSIM table 282-0006) Unemployment rate and employment rate by type of student during summer months, monthly, unadjusted for seasonality, last 5 months |
| 14-10-0286-02 | (formerly CANSIM table 282-0006) Labour force characteristics by type of student during summer months, monthly, unadjusted for seasonality |
| 14-10-0286-03 | (formerly CANSIM table 282-0006) Labour force characteristics by province and type of student during summer months, monthly, unadjusted for seasonality |
| 14-10-0022-01 | (formerly CANSIM table 282-0007) Labour force characteristics by industry, monthly, unadjusted for seasonality |
| 14-10-0023-01 | (formerly CANSIM table 282-0008) Labour force characteristics by industry, annual |
| 14-10-0026-01 | (formerly CANSIM table 282-0011) Employment by class of worker, monthly, unadjusted for seasonality |
| 14-10-0027-01 | (formerly CANSIM table 282-0012) Employment by class of worker, annual |
| 14-10-0028-01 | (formerly CANSIM table 282-0013) Part-time employment by reason, monthly, unadjusted for seasonality |
| 14-10-0029-01 | (formerly CANSIM table 282-0014) Part-time employment by reason, annual |
| 14-10-0030-01 | (formerly CANSIM table 282-0015) Usual hours worked by job type (main or all jobs), monthly, unadjusted for seasonality |
| 14-10-0031-01 | (formerly CANSIM table 282-0016) Usual hours worked by job type (main or all jobs), annual |
| 14-10-0032-01 | (formerly CANSIM table 282-0017) Actual hours worked by job type (main or all jobs), monthly, unadjusted for seasonality |
| 14-10-0033-01 | (formerly CANSIM table 282-0018) Actual hours worked by job type (main or all jobs), annual |
| 14-10-0034-01 | (formerly CANSIM table 282-0019) Usual hours worked by industry, monthly, unadjusted for seasonality |
| 14-10-0035-01 | (formerly CANSIM table 282-0020) Usual hours worked by industry, annual |
| 14-10-0036-01 | (formerly CANSIM table 282-0021) Actual hours worked by industry, monthly, unadjusted for seasonality |
| 14-10-0037-01 | (formerly CANSIM table 282-0022) Actual hours worked by industry, annual |
| 14-10-0042-01 | (formerly CANSIM table 282-0027) Average usual and actual hours worked in a reference week by type of work (full- and part-time), monthly, unadjusted for seasonality |
| 14-10-0043-01 | (formerly CANSIM table 282-0028) Average usual and actual hours worked in a reference week by type of work (full- and part-time), annual |

| | |
|---------------|---|
| 14-10-0044-01 | (formerly CANSIM table 282-0031) Multiple jobholders by industry, annual |
| 14-10-0045-01 | (formerly CANSIM table 282-0032) Multiple jobholders by industry, monthly, unadjusted for seasonality |
| 14-10-0048-01 | (formerly CANSIM table 282-0035) Multiple jobholders by usual hours worked at all jobs, monthly, unadjusted for seasonality |
| 14-10-0048-02 | (formerly CANSIM table 282-0035) Multiple jobholders by usual hours worked at main job, monthly, unadjusted for seasonality |
| 14-10-0049-01 | (formerly CANSIM table 282-0036) Multiple jobholders by usual hours worked at all jobs, annual |
| 14-10-0049-02 | (formerly CANSIM table 282-0036) Multiple jobholders by usual hours worked at main job, annual |
| 14-10-0050-01 | (formerly CANSIM table 282-0037) Job tenure by type of work (full- and part-time), monthly, unadjusted for seasonality |
| 14-10-0051-01 | (formerly CANSIM table 282-0038) Job tenure by type of work (full- and part-time), annual |
| 14-10-0054-01 | (formerly CANSIM table 282-0041) Job tenure by industry, monthly, unadjusted for seasonality |
| 14-10-0055-01 | (formerly CANSIM table 282-0042) Job tenure by industry, annual |
| 14-10-0057-01 | (formerly CANSIM table 282-0048) Duration of unemployment, annual |
| 14-10-0058-01 | (formerly CANSIM table 282-0049) Unemployment by type of work sought and search method, monthly, unadjusted for seasonality |
| 14-10-0059-01 | (formerly CANSIM table 282-0050) Unemployment by type of work sought and search method, annual |
| 14-10-0060-01 | (formerly CANSIM table 282-0051) Retirement age by class of worker, annual |
| 14-10-0063-01 | (formerly CANSIM table 282-0071) Employee wages by industry, monthly, unadjusted for seasonality |
| 14-10-0064-01 | (formerly CANSIM table 282-0072) Employee wages by industry, annual |
| 14-10-0065-01 | (formerly CANSIM table 282-0073) Employee wages by job permanency and union coverage, monthly, unadjusted for seasonality |
| 14-10-0066-01 | (formerly CANSIM table 282-0074) Employee wages by job permanency and union coverage, annual |
| 14-10-0067-01 | (formerly CANSIM table 282-0075) Employment by establishment size, monthly, unadjusted for seasonality |
| 14-10-0068-01 | (formerly CANSIM table 282-0076) Employment by establishment size, annual |
| 14-10-0069-01 | (formerly CANSIM table 282-0077) Union coverage by industry, monthly, unadjusted for seasonality |
| 14-10-0070-01 | (formerly CANSIM table 282-0078) Union coverage by industry, annual |
| 14-10-0071-01 | (formerly CANSIM table 282-0079) Job permanency (permanent and temporary) by industry, monthly, unadjusted for seasonality |
| 14-10-0072-01 | (formerly CANSIM table 282-0080) Job permanency (permanent and temporary) by industry, annual |
| 14-10-0075-01 | (formerly CANSIM table 282-0083) Employees working overtime (weekly) by industry, monthly, unadjusted for seasonality |
| 14-10-0076-01 | (formerly CANSIM table 282-0084) Employees working overtime (weekly) by industry, annual |
| 14-10-0077-01 | (formerly CANSIM table 282-0085) Supplementary unemployment rates, monthly, unadjusted for seasonality |
| 14-10-0078-01 | (formerly CANSIM table 282-0086) Supplementary unemployment rates, annual |
| 14-10-0287-01 | (formerly CANSIM table 282-0087) Labour force characteristics, monthly, seasonally adjusted and trend-cycle, last 5 months |
| 14-10-0287-02 | (formerly CANSIM table 282-0087) Labour force characteristics by age group, monthly, seasonally adjusted |
| 14-10-0287-03 | (formerly CANSIM table 282-0087) Labour force characteristics by province, monthly, seasonally adjusted |
| 14-10-0355-01 | (formerly CANSIM table 282-0088) Employment by industry, monthly, seasonally adjusted and unadjusted, last 5 months |
| 14-10-0355-02 | (formerly CANSIM table 282-0088) Employment by industry, monthly, seasonally adjusted |
| 14-10-0288-01 | (formerly CANSIM table 282-0089) Employment by class of worker, monthly, seasonally adjusted and unadjusted, last 5 months |
| 14-10-0288-02 | (formerly CANSIM table 282-0089) Employment by class of worker, monthly, seasonally adjusted |
| 14-10-0289-01 | (formerly CANSIM table 282-0092) Actual hours worked at main job by industry, monthly, seasonally adjusted, last 5 months |
| 14-10-0289-02 | (formerly CANSIM table 282-0092) Actual hours worked at main job by industry, monthly, seasonally adjusted |
| 14-10-0291-01 | (formerly CANSIM table 282-0094) Labour force characteristics by industry, monthly, seasonally adjusted, last 5 months |
| 14-10-0291-02 | (formerly CANSIM table 282-0094) Labour force characteristics by industry, monthly, seasonally adjusted |
| 14-10-0081-01 | (formerly CANSIM table 282-0095) Unemployment rate, participation rate, and employment rate by type of student during school months, annual |
| 14-10-0292-01 | (formerly CANSIM table 282-0100) Labour force characteristics by territory, three-month moving average, seasonally adjusted and unadjusted, last 5 months |
| 14-10-0292-02 | (formerly CANSIM table 282-0100) Labour force characteristics by territory, three-month moving average, seasonally adjusted |
| 14-10-0082-01 | (formerly CANSIM table 282-0101) Labour force characteristics by immigrant status, three-month moving average, unadjusted for seasonality |
| 14-10-0083-01 | (formerly CANSIM table 282-0102) Labour force characteristics by immigrant status, annual |
| 14-10-0084-01 | (formerly CANSIM table 282-0103) Labour force characteristics of immigrants by sex and age group, three-month moving average, unadjusted for seasonality |
| 14-10-0085-01 | (formerly CANSIM table 282-0104) Labour force characteristics of immigrants by sex and age group, annual |
| 14-10-0086-01 | (formerly CANSIM table 282-0105) Labour force characteristics of immigrants by educational attainment, three-month moving average, unadjusted for seasonality |
| 14-10-0087-01 | (formerly CANSIM table 282-0106) Labour force characteristics of immigrants by educational attainment, annual |
| 14-10-0088-01 | (formerly CANSIM table 282-0107) Labour force characteristics of immigrants by country of birth, three-month moving average, unadjusted for seasonality |
| 14-10-0089-01 | (formerly CANSIM table 282-0108) Labour force characteristics of immigrants by country of birth, annual |
| 14-10-0293-01 | (formerly CANSIM table 282-0122) Labour force characteristics by economic region, three-month moving average, unadjusted for seasonality, last 5 months |
| 14-10-0293-02 | (formerly CANSIM table 282-0122) Labour force characteristics by economic region, three-month moving average, unadjusted for seasonality |
| 14-10-0090-01 | (formerly CANSIM table 282-0123) Labour force characteristics by province, territory and economic region, annual |
| 14-10-0091-01 | (formerly CANSIM table 282-0124) Employment by industry, three-month moving average, unadjusted for seasonality, provinces and economic regions |
| 14-10-0092-01 | (formerly CANSIM table 282-0125) Employment by industry, annual, provinces and economic regions |

| | |
|---------------|---|
| 14-10-0095-01 | (formerly CANSIM table 282-0128) Labour force characteristics by census metropolitan area, three-month moving average, unadjusted for seasonality |
| 14-10-0096-01 | (formerly CANSIM table 282-0129) Labour force characteristics by census metropolitan area, annual |
| 14-10-0097-01 | (formerly CANSIM table 282-0130) Employment by industry, three-month moving average, unadjusted for seasonality, census metropolitan areas |
| 14-10-0098-01 | (formerly CANSIM table 282-0131) Employment by industry, annual, census metropolitan areas |
| 14-10-0102-01 | (formerly CANSIM table 282-0134) Labour force characteristics by census agglomeration, annual |
| 14-10-0294-01 | (formerly CANSIM table 282-0135) Labour force characteristics by census metropolitan area, three-month moving average, seasonally adjusted and unadjusted, last 5 months |
| 14-10-0294-02 | (formerly CANSIM table 282-0135) Labour force characteristics by census metropolitan area, three-month moving average, seasonally adjusted |
| 14-10-0295-01 | (formerly CANSIM table 282-0136) Labour force characteristics by Montréal, Toronto and Vancouver census metropolitan areas, seasonally adjusted and unadjusted, last 5 months |
| 14-10-0295-02 | (formerly CANSIM table 282-0136) Labour force characteristics by Montréal, Toronto and Vancouver census metropolitan areas, monthly, seasonally adjusted |
| 14-10-0105-01 | (formerly CANSIM table 282-0137) Employment and unemployment rate, monthly, unadjusted for seasonality, population centres and rural areas |
| 14-10-0106-01 | (formerly CANSIM table 282-0138) Employment and unemployment rate, annual, population centres and rural areas |
| 14-10-0107-01 | (formerly CANSIM table 282-0139) Employment by class of worker and industry, monthly, unadjusted for seasonality, population centres and rural areas |
| 14-10-0108-01 | (formerly CANSIM table 282-0140) Employment by class of worker and industry, annual, population centres and rural areas |
| 14-10-0296-01 | (formerly CANSIM table 282-0141) Labour force characteristics by occupation, monthly, unadjusted for seasonality |
| 14-10-0297-01 | (formerly CANSIM table 282-0142) Labour force characteristics by occupation, annual |
| 14-10-0298-01 | (formerly CANSIM table 282-0143) Usual hours worked by occupation, monthly, unadjusted for seasonality |
| 14-10-0299-01 | (formerly CANSIM table 282-0144) Usual hours worked by occupation, annual |
| 14-10-0300-01 | (formerly CANSIM table 282-0145) Actual hours worked by occupation, monthly, unadjusted for seasonality |
| 14-10-0301-01 | (formerly CANSIM table 282-0146) Actual hours worked by occupation, annual |
| 14-10-0302-01 | (formerly CANSIM table 282-0147) Multiple jobholders by occupation, monthly, unadjusted for seasonality |
| 14-10-0303-01 | (formerly CANSIM table 282-0148) Multiple jobholders by occupation, annual |
| 14-10-0304-01 | (formerly CANSIM table 282-0149) Job tenure by occupation, monthly, unadjusted for seasonality |
| 14-10-0305-01 | (formerly CANSIM table 282-0150) Job tenure by occupation, annual |
| 14-10-0306-01 | (formerly CANSIM table 282-0151) Employee wages by occupation, monthly, unadjusted for seasonality |
| 14-10-0307-01 | (formerly CANSIM table 282-0152) Employee wages by occupation, annual |
| 14-10-0308-01 | (formerly CANSIM table 282-0153) Employees working overtime (weekly) by occupation, monthly, unadjusted for seasonality |
| 14-10-0309-01 | (formerly CANSIM table 282-0154) Employees working overtime (weekly) by occupation, annual |
| 14-10-0310-01 | (formerly CANSIM table 282-0155) Employment by occupation, monthly, seasonally adjusted, last 5 months |
| 14-10-0310-02 | (formerly CANSIM table 282-0155) Employment by occupation, monthly, seasonally adjusted |
| 14-10-0311-01 | (formerly CANSIM table 282-0156) Employment by economic regions and occupation, three-month moving average, unadjusted for seasonality |
| 14-10-0312-01 | (formerly CANSIM table 282-0157) Employment by economic regions and occupation, annual |
| 14-10-0313-01 | (formerly CANSIM table 282-0158) Employment by census metropolitan areas and occupation, three-month moving average, unadjusted for seasonality |
| 14-10-0314-01 | (formerly CANSIM table 282-0159) Employment by census metropolitan areas and occupation, annual |
| 14-10-0315-01 | (formerly CANSIM table 282-0160) Weekly wage distributions by occupation, monthly, unadjusted for seasonality |
| 14-10-0316-01 | (formerly CANSIM table 282-0161) Weekly wage distributions by occupation, annual |
| 14-10-0317-01 | (formerly CANSIM table 282-0162) Hourly wage distributions by occupation, monthly, unadjusted for seasonality |
| 14-10-0318-01 | (formerly CANSIM table 282-0163) Hourly wage distributions by occupation, annual |
| 14-10-0319-01 | (formerly CANSIM table 282-0164) Union status by occupation |
| 14-10-0104-01 | (formerly CANSIM table 282-0165) Employment by Aboriginal group and occupation |
| 14-10-0363-01 | (formerly CANSIM table 282-0166) Employment by Aboriginal group and occupation, selected provinces and regions |
| 14-10-0320-01 | (formerly CANSIM table 282-0167) Average usual hours and wages by selected characteristics, monthly, unadjusted for seasonality, last 5 months |
| 14-10-0320-02 | (formerly CANSIM table 282-0167) Average usual hours and wages by selected characteristics, monthly, unadjusted for seasonality |
| 14-10-0354-01 | (formerly CANSIM table 282-0168) Regional unemployment rates used by the Employment Insurance program, three-month moving average, seasonally adjusted |
| 14-10-0109-01 | (formerly CANSIM table 282-0200) Weekly wage distributions by type of work, monthly, unadjusted for seasonality |
| 14-10-0110-01 | (formerly CANSIM table 282-0201) Weekly wage distributions by type of work, annual |
| 14-10-0113-01 | (formerly CANSIM table 282-0204) Hourly wage distributions by type of work, monthly, unadjusted for seasonality |
| 14-10-0114-01 | (formerly CANSIM table 282-0205) Hourly wage distributions by type of work, annual |
| 14-10-0117-01 | (formerly CANSIM table 282-0208) Labour force characteristics by educational degree, monthly, unadjusted for seasonality |
| 14-10-0118-01 | (formerly CANSIM table 282-0209) Labour force characteristics by educational degree, annual |
| 14-10-0119-01 | (formerly CANSIM table 282-0210) Labour force characteristics by family age composition, monthly, unadjusted for seasonality |
| 14-10-0120-01 | (formerly CANSIM table 282-0211) Labour force characteristics by family age composition, annual |
| 14-10-0121-01 | (formerly CANSIM table 282-0212) Hours lost by reason of absence, monthly, unadjusted for seasonality |
| 14-10-0122-01 | (formerly CANSIM table 282-0213) Hours lost by reason of absence, annual |
| 14-10-0123-01 | (formerly CANSIM table 282-0214) Activity prior to unemployment, monthly, unadjusted for seasonality |
| 14-10-0124-01 | (formerly CANSIM table 282-0215) Activity prior to unemployment, annual |

| | |
|---------------|---|
| 14-10-0125-01 | (formerly CANSIM table 282-0216) Reason for leaving job during previous year, monthly, unadjusted for seasonality |
| 14-10-0126-01 | (formerly CANSIM table 282-0217) Reason for leaving job during previous year, annual |
| 14-10-0127-01 | (formerly CANSIM table 282-0218) Reason for not looking for work, monthly, unadjusted for seasonality |
| 14-10-0128-01 | (formerly CANSIM table 282-0219) Reason for not looking for work, annual |
| 14-10-0129-01 | (formerly CANSIM table 282-0220) Union status by geography |
| 14-10-0130-01 | (formerly CANSIM table 282-0221) Union status by education level |
| 14-10-0132-01 | (formerly CANSIM table 282-0223) Union status by industry |
| 14-10-0133-01 | (formerly CANSIM table 282-0224) Union status by establishment size |
| 14-10-0134-01 | (formerly CANSIM table 282-0225) Average weekly earnings, average hourly wage rate and average usual weekly hours by union status, annual |
| 14-10-0364-01 | (formerly CANSIM table 282-0226) Labour force characteristics by province, region and Aboriginal group |
| 14-10-0365-01 | (formerly CANSIM table 282-0227) Labour force characteristics by region and detailed Aboriginal group |
| 14-10-0359-01 | (formerly CANSIM table 282-0228) Labour force characteristics by Aboriginal group and educational attainment |
| 14-10-0366-01 | (formerly CANSIM table 282-0229) Employment by Aboriginal group and industry |
| 14-10-0367-01 | (formerly CANSIM table 282-0230) Employment by geography, Aboriginal group and industry |
| 14-10-0370-01 | (formerly CANSIM table 282-0233) Average hourly and weekly wages and average usual weekly hours by Aboriginal group |
| 14-10-0342-01 | Duration of unemployment, monthly, seasonally adjusted |

Survey

| | |
|------|---------------------|
| 3701 | Labour Force Survey |
|------|---------------------|

Summary tables

Effective June 4, 2018, all but two summary tables were discontinued:

Canada: Economic and financial data

Latest statistics

Links to the table replacements are provided below.

Tables

Average hourly wages of employees by selected characteristics and occupation, unadjusted data, by province (monthly) was replaced by table 14-10-0320-02.

Days lost per worker by industry and sex was replaced by table 14-10-0191-01.

People employed, by educational attainment was replaced by table 14-10-0020-01.

Reasons for part-time work by sex and age group was replaced by table 14-10-0029-01.

Self-employment, historical summary was replaced by table 14-10-0027-01.

Employment by age, sex, type of work, class of worker and province (monthly) was replaced by table 14-10-0288-02.

Actual hours worked per week by industry, seasonally adjusted (monthly) was replaced by table 14-10-0289-02.

Labour force characteristics, unadjusted, by territory (3 month moving average) was replaced by table 14-10-0292-01.

Employment by industry and sex was replaced by table 14-10-0023-01.

Full-time and part-time employment by sex and age group was replaced by table 14-10-0018-01.

Labour force characteristics by age and sex was replaced by table 14-10-0018-01.

Labour force characteristics by immigrant status of population aged 25 to 54, and by educational attainment was replaced by table 14-10-0087-01.

Labour force characteristics by immigrant status, by detailed age group was replaced by table 14-10-0085-01.

Labour force characteristics by immigrant status of population aged 25 to 54, by country of birth was replaced by table 14-10-0089-01.

Days lost per worker due to illness or disability, by sex, by province was replaced by table 14-10-0190-01.

Employment by industry was replaced by table 14-10-0023-01.

Labour force characteristics, seasonally adjusted, by province (monthly) was replaced by table 14-10-0287-03.

Labour force characteristics, unadjusted, by province (monthly) was replaced by table 14-10-0017-02.

Labour force, employment and unemployment, levels and rates, by province was replaced by table 14-10-0018-01.

Economic indicators, by province and territory (monthly and quarterly) was replaced by summary table *Canada: Economic and financial data*.

Days lost per worker by reason, by provinces was replaced by table 14-10-0190-01.

Labour force characteristics, seasonally adjusted, by census metropolitan area (3 month moving average) was replaced by table 14-10-0294-02.

Labour force characteristics, unadjusted, by economic region (3 month moving average) was replaced by table 14-10-0293-02.

Distribution of employed people, by industry, by province was replaced by table 14-10-0023-01.

Employment by major industry group, seasonally adjusted, by province (monthly) was replaced by table 14-10-0355-02.

Labour force characteristics was replaced by table 14-10-0037-01.

Labour force characteristics, unadjusted, by census metropolitan area (3 month moving average) was replaced by table 14-10-0294-01.

Labour force characteristics, population 15 years and older, by census metropolitan area was replaced by table 14-10-0096-01.

Labour force characteristics, population 15 years and older, by economic region, by province was replaced by table 14-10-0090-01.

Labour force characteristics by sex and age group was replaced by table 14-10-0018-01.

Labour force characteristics by immigrant status of population aged 25 to 54, by province was replaced by table 14-10-0083-01.
