

StatCan COVID-19:

Data to Insights for a Better Canada



Financial impacts of the pandemic on the culture, arts, entertainment and recreation industries in 2020

by Marie-Christine Bernard and Megan McMaster

Release date: August 17, 2021

How to obtain more information

For information about this product or the wide range of services and data available from Statistics Canada, visit our website, www.statcan.gc.ca.

You can also contact us by

Email at STATCAN.infostats-infostats.STATCAN@canada.ca

Telephone, from Monday to Friday, 8:30 a.m. to 4:30 p.m., at the following numbers:

- | | |
|---|----------------|
| • Statistical Information Service | 1-800-263-1136 |
| • National telecommunications device for the hearing impaired | 1-800-363-7629 |
| • Fax line | 1-514-283-9350 |

Depository Services Program

- | | |
|------------------|----------------|
| • Inquiries line | 1-800-635-7943 |
| • Fax line | 1-800-565-7757 |

Standards of service to the public

Statistics Canada is committed to serving its clients in a prompt, reliable and courteous manner. To this end, Statistics Canada has developed standards of service that its employees observe. To obtain a copy of these service standards, please contact Statistics Canada toll-free at 1-800-263-1136. The service standards are also published on www.statcan.gc.ca under “Contact us” > “[Standards of service to the public](#)”.

Note of appreciation

Canada owes the success of its statistical system to a long-standing partnership between Statistics Canada, the citizens of Canada, its businesses, governments and other institutions. Accurate and timely statistical information could not be produced without their continued co-operation and goodwill.

Published by authority of the Minister responsible for Statistics Canada

© Her Majesty the Queen in Right of Canada as represented by the Minister of Industry, 2021

All rights reserved. Use of this publication is governed by the Statistics Canada [Open Licence Agreement](#).

An [HTML version](#) is also available.

Cette publication est aussi disponible en français.



Financial impacts of the pandemic on the culture, arts, entertainment and recreation industries in 2020

by Marie-Christine Bernard and Megan McMaster

Acknowledgements

The authors would like to thank Larry Arbenser, Jason Keats, Sylvie Lafond and Ben Veenhof for their helpful guidance in the analysis.

The culture, arts, entertainment and recreation sectors play a vital role in many communities and bring numerous socioeconomic benefits to Canadians.¹ These sectors comprise businesses operating in the motion picture, sound recording, publishing, performing arts, spectator sports and related industries, as well as the amusement and recreation industries.

The COVID-19 pandemic abruptly disrupted many businesses that create and distribute arts and culture or offer recreational activities. Several arts and recreation businesses were identified as non-essential services during various waves of the pandemic and could not operate. However, like in the rest of the economy, some industries were able to adapt their business models to continue providing services during this period. In addition, the pandemic accelerated technological shifts that were already influencing large segments of the creative and recreational industries. The digitization of operations brought benefits as many businesses struggled to generate revenue, but, ultimately, for most industries in this part of the economy, close proximity and in-person interaction remain the optimal ways to deliver services and obtain revenue. Despite new operating methods and remote work, the COVID-19 pandemic has had significant financial and workforce impacts.

To estimate the financial implications of the pandemic on the culture, arts, entertainment and recreation sectors, this study examined alternative datasets that allowed for more timely financial estimates, before annual business survey estimates are available. After treatment, data from the goods and services tax (GST) and payroll deduction (PD7) files were historically comparable for most service-producing industries and acted as a coherent proxy for preliminary estimates of operating revenue and salary, wage, commission and benefit expenses for 2020.

Based on the GST data, a first paper (<https://www150.statcan.gc.ca/n1/en/pub/45-28-0001/2021001/article/00020-eng.pdf?st=dRrxTwx->) presented preliminary operating revenue estimates for selected industries providing professional and administrative services for businesses and consumers in Canada. Despite government programs and new operating methods, financial losses resulting from the pandemic were significant for most businesses in the professional service sector.

Extensive declines for the culture, arts and recreation industries in 2020

The COVID-19 pandemic has had a massive impact on the culture, arts, entertainment and recreation sectors globally and in Canada. Preliminary estimates suggest that operating revenue fell in all industries in those sectors in Canada in 2020, with the exception of the sound recording industries.² Similarly, despite government assistance,

1. "Social Impacts and Benefits of Arts and Culture: A Literature Review," Department of Heritage Canada, https://publications.gc.ca/collections/collection_2018/pch/CH4-187-2016-eng.pdf.

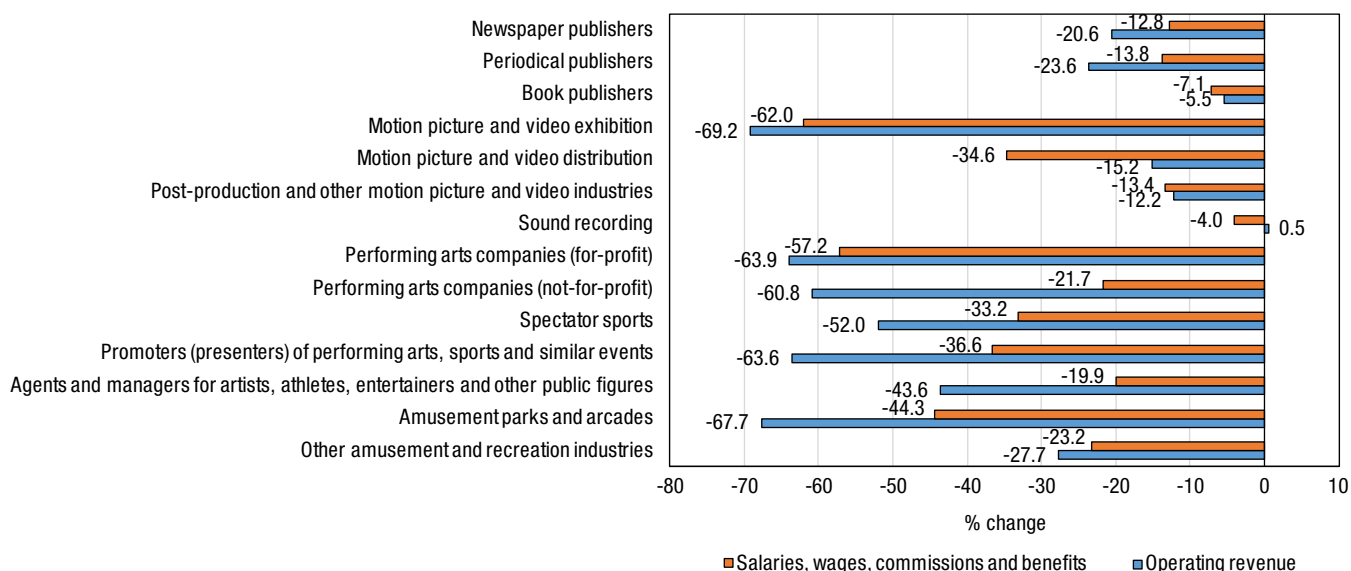
2. According to the National Culture Indicators, the sound recording industries were affected early in the pandemic but recovered quickly in the remainder of the year.





salary, wage, commission and benefit expenses fell in all industries (Chart 1). Several factors contributed to these extensive declines, including the in-person nature of the sectors; venue closures; the cancellation of events, festivals and performances; operating restrictions; and changing consumer preferences for physically distanced, at-home and online activities.³

Chart 1
Percentage change in operating revenue and salary, wage, commission and benefit expenses for industries providing cultural, arts, entertainment and recreation services in Canada, 2020



Source: Statistics Canada, Annual Services Industries Program.

Digital technologies help stem the decline for cultural industries

The ability of businesses to use digital technologies alleviated some financial pressures and staffing issues as companies could continue to operate using alternative methods for cultural creation, digital distribution networks, accessibility and engagement. The digital transformation was well underway before the pandemic hit and was accelerated by changing economic conditions.

For example, video-on-demand services in the film, television and video distribution industry in Canada were one of the few revenue streams that grew from 2017 to 2019.⁴ As well, sales of streaming services in the sound recording and music publishing industry grew to \$312.9 million in 2019, up 73.4% from 2017.⁵ Digital newspaper advertising sales have also been increasing since 2014, while print newspaper advertising sales have declined.⁶ In addition, consumers have been buying more books online—online sales of print books rose 70.2% from 2014 to

3. Jo Loup, "Impact of COVID-19 on consumer behaviour in Canada," *nlogic*, June 9, 2021, <https://inspiration.nlogic.ca/en/impact-of-covid-19-on-canadian-consumer-behaviour.html>.
 4. Statistics Canada (2021). *Table 21-10-0074-01 Film and video distribution, distribution revenue (x 1,000,000)* [Data table]. DOI: <https://doi.org/10.25318/2110007401-eng>.
 5. Statistics Canada (2021). *Table 21-10-0084-01 Sound recording and music publishing, sales based on format of musical recordings (x 1,000,000)* [Data table]. DOI: <https://doi.org/10.25318/2110008401-eng>.
 6. Statistics Canada (2021). *Table 21-10-0196-01 Newspaper publishers, advertising sales by type of format (x 1,000,000)* [Data table]. DOI: <https://doi.org/10.25318/2110019601-eng>.



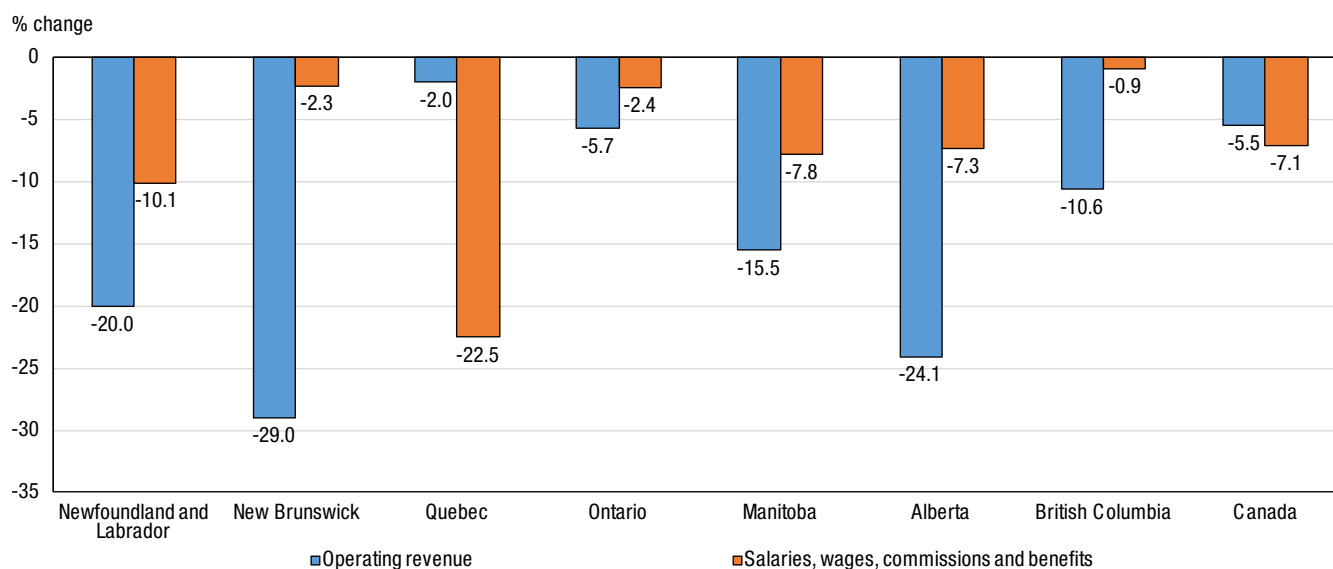
2018, while e-book sales increased 14.8%.⁷ However, although these digital solutions expanded outreach during the pandemic, they did not always translate into earned revenue.

A look at financial estimates for the culture sector in 2020

Book publishing suffers from the pandemic

Book publishers had relatively stable operating revenue in Canada from 2014 to 2019.⁸ However, the industry is evolving, as the share of digital sales of print books has been rising at the expense of sales in brick-and-mortar establishments. Reading books was a popular activity during the pandemic lockdowns, but publishers were unable to turn that into higher operating revenue. Book publishers' operating revenue is estimated to have contracted by 5.5% in Canada in 2020, while salary, wage, commission and benefit expenses dropped 7.1%. Factors that may have affected book publishers' operations during the pandemic include distribution supply challenges and the delay or cancellation of book launches, writers' tours and marketing plans.⁹ Every province experienced a pullback, but it was generally much less than in other industries in the culture and arts sectors (Chart 2).

Chart 2
Percentage change in operating revenue and salary, wage, commission and benefit expenses for book publishers in Canada and selected provinces, 2020



Note: Prince Edward Island, Nova Scotia and Saskatchewan suppressed to meet the confidentiality requirements of the *Statistics Act*.
Source: Statistics Canada, Annual Services Industries Program.

7. Statistics Canada (2021). [Table 21-10-0205-01 Book publishers, electronic sales \(x 1,000,000\)](https://doi.org/10.25318/2110020501-eng) [Data table]. DOI: <https://doi.org/10.25318/2110020501-eng>.
8. Statistics Canada (2021). [Table 21-10-0200-01 Book publishers, summary statistics](https://doi.org/10.25318/2110020001-eng) [Data table]. DOI: <https://doi.org/10.25318/2110020001-eng>.
9. Sara Mathov-Olszewicki, "How Canadian publishing has changed because of the pandemic," *DMJ Zone*, December 16, 2020, <https://dmjzone.ca/how-canadian-publishing-has-changed-because-of-the-pandemic/>.html.

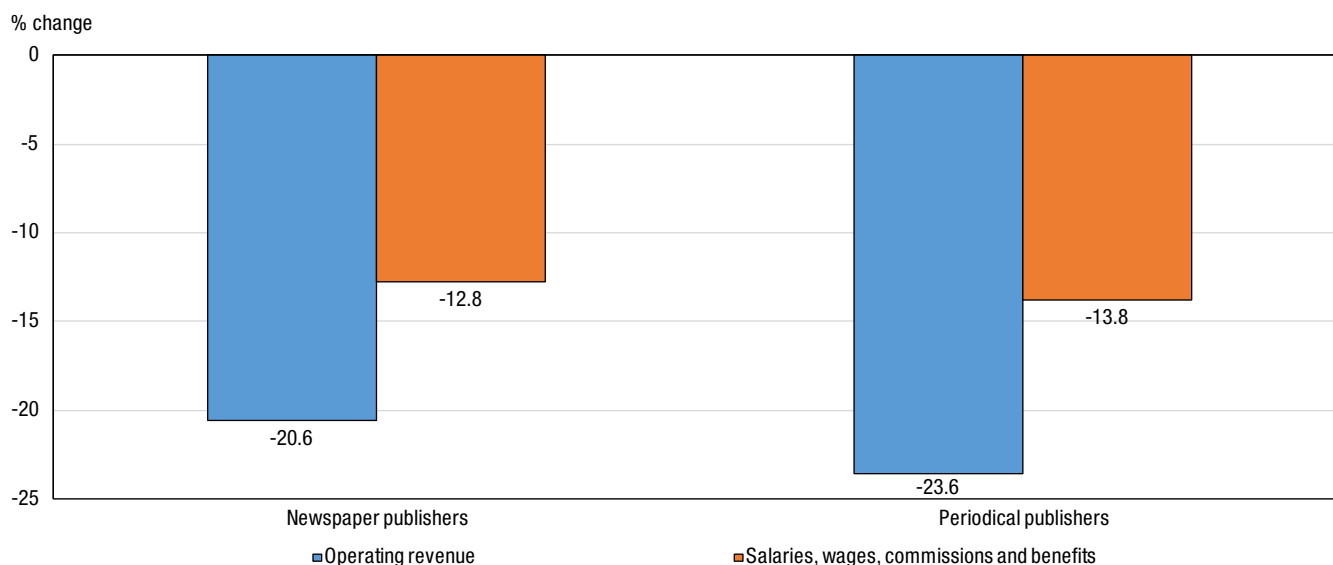


Newspaper and periodical publishers: Declining trends continue through the pandemic

The financial strains of the pandemic were more significant for the other publishing industries. Operating revenue had been on a declining trend prior to the pandemic for newspaper and periodical publishers. In 2020, newspaper publishers saw an estimated decline of 20.6% in operating revenue, while it fell by 23.6% for periodical publishers. Despite reliance on the news industry for information about the pandemic, financial strains worsened for media publishers, leading companies to restructure, permanently or temporarily shut down, or modify their production schedules. Print advertising revenue was significantly affected by economic conditions and the shutdown of businesses,¹⁰ leading to significant losses in what was previously the greatest source of sales revenue for this industry.¹¹ The reduction in foot traffic in stores and shopping centres was detrimental to periodical publishers, significantly affecting the demand chain for these publications.

However, salary, wage, commission and benefit expenses did not decline to the same extent. Because of shrinking operating revenue, newspaper and periodical publishers had already completed significant downsizing and restructuring activities in the years prior to the pandemic. These industries were also able to more easily transition to working from home and using digital delivery services. Although there were still changes to the workforce in 2020, the salary, wage, commission and benefit expenses did not contract as much as in other industries (Chart 3). The news industry relied on government assistance during the pandemic, as did many other industries.

Chart 3
Percentage change in operating revenue and salary, wage, commission and benefit expenses for newspaper and periodical publishing industries in Canada, 2020



Source: Statistics Canada, Annual Services Industries Program.

10. April Lindgren, "Local news is being decimated during one of its most important moments," *National Post*, May 28, 2020, <https://nationalpost.com/opinion/april-lindgren-local-news-is-being-decimated-during-one-of-its-most-important-moments.html>.

11. Statistics Canada (2021). *Table 21-10-0194-01 Newspaper publishers, breakdown of total sales* [Data table]. DOI: <https://doi.org/10.25318/2110019401-eng>.



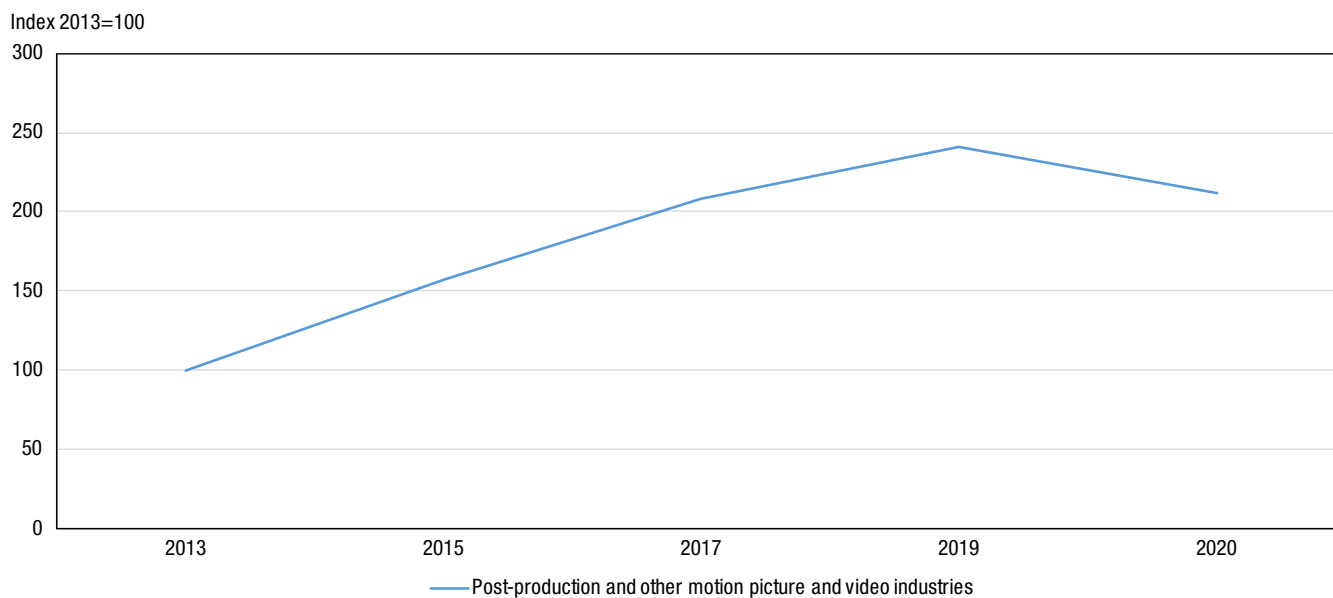
A difficult year for the motion picture and video industries in 2020

With many movie theatres closed and with changes to film festivals during the pandemic, the motion picture and video exhibition industry was significantly affected financially. Despite the emerging practice of releasing content through Internet-based streaming services,¹² operating revenue for the motion picture and video exhibition industry plunged 69.2% in 2020 at the national level. Salary, wage, commission and benefit expenses fell by 62.0%, as not nearly as many employees were needed to operate physical locations.

Other segments of the motion picture sector for which financial estimates could be assessed through administrative data were also affected by pandemic conditions.¹³ Though many employees in these other industries could work from home, the halting of film production, closure of movie theatres and delay of film releases dampened the demand for other film and video services. The motion picture and video distribution industry saw a 15.2% decline in operating revenue in 2020, while salary, wage, commission and benefit expenses fell by a steeper 34.6%.

As for the post-production and other motion picture and video industries, whose operating revenue more than doubled from 2013 to 2019, preliminary estimates indicate that their financial situation deteriorated during the pandemic. Employees in these industries were able to work remotely on projects filmed before the pandemic, but pandemic disturbances to Canadian and foreign cinematography schedules led to salary, wage, commission and benefit expenses falling 13.4% in 2020, while operating revenue declined by 12.2% (Chart 4).

Chart 4
Operating revenue for post-production and other motion picture and video industries in Canada, 2013 to 2020



Source: Statistics Canada, Annual Services Industries Program.

12. "Profile 2020: Economic Report on the Screen-based Media Production Industry in Canada," Canadian Media Producers Association, https://cmpa.ca/wp-content/uploads/2021/05/PROFILE-2020_EN.pdf.

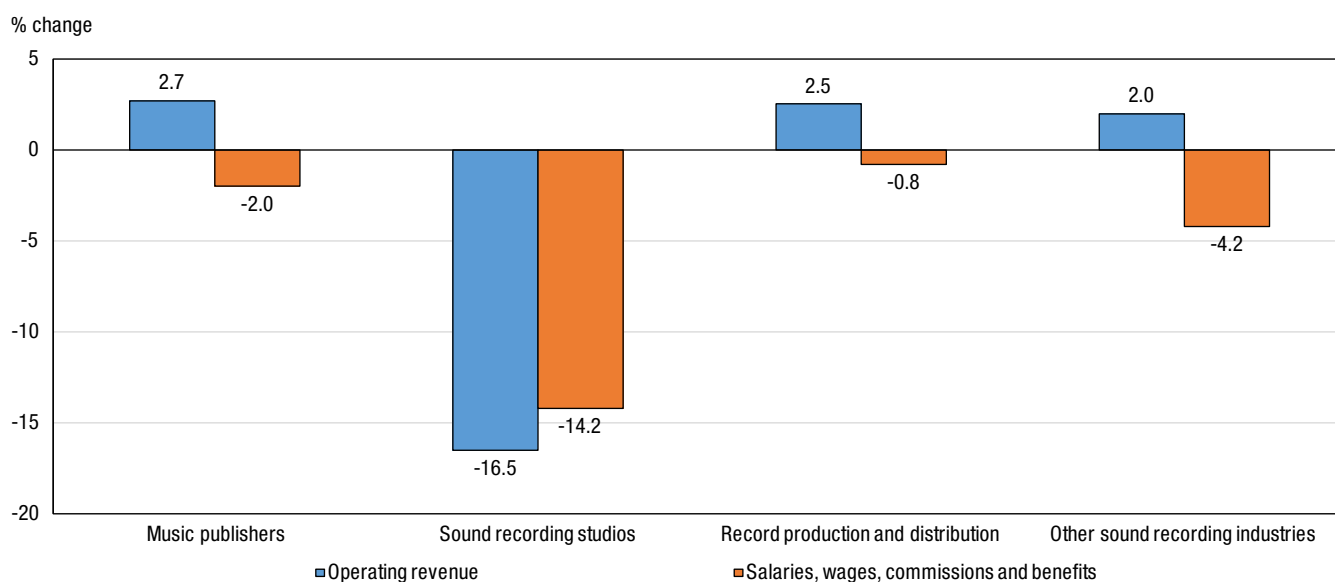
13. The operating revenue of the motion picture and video production industry was difficult to measure through administrative data and is not part of this analysis.



Sound recording industries least affected by the pandemic in 2020

The sound recording industries were affected by the COVID-19 pandemic, although to a lesser extent than most other cultural industries in Canada. In fact, the sound recording industries as an aggregate were the only segment of the culture sector not to experience a decline in operating revenue and to hold their labour-related expenses relatively constant. The sound recording industries are segmented into record production and distribution, music publishers, sound recording studios, and other sound recording industries. While many musical groups and artists depend on live concerts and events for much of their income, this is not the case for most companies in the sound recording industries. With increasing access to music on mobile platforms, revenue from streaming services accounts for a significant part of the record production and distribution industry's revenue. Overall, estimates suggest that with the exception of sound recording studios, all other segments experienced modest growth in operating revenue in 2020, with moderate declines in salary, wage, commission and benefit expenses (Chart 5).

Chart 5
Percentage change in operating revenue and salary, wage, commission and benefit expenses for sound recording industries in Canada, 2020



Source: Statistics Canada, Annual Services Industries Program.

A look at the financial estimates for the arts, entertainment and recreation sector in 2020

Significant impacts for recreation service industries

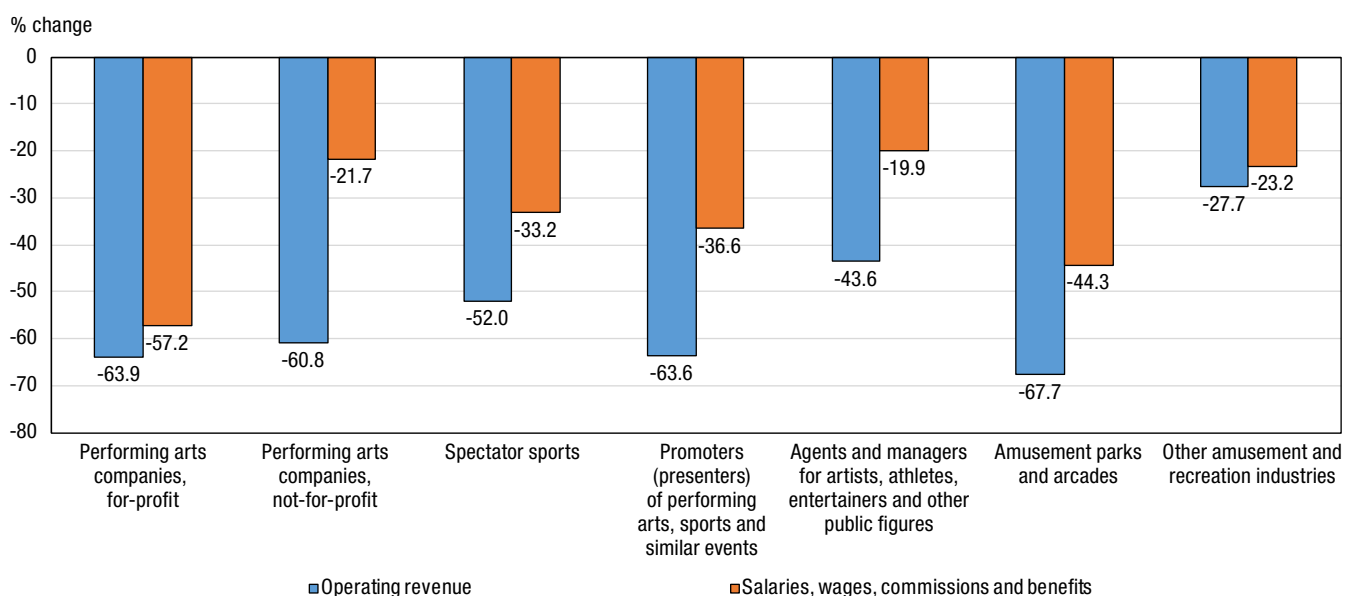
With advisories against non-essential travel, border restrictions, and strict lockdowns in several provinces and territories, the financial strains and workforce adjustments¹⁴ in the arts, entertainment and recreation sector were significant in 2020, with few alternatives to providing services during the pandemic. Large live events such as theatre plays, dance performances, music concerts and sports events were cancelled for the season across

14. Statistics Canada (2021). [Table 14-10-0201-01 Employment by industry, monthly, unadjusted for seasonality](#) [Data table]. DOI: <https://doi.org/10.25318/1410020101-eng>.



Canada because of business and gathering restrictions. While some businesses were able to operate in innovative alternative ways by operating digital shows, classes or events, it was not enough to mitigate the financial pressures. Preliminary estimates suggest that nearly all industries in the arts, entertainment and recreation sector generated less than half of their pre-pandemic operating revenue in 2020. However, the contraction in labour-related expenses was not as steep, owing to a number of government support programs and several grants and funding opportunities (Chart 6). Canadian workers and employers affected by the economic difficulties related to the pandemic could receive temporary benefits under a number of government support programs, including the Canada Emergency Wage Subsidy (CEWS). More than half of active businesses in the arts, entertainment and recreation sector received CEWS support in 2020.¹⁵

Chart 6
Percentage change in operating revenue and salary, wage, commission and benefit expenses in arts, entertainment and recreation industries in Canada, 2020



Source: Statistics Canada, Annual Services Industries Program.

A few recreation industries fared relatively better. The other amusement and recreation industries grouping, which includes golf courses and country clubs, skiing facilities, marinas, and fitness and recreational sports centres, lost just over one-quarter of its operating revenue in 2020 (-27.7%), and its labour-related expenses fell 23.2%. In particular, the golf courses and country clubs industry experienced even smaller declines in financial standing (Chart 7). Golf courses and country clubs benefited from an increase in rounds played but were nevertheless affected by pandemic protocols on social events and indoor public gatherings.¹⁶

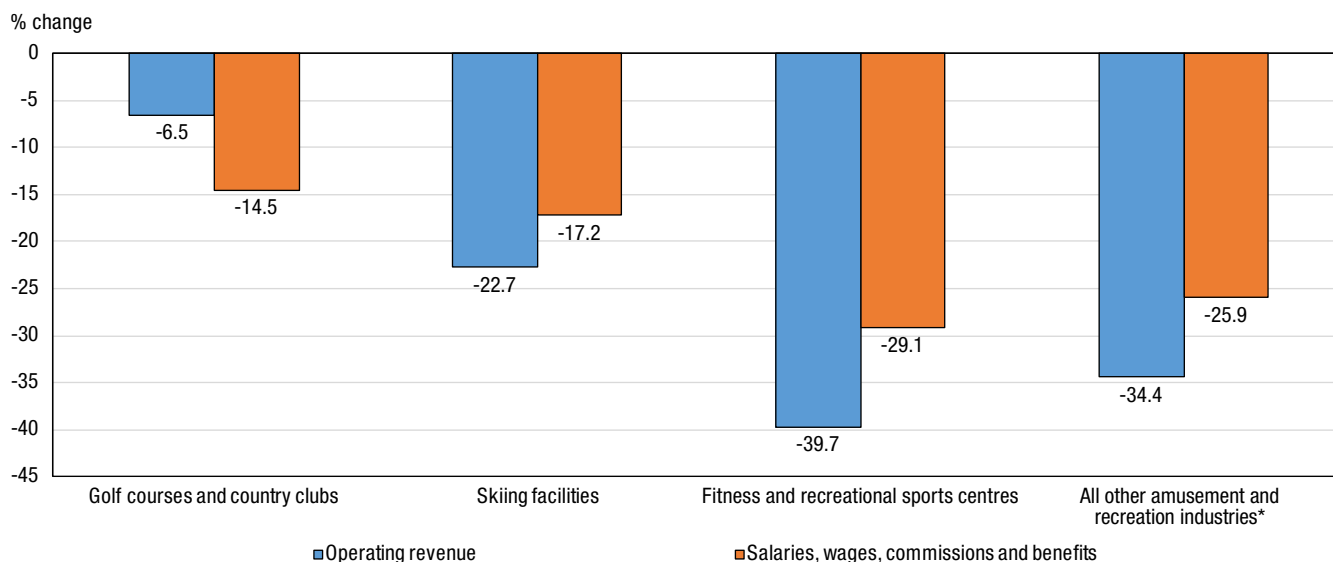
15. Huju Liu, Yuqian Lu and Michael Willox, "Use of the Canada Emergency Wage Subsidy program by employer businesses in 2020" *Statistics Canada*, June 23, 2021, <https://doi.org/10.25318/36280001202100600006-eng>.

16. Simon Houpt, "COVID-19 propelled golf to new heights in 2020. Can the sport avoid a crash this year?," *The Globe and Mail*, April 12, 2021, <https://www.theglobeandmail.com/sports/golf/article-covid-19-propelled-golf-to-new-heights-in-2020-can-the-sport-avoid-a-.html>.



Chart 7

Percentage change in operating revenue for other amusement and recreation industries in Canada, 2020



* All other amusement and recreation industries include marinas; bowling centres; sports clubs, teams and leagues performing before a non-paying audience; other sport facilities; and all other amusement and recreation establishments not classified to any other Canadian industry.

Source: Statistics Canada, Annual Services Industries Program.

Conclusion

The pandemic created a difficult environment for businesses in the culture, arts, entertainment and recreation sectors, but at the same time accelerated digital trends. Nonetheless, the financial and workforce impacts were significant. Preliminary estimates suggest that, with the exception of the sound recording industries, operating revenue fell in all industries, with most losing more than half of their operating revenue in 2020. However, the contraction in labour-related expenses in several industries was not as steep, owing to a number of wage subsidy support programs.

Challenges remain for the culture, arts, entertainment and recreation sectors. In its April 2021 budget, the federal government earmarked close to \$800 million in specific funding to help rebuild the sectors, complementing the relief programs already in place.¹⁷ It is unclear how many workers and businesses will remain active in the creative and recreation sectors once restrictions are lifted. The pandemic has led many workers to reconsider their careers, with as many as one in four Canadians thinking of changing jobs.¹⁸ There is also uncertainty as to what consumer activities, habits and spending will look like and whether increasing digital reliance will be permanent.

Many performing arts industries will be among the last to reopen, and it may take significant time before audiences, visitors and tourists return and companies can resume operating at the same scale as before the pandemic. For other industries that were already restructuring before the pandemic, such as newspaper publishers, the pandemic has further exacerbated a downward trend in operating revenue and labour expenses. These industries may not rebound similarly as other culture and arts industries.

17. "Budget 2021 A Recovery Plan for Jobs, Growth, and Resilience," Department of Finance Canada, <https://www.budget.gc.ca/2021/pdf/budget-2021-en.pdf>.

18. Morneau Shepell. "The Mental Health Index Report Canada November 2020". Accessed August 4, 2021. <https://www.morneaushepell.com/permafiles/93166/mental-health-index-report-canada-november-2020.pdf>.