



Statistics Canada


Statistique Canada

SUSTAINABLE DEVELOPMENT GOALS

Agenda 2030 Sustainable Development Goals Report

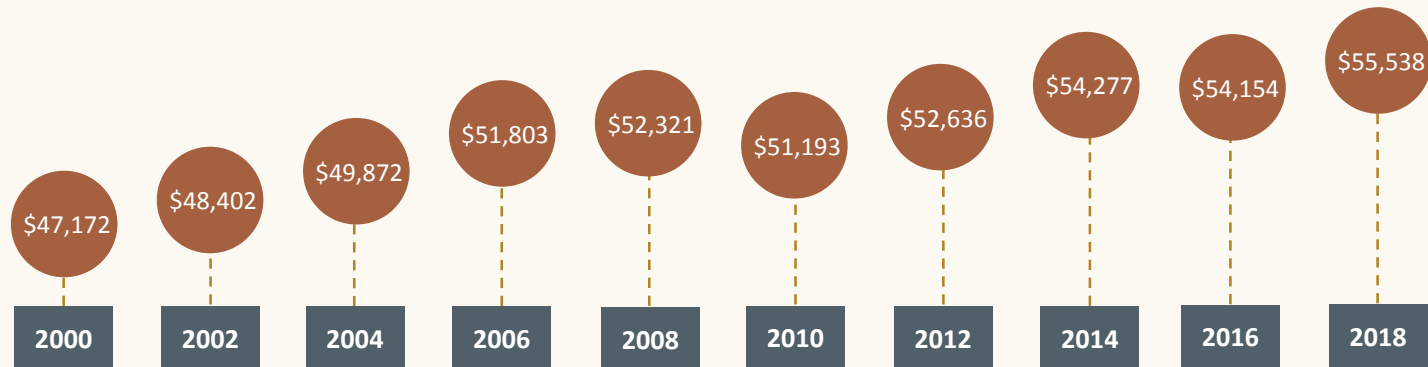
8 DECENT WORK AND ECONOMIC GROWTH

GOAL 8 DECENT WORK AND ECONOMIC GROWTH



GROSS DOMESTIC PRODUCT PER CAPITA

IN 2019, CANADA'S GDP PER PERSON WAS **\$55,660**



Note: Amounts are in Chained (2012) dollars. Data for 2019 are based off quarterly estimates.
Sources: Statistics Canada, tables 36-10-0104-01, 36-10-0222-01 and 17-10-0005-01.

UNEMPLOYMENT RATES

YOUTH NEET

IN 2019, **11.3%** OF YOUNG PEOPLE AGED 15 TO 29 WERE NOT IN EMPLOYMENT, EDUCATION OR TRAINING (NEET)

62% OF NEET YOUTH WERE **INACTIVE** (NOT LOOKING FOR WORK) IN 2019

38% OF NEET YOUTH WERE **UNEMPLOYED** (LOOKING AND AVAILABLE FOR WORK) IN 2019

Source: Statistics Canada, Labour Force Survey, custom tabulation, for the first three months of 2019.

CANADA'S OFFICIAL
UNEMPLOYMENT RATE
WAS **5.7%** IN 2019




THE UNEMPLOYMENT RATE FOR **WOMEN** WAS **5.3%** IN 2019, COMPARED WITH **6.0%** FOR **MEN**

Source: Statistics Canada, table 14-10-0078-01.

AVERAGE WAGES

IN 2019, THE **AVERAGE HOURLY WAGE RATE** WAS **\$29.56**

MEN  **\$31.07 PER HOUR**

WOMEN  **\$27.78 PER HOUR**

ON AVERAGE, WOMEN EARNED **89 CENTS** FOR EVERY DOLLAR EARNED BY MEN

Source: Statistics Canada, table 14-10-0340-02.

COMMUNITY SPOTLIGHT

AUNT LEAH'S PLACE is a Canadian charity that supports youth in foster care find sustainable employment and avoid chronic homelessness as well as housing and guidance for mothers in need. They provide supported housing, job training, and coaching on essential life skills. In 2019, it helped 349 people access emergency food and clothing, help with resumes and job searches, and guidance in finding suitable housing while providing 3,738 meals or grocery hampers and 2,144 transit tickets to youth.

Source: <https://auntleahs.org/>.

How to obtain more information

For information about this product or the wide range of services and data available from Statistics Canada, visit our website, www.statcan.gc.ca.

You can also contact us by

Email at STATCAN.infostats-infostats.STATCAN@canada.ca

Telephone, from Monday to Friday, 8:30 a.m. to 4:30 p.m., at the following numbers:

- | | |
|---|----------------|
| • Statistical Information Service | 1-800-263-1136 |
| • National telecommunications device for the hearing impaired | 1-800-363-7629 |
| • Fax line | 1-514-283-9350 |

Depository Services Program

- | | |
|------------------|----------------|
| • Inquiries line | 1-800-635-7943 |
| • Fax line | 1-800-565-7757 |

Standards of service to the public

Statistics Canada is committed to serving its clients in a prompt, reliable and courteous manner. To this end, Statistics Canada has developed standards of service that its employees observe. To obtain a copy of these service standards, please contact Statistics Canada toll-free at 1-800-263-1136. The service standards are also published on www.statcan.gc.ca under “Contact us” > “[Standards of service to the public](#).”

Note of appreciation

Canada owes the success of its statistical system to a long-standing partnership between Statistics Canada, the citizens of Canada, its businesses, governments and other institutions. Accurate and timely statistical information could not be produced without their continued co-operation and goodwill.

Release date: October 20, 2020

Catalogue number 11-637-X202000100008

Published by authority of the Minister responsible for Statistics Canada

© Her Majesty the Queen in Right of Canada as represented by the Minister of Industry, 2020

All rights reserved. Use of this publication is governed by the Statistics Canada [Open Licence Agreement](#).

An [HTML version](#) is also available.

Cette publication est aussi disponible en français.
