

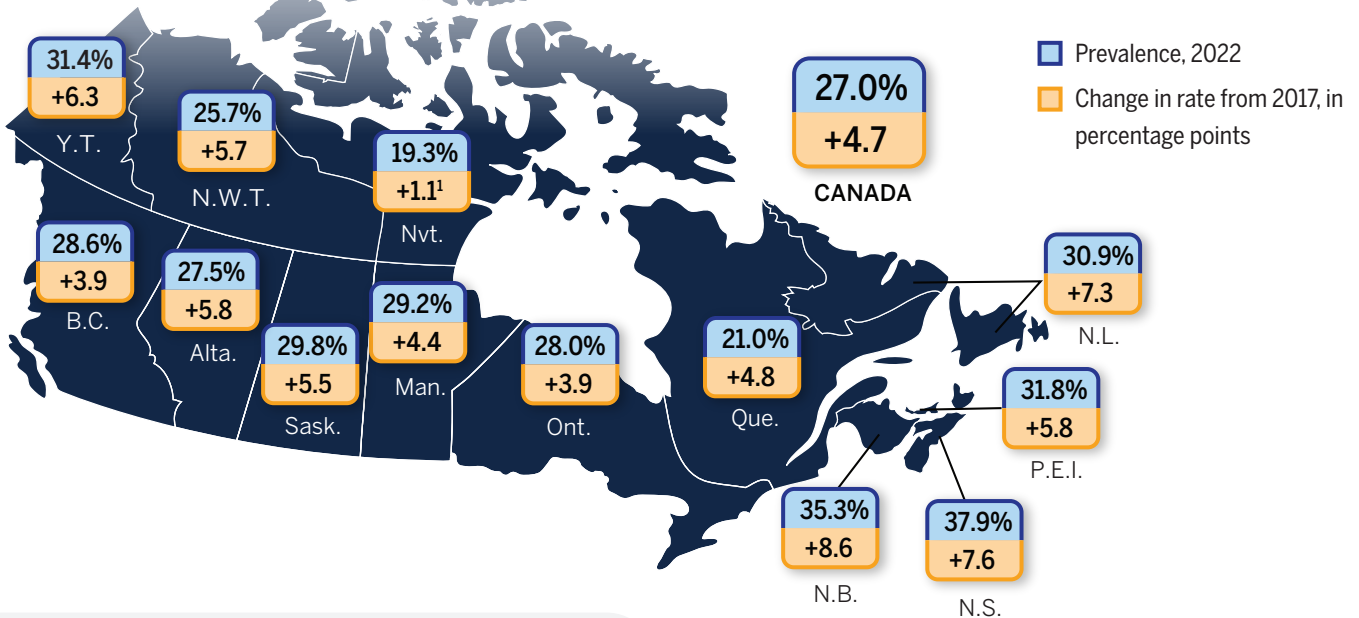
NEW DATA ON DISABILITY

in Canada, 2022

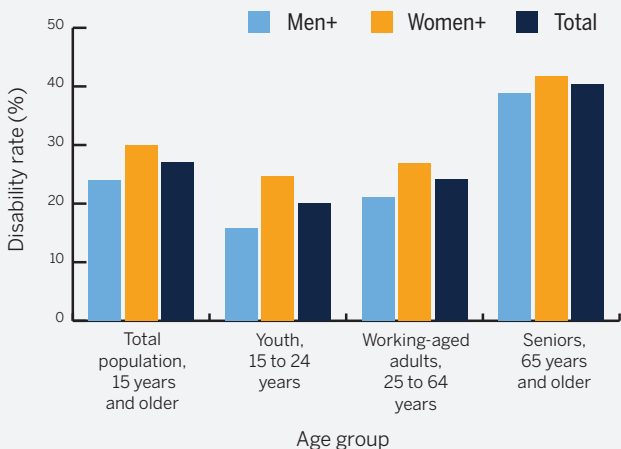
In 2022, **27.0%** of Canadians aged 15 and older, or **8.0 million** people, had at least one disability. This represents an **increase of 4.7 percentage points** from 2017.



From 2017 to 2022, the disability rate rose in all provinces and most of the territories




The disability rate increases with age. Growth of Canada's senior population between 2017 and 2022 contributed to the overall increase in the disability rate.



Women of all ages are more likely than men to have a disability²

From 2017 to 2022, **mental health-related, pain-related, and seeing** disabilities had the largest increases, contributing the most to the rise in the Canadian disability rate.



* Updated image

¹ The change observed since 2017 is not statistically significant at a 5% significance level, meaning that it is likely due to sampling variability.

² The category "Women+" includes women and some non-binary persons, while the category "Men+" includes men and some non-binary persons. Given the small size of the non-binary population, data aggregation to a two-category gender variable is most of the time necessary to protect the confidentiality of the responses provided.

Source: Statistics Canada, Canadian Survey on Disability, 2022.

ISBN: 978-0-660-68707-0 | Catalogue number: 11-627-M

© His Majesty the King in Right of Canada, as represented by the Minister of Industry, 2023