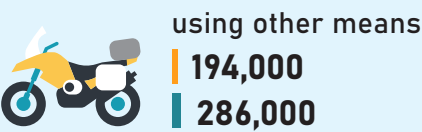
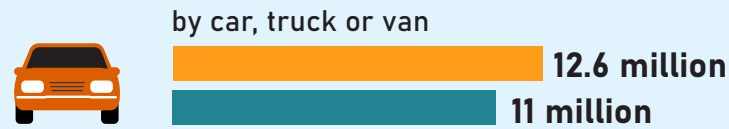




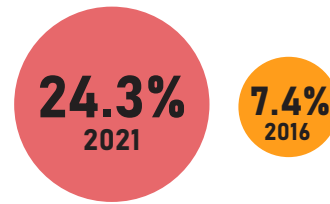
Commuting in Canada during the COVID-19 pandemic: What changed from 2016 to 2021?

In 2021, **13 million** Canadians commuted to work:



This represents **2.8 million** fewer commuters than in 2016, a decrease of **17.8%**.

In 2021, **4.2 million** people worked at home (24.3%), over **3 times** the 2016 level.



In 2021, **11 million** Canadians commuted to work by car, truck or van, either as a driver or a passenger.

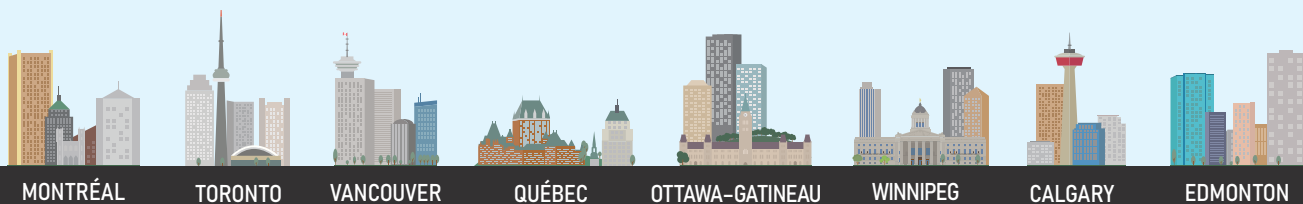
This represents a decline of **13.2%** from 2016.



The average commute in 2021 took **23.7 minutes** a decrease of **2.5 minutes** from 2016.



Changes in commuting in large cities



	MONTRÉAL	TORONTO	VANCOUVER	QUÉBEC	OTTAWA-GATINEAU	WINNIPEG	CALGARY	EDMONTON
Car commuting times in minutes, 2021	24.9	27.6	25.6	19.5	22.8	21.5	22.7	23.0
Change from 2016 (in minutes)	-1.9	-2.7	-1.7	-1.8	-2.1	-1.2	-1.4	-1.2
% change in number of public transit commuters from 2016	-43.0%	-56.5%	-38.1%	-43.6%	-63.6%	-45.9%	-58.7%	-55.2%

Sources: Statistics Canada, Census of Population, 2016 and 2021.
ISBN: 978-0-660-46299-8 | Catalogue number: 11-627-M

© His Majesty the King in Right of Canada, as represented by the Minister of Industry, 2022