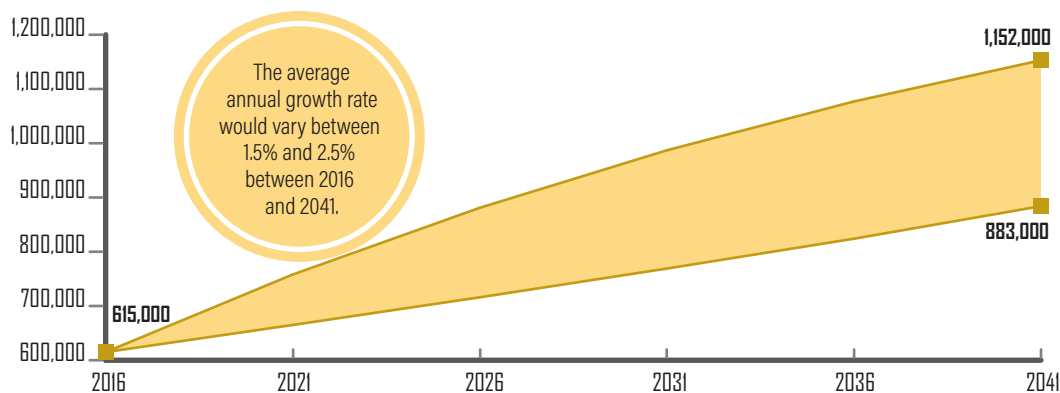


Métis in Canada Projections to 2041



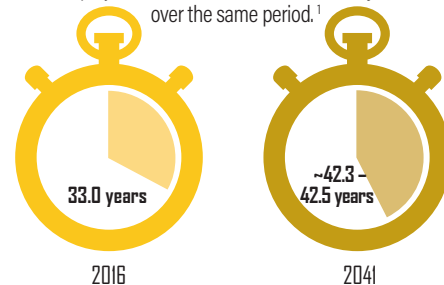
The Métis population was estimated at 615,000 in 2016.
Depending on the projection scenario, it could reach between 883,000 and 1,152,000 in 2041.¹



¹ The range of results presented comes from the results of the three projection scenarios developed: the low-, medium- and high-growth scenarios for Indigenous populations. For the non-Indigenous population, only a medium-growth scenario is used.

The **median age** of the Métis population is projected to be between 42.3 and 42.5 years in 2041, up from 33.0 years in 2016.

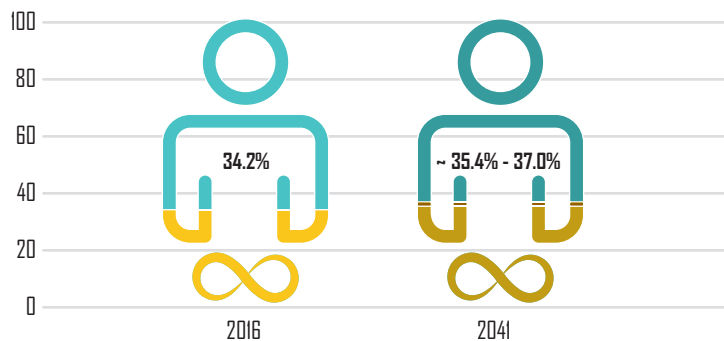
In comparison, the median age of the non-Indigenous population is projected to increase from 41.4 to 44.7 years over the same period.¹



Proportion of Métis within the total Indigenous population

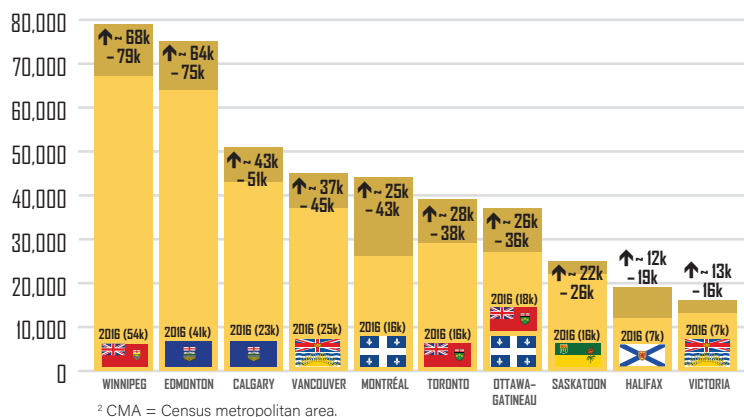
In 2016, the Métis population represented 34.2% of the Indigenous population.

This proportion is projected to increase to between 35.4% and 37.0% in 2041.




Between 52.3% and 52.6% of the Métis population is projected to live in one of the country's CMA² in 2041, an increase from 49.5% in 2016.

As in 2016, the CMA^s of Winnipeg, Manitoba and Edmonton, Alberta are projected to have the largest Métis population in 2041.



In 2041, the Métis population could represent 1.9% to 2.5% of the Canadian population.
In 2016, this proportion was 1.7%.



Source: Statistics Canada, Centre for Demography, Demosim 2021

ISBN: 978-0-660-40051-8

© Her Majesty the Queen in Right of Canada, as represented by the Minister of Industry, 2021



Statistics
Canada

Statistique
Canada

www.statcan.gc.ca

Canada