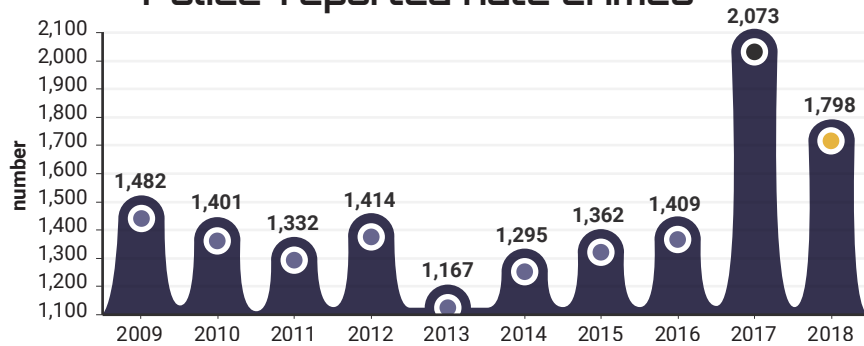


# Police-reported hate crime in Canada, 2018

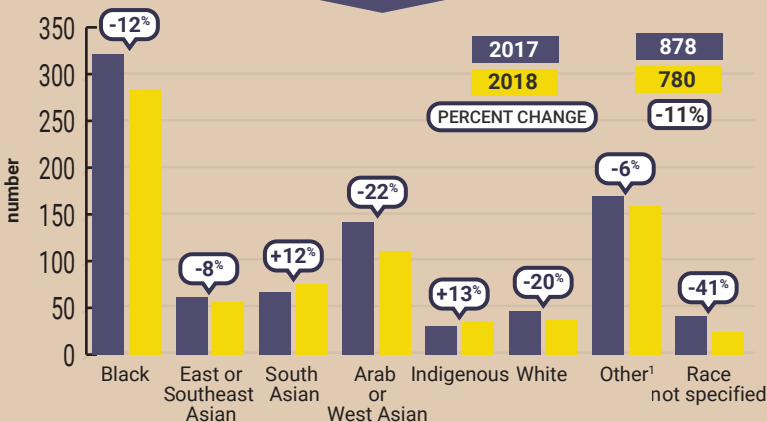


The number of police-reported hate crimes **declined 13% in 2018** but was the **second highest since 2009**. The decline was due to fewer incidents targeting the **Muslim, Black, and Arab and West Asian** populations.

## Police-reported hate crimes

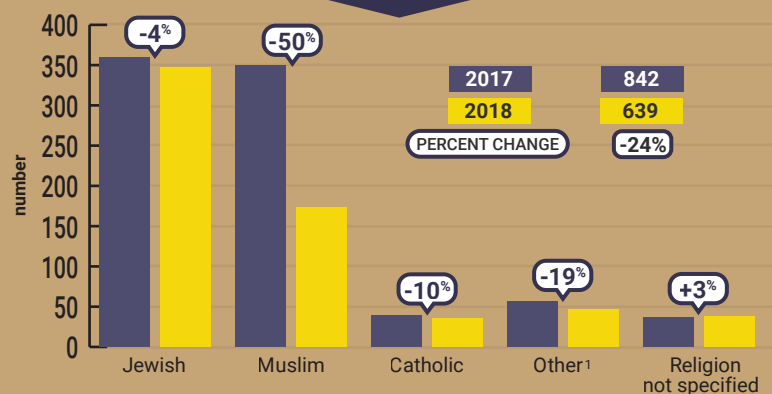


In 2018, **44%** of all police-reported hate crimes were motivated by race/ethnicity.




<sup>1</sup> Motivations based upon race or ethnicity not otherwise stated and those which target more than one group.

In 2018, **36%** of hate crimes were motivated by religion.



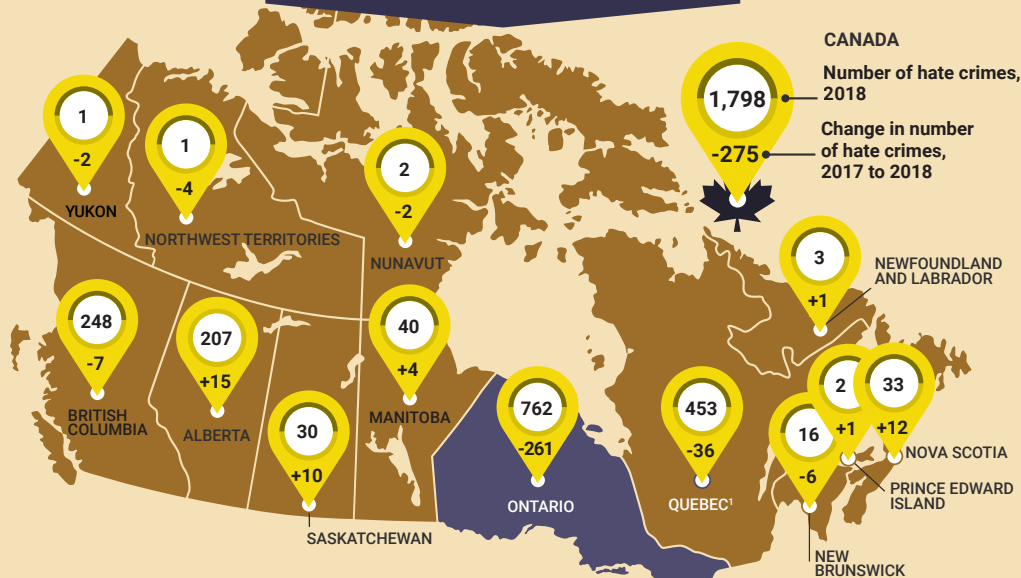
<sup>1</sup> Motivations based upon religions not otherwise stated.

In 2018, **10%** of hate crimes were motivated by sexual orientation.



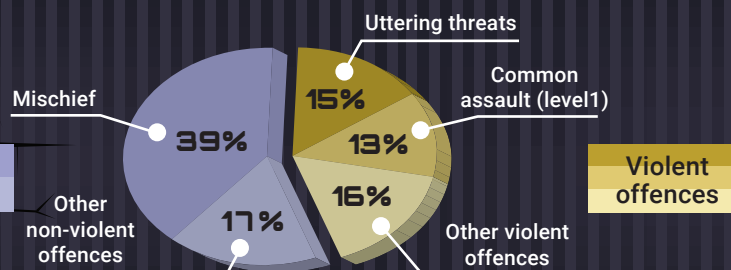
<sup>1</sup> Includes mental or physical disability, language, sex, age and other similar factors.

In 2018, the national trend was driven by a decrease in Ontario.



<sup>1</sup> The Service de police de la Ville de Québec (SPVQ) identified an overcount in the hate crime data originally submitted to Statistics Canada for 2018. The SPVQ has committed to providing a revised count that will be published by Statistics Canada in July 2020 with the release of 2019 and revised 2018 crime statistics. This overcount mitigated the year-over-year decrease in hate crime reported in the province of Quebec in 2018.

The **majority** of police-reported hate crimes were **non-violent offences**.



**Note:** Hate crimes where the type was unknown have been excluded. Therefore, the totals for each hate crime type shown will not add up to the overall total for 2017 and 2018.

**Source:** Statistics Canada, Canadian Centre for Justice and Community Safety Statistics, Uniform Crime Reporting Survey.

Catalogue number: 11-627-M

ISBN: 978-0-660-33992-4

©Her Majesty the Queen in Right of Canada, as represented by the Minister of Industry, 2020



Statistics Canada / Statistique Canada

www.statcan.gc.ca

Canada