

WHAT IS HAPPENING TO THE PRICES OF NEW HOUSES IN CANADA?

The New Housing Price Index (NHPI) measures changes over time of the selling price of new houses, which include single dwellings, semi-detached houses and townhouses or row houses.



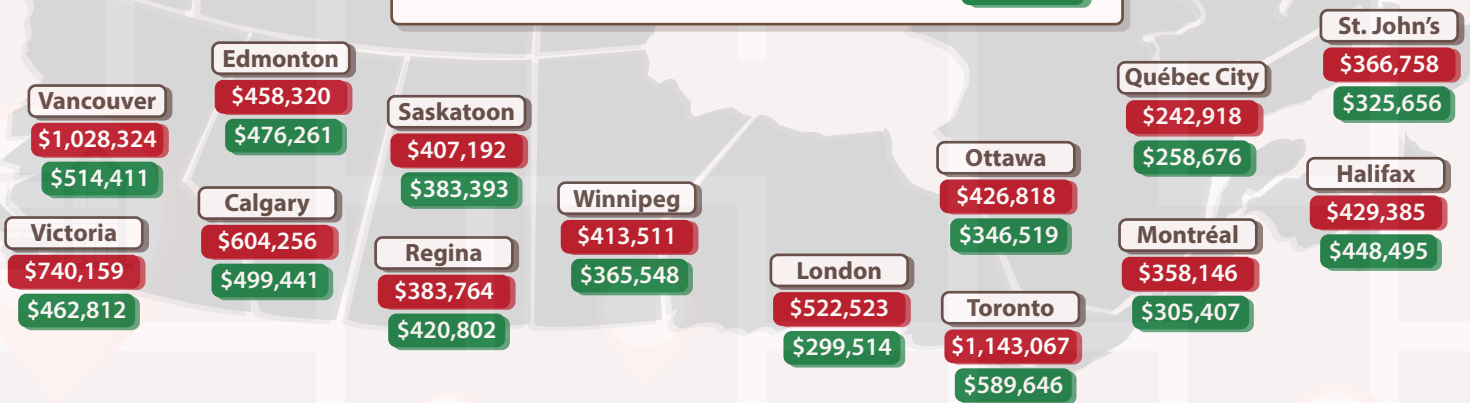
Average prices of new houses from the NHPI

New house prices increased the most in Toronto, Vancouver and London over the last five years.

CMA

2018

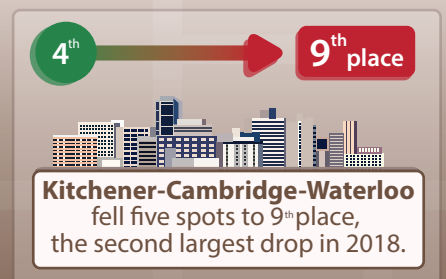
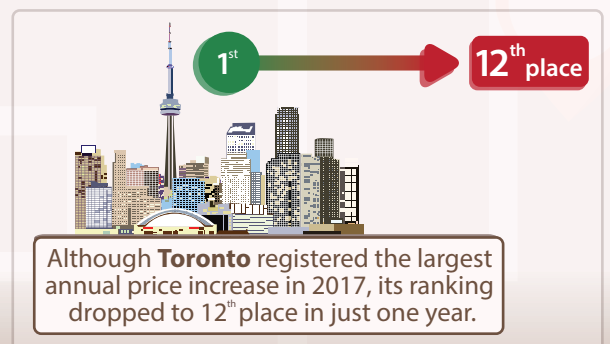
2013



Ranking of Census Metropolitan Areas (CMA) based on the annual growth of new house prices

2017

2018



Source: Statistics Canada, New Housing Price Index Report, Table 18-10-0205-01 New housing price index, monthly.

© Her Majesty the Queen in Right of Canada, as represented by the Minister of Industry, 2019

ISBN: 978-0-660-31997-1

Catalogue number: 11-627-M