



National Cannabis Survey

1st quarter, 2019

Statistics Canada conducted the National Cannabis Survey **every three months** throughout 2018, and continues to do so in 2019. These data are about Canadians, 15 and older, and reflect their cannabis use and related behaviours in the **past three months**.

More Canadians reported using Cannabis in the past three months

14%

2018 (Pre-legalization)

Cannabis Act enacted
October 17, 2018

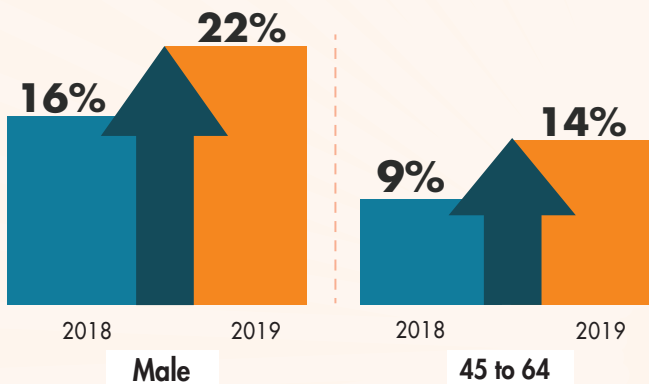
18%

2019 (Post-legalization)

Percentage of Canadians 15 years and older who have consumed cannabis in the past three months.

Source: First quarters, 2018 and 2019.

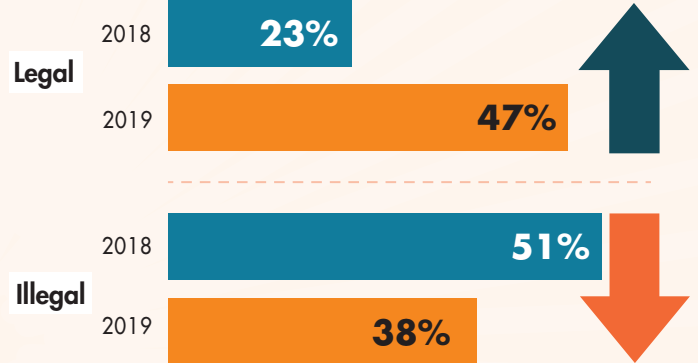
Cannabis use increased among males and the middle-aged



No change among females or other age groups.

Source: First quarters, 2018 and 2019.

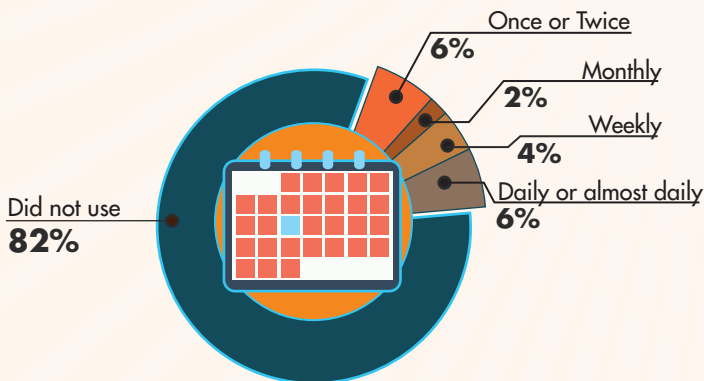
More users obtaining from legal sources; fewer from illegal sources



Current cannabis users could select more than one category. Family or Friends, Grow and Other not shown.

Source: First quarters, 2018 and 2019.

Frequency of cannabis use by Canadians in the past three months



Source: First quarter, 2019.

Did you know?

- 12%** of current cannabis users started in the past three months.
- 26%** of current users got their cannabis from multiple sources.
- 11%** of current cannabis users believe it is safe to drive within three hours of consuming.

Source: First quarter, 2019.

4% of Canadians (1.1 million) reported being a passenger in a vehicle driven by someone who had consumed cannabis within **2 hours of driving**.



15% of cannabis users (675,000) with a valid license reported **driving within 2 hours of using**.

Source: Fourth quarter, 2018 and first quarter, 2019.

Catalogue number: 11-627-M | ISBN: 978-0-660-30667-4

For more information, please check out *The Daily* article.

Also visit: www.canada.ca/en/services/health/campaigns/cannabis.html