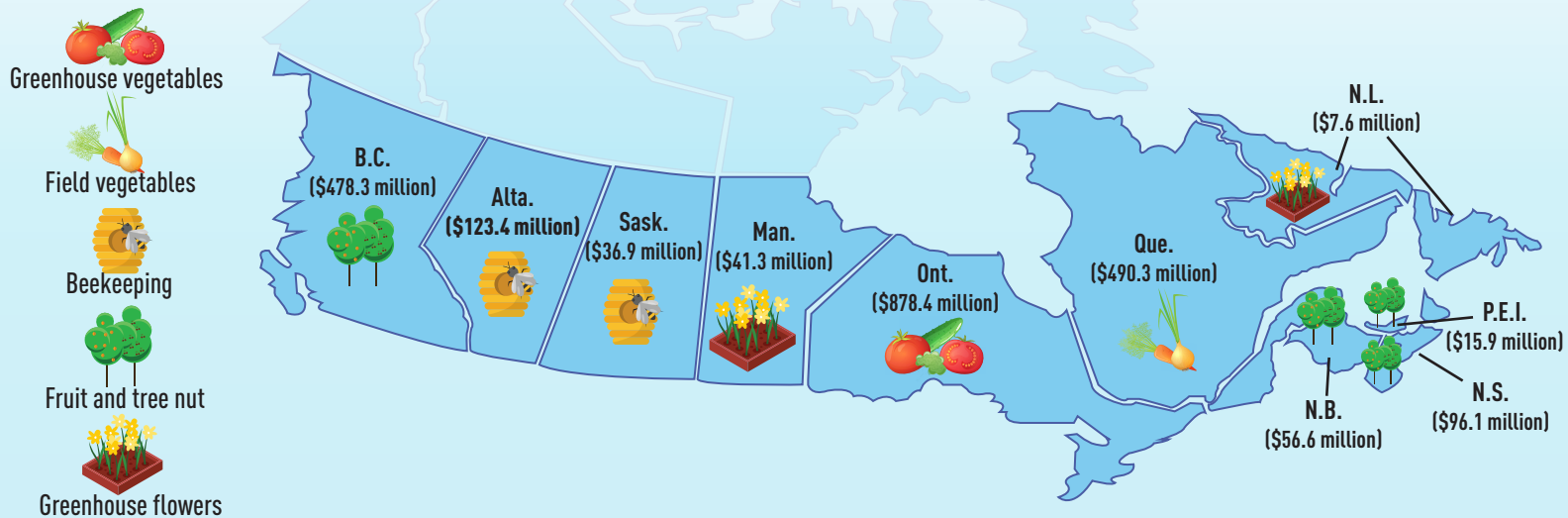


Horticulture in Canada



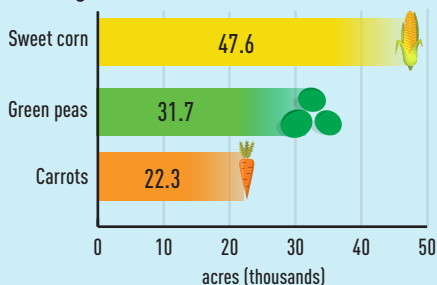
Horticulture is found across Canada, and all horticulture type farms generated **\$7.4 billion** in gross farm receipts in 2015.

Largest horticulture farm type by sales

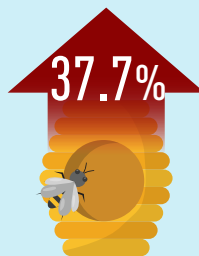



Leaders in field vegetables and fruits, berries, and nuts in 2016


Field vegetables




Fruits, berries, and nuts



The number of honey bee colonies have increased by 37.7% in the last 5 years to 772,652.




Quebec leads the way with **90.5%** of the maple taps in Canada in 2016.



How does an average greenhouse compare to the size of your house?

The average area under glass was 57,815 sq. ft. in 2016.



Source: Census of Agriculture, 2011 and 2016.

Catalogue number: 11-627-M
ISBN: 978-0-660-08356-8