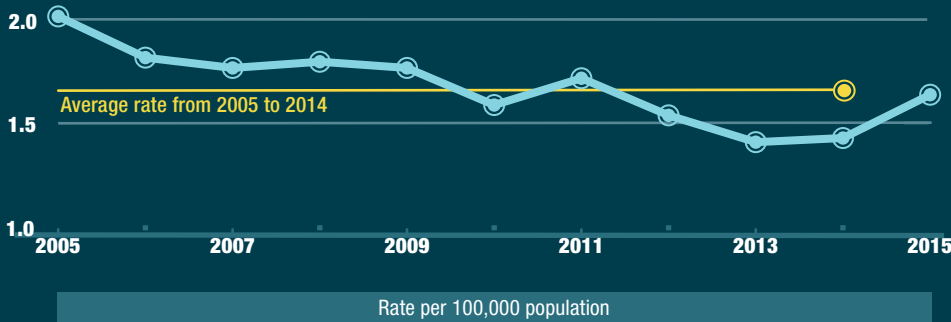


The homicide rate in 2015 **INCREASED BY 15%** from the previous year, but is still 2% lower than the average rate from 2005 to 2014.



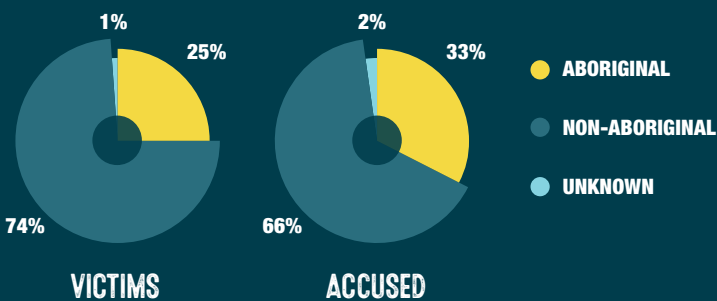
In 2015, there were **604 VICTIMS** of homicide in Canada, 83 more than in 2014.



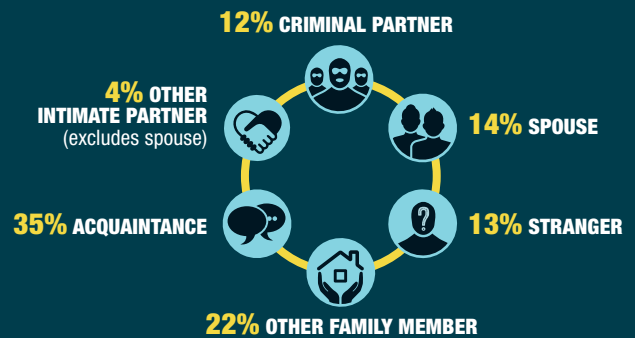
HOMICIDE IN CANADA 2015

WWW.STATCAN.GC.CA

Aboriginal people represented about 5% of Canada's total population in 2015 yet **ACCOUNTED FOR A HIGHER PERCENTAGE OF HOMICIDE VICTIMS AND ACCUSED PERSONS.**




In 2015, **87% OF VICTIMS KNEW THE ACCUSED.** The reported relationships between victims and accused were:



The homicide rate in 2015 was higher outside census metropolitan areas (CMAs).

AMONG CMAs, THE FIVE HIGHEST HOMICIDE RATES WERE REPORTED IN:



In 2015, the **MAJORITY OF HOMICIDE VICTIMS** were **MALE**.



THE MOST COMMON METHODS OF HOMICIDE in 2015 were:



Source: Statistics Canada, Canadian Centre for Justice Statistics, Homicide Survey.

Catalogue number: 11-627-M ISBN: 978-0-660-06629-5