

# Leading indicator of international arrivals to Canada, July 2025

Released at 8:30 a.m. Eastern time in *The Daily*, Monday, August 11, 2025

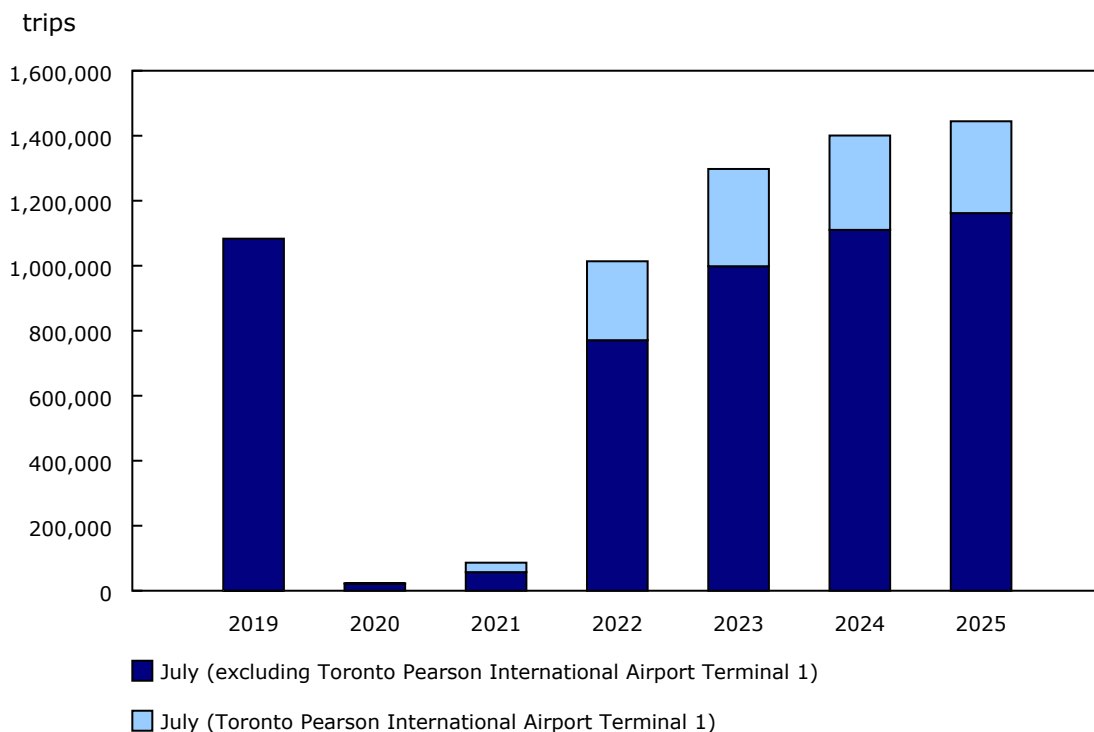
In July 2025, the preliminary number of international arrivals to Canada (returning Canadian residents and non-residents combined) by air and automobile was 6.3 million, down 15.6% from July 2024. This was the sixth consecutive month of year-over-year declines. Although non-resident arrivals by air increased, this was not enough to offset the decline.

## Non-resident trips to Canada by air increase

In July 2025, non-resident arrivals to Canada by air totalled 1.4 million, up 3.1% from July 2024 (Chart 1). This total comprised 714,700 arrivals by US residents (+0.7%) and 729,800 arrivals by overseas residents (+5.6%).

According to the daily traffic data, the highest number of US-resident arrivals (31,600) was observed on Thursday, July 3 (before the Independence Day long weekend in the United States), while the highest number of overseas-resident arrivals (28,100) was observed on Saturday, July 26.

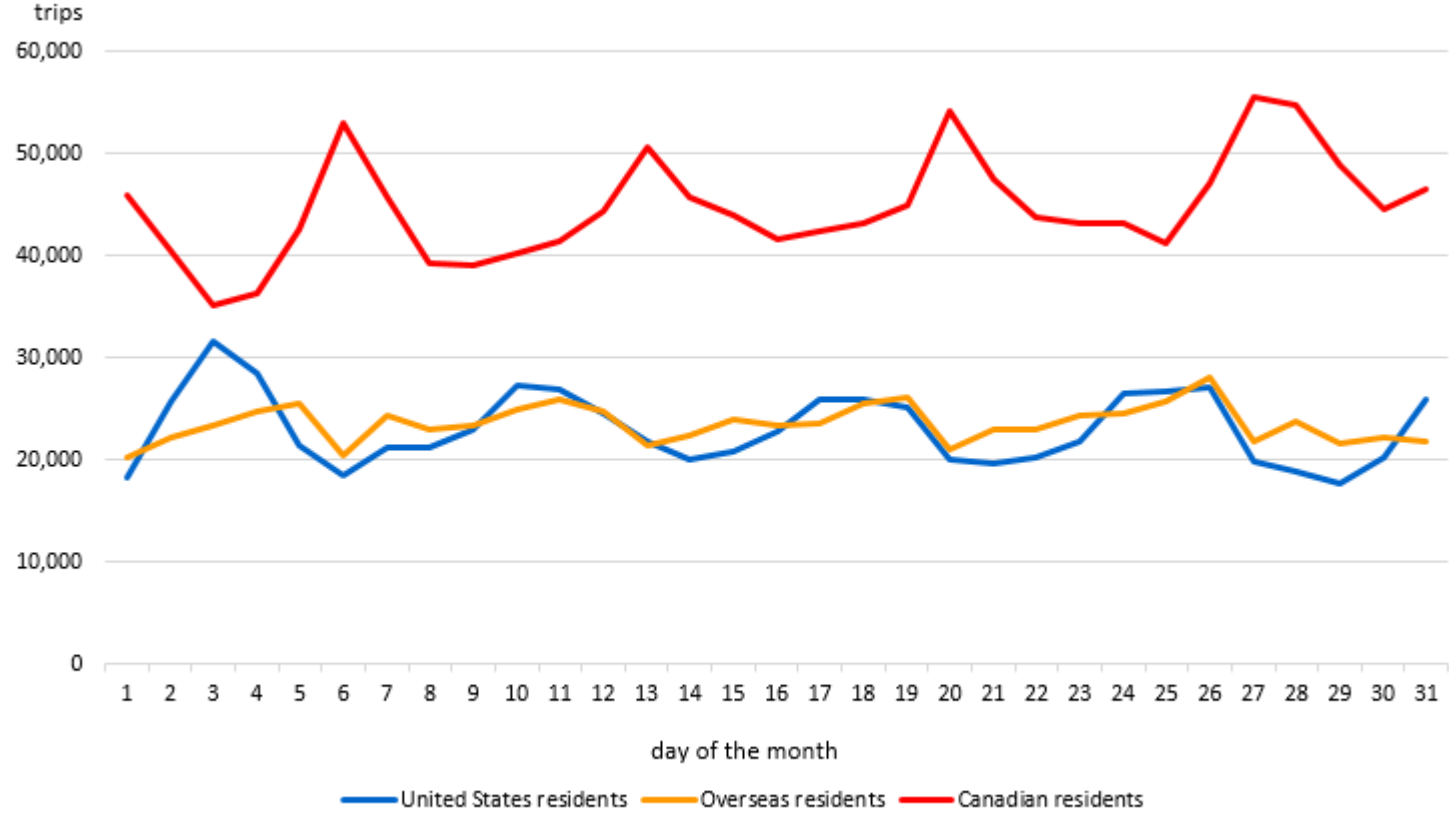
**Chart 1**  
Non-resident trips to Canada by commercial aircraft, July, 2019 to 2025



Source(s): Table 24-10-0056-01.



**Infographic 1 – Trips to Canada by commercial aircraft, by country of residence, July 2025**



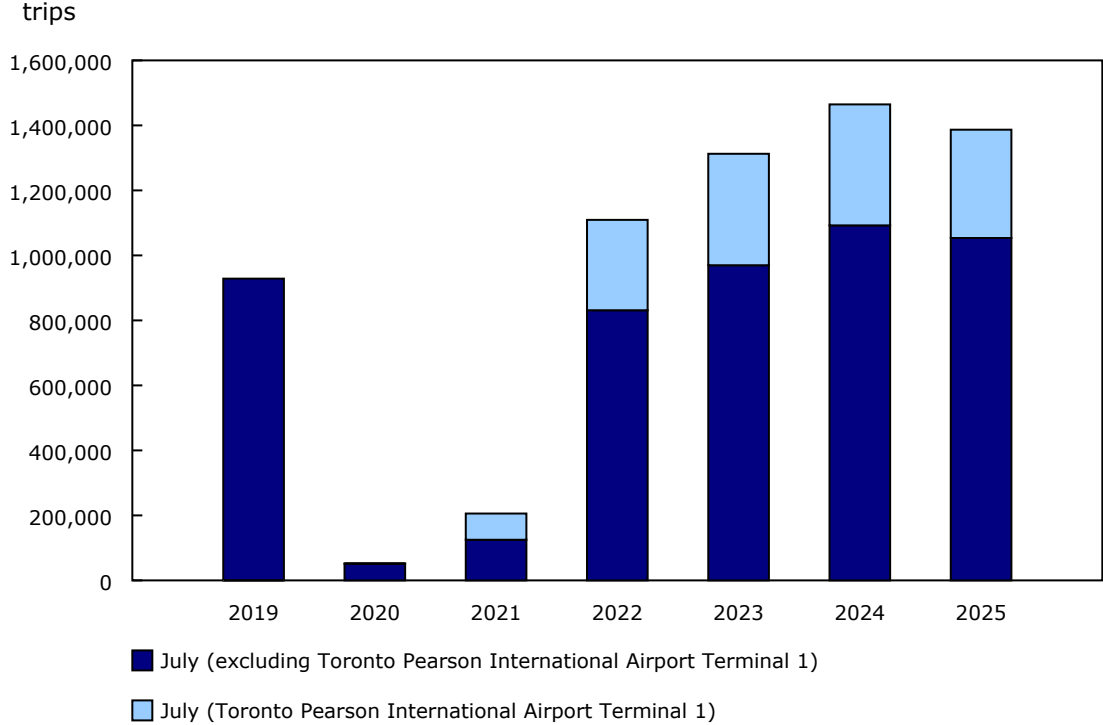
Source(s): Table 24-10-0056-01.

**Canadian-resident return trips by air decline**

In July 2025, Canadian-resident return trips by air from abroad stood at 1.4 million, down 5.3% from the same month one year earlier (Chart 2). Though the number of returning Canadian-resident trips from overseas countries increased 5.9% from July 2024 to 1.0 million in July 2025, the number of returning Canadian-resident trips by air from the United States declined 25.8% to 383,700.

In July, the highest number of returning Canadian-resident arrivals per day was observed on Sunday, July 27 (55,500), and the lowest was seen on Thursday, July 3 (35,200).

**Chart 2**  
**Canadian-resident return trips from abroad by commercial aircraft, July, 2019 to 2025**



Source(s): Table 24-10-0056-01.

### US-resident trips to Canada by automobile decrease

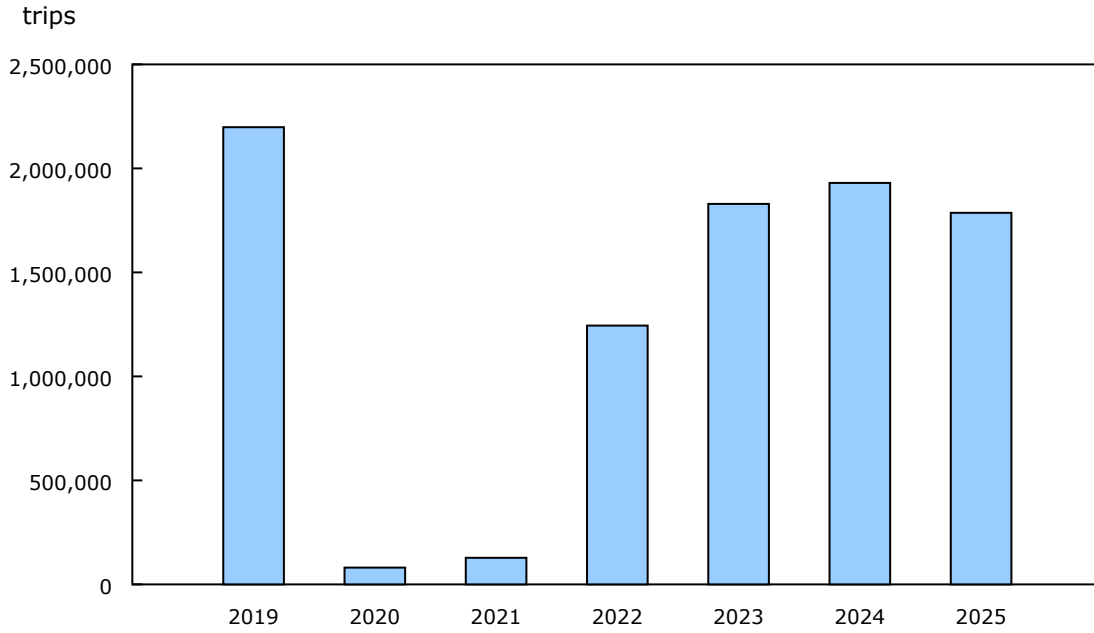
In July 2025, the number of US-resident trips to Canada by automobile (1.8 million) declined by 7.4% from the same month in 2024 (Chart 3). This was the sixth consecutive month of year-over-year declines.

From Thursday, July 3, to Friday, July 4, 2025, inclusive of Independence Day in the United States, an average of 94,600 US-resident arrivals per day was observed. This average was 40.7% higher than the average for the remaining Thursday-to-Friday periods in July.

---

**Chart 3**  
**US-resident trips to Canada by automobile, July, 2019 to 2025**

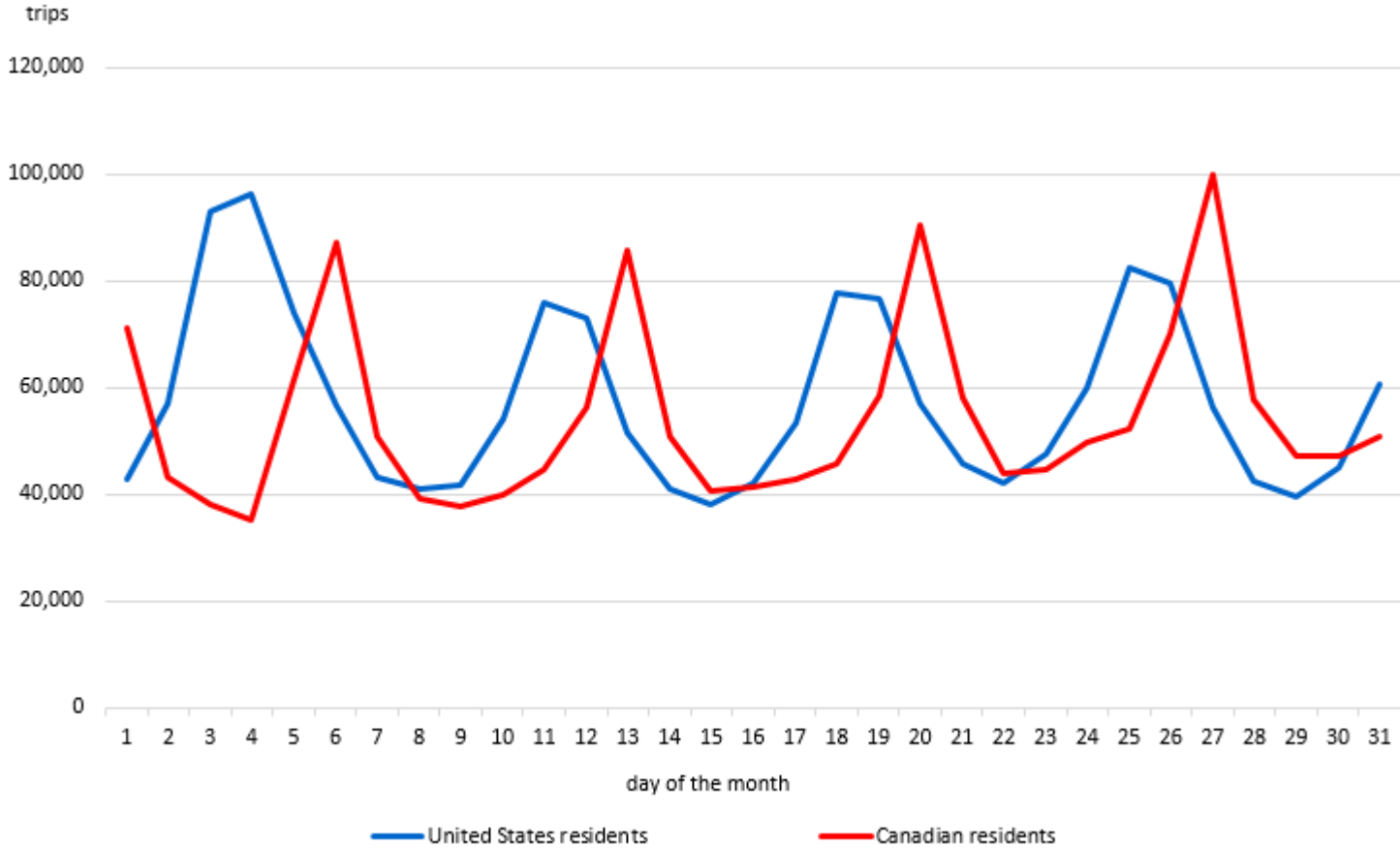
---



Source(s): Table [24-10-0057-01](#).

---

Infographic 2 – Trips to Canada by automobile, by country of residence, July 2025



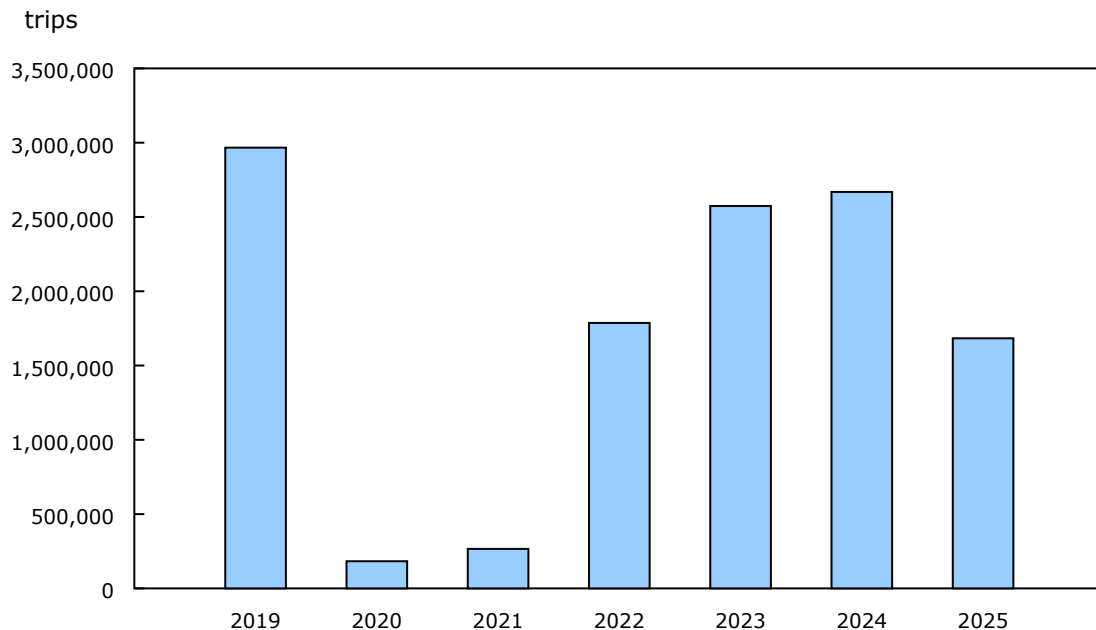
Source(s): Table 24-10-0057-01.

Canadian-resident return trips from the United States by automobile decline

In July 2025, the number of Canadian-resident return trips by automobile from the United States totalled 1.7 million, a steep decline (-36.9%) from the same month in 2024 (Chart 4). July 2025 marked the seventh consecutive month of year-over-year declines.

The highest number of returning Canadian-resident arrivals was observed on Sunday, July 27 (100,000). This number was 13.8% higher than the average for the other Sundays in July.

**Chart 4**  
**Canadian-resident return trips from the United States by automobile, July, 2019 to 2025**



Source(s): Table 24-10-0057-01.

### Focus on Canada and the United States

In July 2025, the number of arrivals to Canada by US residents by air edged up 0.7% from the same month in 2024, while arrivals by automobile decreased 7.4%.

Meanwhile, Canadian-resident return trips from the United States by air fell 25.8% in July 2025 compared with the same month one year earlier. Canadian-resident return trips by automobile dropped 36.9%.

An article recently published in Statistics Canada's *Economic and Social Reports* highlights the "[Recent changes in Canadian-resident travel to the United States](#)."

For more data and insights on areas touched by the socio-economic relationship between Canada and the United States, see the [Focus on Canada and the United States](#) webpage.

### Explore tourism data

To further explore current and historical data in an interactive format, see [Frontier Counts: Interactive Dashboard](#).

For other tourism-related information, see the [Travel and Tourism Statistics](#) portal.

---

## Did you know we have a mobile app?

Download our mobile app and get timely access to data at your fingertips! The [StatsCAN](#) app is available for free on the [App Store](#) and on [Google Play](#).

### Note to readers

*This release provides an early indicator of travel based on preliminary data on international arrivals to Canada for July 2025 for air and automobile (arrivals by automobile made by overseas residents are not included in this release). Complete counts will be available with the release of "[Travel between Canada and other countries](#)" on September 23.*

*For more information on concepts, definitions, data sources and methods, refer to [Frontier Counts](#).*

#### Data sources

*All counts of arrivals by air are from commercial aircraft and are produced exclusively using primary inspection kiosk (PIK) data received from the Canada Border Services Agency (CBSA). PIKs were deployed at Toronto Pearson International Airport Terminal 1 on June 22, 2021, and, as of July 2021, these arrivals are included in the total counts, which has consequently improved coverage. In 2024, PIKs captured 90.3% of all commercial air arrivals.*

*Counts of arrivals to the country by automobile through land ports equipped with the CBSA's automated Integrated Primary Inspection Line (IPIL) system represent a subset of US-resident trips and Canadian-resident return trips by automobile. In 2024, IPIL land ports captured 88.9% of all automobile entries.*

#### Next release

*The Leading indicator of international arrivals to Canada for August 2025 will be released on September 10.*

Available tables: [24-10-0056-01](#) to [24-10-0059-01](#) .

Definitions, data sources and methods: survey number [5005](#).

The product "[Frontier Counts: Interactive Dashboard](#)," part of the *Data Visualization Products* series ([71-607-X](#)), is available.

The article "[Recent changes in Canadian-resident travel to the United States](#)" is also available.

For more information, or to enquire about the concepts, methods or data quality of this release, contact us (toll-free 1-800-263-1136; 514-283-8300; [infostats@statcan.gc.ca](mailto:infostats@statcan.gc.ca)) or Media Relations ([statcan.mediahotline-ligneinfomedias.statcan@statcan.gc.ca](mailto:statcan.mediahotline-ligneinfomedias.statcan@statcan.gc.ca)).