

Screened passenger traffic at Canadian airports, April 2026

Released at 8:30 a.m. Eastern time in *The Daily*, Friday, May 29, 2026

Highlights

In April, 4.5 million passengers passed through pre-board security screening at checkpoints operated at Canada's eight largest airports, up 1.7% from April 2025.

Screened passengers to the United States lead overall decrease in international traffic

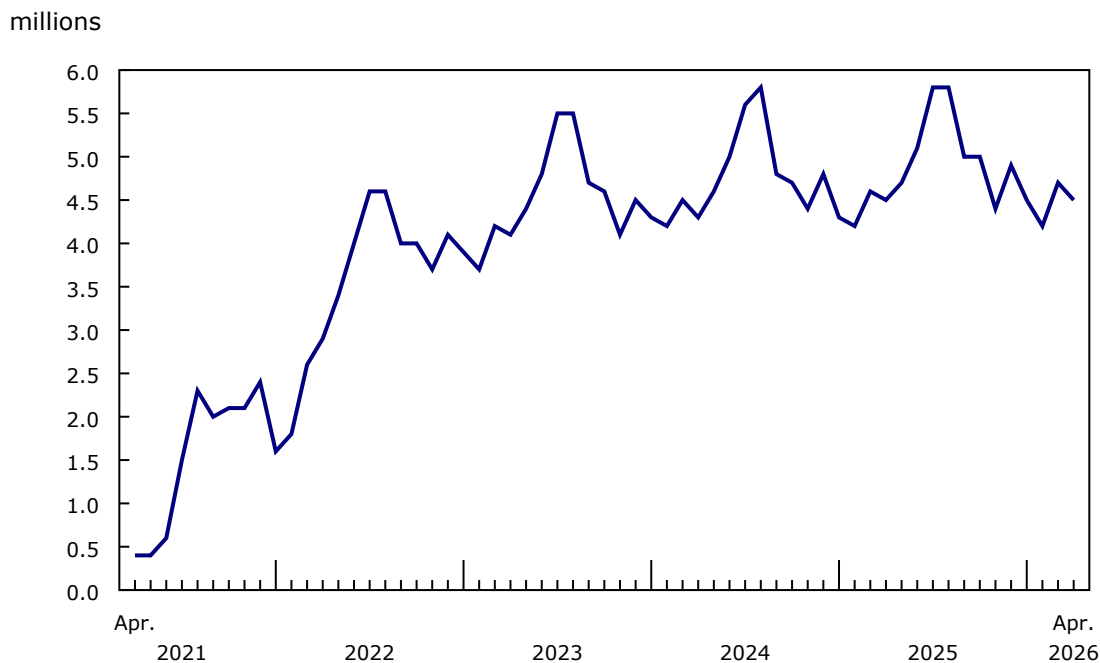
In April 2026, transborder traffic (to the United States) fell 3.6% from April 2025 to 1.1 million screened passengers, marking the 15th consecutive month of year-over-year decreases.

The number of passengers screened for international flights (outside the United States) edged down 0.3% in April 2026 from the same month in 2025 to 1.3 million, ending the 13-month run of year-over-year increases that began in March 2025. This occurred amid higher uncertainty within the air travel industry stemming from the conflict in Iran and soaring prices for refined petroleum products including [jet fuel](#).

In contrast, domestic traffic reached 2.1 million in April 2026, up 6.1% year over year as Canada's eight largest airports all posted increases.

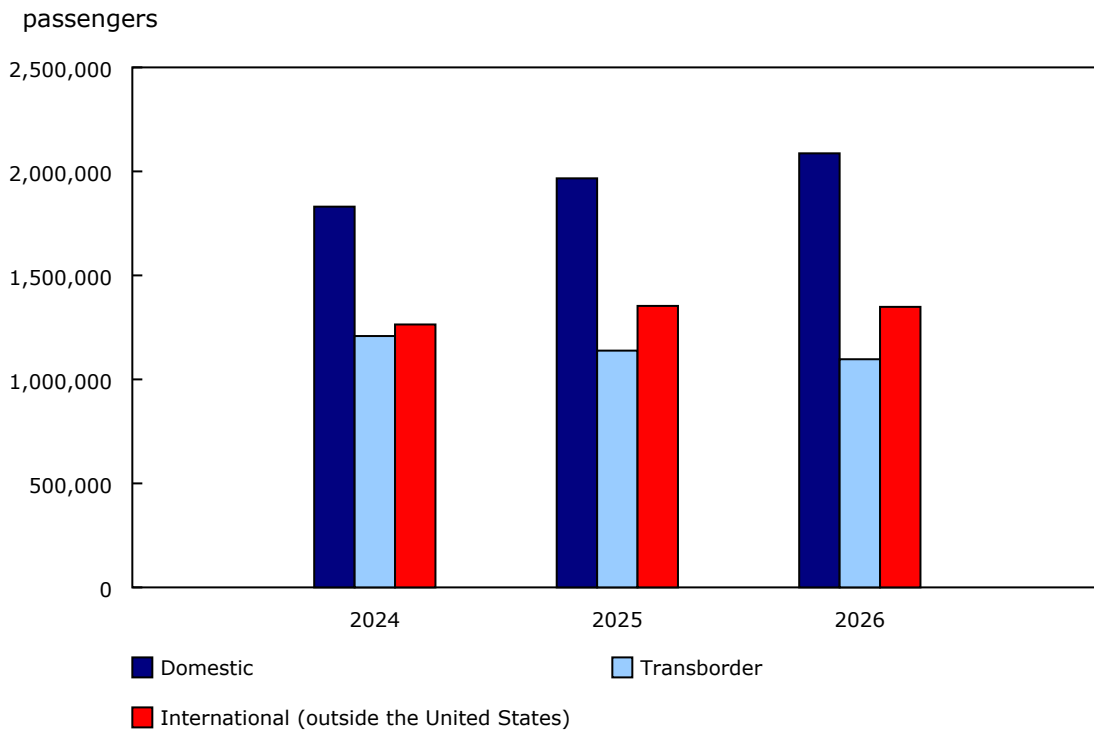
Chart 1

Number of screened passengers at the eight largest airports in Canada, monthly, 2021 to 2026



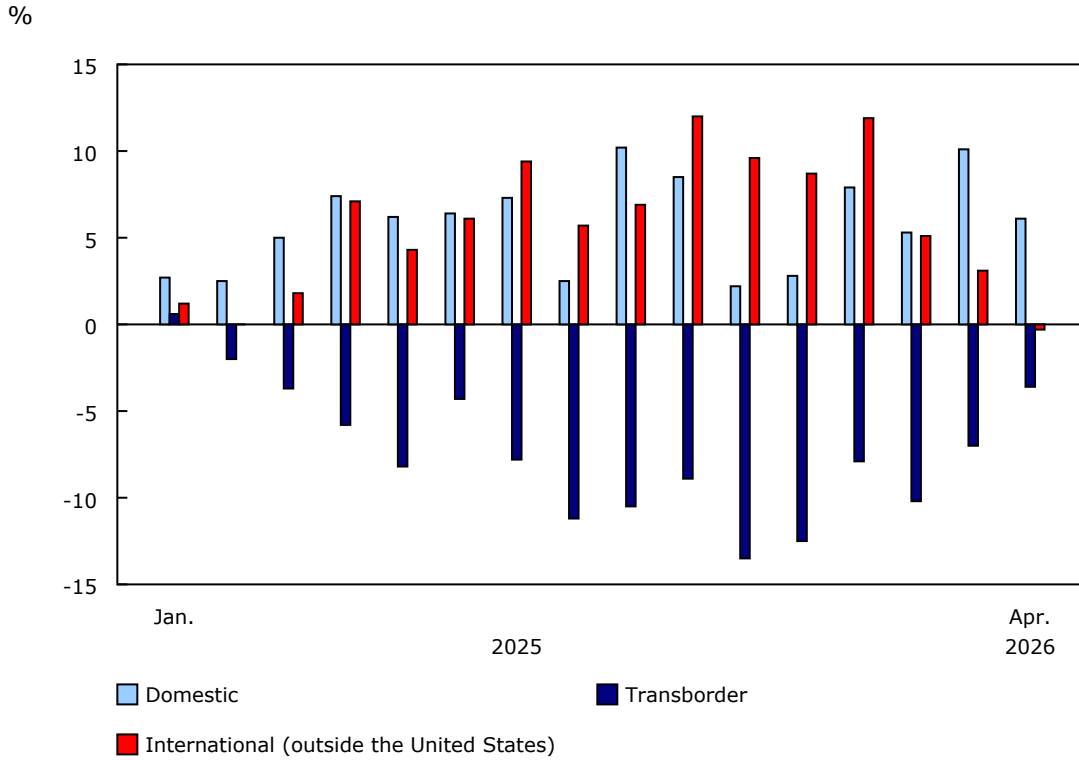
Source(s): Table 23-10-0312-01.

Chart 2
Number of screened passengers at the eight largest airports in Canada, by sector, April, 2024 to 2026



Source(s): Table 23-10-0312-01.

Chart 3
Year-over-year percentage change in monthly screened passengers, by sector, 2025 to 2026



Source(s): Table 23-10-0312-01.

Focus on Canada and the United States

Beginning in early 2025, a shift in air travel patterns coincided with the [trade tensions](#) between Canada and the United States. In April 2026, transborder (to the United States) screened passenger traffic was well below (-9.2%) the same month in 2024, before such tensions.

Transborder (to the United States) screened passenger traffic accounted for 24.2% of the total number of screened passengers in April 2026, down from 25.5% in April 2025 and 28.1% in April 2024.

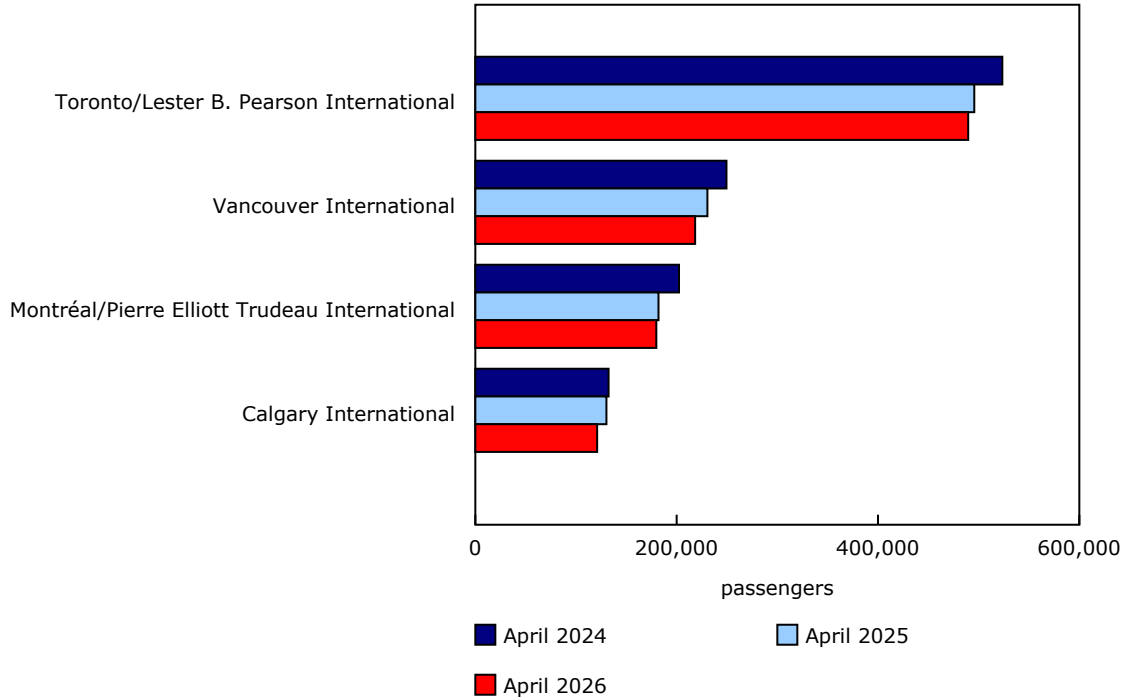
Transborder traffic is concentrated at the four largest Canadian airports, which account for more than 90% of all such traffic. In April, the four largest airports recorded year-over-year decreases in screened passenger counts for flights to the United States: Toronto/Lester B. Pearson International (-1.2%), Vancouver International (-5.3%), Montréal/Pierre Elliott Trudeau International (-1.2%) and Calgary International (-7.1%).

Note that screened passengers include both Canadian and non-Canadian residents.

For preliminary numbers of arrivals to Canada from the United States by air and automobile, see the release "[Leading indicator of international arrivals to Canada, April 2026.](#)"

For more data and insights on areas touched by the socioeconomic relationship between Canada and the United States, see the [Focus on Canada and the United States](#) webpage.

Chart 4
Number of screened transborder (to the United States) passengers, April, 2024 to 2026



Source(s): Table [23-10-0312-01](#).

Note to readers

Data for this release are derived from the Canadian Air Transport Security Authority (CATSA) Boarding Pass Security System and include screened traffic at pre-board security screening checkpoints at the eight largest airports in Canada.

The eight largest airports in Canada are Halifax/Robert L. Stanfield International, Montréal/Pierre Elliott Trudeau International, Ottawa/Macdonald-Cartier International, Toronto/Lester B. Pearson International, Winnipeg/James Armstrong Richardson International, Calgary International, Edmonton International and Vancouver International.

Screened passenger traffic includes air travellers required to go through pre-board security screening and excludes aircrew and airport employees. This data series represents a different measure of traffic than the counts of enplaned or deplaned passengers published in Statistics Canada's annual [Airport activity](#) report or produced by the individual airports. For example, the screened passenger data will not account for passengers with connecting flights who did not pass through security. For more information, please refer to the "Related information" tab (Definitions, data sources and methods) for this release.

Users interested in accessing daily counts of screened traffic at Canada's major airports can obtain them from the [CATSA website](#).

Available tables: table [23-10-0312-01](#).

Definitions, data sources and methods: survey number [5404](#).

For more information, or to enquire about the concepts, methods or data quality of this release, contact us (toll-free 1-800-263-1136; 514-283-8300; infostats@statcan.gc.ca) or Media Relations (statcan.mediahotline-ligneinfomedias.statcan@statcan.gc.ca).