

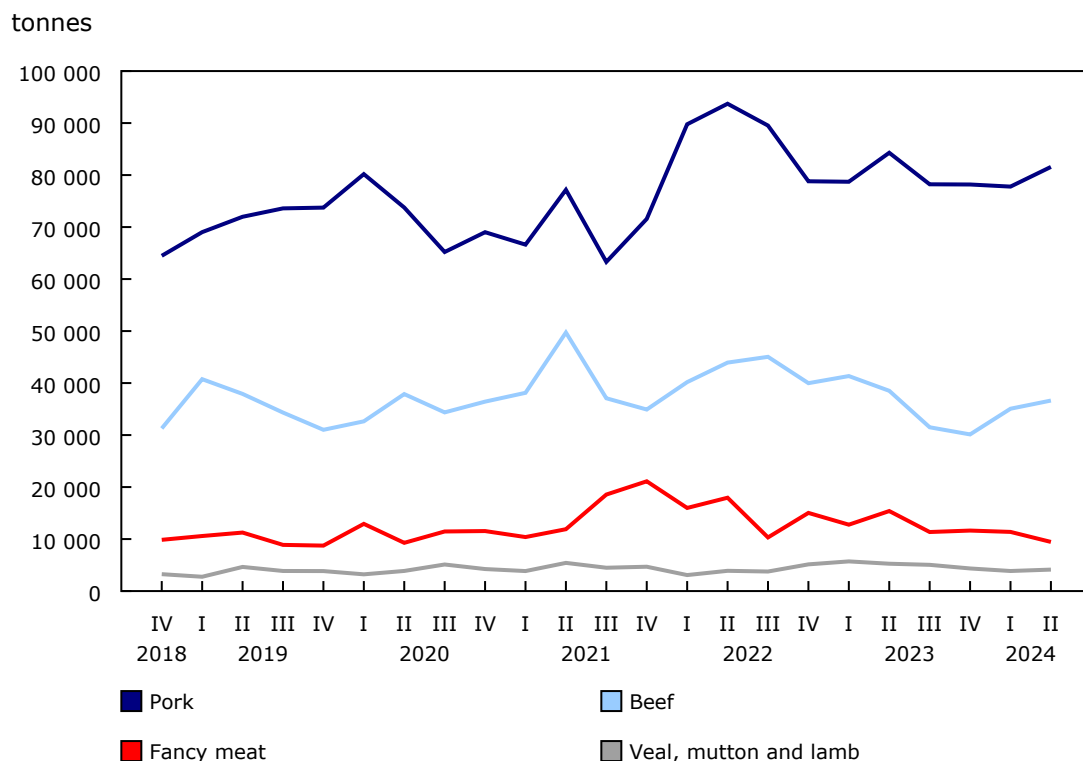
Stocks of frozen and chilled meats, April 1, 2024

Released at 8:30 a.m. Eastern time in *The Daily*, Friday, May 10, 2024

Stocks of frozen and chilled meats in cold storage facilities totalled 131 778 tonnes as of April 1, 2024, an increase of 2.9% compared with January 1, 2024, and an 8.1% decrease from April 1, 2023.

As of April 1, 2024, stocks of frozen and chilled pork (81 567 tonnes) made up the largest proportion of frozen and chilled meats in cold storage facilities in Canada, followed by stocks of frozen and chilled beef (36 636 tonnes).

Chart 1
Canadian quarterly stocks of frozen and chilled meats



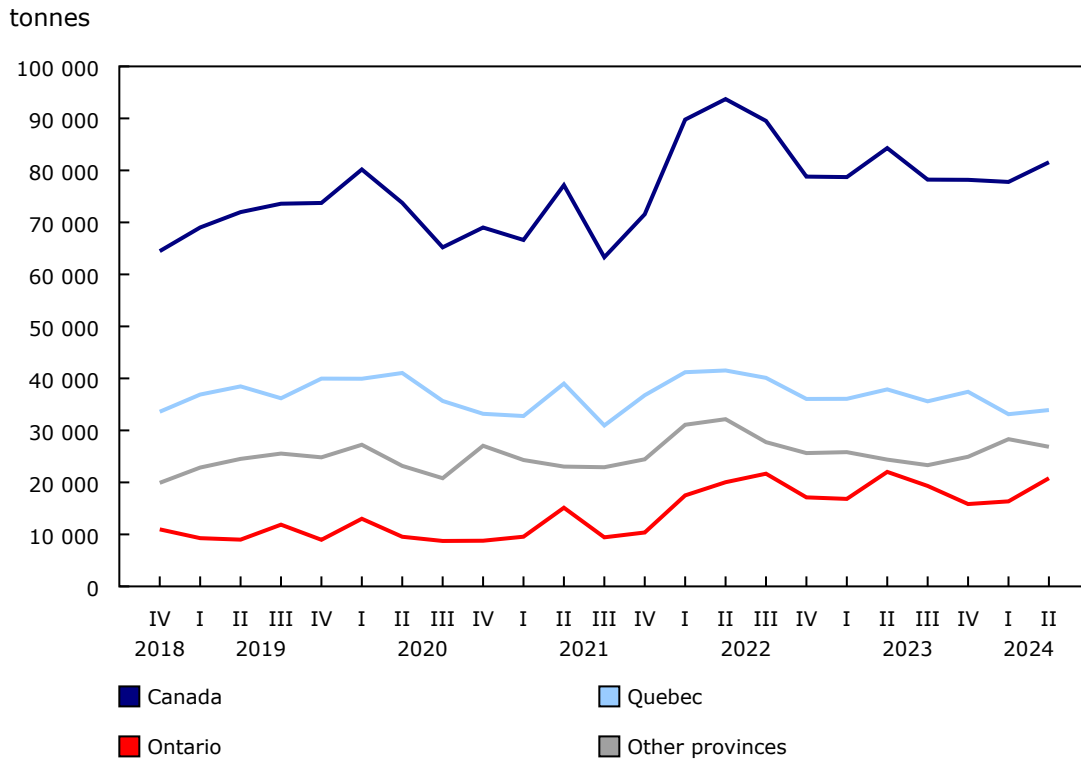
Note(s): As a result of rounding, provincial data may not add up to totals.
Source(s): Table 32-10-0137-01.

Stocks of frozen and chilled pork in cold storage facilities were up 4.9% as of April 1, 2024, compared with January 1, 2024, but they were down 3.2% compared with April 1, 2023. Stocks of frozen and chilled pork in Ontario increased 27.2% as of April 1, 2024, compared with January 1, 2024, accounting for the majority of the national increase.

As of April 1, 2024, stocks of frozen and chilled beef were up 4.5% compared with January 1, 2024, coinciding with lower exports than in the previous period. Stocks of frozen and chilled beef were down 4.9% as of April 1, 2024, compared with the previous year (as of April 1, 2023). A decrease in cattle slaughter and an increase in beef exports in the first quarter of 2024, compared with the same period in 2023, may have contributed to this decline.

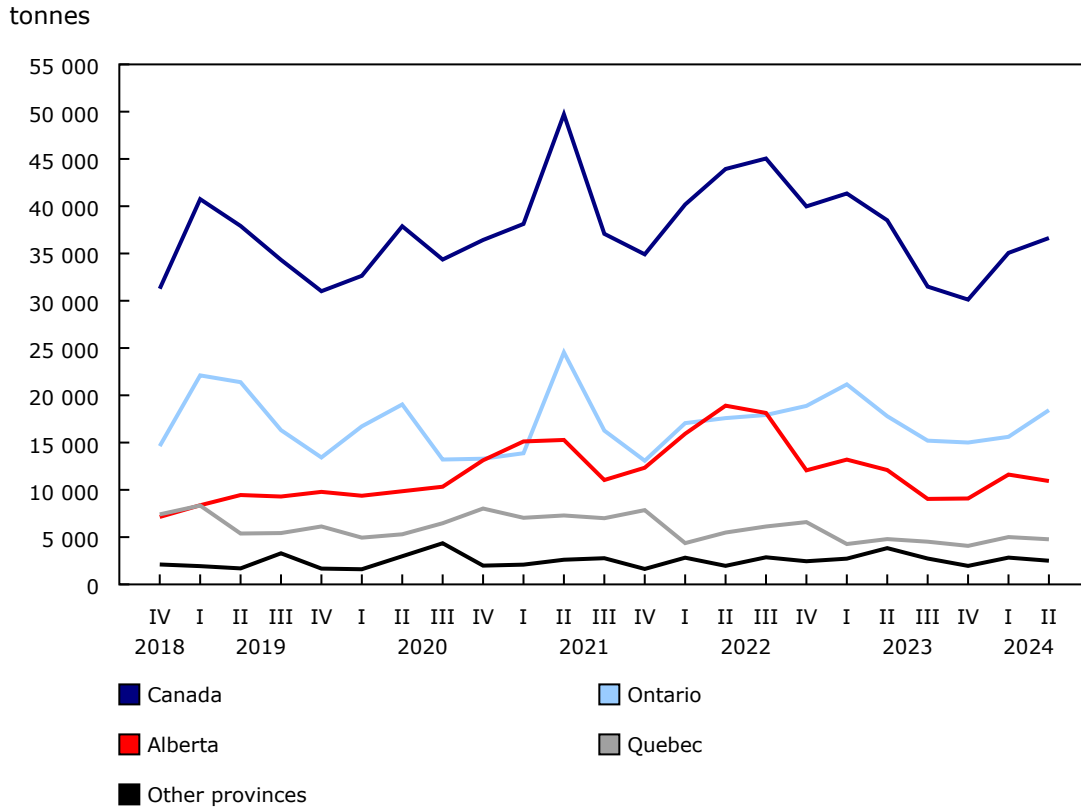
At the national level, Quebec held 41.6% (33 914 tonnes) of the stocks of frozen and chilled pork as of April 1, 2024, and Ontario held 50.3% (18 429 tonnes) of the stocks of frozen and chilled beef.

Chart 2
Quarterly stocks of frozen and chilled pork meats, by province



Note(s): As a result of rounding, provincial data may not add up to totals.
Source(s): Table 32-10-0137-01.

Chart 3
Quarterly stocks of frozen and chilled beef meats, by province



x suppressed to meet the confidentiality requirements of the *Statistics Act*
Note(s): Data for Alberta and "Other provinces" for the second quarter of 2020 have been suppressed to meet the confidentiality requirements of the *Statistics Act*. As a result of these suppressions, as well as rounding, provincial data may not add up to totals.
Source(s): Table 32-10-0137-01.

Did you know we have a mobile app?

Download our mobile app and get timely access to data at your fingertips! The [StatsCAN](#) app is available for free on the [App Store](#) and on [Google Play](#).

Note to readers

This release contains national data on stock holdings for various cuts of pork, beef, veal, mutton and lamb and for fancy meats, as well as regional data for total red meats. This release also includes the holdings of imported meat at the national level.

For the latest information on the Census of Agriculture, visit the [Census of Agriculture](#) portal.

For more information on agriculture and food, visit the [Agriculture and food statistics](#) portal.

Available tables: [32-10-0137-01](#) and [32-10-0138-01](#).

Definitions, data sources and methods: survey number [3423](#).

For more information, or to enquire about the concepts, methods or data quality of this release, contact us (toll-free 1-800-263-1136; 514-283-8300; infostats@statcan.gc.ca) or Media Relations (statcan.mediahotline-ligneinfomedias.statcan@statcan.gc.ca).