

# Canadian international trade in services, December 2023

Released at 8:30 a.m. Eastern time in *The Daily*, Wednesday, February 7, 2024

Canada's monthly international trade in services deficit narrowed from \$0.9 billion in November to \$0.7 billion in December. Overall, exports of services increased 1.3% to \$16.9 billion, while imports of services were up 0.3% to \$17.6 billion.

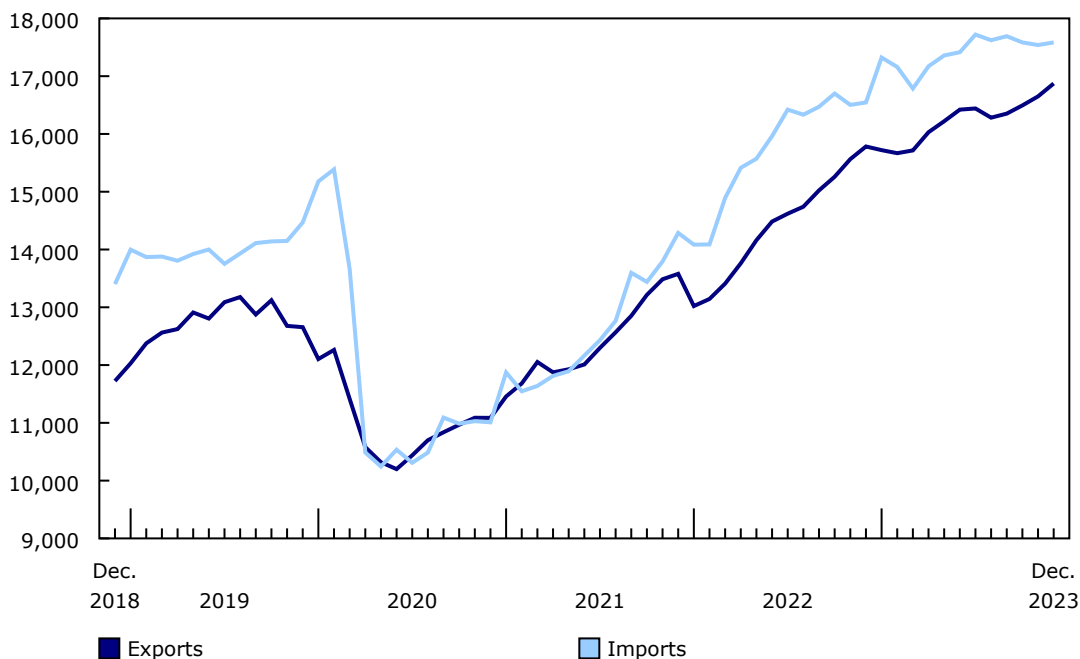
Exports of commercial services were up 1.0% to \$10.8 billion in December. Exports of travel services increased 2.5% to \$4.3 billion, on higher spending by both US and non-US resident visitors in Canada.

The slight increase in imports occurred as a result of higher imports of transportation services (+1.6%) and commercial services (+0.4%), which were partially offset by lower payments of travel services (-1.1%) in December.

To explore the most recent results of Canada's international trade in services in an interactive format, see the [International trade monthly interactive dashboard](#).

## Chart 1 International trade in services

millions of dollars



**Note(s):** Data are seasonally adjusted.

**Source(s):** Table 12-10-0144-01.

Total exports of goods decreased 1.9% from November to \$64.1 billion in December, and total imports of goods edged up 0.2% to \$64.4 billion. This resulted in the goods trade balance going from a surplus of \$1.1 billion in November to a deficit of \$0.3 billion in December. Combined, the trade balance for goods and services amounted to a deficit of \$1.0 billion in December, compared with a surplus of \$0.2 billion in November.



Statistics  
Canada

Statistique  
Canada

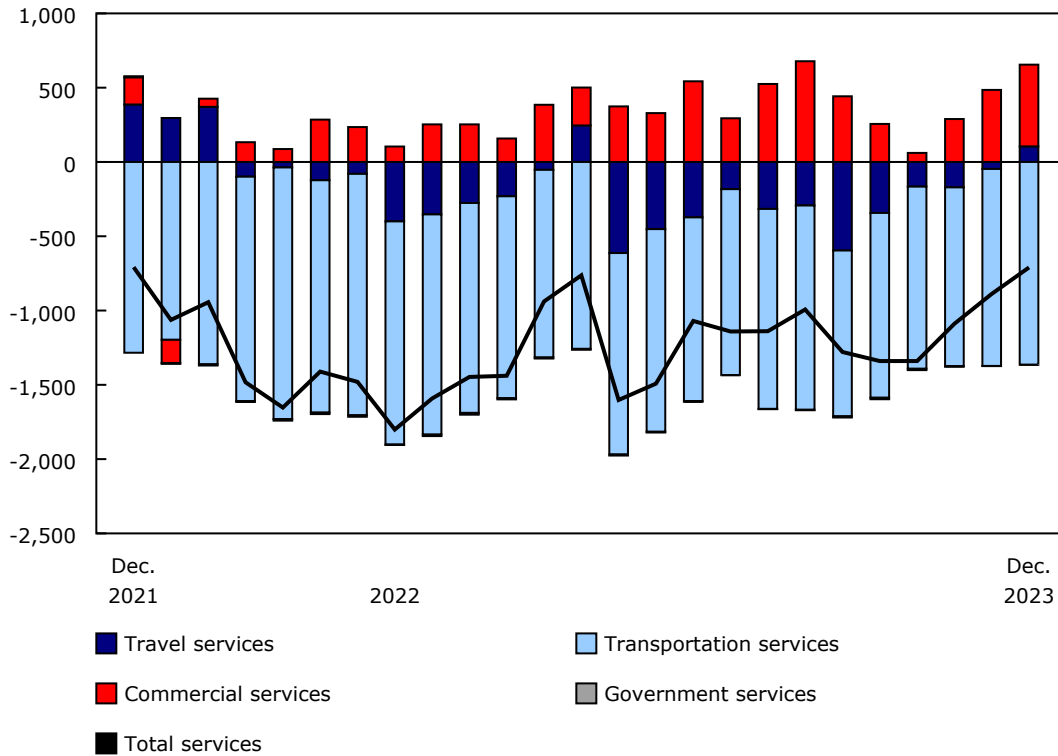
Canada

On an annual basis, exports of services increased 12.7% to \$194.9 billion in 2023, and imports were up 10.6% to \$209.0 billion. As a result, Canada's international trade in services deficit narrowed from \$16.0 billion in 2022 to \$14.1 billion in 2023. Commercial services and transportation services were largely responsible for the narrowing deficit, as exports of commercial services (+\$10.0 billion) increased more than imports (+\$7.2 billion), and exports of transportation services increased (+\$0.8 billion) while imports declined (-\$1.0 billion). The travel services deficit widened from \$0.7 billion in 2022 to \$3.4 billion in 2023, as imports (+\$13.7 billion) increased more than exports (+\$11.0 billion).

The services trade deficit in November, originally reported at \$1.0 billion in the previous release, was revised down to \$0.9 billion with this month's release. Imports of services were revised down by \$65 million, while exports of services were revised up by \$19 million.

**Chart 2**  
**International trade in services, balances**

millions of dollars

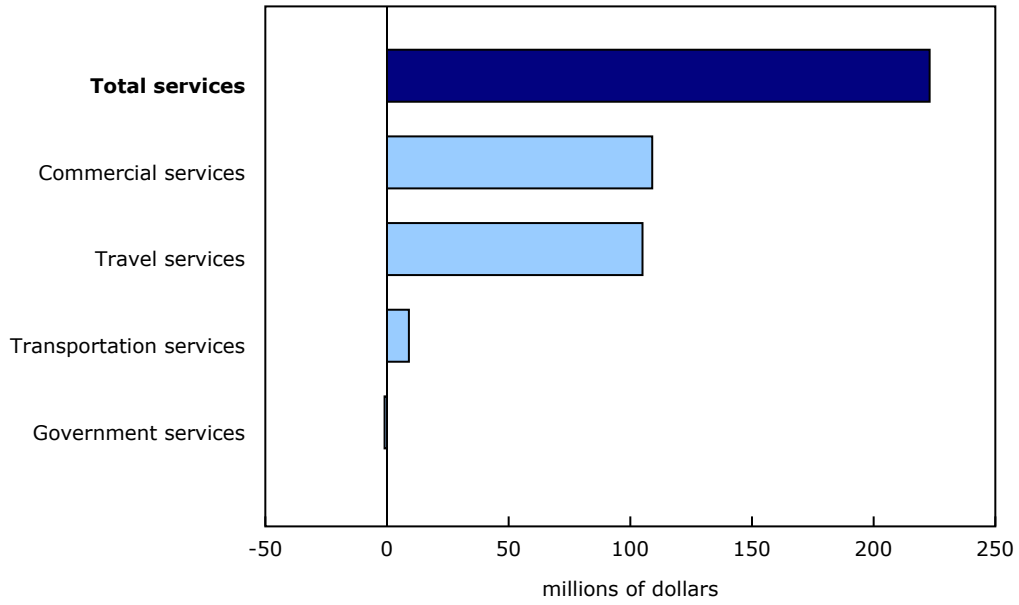


**Note(s):** Data are seasonally adjusted.  
**Source(s):** Table 12-10-0144-01.

---

**Chart 3**  
**Contribution to the monthly change in exports, December 2023**

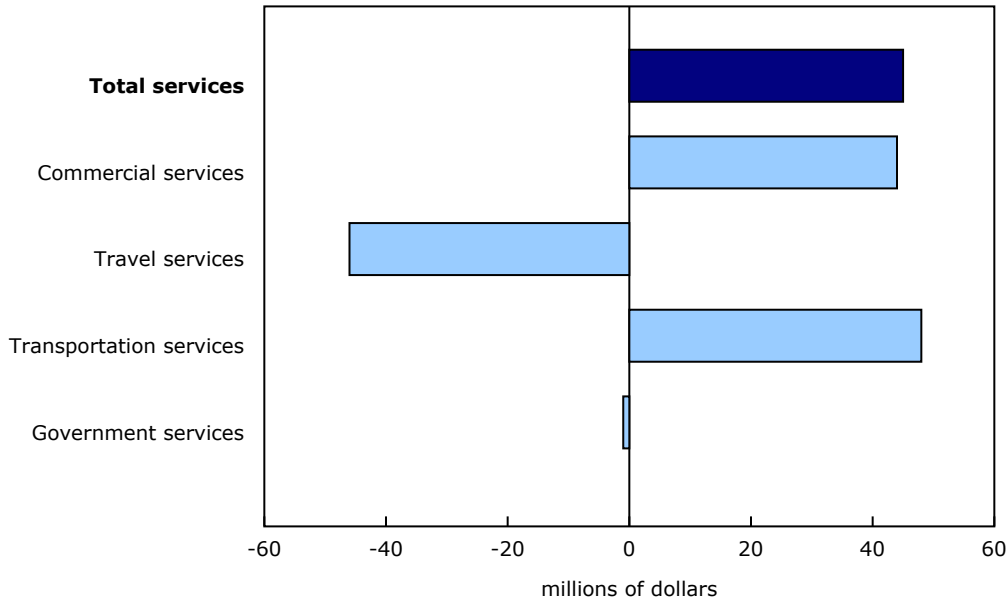
---



**Note(s):** Data are seasonally adjusted.  
**Source(s):** Table [12-10-0144-01](#).

---

**Chart 4**  
**Contribution to the monthly change in imports, December 2023**



**Note(s):** Data are seasonally adjusted.  
**Source(s):** Table 12-10-0144-01.

### Did you know we have a mobile app?

Get timely access to data right at your fingertips by downloading the [StatsCAN app](#), available for free on the [App Store](#) and on [Google Play](#).

### Note to readers

#### Next release

Data on Canadian international trade in services for January 2024 will be released on March 7, 2024.

**Table 1**  
**International trade in services—seasonally adjusted**

	August 2023 <sup>r</sup>	September 2023 <sup>r</sup>	October 2023 <sup>r</sup>	November 2023 <sup>r</sup>	December 2023
	millions of dollars				
<b>Total services, exports</b>	<b>16,282</b>	<b>16,352</b>	<b>16,494</b>	<b>16,650</b>	<b>16,873</b>
Commercial services	10,511	10,488	10,527	10,662	10,771
Travel services	3,977	4,081	4,152	4,188	4,293
Transportation services	1,645	1,634	1,666	1,650	1,659
Government services	150	149	150	151	150
<b>Total services, imports</b>	<b>17,622</b>	<b>17,692</b>	<b>17,584</b>	<b>17,539</b>	<b>17,584</b>
Commercial services	10,255	10,427	10,238	10,177	10,221
Travel services	4,320	4,247	4,323	4,235	4,189
Transportation services	2,888	2,860	2,869	2,976	3,024
Government services	159	157	154	151	150
<b>Total services, balances</b>	<b>-1,340</b>	<b>-1,340</b>	<b>-1,089</b>	<b>-888</b>	<b>-710</b>
Commercial services	256	61	289	485	550
Travel services	-343	-166	-171	-47	105
Transportation services	-1,244	-1,226	-1,203	-1,326	-1,365
Government services	-10	-9	-4	-1	0

<sup>r</sup> revised

Source(s): Table [12-10-0144-01](#).

**Table 2**  
**International trade in goods and services—seasonally adjusted**

	August 2023 <sup>r</sup>	September 2023 <sup>r</sup>	October 2023 <sup>r</sup>	November 2023 <sup>r</sup>	December 2023
	millions of dollars				
<b>Exports</b>					
Goods	65,086	65,803	66,018	65,328	64,073
Services	16,282	16,352	16,494	16,650	16,873
Goods and services	81,368	82,155	82,512	81,978	80,946
<b>Imports</b>					
Goods	64,454	65,060	63,378	64,267	64,385
Services	17,622	17,692	17,584	17,539	17,584
Goods and services	82,076	82,752	80,962	81,806	81,969
<b>Balances</b>					
Goods	632	743	2,640	1,061	-312
Services	-1,340	-1,340	-1,089	-888	-710
Goods and services	-708	-597	1,551	173	-1,022

<sup>r</sup> revised

Source(s): Tables [12-10-0011-01](#) and [12-10-0144-01](#).

**Available tables: table [12-10-0144-01](#).**

**Definitions, data sources and methods: survey number [1536](#).**

The updated [Canada and the World Statistics Hub \(13-609-X\)](#) is available online. This product illustrates the nature and extent of Canada's economic and financial relationship with the world using interactive charts and tables. It provides easy access to information on trade, investment, employment and travel between Canada and a number of countries, including the United States, the United Kingdom, Mexico, China, Japan, Belgium, Italy, the Netherlands and Spain.

The *Methodological Guide: Canadian System of Macroeconomic Accounts (13-607-X)* is available.

The *User Guide: Canadian System of Macroeconomic Accounts (13-606-G)* is also available. This publication will be updated to maintain its relevance.

For more information, or to enquire about the concepts, methods or data quality of this release, contact us (toll-free 1-800-263-1136; 514-283-8300; [infostats@statcan.gc.ca](mailto:infostats@statcan.gc.ca)) or Media Relations ([statcan.mediahotline-ligneinfomedias.statcan@statcan.gc.ca](mailto:statcan.mediahotline-ligneinfomedias.statcan@statcan.gc.ca)).