

Canadian international trade in services, March 2023

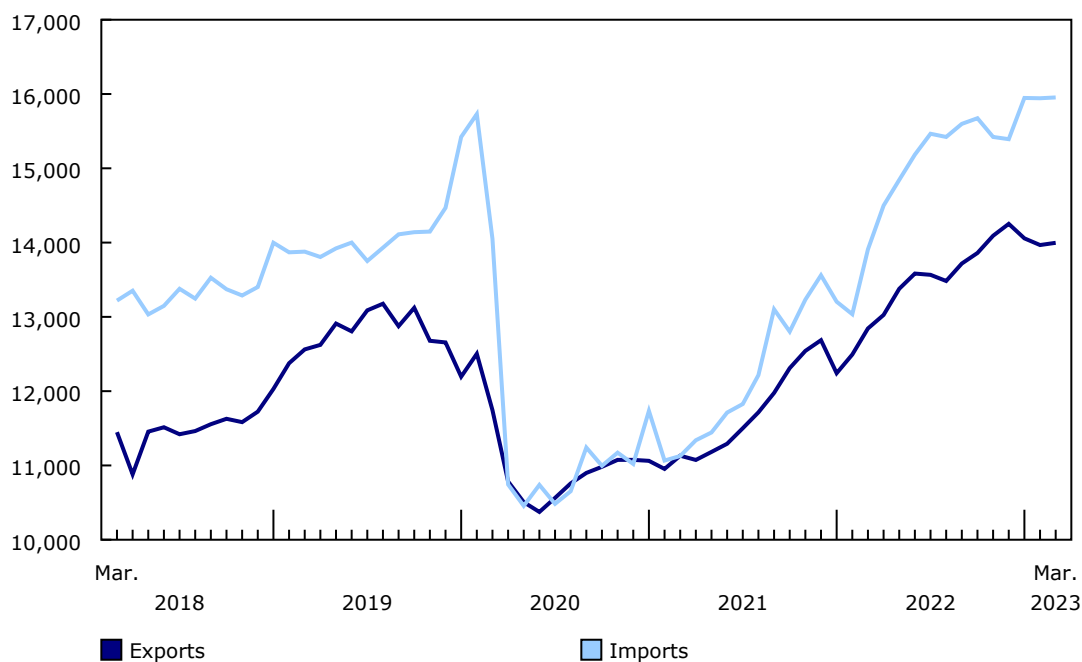
Released at 8:30 a.m. Eastern time in *The Daily*, Thursday, May 4, 2023

Canada's monthly international trade in services deficit was essentially unchanged in March, at \$2.0 billion. Overall, exports of services were up 0.2% to \$14.0 billion, as an increase in commercial services (+0.6%) was moderated by a decline in travel services (-1.0%). Imports edged up 0.1% to \$16.0 billion, reflecting higher commercial services (+1.0%), which was partially offset by lower transportation services (-2.8%).

To explore the most recent results of Canada's international trade in services in an interactive format, see the [International trade monthly interactive dashboard](#).

Chart 1
International trade in services

millions of dollars



Note(s): Data are seasonally adjusted.

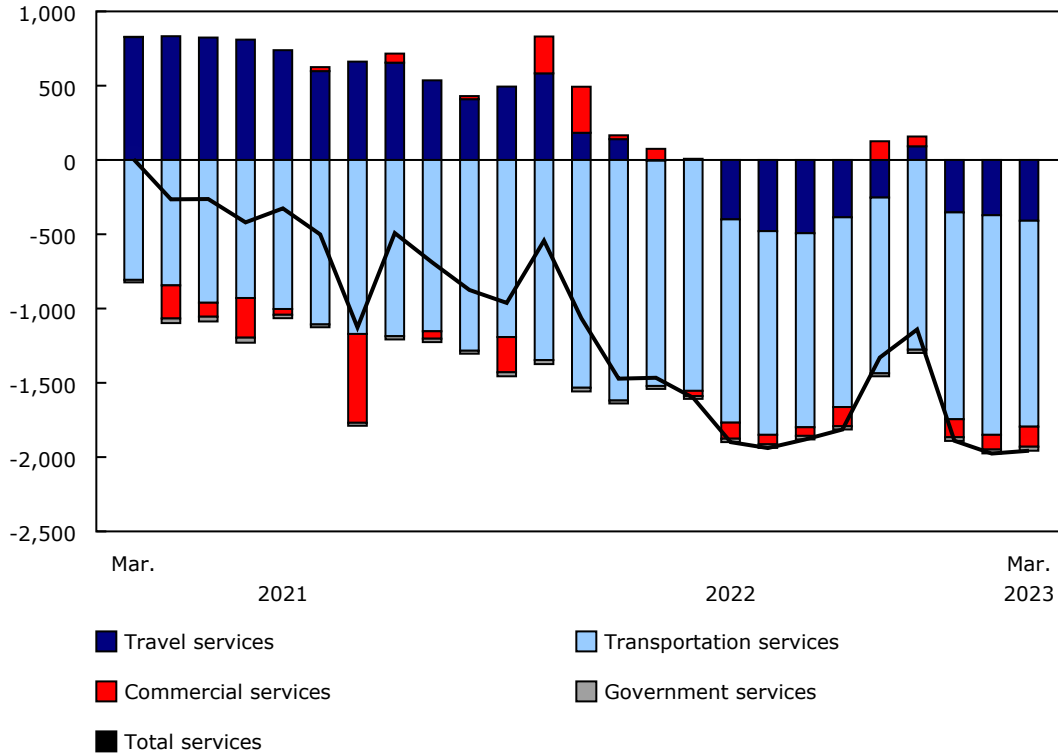
Source(s): Table 12-10-0144-01.

In March, total imports of goods decreased 2.9% from February to \$62.6 billion, and total exports of goods were down 0.7% to \$63.6 billion, resulting in a surplus of \$1.0 billion. Combined, the trade balance for goods and services amounted to a deficit of \$1.0 billion in March, compared with a deficit of \$2.5 billion in February.



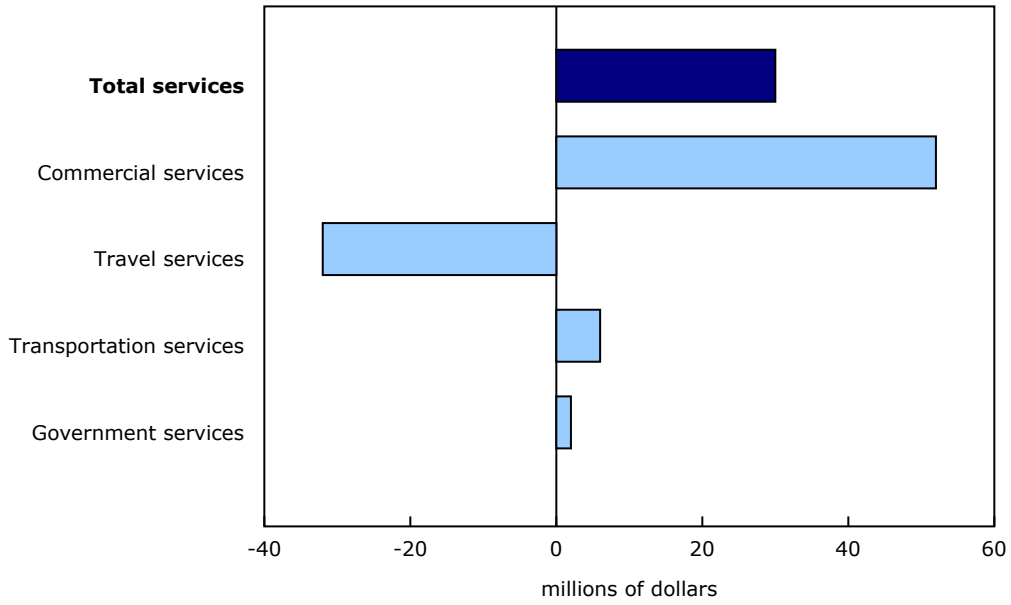
Chart 2
International trade in services, balances

millions of dollars



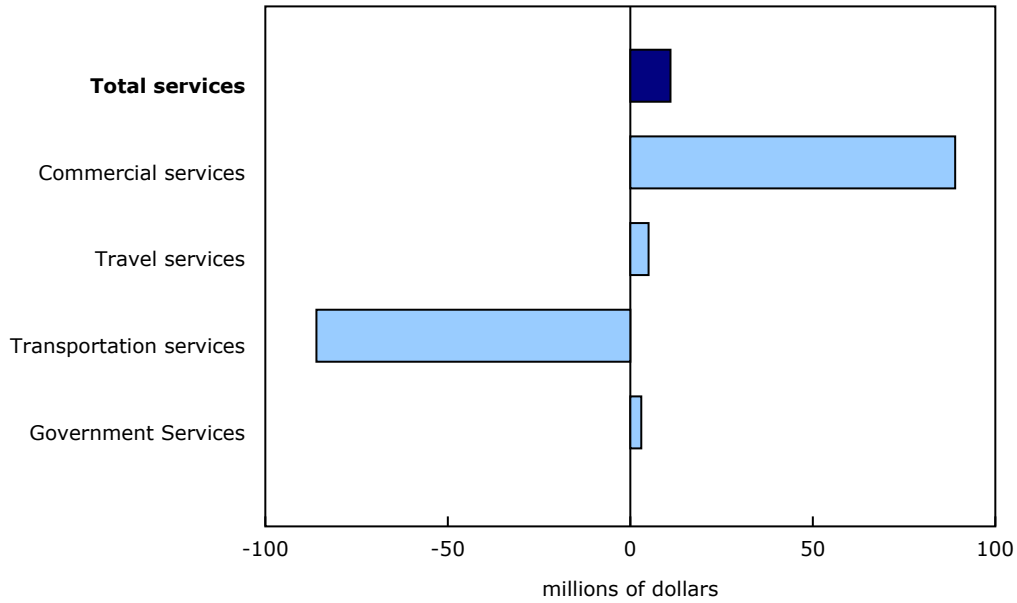
Note(s): Data are seasonally adjusted.
Source(s): Table 12-10-0144-01.

Chart 3
Contribution to the monthly change in exports, March 2023



Note(s): Data are seasonally adjusted.
Source(s): Table [12-10-0144-01](#).

Chart 4
Contribution to the monthly change in imports, March 2023



Note(s): Data are seasonally adjusted.
Source(s): Table [12-10-0144-01](#).

Note to readers

Next release

Data on Canadian international trade in services for April will be released on June 7.

Table 1
International trade in services – seasonally adjusted

	November 2022 ^r	December 2022 ^r	January 2023 ^r	February 2023 ^r	March 2023
	millions of dollars				
Total services, exports	14,092	14,252	14,057	13,967	13,997
Commercial services	9,226	9,321	9,194	9,085	9,137
Travel services	3,056	3,136	3,087	3,140	3,108
Transportation services	1,688	1,674	1,651	1,616	1,622
Government services	122	122	124	127	129
Total services, imports	15,422	15,392	15,947	15,943	15,954
Commercial services	9,101	9,254	9,315	9,184	9,273
Travel services	3,309	3,044	3,440	3,512	3,517
Transportation services	2,871	2,950	3,043	3,094	3,008
Government services	141	144	149	153	156
Total services, balances	-1,330	-1,141	-1,890	-1,976	-1,957
Commercial services	126	66	-121	-99	-135
Travel services	-253	92	-353	-372	-409
Transportation services	-1,183	-1,277	-1,392	-1,478	-1,386
Government services	-20	-22	-25	-26	-27

^r revised

Source(s): Table [12-10-0144-01](#).

Table 2
International trade in goods and services – seasonally adjusted

	November 2022 ^r	December 2022 ^r	January 2023 ^r	February 2023 ^r	March 2023
	millions of dollars				
Exports					
Goods	64,116	64,162	66,503	63,996	63,563
Services	14,092	14,252	14,057	13,967	13,997
Goods and services	78,208	78,414	80,560	77,963	77,560
Imports					
Goods	64,016	63,091	65,269	64,483	62,591
Services	15,422	15,392	15,947	15,943	15,954
Goods and services	79,438	78,483	81,216	80,426	78,545
Balances					
Goods	100	1,071	1,234	-487	972
Services	-1,330	-1,141	-1,890	-1,976	-1,957
Goods and services	-1,230	-70	-656	-2,463	-985

^r revised

Source(s): Tables [12-10-0011-01](#) and [12-10-0144-01](#).

Available tables: table [12-10-0144-01](#).

Definitions, data sources and methods: survey number [1536](#).

The updated [Canada and the World Statistics Hub \(13-609-X\)](#) is available online. This product illustrates the nature and extent of Canada's economic and financial relationship with the world using interactive charts and tables. It provides easy access to information on trade, investment, employment and travel between Canada and a number of countries, including the United States, the United Kingdom, Mexico, China, Japan, Belgium, Italy, the Netherlands and Spain.

The *Methodological Guide: Canadian System of Macroeconomic Accounts* ([13-607-X](#)) is available.

The *User Guide: Canadian System of Macroeconomic Accounts* ([13-606-G](#)) is also available. This publication will be updated to maintain its relevance.

For more information, or to enquire about the concepts, methods or data quality of this release, contact us (toll-free 1-800-263-1136; 514-283-8300; infostats@statcan.gc.ca) or Media Relations (statcan.mediahotline-ligneinfomedias.statcan@statcan.gc.ca).