

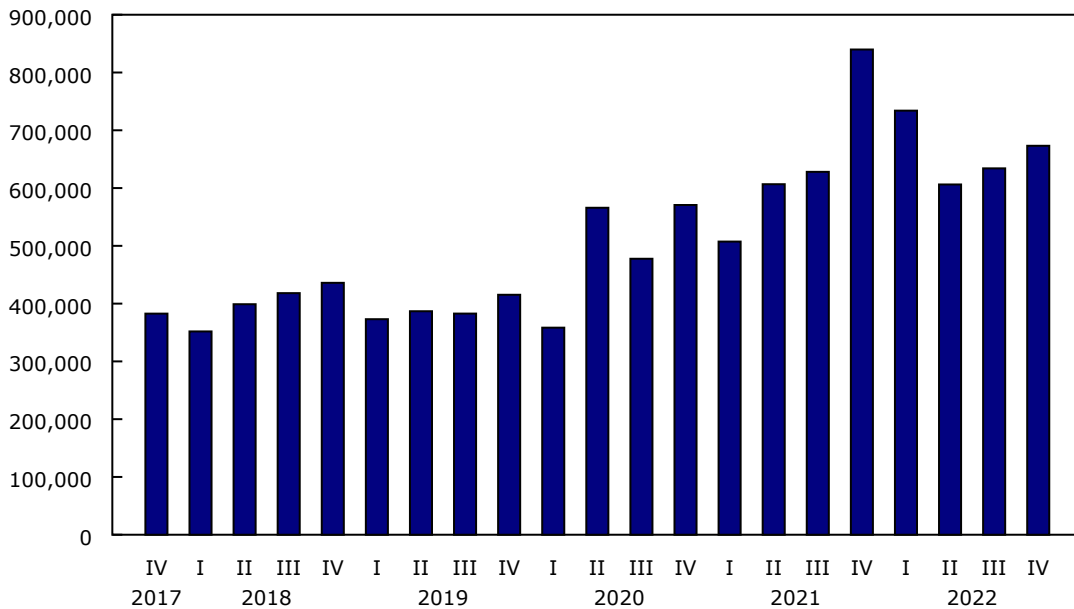
# Quarterly civil aviation statistics, fourth quarter 2022

Released at 8:30 a.m. Eastern time in *The Daily*, Thursday, April 27, 2023

Quarterly civil aviation statistics are now available for the fourth quarter of 2022.

**Chart 1**  
**Quarterly goods revenue, Canadian air carriers**

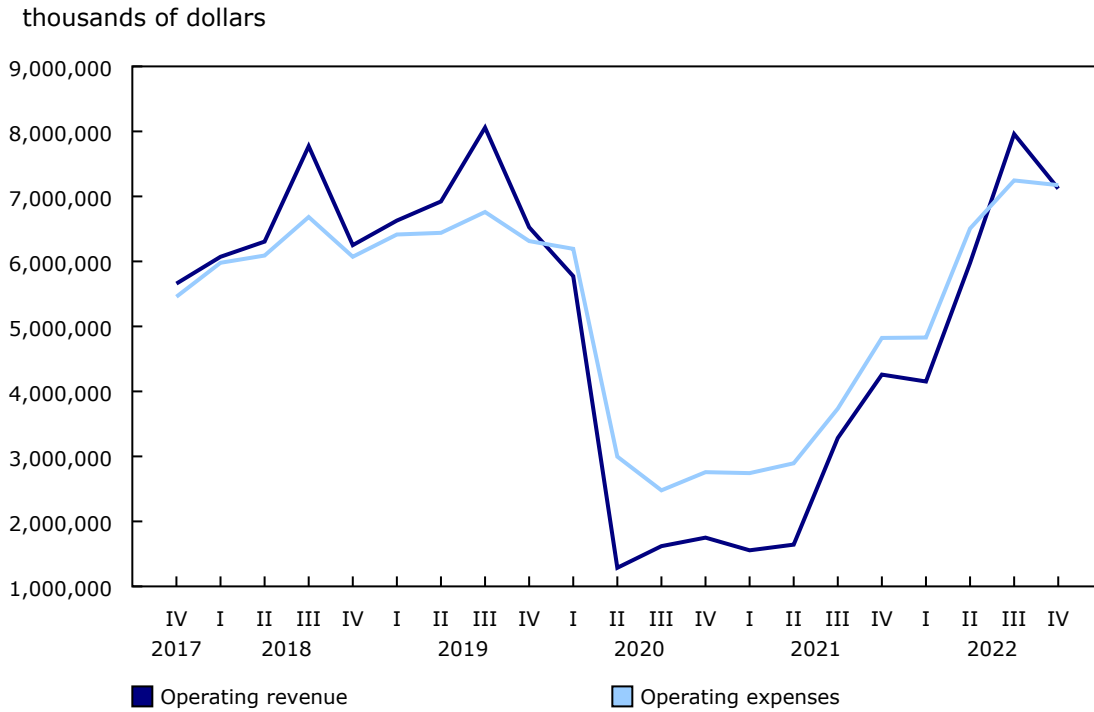
thousands of dollars



Source(s): Table 23-10-0260-01.



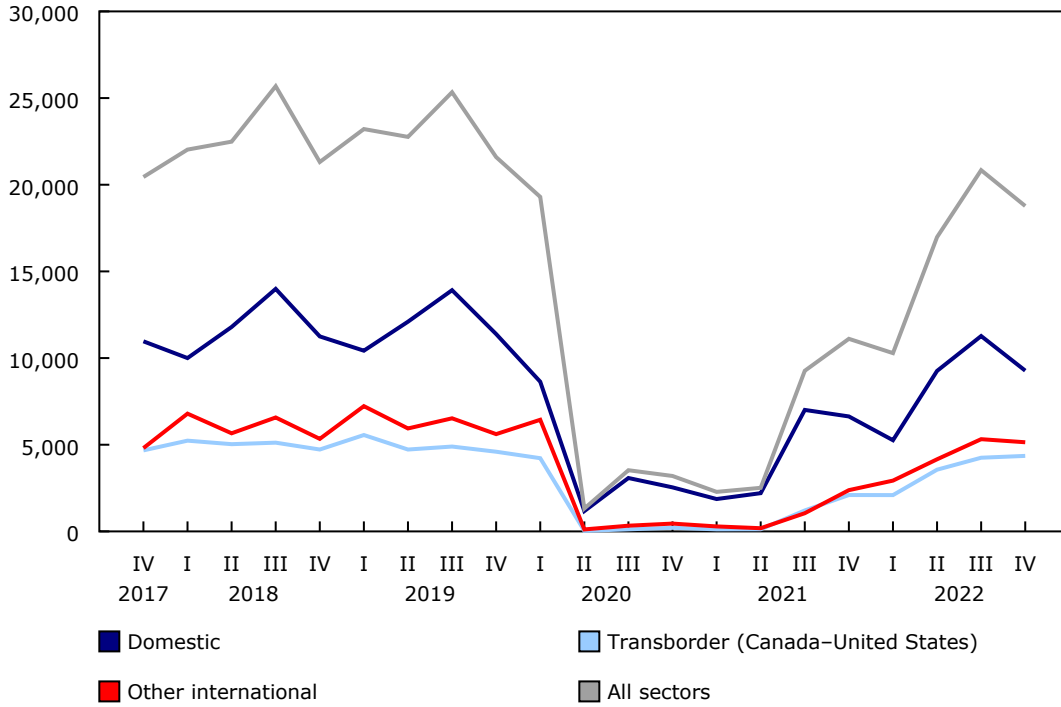
**Chart 2**  
**Operating revenue and expenses, Canadian air carriers**



Source(s): Table 23-10-0260-01.

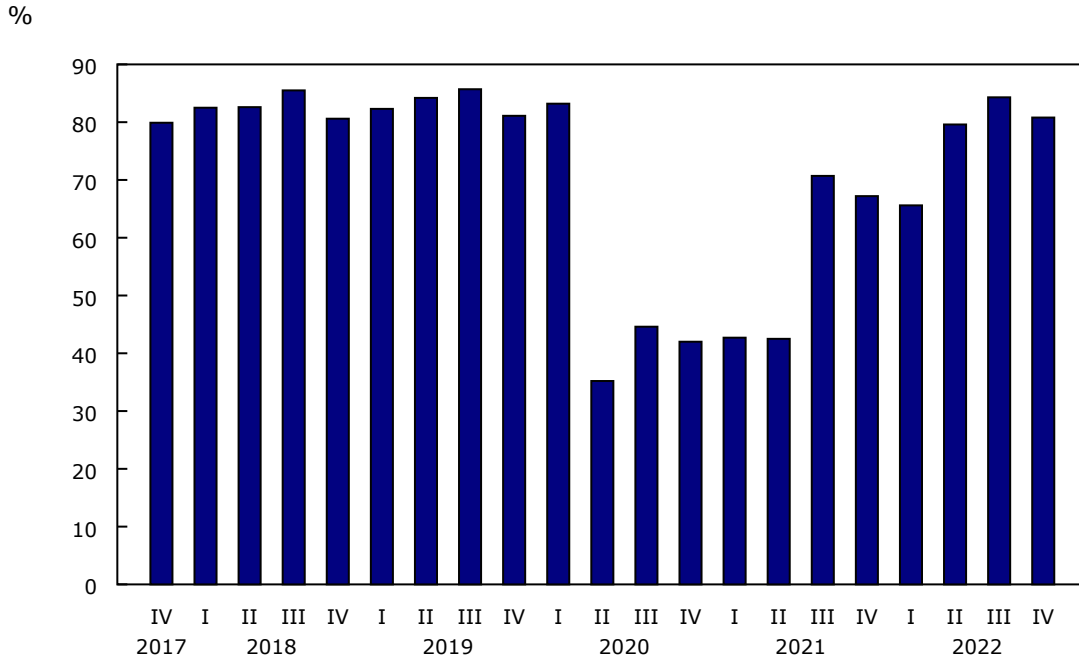
**Chart 3**  
**Passengers carried, by sector, Canadian air carriers**

thousands



Source(s): Table 23-10-0259-01.

**Chart 4**  
**Passenger load factor, Canadian air carriers**



Source(s): Table 23-10-0258-01.

**Note to readers**

*This release covers Canadian Level I and II air carriers. Because of the impact of the COVID-19 pandemic, no air carrier level changes were applied for reference year 2022.*

***Level I air carriers** include every Canadian air carrier that, in the calendar year before the year in which information is provided, transported at least 2 million revenue passengers or at least 400 000 tonnes of cargo.*

***Level II air carriers** include every Canadian air carrier that, in the calendar year before the year in which information is provided, transported (a) at least 100,000, but fewer than 2 million revenue passengers, or (b) at least 50 000 tonnes, but fewer than 400 000 tonnes of cargo.*

***Net non-operating income and loss** are from commercial ventures that are not part of the air transportation services, from other revenues and expenses attributable to financing or other activities that are not an integral part of air transportation, and from special recurrent items of a non-periodic nature. Provision for income taxes is also included. **Non-operating income** can be, for example, capital gains from the sale of aircraft, interest income and foreign exchange adjustment, while **non-operating expenses** can include capital losses and interest on bank loans and other debt.*

*Data in this release are not seasonally adjusted.*

*Data for the third quarter of 2022 have been revised.*

*Because of rounding, components may not add up to the total.*

---

**Available tables:** [23-10-0258-01](#) to [23-10-0262-01](#) .

**Definitions, data sources and methods:** survey number [2712](#).

For more information, or to enquire about the concepts, methods or data quality of this release, contact us (toll-free 1-800-263-1136; 514-283-8300; [infostats@statcan.gc.ca](mailto:infostats@statcan.gc.ca)) or Media Relations ([statcan.mediahotline-ligneinfomedias.statcan@statcan.gc.ca](mailto:statcan.mediahotline-ligneinfomedias.statcan@statcan.gc.ca)).