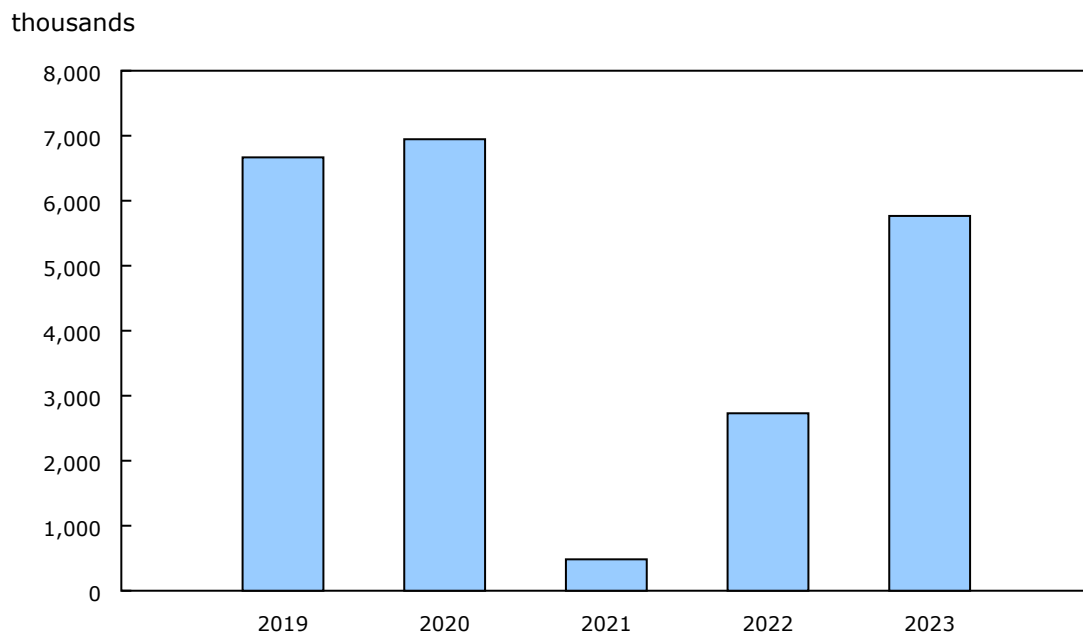


Monthly civil aviation statistics, February 2023

Released at 8:30 a.m. Eastern time in *The Daily*, Thursday, April 27, 2023

Monthly civil aviation statistics are now available for February 2023.

Chart 1
Passengers carried by Canadian Level I air carriers, February, 2019 to 2023

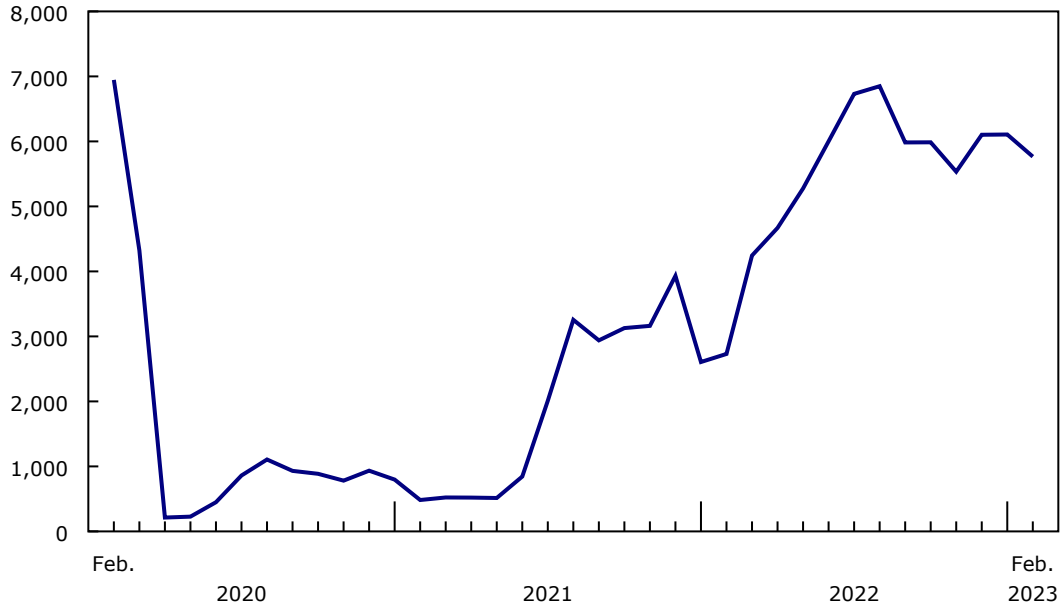


Source(s): Table 23-10-0079-01.



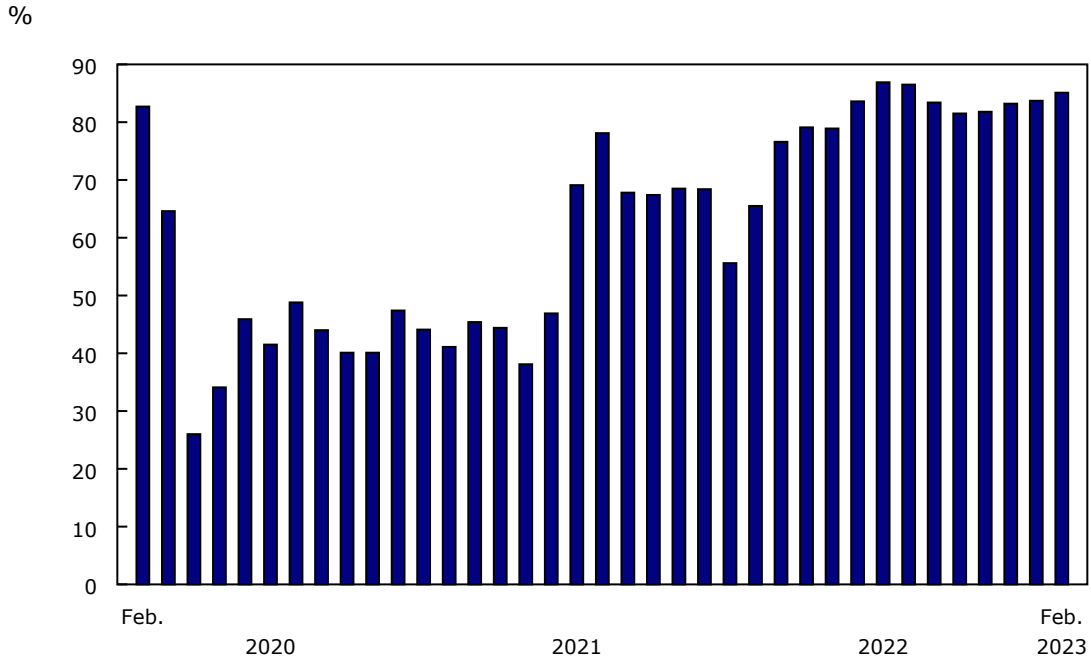
Chart 2
Passengers carried, Canadian air carriers, Level I

thousands



Source(s): Table [23-10-0079-01](#).

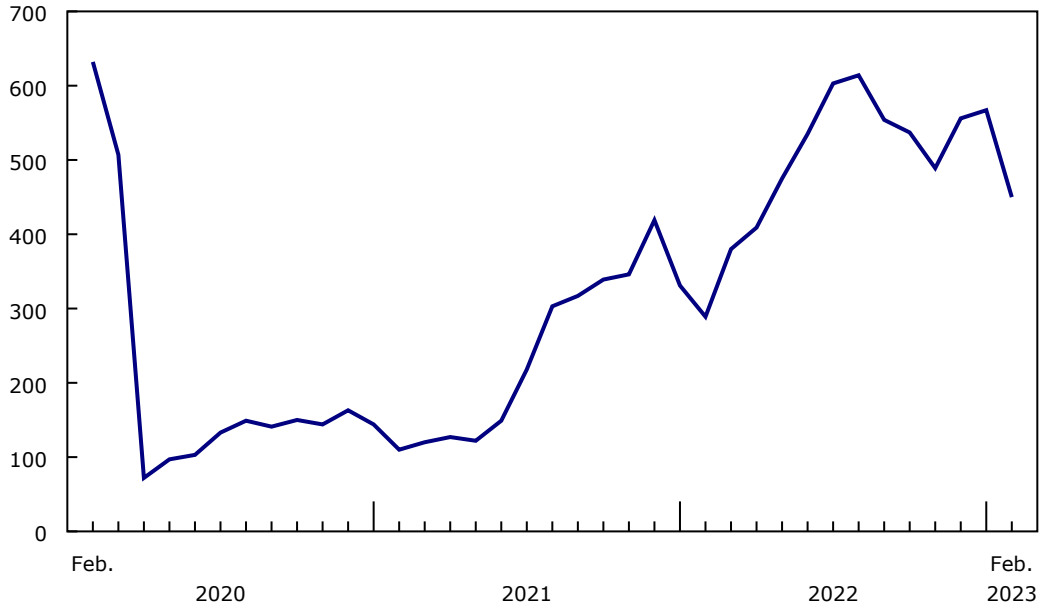
Chart 3
Passenger load factor, Canadian air carriers, Level I



Source(s): Table [23-10-0079-01](#).

Chart 4 Turbo fuel consumed, Canadian air carriers, Level I

millions of litres



Source(s): Table [23-10-0079-01](#).

Note to readers

The Monthly Civil Aviation Survey covers all Canadian Level I air carriers: Air Canada (including Air Canada Rouge), Air Transat, Jazz, Porter, Sunwing and WestJet (including Swoop, WestJet Encore and WestJet Link).

The average passenger trip length is calculated by dividing the number of passenger-kilometres by the number of passengers. Trips across Canada and around the world are included in this calculation.

The data in this monthly release are not seasonally adjusted.

Data for the previous four months have been revised.

Available tables: table [23-10-0079-01](#).

Definitions, data sources and methods: survey number [5026](#).

For more information, or to enquire about the concepts, methods or data quality of this release, contact us (toll-free 1-800-263-1136; 514-283-8300; infostats@statcan.gc.ca) or Media Relations (statcan.mediahotline-ligneinfomedias.statcan@statcan.gc.ca).