

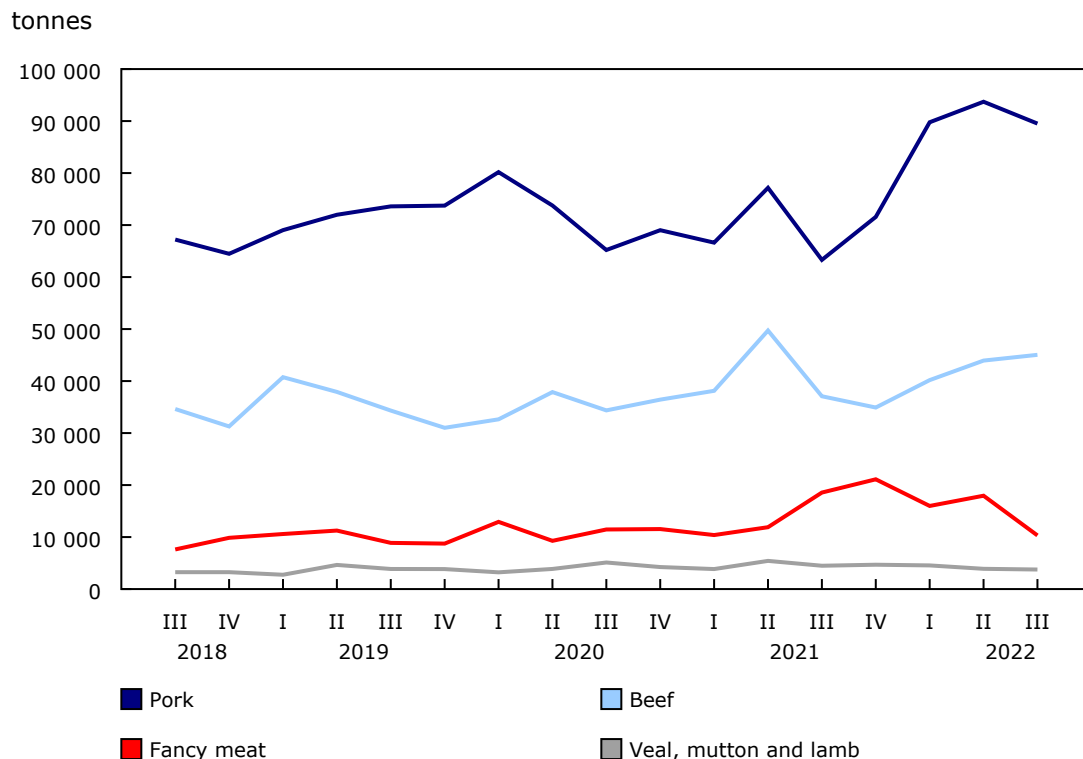
Stocks of frozen and chilled meats, July 1, 2022

Released at 8:30 a.m. Eastern time in *The Daily*, Thursday, August 11, 2022

Stocks of frozen and chilled meats in cold storage totalled 148 633 tonnes as of July 1, 2022, up 20.4% from a year earlier.

Stocks of frozen and chilled pork continued to account for the largest amount of frozen and chilled meats available in Canada (89 518 tonnes), followed by stocks of frozen and chilled beef (45 044 tonnes).

Chart 1
Canadian quarterly stocks of frozen and chilled meats



Note(s): As a result of rounding, provincial data may not add up to totals.

Source(s): Table 32-10-0137-01.

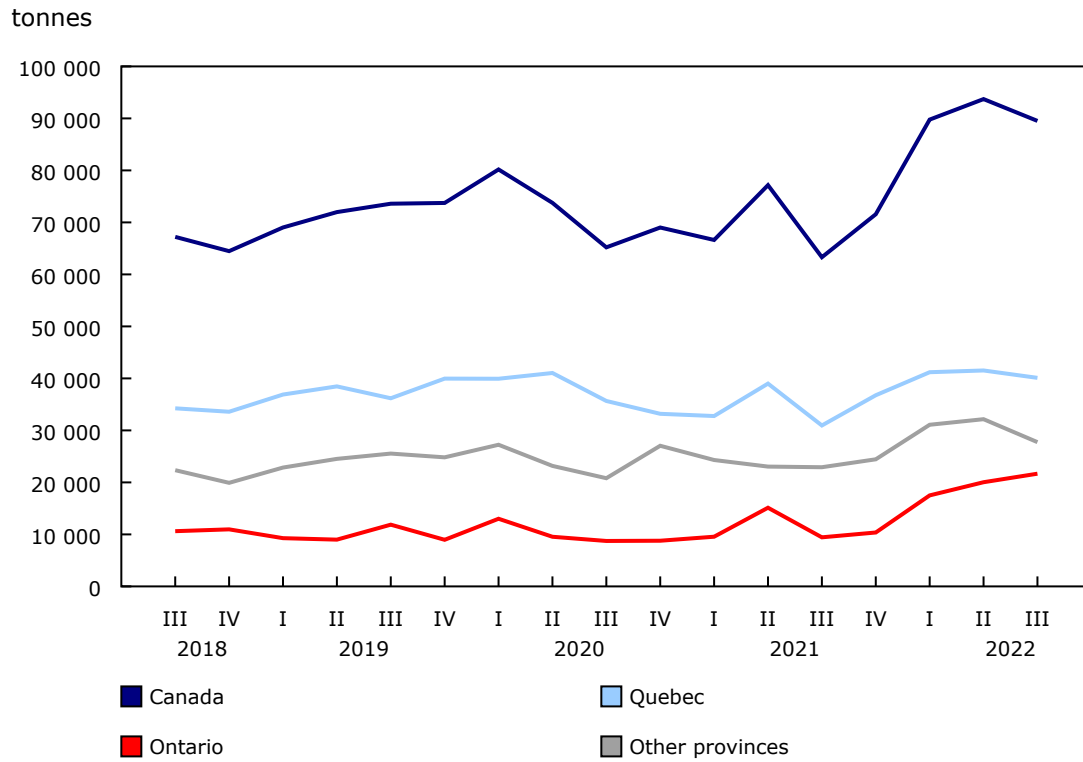
An increase in pig slaughter during the second quarter of 2022 (April to June), coupled with lower demand for pork exports over the same period, may have contributed to the 41.4% year-over-year rise in stocks of frozen and chilled pork in cold storage facilities as of July 1, 2022.

Stocks of frozen and chilled beef were up 21.5% compared with the same period a year earlier. A year-over-year decrease in beef exports for the April-to-June period may have contributed to this increase.

Quebec held 44.8% of the stocks of frozen and chilled pork (40 104 tonnes) nationally as of July 1, 2022, while Alberta and Ontario held 40.3% and 39.8% of the stocks of frozen and chilled beef (18 134 and 17 919 tonnes, respectively).

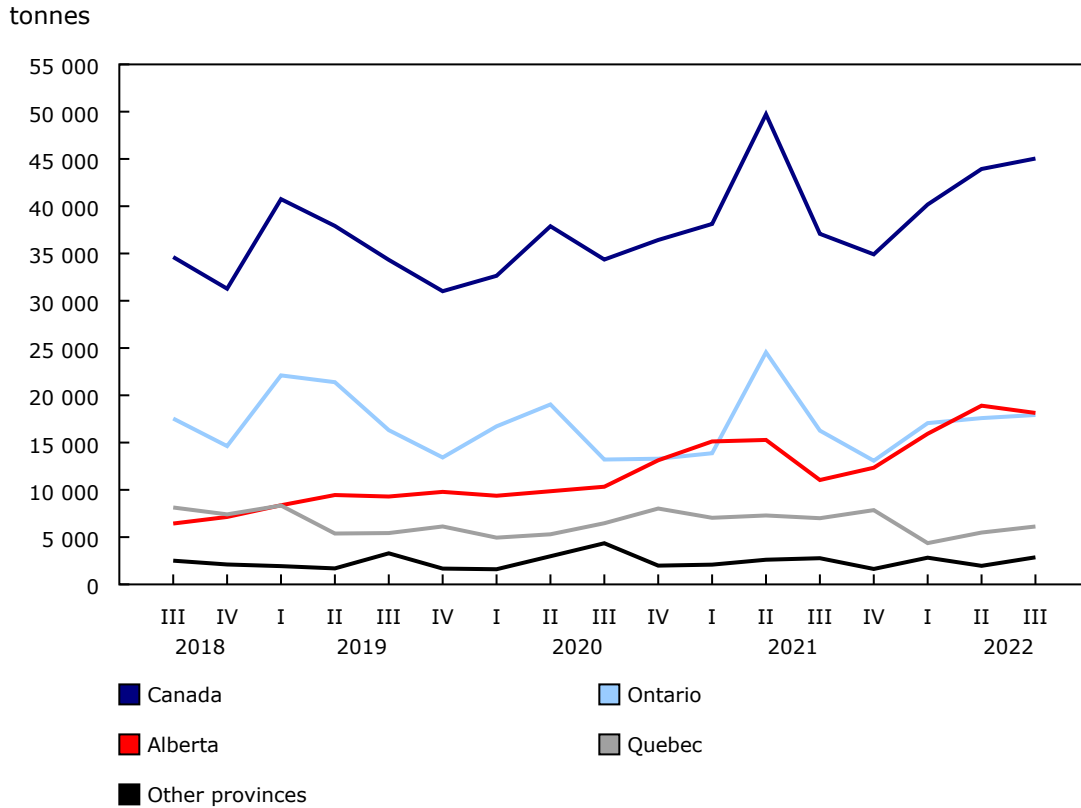


Chart 2
Quarterly stocks of frozen and chilled pork meats, by province



Note(s): As a result of rounding, provincial data may not add up to totals.
Source(s): Table [32-10-0137-01](#).

Chart 3
Quarterly stocks of frozen and chilled beef meats, by province



x suppressed to meet the confidentiality requirements of the *Statistics Act*

Note(s): Data for Alberta and other provinces for the second quarter of 2020 have been suppressed to meet the confidentiality requirements of the *Statistics Act*. As a result of these suppressions, as well as rounding, provincial data may not add up to totals.

Source(s): Table 32-10-0137-01.

Note to readers

This release contains national data on stock holdings for various cuts of pork, beef, veal, mutton and lamb and for fancy meats, as well as regional data for total red meats. This release also includes the holdings of imported meat at the national level for the same periods.

For the latest information on the Census of Agriculture, visit the [Census of Agriculture portal](#).

For more information on agriculture and food, visit the [Agriculture and food statistics portal](#).

Available tables: [32-10-0137-01](#) and [32-10-0138-01](#).

Definitions, data sources and methods: survey number [3423](#).

For more information, or to enquire about the concepts, methods or data quality of this release, contact us (toll-free 1-800-263-1136; 514-283-8300; infostats@statcan.gc.ca) or Media Relations (statcan.mediahotline-ligneinfomedias.statcan@statcan.gc.ca).