

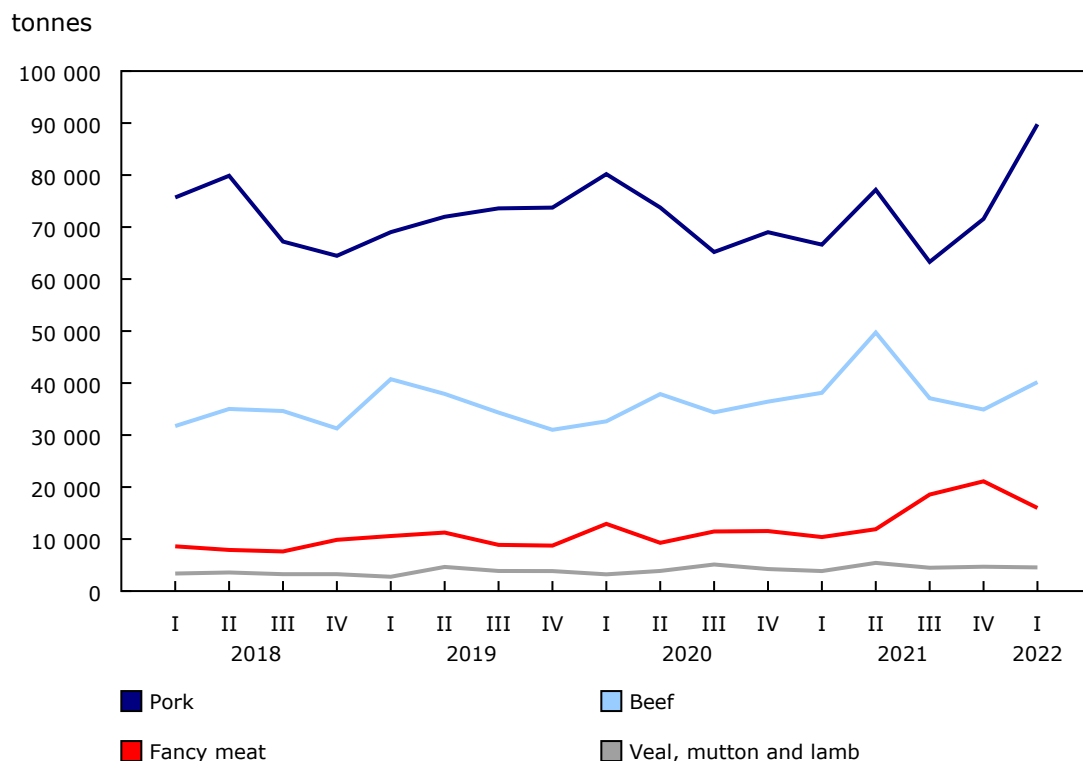
Stocks of frozen and chilled meats, January 1, 2022

Released at 8:30 a.m. Eastern time in *The Daily*, Thursday, February 10, 2022

Stocks of frozen and chilled meats in cold storage totalled 150 484 tonnes as of January 1, 2022, up 26.5% from a year earlier.

Stocks of frozen and chilled pork continued to account for the largest amount of frozen and chilled meats available in Canada (89 770 tonnes), followed by stocks of frozen and chilled beef (40 181 tonnes).

Chart 1
Canadian quarterly stocks of frozen and chilled meats



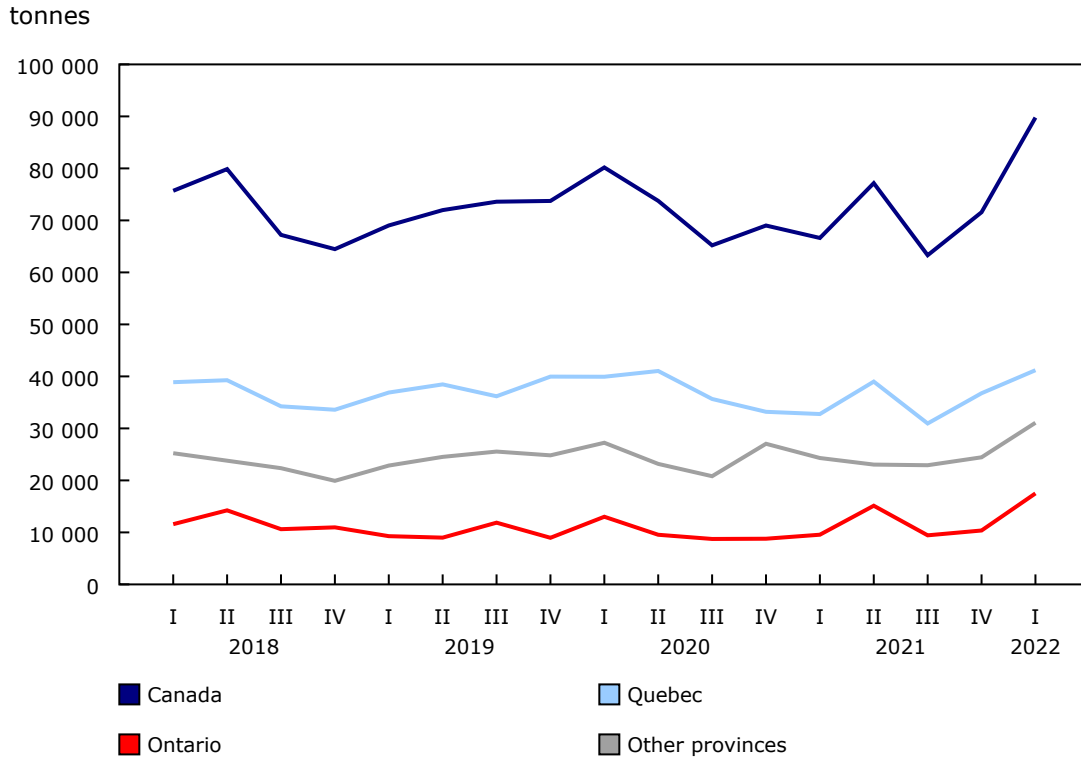
Note(s): As a result of rounding, provincial data may not add up to totals.
Source(s): Table 32-10-0137-01.

Lower demand for pork exports may have contributed to a 34.7% year-over-year increase in stocks of frozen and chilled pork in cold storage facilities as of January 1, 2022. Stocks of frozen and chilled beef rose 5.4% compared with the same period a year earlier, despite a year-over-year increase in beef exports in 2021.

Disruptions to the supply chain, including labour shortages and extreme weather events, may have interrupted the transportation of goods, leading to higher stocks of frozen and chilled meat at cold storage facilities. Reduced demand from the food service sector due to lockdowns in certain jurisdictions may also have contributed to the increase in stocks.

Quebec held just under half of the stocks of frozen and chilled pork (41 189 tonnes) nationally as of January 1, 2022, while Ontario held 42.5% of the stocks of frozen and chilled beef (17 058 tonnes).

Chart 2
Quarterly stocks of frozen and chilled pork meats, by province

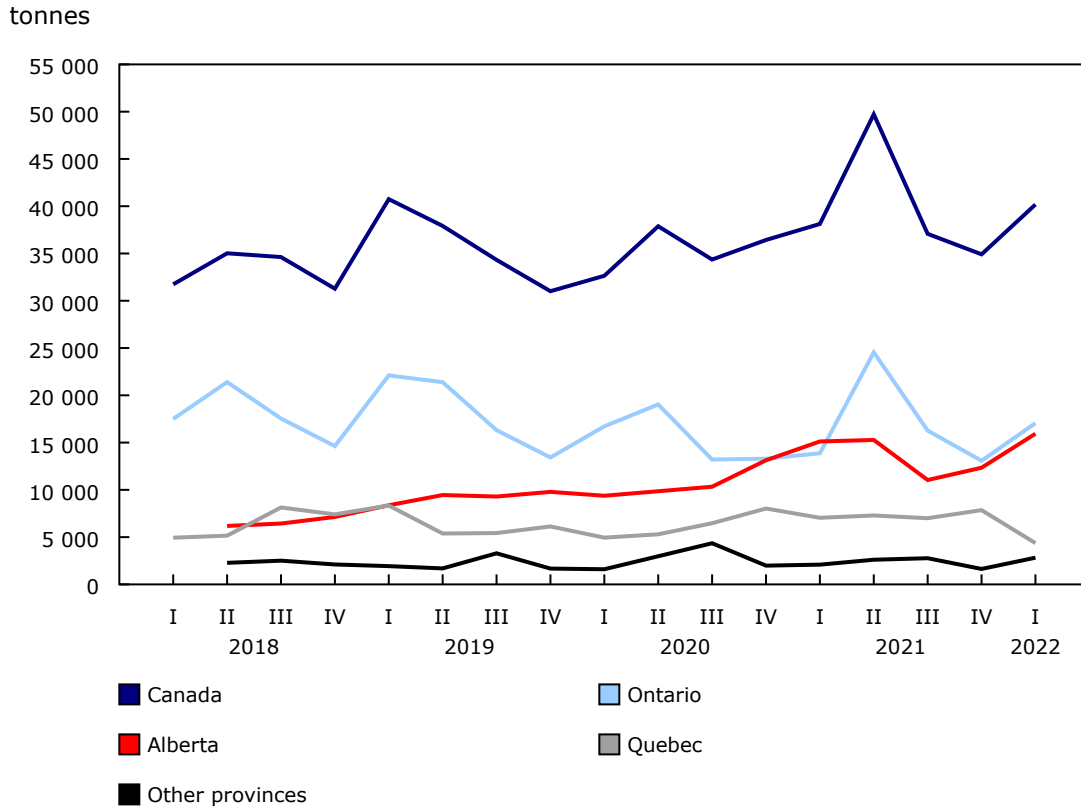


x suppressed to meet the confidentiality requirements of the *Statistics Act*

Note(s): Data for Manitoba and other provinces for the second quarter of 2018 have been suppressed to meet the confidentiality requirements of the *Statistics Act*. As a result of these suppressions, as well as rounding, provincial data may not add up to totals.

Source(s): Table 32-10-0137-01.

Chart 3
Quarterly stocks of frozen and chilled beef meats, by province



x suppressed to meet the confidentiality requirements of the *Statistics Act*

Note(s): Data for Alberta and other provinces for the first quarter of 2018 and the second quarter of 2020 have been suppressed to meet the confidentiality requirements of the *Statistics Act*. As a result of these suppressions, as well as rounding, provincial data may not add up to totals.

Source(s): Table 32-10-0137-01.

Note to readers

This release contains national data on stock holdings for various cuts of pork, beef, veal, mutton and lamb and for fancy meats, as well as regional data for total red meats. This release also includes the holdings of imported meat at the national level for the same periods.

For the latest information on the Census of Agriculture, visit the [Census of Agriculture portal](#).

For more information on agriculture and food, visit the [Agriculture and Food Statistics portal](#).

Available tables: [32-10-0137-01](#) and [32-10-0138-01](#).

Definitions, data sources and methods: survey number [3423](#).

For more information, or to enquire about the concepts, methods or data quality of this release, contact us (toll-free 1-800-263-1136; 514-283-8300; STATCAN.infostats-infostats.STATCAN@statcan.gc.ca) or Media Relations (613-951-4636; STATCAN.mediahotline-ligneinfomedias.STATCAN@statcan.gc.ca).