

# Leading indicator of international arrivals to Canada, July 2021

Released at 8:30 a.m. Eastern time in *The Daily*, Wednesday, August 11, 2021

---

## Highlights

July saw the number of international arrivals to Canada by land and air increase from last year but remain well below the pre-pandemic levels of 2019. Some of the increase in the leading indicator of arrivals by air was due to the inclusion of Toronto/Pearson Terminal 1 in this count for the first time.

There were almost four times as many non-residents arriving from abroad in Canadian airports equipped with electronic kiosks during July compared with last year, yet down 92.0% from July 2019.

Meanwhile, the number of Canadian residents returning from abroad via these same airports was almost four times greater than in July 2020, but 77.8% below the same month in 2019.

US residents made 113,000 trips to Canada through land ports with electronic sensors in July. Although over 42,000 more arrivals than July 2020, it was down 94.4% from July 2019.

Likewise, the number of Canadians who returned from the United States (202,400) through these same land ports was almost 60,000 more than in July 2020, yet down 92.8% from the same month in 2019.

This release provides a first glimpse into international arrivals to Canada in July. Complete counts will be available with July's "[Travel between Canada and other countries](#)" release.

## July sees some easing of restrictions

Existing restrictions on non-essential travel across the Canada–US border were extended on June 21, 2021 for another 30 days. However, more cross-border traffic is expected as provincial governments begin to reopen their borders and federal requirements for international air travellers are relaxed. As of July 5, 2021, the testing upon arrival with a hotel stopover as part of a 14-day quarantine, in force since February, no longer applies to fully vaccinated Canadians and permanent residents.

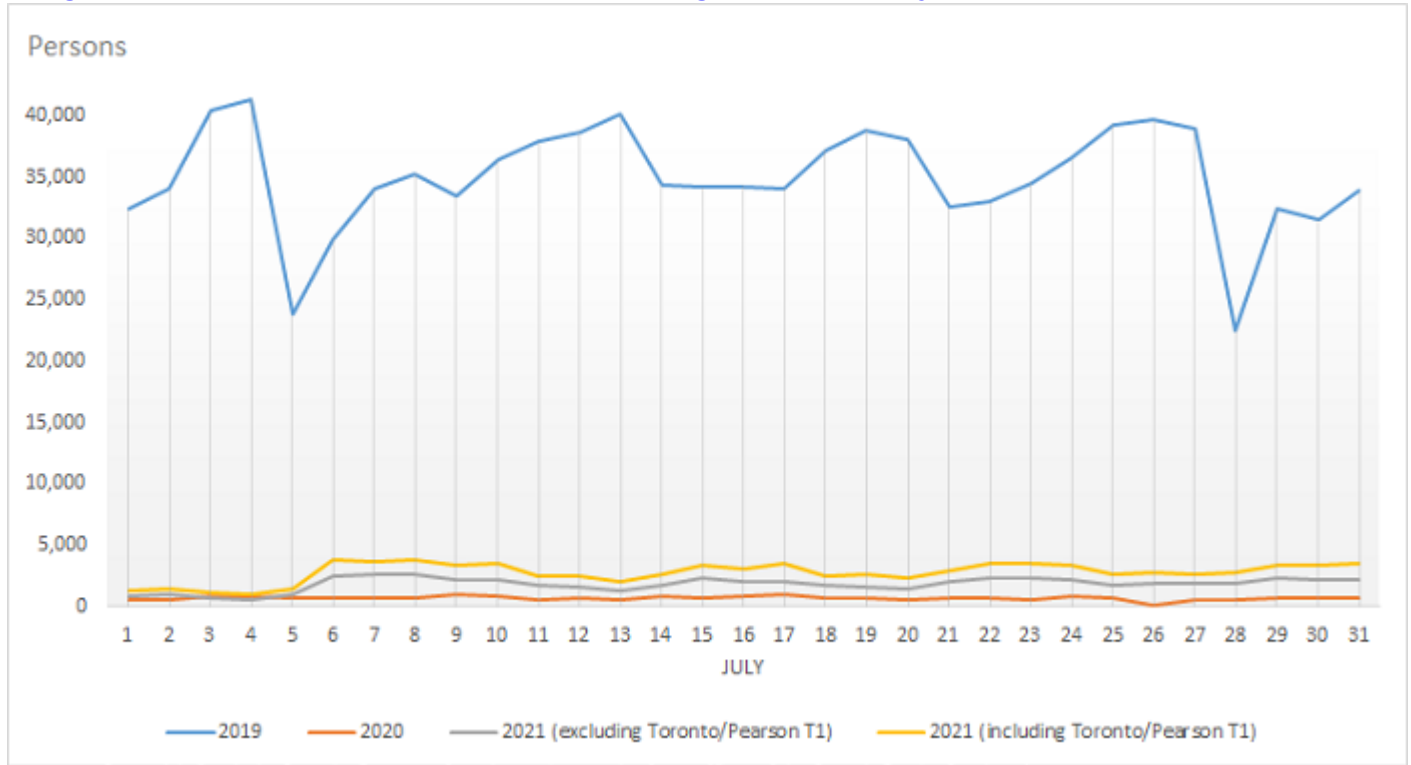
## Non-resident arrivals by air

Air arrivals of non-residents from abroad—overseas countries (54,500) and the United States (31,800)—at Canadian airports equipped with Primary Inspection Kiosks (PIKs) numbered 86,300 in July, up from 22,300 in July 2020. Despite this jump, it is down 92.0% from the 1.1 million arrivals during the same month in 2019.

The PIK system was fully implemented in Toronto/Pearson Terminal 1 on June 22, 2021, and these counts are included in this leading indicator starting in July. Chart 1 shows the counts for July both including and excluding international arrivals at Toronto/Pearson Terminal 1 (see Note to readers).



**Infographic 1 – Non-resident air travellers arriving in Canada, July 2019, 2020 and 2021**

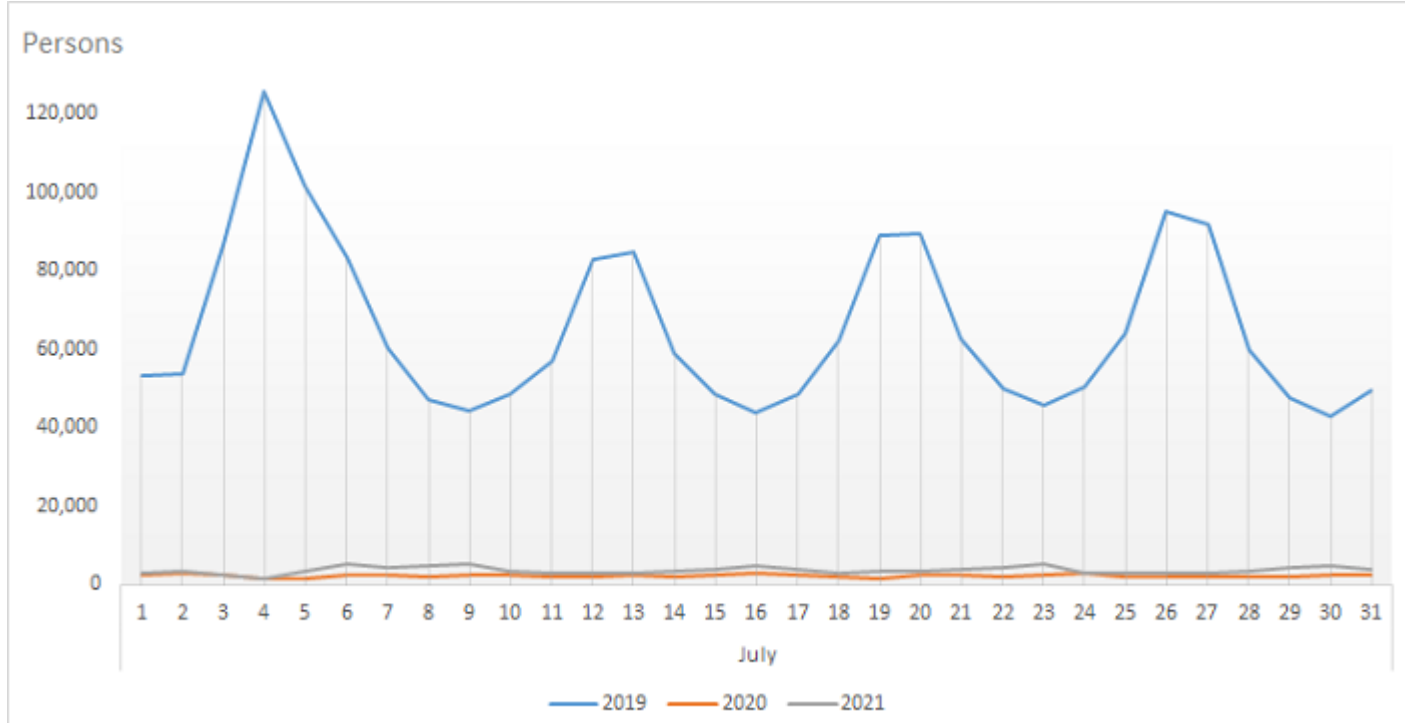


Source(s): Statistics Canada- Reports of entries and re-entries from offices of the Canada Border Services Agency, Primary Inspection Kiosks.

**Non-resident arrivals by car**

In July, US residents took 113,000 trips to Canada in US-licensed automobiles through 111 land ports equipped with the automated Integrated Primary Inspection Line (IPIIL) application. While this was higher than the 70,500 trips taken in July 2020, it is down 94.4% from the 2.0 million US arrivals by car in July 2019.

**Infographic 2 – United States residents entering Canada in US-licensed automobiles, July 2019, 2020 and 2021**



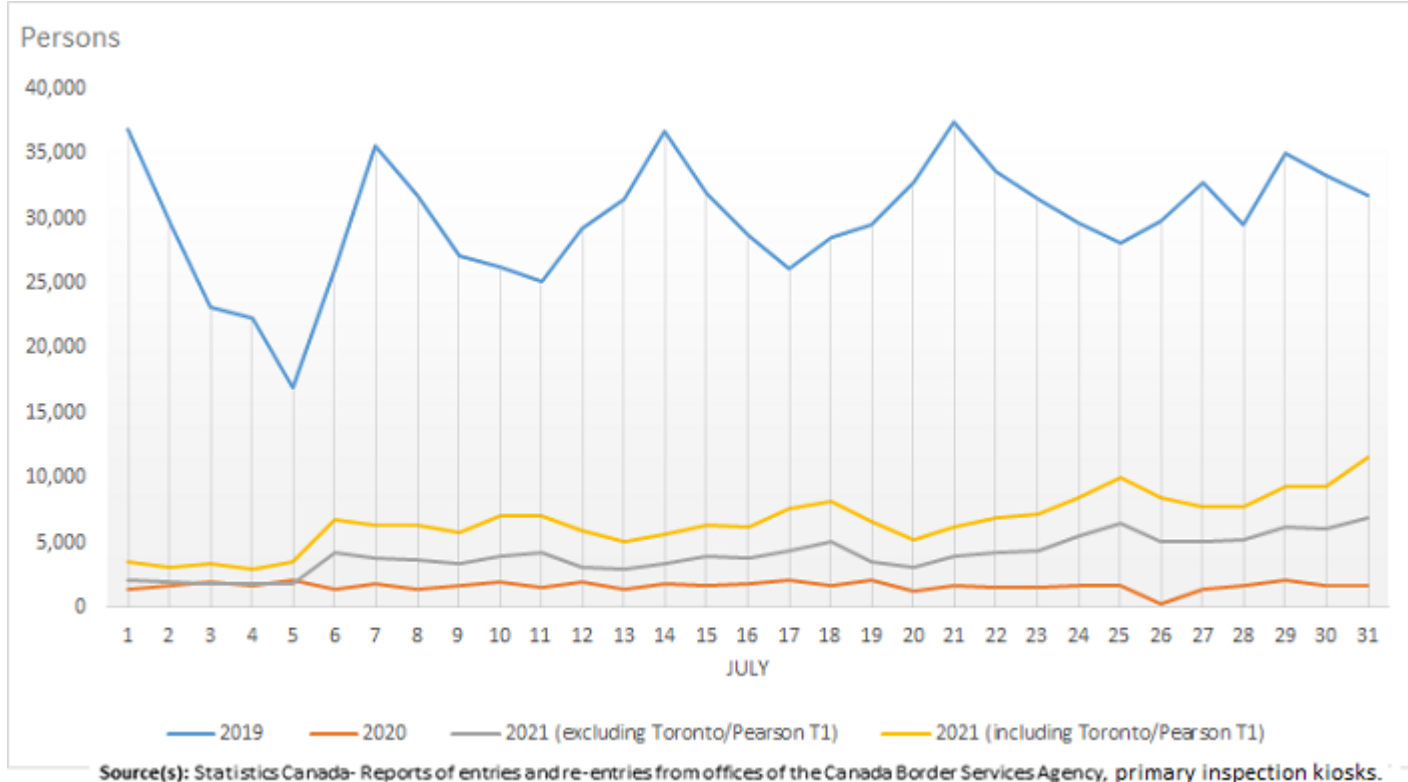
Source(s): Statistics Canada- Reports of entries and re-entries from offices of the Canada Border Services Agency, Integrated Primary Inspection Line only.

**Canadians returning by air**

While still down by over three-quarters (77.8%) from the same month in 2019, the number of Canadian residents flying back from abroad in July via airports equipped with PIKs was 205,800, up from 51,800 in July 2020.

Again, some of this July increase from 2020 to 2021 reflects the inclusion of international arrivals at Toronto/Pearson Terminal 1 (see Note to readers). Counts for July 2021 are shown in Chart 3, both with and without arrivals at Toronto/Pearson Terminal 1. In either case, a steady rise in the number of returning Canadians flying home during July is apparent.

**Infographic 3 – Canadian residents returning by air from abroad, July 2019, 2020 and 2021**

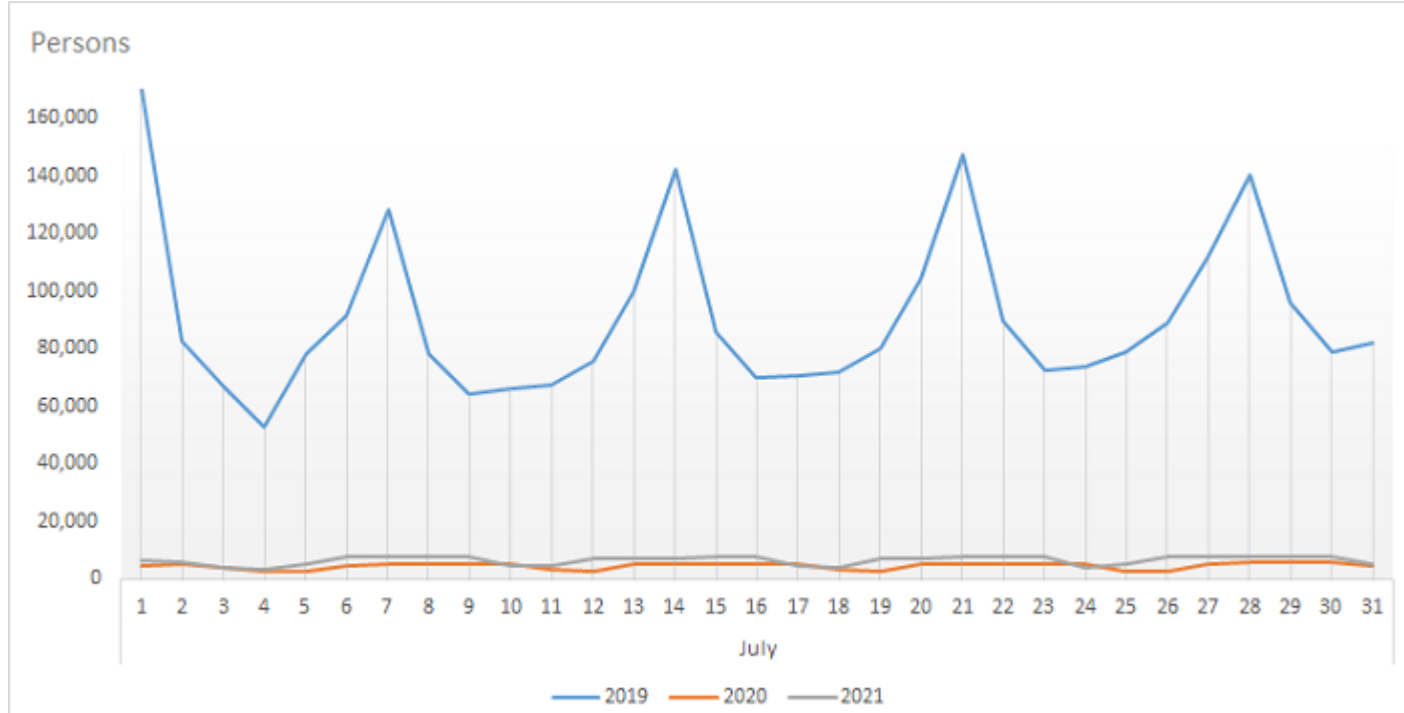


Data showing a similar increase in the number of transborder flights between Canada and the United States are available from today's [Weekly transborder aircraft movements trending upward](#) release.

**Canadians returning by car**

In July, 202,400 Canadian residents returned from the United States in Canadian-licensed automobiles via the 111 IPIL ports. While this is more than the 144,500 recorded in July 2020, it is just a fraction (7.2%) of the 2.8 million who drove back across the border during the same month in 2019.

**Infographic 4 – Canadian residents returning from the United States in Canadian-licensed automobiles, July 2019, 2020 and 2021**



Source(s): Statistics Canada- Reports of entries and re-entries from offices of the Canada Border Services Agency, Integrated Primary Inspection Line only.

### Note to readers

*This indicator uses administrative data from the Canada Border Services Agency on international travellers entering the country by automobile and by air.*

*Counts of travellers entering the country by air are from the Primary Inspection Kiosk (PIK) system and represent a subset of arrivals by air. Pre-pandemic PIK systems captured approximately 58% of air international arrivals, as it excluded arrivals at Toronto/Pearson Terminal 1 where PIKs were not yet deployed.*

*PIKs were fully deployed at Toronto/Pearson Terminal 1 by June 22, 2021 but were excluded from June counts. Starting in July, these arrivals are included in the total counts of this leading indicator.*

*Including PIK data from Toronto/Pearson Terminal 1 in the analysis will increase coverage to virtually all international commercial air arrivals, since such flights have been restricted to four airports during the pandemic. The coverage statement will be amended when a complete year of international traffic is observed for all airports receiving international flights.*

*Counts of cross-border travel by automobile through 111 land ports equipped with the automated Integrated Primary Inspection Line (IPIL) system are available by the traveller's state or province of residence, based on the licence plate of the automobile and by province of entry into Canada.*

*The IPIL data are a subset of Canadian and US residents entering Canada by automobile and exclude some crossings. In 2020, the 111 IPIL ports captured approximately 80% of cross-border automobile traffic between Canada and the United States.*

### Definitions, data sources and methods: survey number [5005](#).

For more information, or to enquire about the concepts, methods or data quality of this release, contact us (toll-free 1-800-263-1136; 514-283-8300; [STATCAN.infostats-infostats.STATCAN@canada.ca](mailto:STATCAN.infostats-infostats.STATCAN@canada.ca)) or Media Relations (613-951-4636; [STATCAN.mediahotline-ligneinfomedias.STATCAN@canada.ca](mailto:STATCAN.mediahotline-ligneinfomedias.STATCAN@canada.ca)).