

Monthly civil aviation statistics, November 2018

Released at 8:30 a.m. Eastern time in *The Daily*, Thursday, January 31, 2019

The six Canadian Level I air carriers flew 6.1 million passengers on scheduled and charter services in November, up 5.3% from November 2017 and continuing the upward year-over-year monthly trend that began in April 2014. In 2018, November marked the lowest monthly volume of passengers by these carriers combined, as was the case the previous three years.

Traffic increased 7.7% year over year to 14.9 billion passenger-kilometres in November. Capacity rose 6.6% to 18.4 billion available seat-kilometres. This resulted in a higher passenger load factor in November (80.8%) compared with the same month a year earlier (80.0%), as the increase in demand for travel was stronger than the rise in capacity.

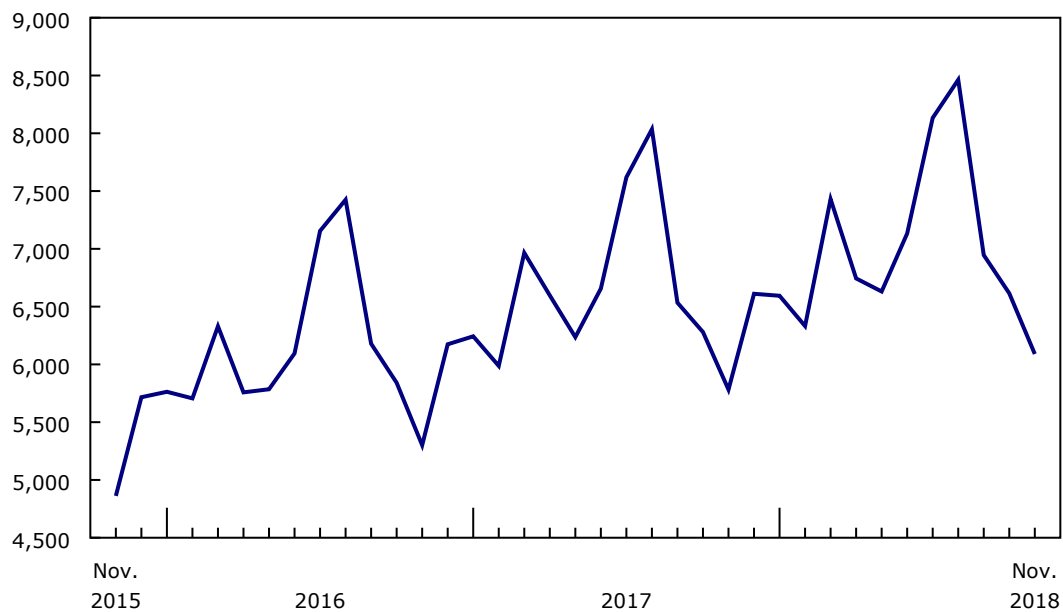
On average, each passenger travelled 2,446 kilometres, up 2.3% compared with November 2017.

The volume of turbo fuel consumed rose 4.2% to 551.5 million litres, while the number of flying hours increased 4.4% to 166,000.

Total operating revenue was up 11.8% from the same month a year earlier to \$1.7 billion in November.

Chart 1
Passengers carried, Canadian air carriers, Level I

thousands



Source(s): Table 23-10-0079-01.

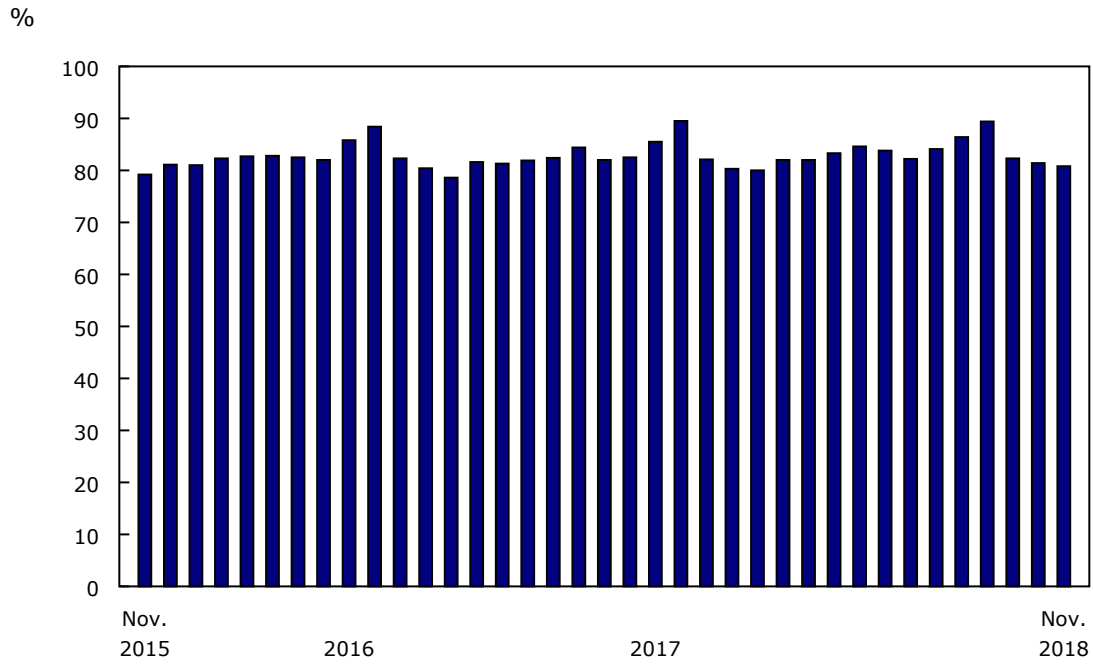


Statistics
Canada

Statistique
Canada

Canada

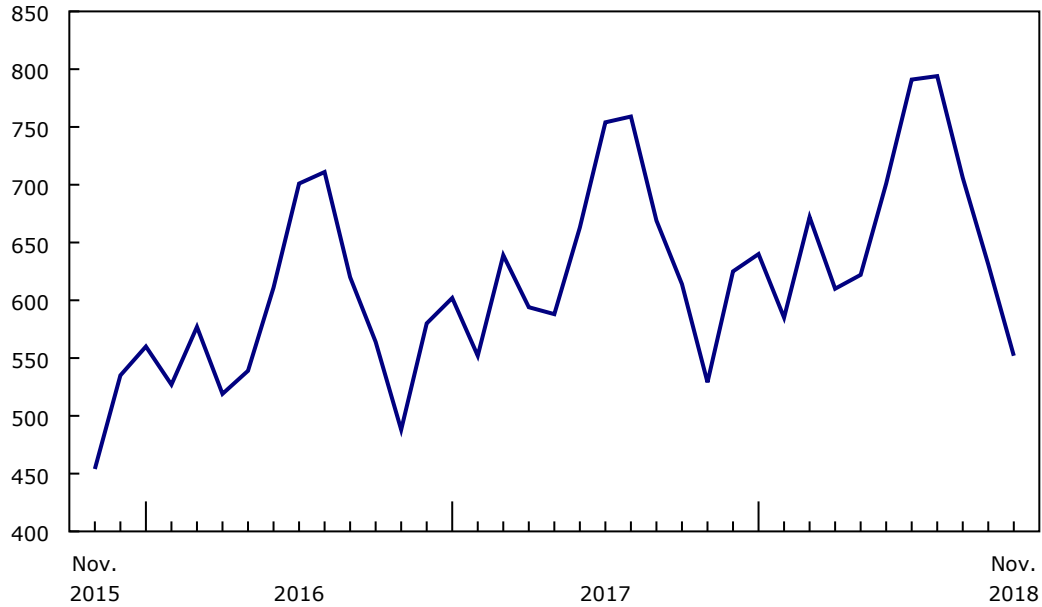
Chart 2
Passenger load factor, Canadian air carriers, Level I



Source(s): Table [23-10-0079-01](#).

Chart 3
Turbo fuel consumed, Canadian air carriers, Level I

millions of litres



Source(s): Table [23-10-0079-01](#).

Note to readers

The Monthly Civil Aviation Survey covers all Canadian Level I air carriers: Air Canada (including Air Canada rouge), Air Transat, Jazz, Porter, Sunwing and WestJet (including Swoop, WestJet Encore and WestJet Link).

The average passenger trip length is obtained by dividing the number of passenger-kilometres by the number of passengers. Trips across Canada or across the globe are included in this calculation.

Data in this monthly release are not seasonally adjusted.

Available tables: table [23-10-0079-01](#).

Definitions, data sources and methods: survey number [5026](#).

For more information, or to enquire about the concepts, methods or data quality of this release, contact us (toll-free 1-800-263-1136; 514-283-8300; STATCAN.infostats-infostats.STATCAN@canada.ca) or Media Relations (613-951-4636; STATCAN.mediahotline-ligneinfomedias.STATCAN@canada.ca).